

1/20 BUGGY / TRUCK

3 functions Radio Control

ATTENTION PARENTS

It is recommended that this toy and all accessories be periodically examined for potential hazards and that any potentially hazardous parts be repaired or replaced.

Repair and Parts Department
 Monday to Friday 8:30AM-5:30PM Central Time
 Repair:(800)736-4556
 Parts:(800)776-4556
 Fax:(972)578-7059
 e-mail:nikkocs@airmail.net

- Please read carefully before starting to operate.
- "Warning! use under the direct supervision of an adult.
- Keep the operation manual and display box for future reference.
- Use 4 x "AA" size alkaline (1.5V) or Ni-Cd (1.2V)batteries.(NOT INCLUDED) and 006P(9V)battery.(NOT INCLUDED)

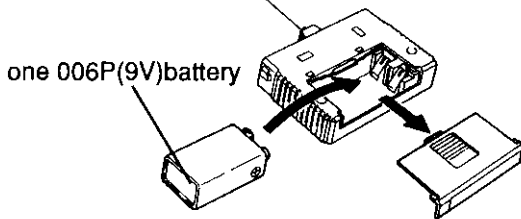
For ages 8 and up.

NIKKO
 AMERICA, INC

© NIKKO PRINTED IN CHINA

1 BATTERY INSTALLATION

• TRANSMITTER

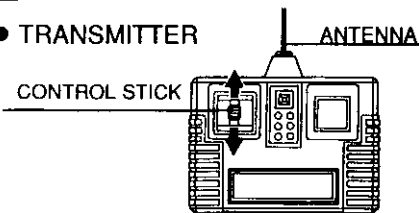


CAUTION:

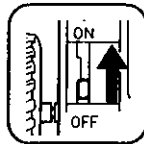
- *Do not mix old and new batteries.
- *Install batteries accurately in the battery compartment.
- *Do not mix alkaline, standard [carbon-zinc], or rechargeable [nickel-cadmium] batteries.
- Install batteries making sure that the (+) and (-) poles of the batteries are positioned accurately.
- Avoid combined use of charged Ni-Cd batteries and discharged Ni-Cd batteries.
- Do not mix old batteries with new batteries.
- Avoid using alkaline batteries and Ni-Cd batteries together:

2 HOW TO OPERATE

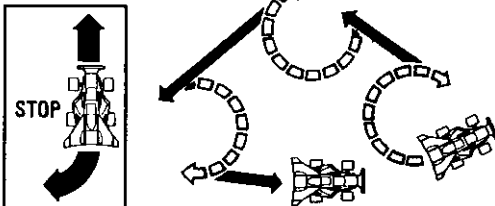
• TRANSMITTER



The transmitter is turned "ON" automatically While operating the CONTROL STICK.



• VEHICLE



RADIO INTERFERENCE: Sometimes erratic behavior or loss of control of vehicle is the result of interference caused by high tension wires, high voltage transformers, certain types of building, concrete walls or narrow places where RADIO SIGNALS sent from your transmitter MAY BE SCATTERED thus making it DIFFICULT for your vehicle to receive a GOOD RADIO SIGNAL. If you encounter this type of behavior or loss of control, CHANGE TO A DIFFERENT LOCATION. You will encounter INTERFERENCE if ANOTHER radio controlled vehicle or CB radio is operating in the vicinity on your SAME FREQUENCY.

Cleaning and maintenance: This toy vehicle needs periodic maintenance and cleaning.

Caution: Keep out of reach of small children under 36 months old as there is danger of getting hurt.

THE FCC WANTS YOU KNOW

This device complies with part 15 of the FCC Rules, Operation is subject to the following two conditions:

- (1) This device may not cause harmful interference.
- (2) This device must accept any interference received, including interference that may cause undesired operation.

Your R/C car might cause TV or radio interference even when it is operating properly.

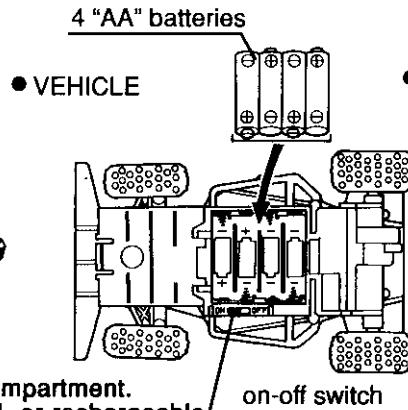
To determine whether your R/C car is causing the interference, turn off your R/C car.

If the interference goes away, your R/C car is causing the interference.

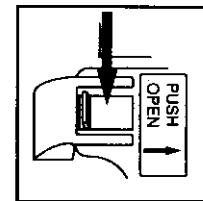
Try to eliminate the interference by:

- Moving your R/C car away from the receiver.
- Contacting your local store for help.

If you cannot eliminate the interference, the FCC requires that you stop using your R/C car.



- HOW TO OPEN BATTERY COMPARTMENT COVER to open push and slide



CAUTION

Please read the instructions before starting to operate. Without any precautions, the vehicle may move without your command or there may be overheating or batteries or power motor. Additionally, the vehicle should be kept out of the reach of very young children.

3 MAJOR CAUSES OF VEHICLE MALFUNCTION

- *WEAK BATTERIES
- *INCORRECT BATTERY INSTALLATION
- *INTERFERENCE

1. Turn the vehicle's switch "ON".

2. Operate the vehicle with the transmitter.

Push stick forward to drive forward, pull stick back to drive in reverse. Release stick for Neutral/Stop.

3. When the play is over, turn the vehicle's switch "OFF" and remove all the batteries both from the car and the transmitter.

Note:

*You can control the vehicle at a longer distance by holding the transmitter higher.

*When the speed of the vehicle becomes slow, replace 4 "AA" batteries in the vehicle for fresh ones.

*When the response of the vehicle becomes bad, replace one 006P(9V) battery in the transmitter.

NOTICE:

Change or modifications not expressly approved by the manufacturer for compliance could void the user's authority to operate the equipment.