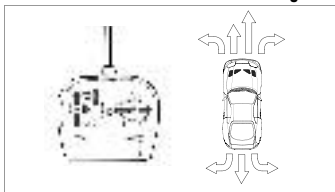


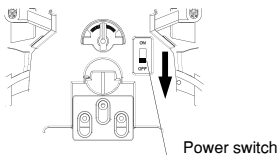
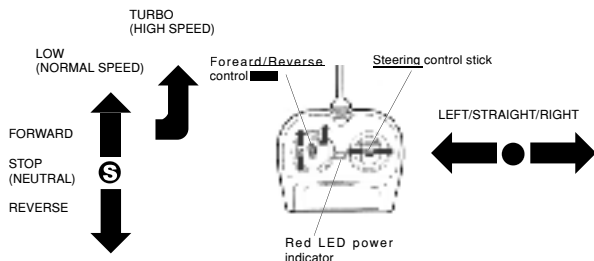
- ③ Turn ON the power switch of the vehicle.



- ④ Start operation.

FORWARD RUNNING

You can enjoy the excitement of 2 stages of speed from Normal(LOW) to High(TURBO) speed forward running by operating the speed control stick



- ⑤ Turn OFF the vehicle after playing.



- ⑥ To prevent damage from battery leakage, remove all the batteries from transmitter and vehicle after playing.

TO ADJUST STEERING ALIGNMENT

Adjust the steering alignment when the vehicle does not run straight forward.

Turn the steering alignment lever towards "L" if the vehicle runs towards right.

Turn the steering alignment lever towards "R" if the vehicle runs towards left.



OPERATING SAFETY RULES

Select a **SAFE** place to operate your vehicle. Do not drive in the street. Avoid driving on **SAND** or through puddles of **WATER**. These hazards can impair performance. Check the surface ahead of you and watch for obstacles.

The radio receiver in your vehicle and transmitter are sensitive instruments. Do not leave Vehicle or Transmitter near sources of **HEAT** or under **DIRECT SUNLIGHT** for long periods of time.

Avoid leaving Vehicle or Transmitter **OUTSIDE OVERNIGHT**. **NIGHT DAMPNES IS HARMFUL TO INTERIOR MECHANISM.**

Cleaning and maintenance:

This toy vehicle needs periodic maintenance and cleaning.

Warning to the parents:

The charger for the Ni-Cd battery pack needs periodic inspection to see that the lead wires, plugs, outer case, and other parts are not damaged in any way. If any of the parts are damaged, do not use the charger until it is completely repaired.

Caution:

Keep out of reach of small children under 36 months old as there is danger of getting hurt.

* **CHANGES OR MODIFICATIONS NOT EXPRESSLY APPROVED BY THE MANUFACTURER FOR COMPLIANCE COULD VOID THE USER'S AUTHORITY TO OPERATE THE EQUIPMENT.**

RADIO INTERFERENCE: Sometimes erratic behavior or loss of control of vehicle is the result of interference caused by high tension wires, high voltage transformers, certain types of building, concrete walls or narrow places where **RADIO SIGNALS** sent from your transmitter **MAY BE SCATTERED** thus making it **DIFFICULT** for your vehicle to receive a **GOOD RADIO SIGNAL**. If you encounter this type of behavior or loss of control, **CHANGE TO A DIFFERENT LOCATION**.

You will encounter **INTERFERENCE** if **ANOTHER** radio controlled vehicle or CB radio is operating in the vicinity on your **SAME FREQUENCY**.

Cleaning and maintenance:

This toy vehicle needs periodic maintenance and cleaning.

Warning to the parents

The charger for the Ni-Cd battery pack needs periodic inspection to see that the lead wires, plugs, outer case, and other parts are not damaged in any way. If any of the parts are damaged, do not use the charger until it is completely repaired.

Caution

Keep out of reach of small children under 36 months old as there is danger of getting hurt.

DO NOT operate your vehicle on thick-piled carpets. It can be dangerous since the carpet fiber may twine round a shaft and cause a motor overheated.

**THE RBRC™ Seal on the nickel cadmium battery pack**

indicates that NikkoAmerica is voluntarily participating in an industry program to collect and recycle these batteries at the end of their useful life. The RBRC program provides a convenient alternative to disposing nickel-cadmium batteries into the trash or municipal waste stream, which is illegal in some areas.

Nikko America's payments to RBRC makes it easy for you to drop off the spent battery pack at local retailers who sell replacement nickel-cadmium batteries.

You may also contact your local recycling center for information on where to return the spent battery pack.

RBRC is a trademark of the Rechargeable Battery Recycling Corporation.

THE FCC WANTS YOU KNOW

This device complies with part 15 of the FCC Rules, Operation is subject to the following two conditions:

- (1) This device may not cause harmful interference.
- (2) This device must accept any interference received, including interference that may cause undesired operation.

Your R/C car might cause TV or radio interference even when it is operating properly.

To determine whether your R/C car is causing the interference, turn off your R/C car.

If the interference goes away, your R/C car is causing the interference.

Try to eliminate the interference by:

- Moving your R/C car away from the receiver.
- Contacting your local store for help.

If you cannot eliminate the interference, the FCC requires that you stop using your R/C car.