


# 1/20 Jeepster

RDC-20861A  
© NIKKO

Owner's Manual  
Manuel de l'utilisateur

BEDIENUNGSANLEITUNG  
Manual del Propietario



- Please read carefully before starting to operate.
- Lire attentivement cet explicatif avant de commencer à jouer.
- Bitte. sorgfältig vor Inbetriebnahme durchlesen.
- Lea cuidadosamente las instrucciones siguientes antes de comenzar a jugar.

## FEATURES

- Full function  
Runs forward backward, turns left & right, stop.
- Oversized off-road tires
- Impact resistant bumper

# NIKKO

## BATTERY REQUIREMENTS

(Not included)  
Vehicle: 4 x AA alkaline(1.5V)  
or Ni-Cd(1.2V)batteries

**CAUTION: ELECTRIC TOY**  
Not recommended for children under 8 years of age. As with all electric products, precautions should be observed during handling and use to prevent electric shock.  
Input: 120 vac, 60 HZ 12W only.  
Output: 12 VDC, 3.6W

**ATTENTION PARENTS**  
It is recommended that this toy and all accessories be periodically examined for potential hazards and that any potentially hazardous parts be repaired or replaced.

# NIKKO

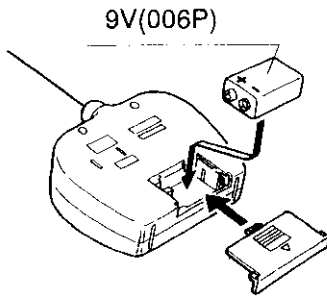
AMERICA, INC

**Repair and Parts Department**  
**Monday to Friday 8:30AM-5:30PM Central Time**

Repair:(800)736-4556  
Parts:(800)776-4556  
Fax:(972)578-7059  
e-mail:nikkocs@airmail.net

# 1 BATTERY INSTALLATION

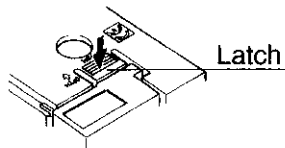
## ■ TRANSMITTER



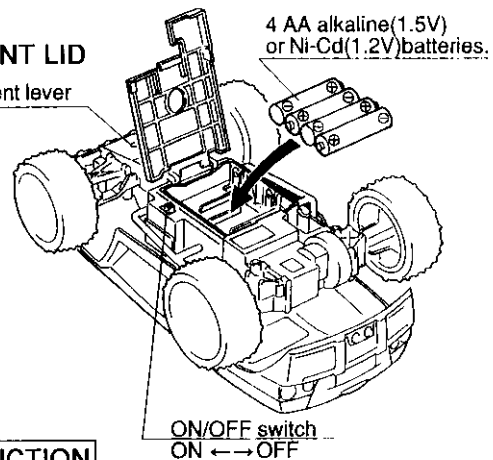
## CAUTION WHEN USING BATTERIES

- Install batteries making sure that the ⊕ and ⊖ poles of the batteries are positioned accurately.
- Make sure vehicle's on-off switch is turned OFF when installing batteries.
- Avoid combined use of new dry batteries and old ones.
- Avoid combined use of Ni-Cd batteries and dry batteries.
- Avoid combined use of charged Ni-Cd batteries and discharged Ni-Cd batteries.
- Remove all the batteries from the vehicle and the transmitter after playing.

## ■ VEHICLE TO OPEN THE BATTERY COMPARTMENT LID



Steering alignment lever



Let the battery compartment lid slide forward a little with a pressure on to the latch. Then, the battery compartment lid can be pulled and open.

### 3 MAJOR CAUSES OF VEHICLE MALFUNCTION

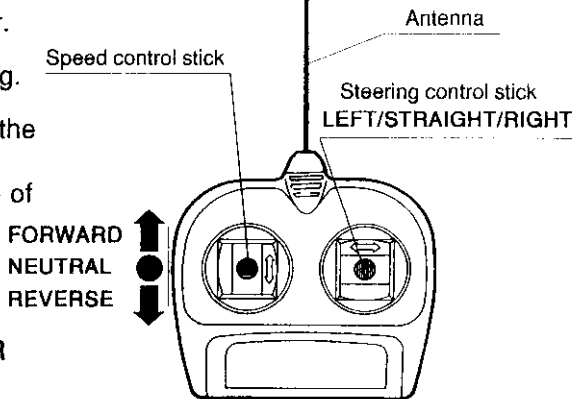
- \*WEAK BATTERIES
- \*INCORRECT BATTERY INSTALLATION
- \*INTERFERENCE

KEEP THE DISPLAY BOX AND THE MANUAL FOR FUTURE REFERENCE.

## 2 HOW TO OPERATE

- ① Turn ON the vehicle.
  - ② Operate the vehicle with transmitter.
  - ③ Turn OFF the vehicle after operating.
  - ④ Remove all the batteries both from the vehicle and the transmitter.
- \* Please follow the above sequence of operation.

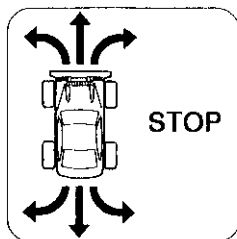
### TRANSMITTER



### ANTI-POWER LOSS TRANSMITTER (To prevent unnecessary power loss)

The transmitter power is automatically turned ON when the speed control stick is operated either to the forward running or reverse running positions. When the stick is returned to the neutral position, the transmitter power is turned OFF. When the transmitter power is turned OFF, the vehicle can be jammed by other transceiver radio waves and start to move abnormally.

### VEHICLE



\* Check to see that the batteries have been INSTALLED in the CORRECT position.

### IMPORTANT:

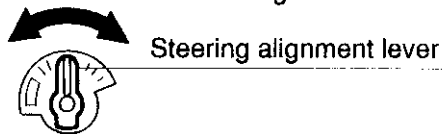
When speed control stick is in NEUTRAL, Steering Wheel WILL NOT produce any steering action.

### NOTE:

- You can control the vehicle at a longer distance by holding the transmitter higher with the antenna straight up.
- When the vehicle slows down or starts moving erratically, replace all the vehicle's batteries with fresh or fully charged ones.

### TO ADJUST STEERING ALIGNMENT

Adjust the steering alignment lever on the underside of the vehicle when the vehicle doesn't run straight forward.




### 3 OPERATING SAFETY RULES

Select a **SAFE** place to operate your vehicle. Do not drive in the street. Avoid driving on **SAND** or through puddles of **WATER**. These hazards can impair performance. Check the surface ahead of you and watch for obstacles.

The radio receiver in your vehicle and transmitter are sensitive instruments. Do not leave Vehicle or Transmitter near sources of **HEAT** or under **DIRECT SUNLIGHT** for long periods of time.

Avoid leaving Vehicle or Transmitter **OUTSIDE OVERNIGHT**. **NIGHT DAMPNESS IS HARMFUL TO INTERIOR MECHANISM.**



#### **Cleaning and maintenance:**

This toy vehicle needs periodic maintenance and cleaning.

#### **Warning to the parents:**

The charger for the Ni-Cd battery pack needs periodic inspection to see that the lead wires, plugs, outer case, and other parts are not damaged in any way. If any of the parts are damaged, do not use the charger until it is completely repaired.

#### **Caution:**

Keep out of reach of small children under 36 months old as there is danger of getting hurt.

**RADIO INTERFERENCE:** Sometimes erratic behavior or loss of control of vehicle is the result of interference caused by high tension wires, high voltage transformers, certain types of building, concrete walls or narrow places where **RADIO SIGNALS** sent from your transmitter **MAY BE SCATTERED** thus making it **DIFFICULT** for your vehicle to receive a **GOOD RADIO SIGNAL**. If you encounter this type of behavior or loss of control, **CHANGE TO A DIFFERENT LOCATION**.

You will encounter **INTERFERENCE** if **ANOTHER** radio controlled vehicle or **CB radio** is operating in the vicinity on your **SAME FREQUENCY**.

## English

### Cleaning and maintenance:

This toy vehicle needs periodic maintenance and cleaning.

### Warning to the parents

The charger for the Ni-Cd battery pack needs periodic inspection to see that the lead wires, plugs, outer case, and other parts are not damaged in any way. If any of the parts are damaged, do not use the charger until it is completely repaired.

### Caution

Keep out of reach of small children under 36 months old as there is danger of getting hurt.



**THE RBRC™ Seal on the nickel cadmium battery pack indicates that NikkoAmerica is voluntarily participating in an industry program to collect and recycle these batteries at the end of their useful life. The RBRC program provides a convenient alternative to disposing nickel-cadmium batteries into the trash or municipal waste stream, which is illegal in some areas.**

**Nikko America's payments to RBRC makes it easy for you to drop off the spent battery pack at local retailers who sell replacement nickel-cadmium batteries.**

**You may also contact your local recycling center for information on where to return the spent battery pack.**

**RBRC is a trademark of the Rechargeable Battery Recycling Corporation.**

### THE FCC WANTS YOU KNOW

This device complies with part 15 of the FCC Rules, Operation is subject to the following two conditions:

(1) This device may not cause harmful interference.

(2) This device must accept any interference received, including interference that may cause undesired operation.

Your R/C car might cause TV or radio interference even when it is operating properly.

To determine whether your R/C car is causing the interference, turn off your R/C car.

If the interference goes away, your R/C car is causing the interference.

Try to eliminate the interference by:

- Moving your R/C car away from the receiver.
- Contacting your local store for help.

If you cannot eliminate the interference, the FCC requires that you stop using your R/C car.

**\* CHANGES OR MODIFICATIONS NOT EXPRESSLY APPROVED BY THE MANUFACTURER FOR COMPLIANCE COULD VOID THE USER'S AUTHORITY TO OPERATE THE EQUIPMENT.**