



Ningbo Fancier Photographic Equipment Co.,Ltd.

Add.:No.1230 South Cihai Road,Luotuo Street,Zhenhai District,

Ningbo,Zhejiang,China 315202

Tel:86-574-55681615

E-mail:sales@weifengchina.com

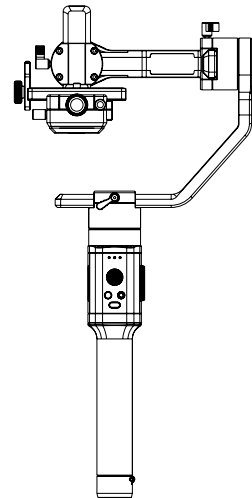
www.weifengchina.com

Made in China



Wi-710 User Guide

V1.0 2018.12







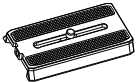



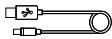

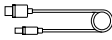
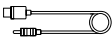
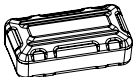

— www.weifengchina.com —

Contents

Packing List	02
Disclaimer and Warning	08
Stabilizer Introduction	10
Charging the Batteries	12
Installation	15
Balance Adjustment	18
Control Panel Introduction	21
Introducing Gimbal Control Modes	23
APP Download and Installation	24
APP Operations	30
Calibration and Firmware Upgrade	35
Product Specification	36
Warranty Card	38

Packing list

The product package comes with the following items. In case that any item is found missing, please contact Weifeng or your local selling agent.

	3-Axis Camera Stabilizer x1		Tripod x1
	18650 Li-ion Battery x4		18650*4 Li-ion Battery Charger x1
	Quick Release Plate x1		Shoulder Strap x1
	Heighten Plate x1		Accessories x1
	Type-c Cable x1		Canon Camera Control Cable x1
	Sony Camera Control Cable x1		Panasonic Camera Control Cable x1
	Storage Case x1		User Guide x1

Disclaimer and Warning

Thank you for using Weifeng Wi-710. The information contains herein affects your safety and your legal rights and responsibilities. Read this entire document carefully to ensure proper configuration before use. Failure to read and follow the instructions and warnings herein may result in serious injury to you or bystanders, or damage to your device or property.

Weifeng reserves the right of final explanation for this document and all relevant documents relating to Wi-710, and the right to make changes at any time without notice. Please visit www.weifengchina.com for the latest product information.

By using this product, you hereby signify that you have read this document carefully and that you understand and agree to abide by the terms and conditions herein.

You agree that you are solely responsible for your own conduct while using this product, and for any consequences thereof. You agree to use this product only for purpose that are proper and in accordance with all terms, precautions, practices, policies and guidelines Weifeng has made and may make available.

Weifeng accepts no liability for damage, injury or any legal responsibility incurred directly or indirectly from the use of this product. Users shall observe safe and lawful practices including, but not limited to, those set forth herein.

WF is the trademark of NINGBO WEIFENG IMAGE EQUIPMENT GROUP CO., LTD (hereinafter referred to as "Weifeng") and its subsidiaries. All product names or marks referred to hereunder are trademarks or registered trademarks of their respective holders.

Glossary

The following terms are used throughout the product literature to indicate various levels of potential harm when operating this product.

WARNING: Procedures, which if not properly followed, may incur property damage, grave accident, or serious injury.

CAUTION: Procedures, which if not properly followed, may incur property damage and serious injury.

NOTICE: Procedures, which if not properly followed, may incur property damage or minor injury.

WARNING

This is a sophisticated product. It must be operated with caution and common sense and requires some basic mechanical ability.

Please read the ENTIRE User Guide to become familiar with the features of this product before operating. Failure to operate the product correctly can result in damage to the product or personal property and cause serious injury. This product is not intended for use by children without direct adult supervision. DO NOT use with incompatible components or in any way otherwise as mentioned or instructed in the product documents provided by Weifeng. The safety guidelines herein contain instructions for safety operation and maintenance. It is essential to read and follow all of the instructions and warnings in the User Guide, prior to assembly, setup or use, in order to operate the product correctly and avoid damage or serious injury.

FCC Warning Statement

Changes or modifications not expressly approved by the party responsible for compliance could void the user's authority to operate the equipment.

This equipment has been tested and found to comply with the limits for a Class B digital device, pursuant to Part 15 of the FCC Rules. These limits are designed to provide reasonable protection against harmful interference in a residential installation. This equipment generates uses and can radiate radio frequency energy and, if not installed and used in accordance with the instructions, may cause harmful interference to radio communications. However, there is no guarantee that interference will not occur in a particular installation.

If this equipment does cause harmful interference to radio or television reception, which can be determined by turning the equipment off and on, the user is encouraged to try to correct the interference by one or more of the following measures:

- Reorient or relocate the receiving antenna.
- Increase the separation between the equipment and receiver.
- Connect the equipment into an outlet on a circuit different from that to which the receiver is connected.
- Consult the dealer or an experienced radio/TV technician for help.

Safety Operation Guidelines

CAUTION:

1. Wi-710 is a high-precision control device. Damage may be caused to Wi-710 if it is dropped or subject to external force, and this may result in malfunction.
2. Make sure the rotation of the gimbal axes is not blocked by external force when Wi-710 is turned on.
3. Wi-710 is not waterproof. Prevent contacts of any kind of liquid or cleaner with Wi-710. It is recommended to use soft dry cloth for cleaning.
4. Protect Wi-710 from dust and sand during use.

WARNING:

To avoid fire, serious injury, and property damage, observe the following safety guidelines when using, charging, or storing your batteries.

Battery Safety Guidelines

1. Prevent the product to come into contact with any kind of liquid. Do not leave the product in the rain or near a source of moisture. Do not drop the product into water. If the inside of the battery comes into contact of water, chemical decomposition may occur, potentially resulting in the battery catching on fire, and may even lead to explosion.
2. If the battery falls into water with the stabilizer during use, take it out immediately and put it in a safe and open area. Maintain a safe distance from the battery until it is completely dry. Never use the battery again, and dispose of the battery properly as described in the Battery Disposal section below.

Battery Safety Guidelines

3. If the product catches fire, use water, water spray, sand, fire blanket, dry powder, or carbon dioxide fire extinguisher immediately to put out the fire. Please exting the fire by applying the methods recommended above according to the actual situation.
4. Never use non-Weifeng batteries. If replacement or backup is needed, please purchase new batteries from weifeng's official website or authorized channels. Weifeng takes no responsibility for any damage caused by non-Weifeng batteries.
5. Never use or charge swollen, leaky, or damaged batteries. Never use or charge if the battery smells, or overheats (exceeding maximum temperature of 160°F/71°C). If your batteries are abnormal, contact Weifeng or a Weifeng authorized dealer for further assistance.
6. The battery should be used with the temperature range from -10°C to 50°C. Use of battery below -10°C can lead to serious battery damage.
7. Do not use the battery in strong electrostatic or electromagnetic environments. Otherwise, the battery protection board may malfunction.
8. Do not disassemble or use any sharp object to puncture the battery in any way. Otherwise, the battery may leak, catch fire or explode.
9. Do not mechanically strike, crush, or throw the product. Do not place heavy objects on the product.
10. Electrolytes inside the battery are highly corrosive. In case of accident contact of any electrolytes with your skin or eyes, rinse immediately with water for at least 15 minutes and seek medical advise as soon as possible.
11. Do not use the battery if it has been involved in a crash or heave impact.
12. Do not heat the product and never put the product in a microwave oven or in a pressurized container.
13. Do not place the battery cell on a conductive surface (such as a metal desk surface).
14. Prevent use of wires or other metal objects that could cause positive and negative short-circuit to the battery.

Battery Safety Guidelines

15. If the battery terminal is dirty, wipe it with a clean, dry cloth. Otherwise it will cause a bad battery connection, which may result in energy loss or charging failure.

Battery Charging

1. Do not attach the batteries to a wall outlet or car charger socket directly. Always use a Weifeng approved adapter for charging. Weifeng takes no responsibility if the battery is charged using a non-Weifeng charger.
2. Do not put the battery and charger near flammable materials or on flammable surfaces (such as carpet or wood). Never leave the battery unattached during charging to prevent any accident.
3. Do not charge the battery immediately after use, because the battery temperature may be too high. Do not charge the battery until it cools down to normal room temperature. Charging the battery with its temperature over 40°C or lower than -15°C may lead to leakage, overheating, or damage.
4. Examine the charger before use, make sure there is no damage to the enclosure, cord, plug, or other parts. Never use a damaged charger. Do not clean the charger with any liquid containing alcohol or other flammable solvents. Disconnect the charger when not in use.

Battery Storage

1. Keep batteries out of the reach of children and pets.
2. Do not leave the product near heat sources such as a furnace or heater, or inside of a vehicle on hot days. Never expose the product in any environment with temperature of over 60°C. The ideal storage temperature is 22°C-28°C.
3. Store batteries in a dry environment.
4. Do not leave the battery unused for too long after it has been completely discharged

Battery Storage

to prevent over-discharge of battery which may result in battery damage and permanent failure.

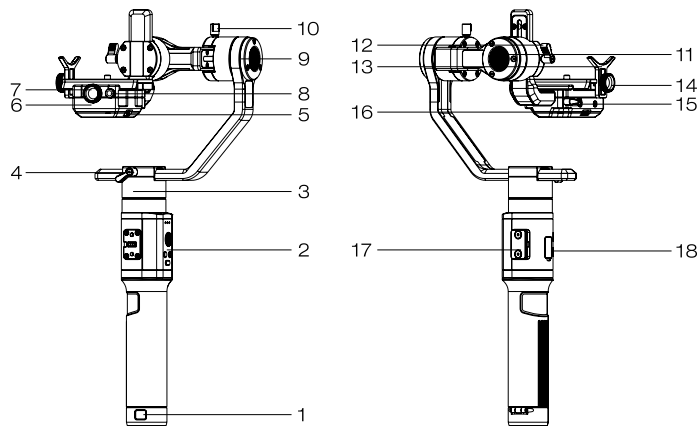
Battery Maintenance

1. Never use the battery when the temperature is too high or too low.
2. Do not store the battery in any environment with a temperature of over 60°C.

Battery Disposal

Dispose of the battery in specific recycling boxes only after a complete discharge. Do not put away the battery in regular trash containers. Strictly follow your local regulations regarding the disposal and recycling of batteries.

3-Axis Camera Stabilizer



1. Battery compartment button
2. Control Panel (see more on Page 13)
3. Pan Axis Motor
4. Pan Axis Thumb Screw
5. Camera Control Interface
6. Camera Platform
7. Mounting Plate Thumb Screw
8. Safety Lock
9. Roll Axis Motor

10. Roll Axis Thumb Screw
11. Tilt Axis Motor
12. Tilt Axis Thumb Screw
13. Lens Support
14. Thumb Screw
15. Plate Base Thumb Screw
16. Type-C Expansion Port
17. Expansion Port
18. Type-C Firmware Upgrade Port

Wi-710 Interface Description

Port	Output Voltage	Output Current	Function	Note
Type-C Firmware Upgrade port	\	\	The Type-C Firmware Upgrade port can only be used for firmware upgrade, and can neither be used for power input nor output	\
Type-C Expansion Port	8V	2A	The Type-C Expansion Port can be used for charging Follow Focus Motor and cameras like Canon 5D series (Accessories like Follow Focus will continue to be updated)	\
Camera Control Interface	5V	1A	1. The camera control interface is connectable to camera control cable (see more on page 15- Weifeng Camera Control Cable Description) 2. It can also be used as a USB charging port for Sony mirrorless cameras.	Canon, Nikon and Panasonic cameras do not support USB charging.