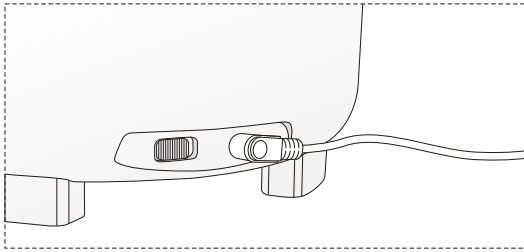


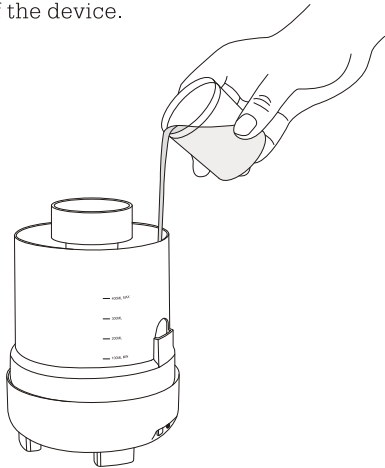
Operational Instruction

(1) To charge the unit connect the AC Adapter to the plug as shown below ⑧.



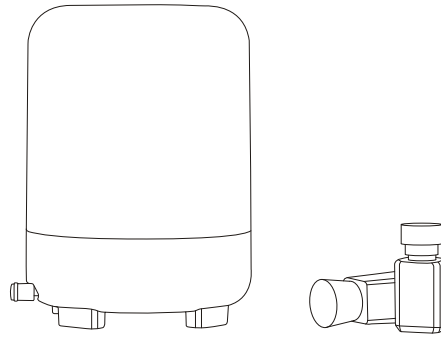
NOTE: When the product is not in use for extended periods of time turn the unit off and remove the power supply

(2) Remove the lid and pour water into the chamber found at the top of the device.



Important Note:

- The amount of water should be between 100ml and 400ml.
- You can add spice (such as essential oil) to the water.
- Replace the lid after you have filled the chamber with water and/or spice



(3) Switch the unit ON ⑦ to turn the unit on. The unit will announce "Aroma Bluetooth Mode". Open the Bluetooth settings on your Bluetooth device and search for the speaker in the device listing as "Aroma Speaker", select the device and choose CONNECT. The unit will announce, "Bluetooth Connect". Your unit is now ready to play audio from your device.

Volume Up: long press ⑤ ►►

Volume Down: long press ③ ◀◀

Last Song: short press ③ ◀◀

Next Song: short press ⑤ ►►


Play/Pause: short press ④ ►►

(4) Press the Aroma button ① to open Aromatherapy function. Pressing the unit continuously will choose 30, 60, 120, or 180 minutes countdown timer for the Aromatherapy Diffuser's operation.

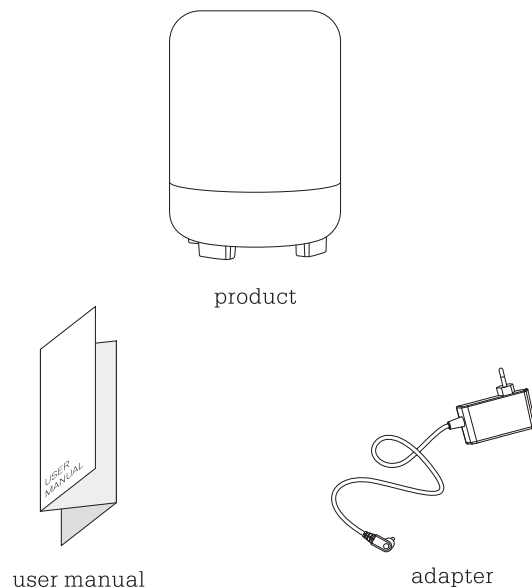
(5) **Light Setting:** Long Press ② to change colors or Short Press to change brightness.

SMART AROMA DIFFUSER BLUETOOTH LED LAMP SPEAKER

ALS-01



Packing List



Introduction

Smart Aromatherapy Diffuser with LED Lamp and Bluetooth Audio

Thank you for purchasing the Smart Aromatherapy Diffuser with LED Lamp and Bluetooth Audio. Everyone wants to enjoy and live a healthier life and with the Smart Aromatherapy Diffuser you can accomplish that goal. The 5-in-1 product includes an Aromatherapy Diffuser, Humidifier, Air Purifier, Ionizer, and multi-color LED Lamp. Enjoy listening to your favorite streaming Bluetooth audio while improving the quality of the air you breathe or set the mood for an evening at home.

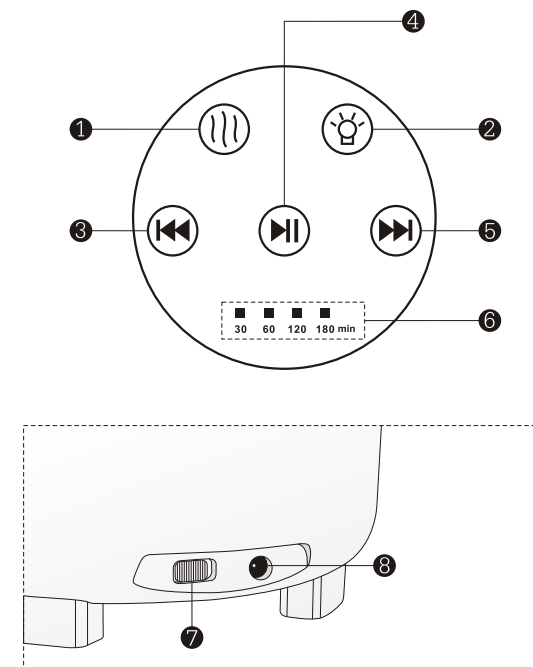
- 5 in 1 FUNCTIONS: Aromatherapy Diffuser, Humidifier, Air Purifier, Ionizer, Night Light
- Improved Ultrasonic Diffusing technology that breaks water and essential oils into extremely fine micro-particles without using heat.
- Large 400ml water capacity for increased operational time.

- Purify and improve air quality.
 - Ionizing function releases negative ions into the air which combat harmful positive ions
 - Helps Purify and Humidify the Air and improves the quality of the air we breathe. Can also be used as a non-aromatherapy humidifier providing moisture for Dry Cough, Sinus Irritation, and Dry Skin.
- Prior to use, please review the Operations Manual and check the detailed function and the operation of each function as found in the manual.

Specifications

Product Name: Smart aroma diffuser bluetooth led lamp speaker
Model No.: ALS-01
Product Net Weight: 586g
Product Dimension: 168x118mm
Enclosure Material: ABS+PP
Operation Method: Smart touch control plate
Max Water Capacity: 400mL
Aromatherapy Timing: 30min, 60min, 120min, 180min
Bluetooth Version: 2.1+EDR
Bluetooth Range: 10m
Speaker Type: 2.5" PP cone
Speaker Power: 5W
Lamp number: W*6+RGB*6
Power supply: AC 100-240V/DC 24V
IP rating: IP54

Function Diagrams



Button Functions

- ① Press to open Aromatherapy function and choose time as countdown
- ② Press to change brightness and color
- ③ play back/volume down/number down
- ④ play forward/volume up/number up
- ⑤ play/pause/pick up
- ⑥ **Indicator:** Aromatherapy timer indicator
- ⑦ **Switch:** Slide to active/sleep mode
- ⑧ **Charging Port:** Micro USB port for power input

NOTE: The touch screen area should be dry and dust free or the unit may be unresponsive to your touch.

FCC STATEMENT

1. This device complies with Part 15 of the FCC Rules. Operation is subject to the following two conditions:

(1) This device may not cause harmful interference.

(2) This device must accept any interference received, including interference that may cause undesired operation.

2. Changes or modifications not expressly approved by the party responsible for compliance could void the user's authority to operate the equipment.

NOTE: This equipment has been tested and found to comply with the limits for a Class B digital device, pursuant to Part 15 of the FCC Rules. These limits are designed to provide reasonable protection against harmful interference in a residential installation.

This equipment generates uses and can radiate radio frequency energy and, if not installed and used in accordance with the instructions, may cause harmful interference to radio communications. However, there is no guarantee that interference will not occur in a particular installation. If this equipment does cause harmful interference to radio or television reception, which can be determined by turning the equipment off and on, the user is encouraged to try to correct the interference by one or more of the following measures:

Reorient or relocate the receiving antenna.

Increase the separation between the equipment and receiver.

Connect the equipment into an outlet on a circuit different from that to which the receiver is connected.

Consult the dealer or an experienced radio/TV technician for help.

FCC Radiation Exposure Statement

This equipment complies with FCC radiation exposure limits set forth for an uncontrolled environment. This equipment should be installed and operated with minimum distance 20cm between the radiator & your body