


CE RED FCC REACH



PD-V5-N 360° 5.8GHz Microwave Motion Sensor

Application

- Intelligent switch
- Automatic light
- Intruder detect

Feature and advantage

- Low wireless power output
- Low power consumption
- Non-contact detection
- Easy to match with the external circuit
- High anti-jamming ability
Suit various harsh environment
- Low noise output

PD-V5-N 360° 5.8GHz Microwave Motion Sensor is a C-Band Bi-Static Doppler transceiver module. It adopts built-in Resonator Oscillator (CRO) amplified signal external circuit, it is convenient for the customers to develop various products.

This module is ideally suitable for occupancy sensor in automatic lighting switches. It can also be used for ceiling mount intruder detectors.

According with EN 300440、EN 62479


RED directive - 2014/53/EU

According with FCC Part 15.249

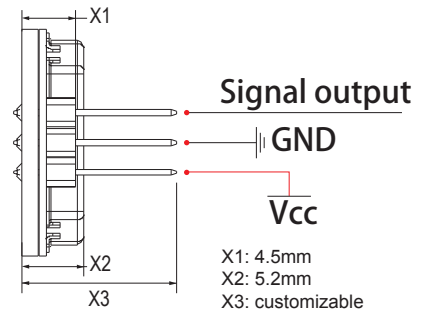
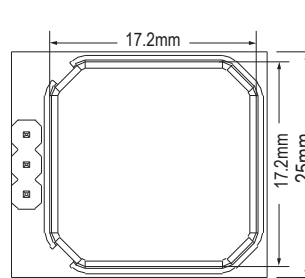
According with EN 62321, ROHS directive - 2011/65/EU

According with REACH directive - 1907/2006/EC

Detecting Pattern



Products size



Parameter	Notes	Min	Typ	Max	Units
Frequency Setting	1	5.750	5.80	5.850	GHz
Radiated Power (EIRP)	1	0.18	0.20	0.22	mW
Received Signal Strength	2	150	200	300	μVp-p
Supply Voltage		4.75	5.00	5.25	V
Current Consumption		18.5	19	19.5	mA
Operating Temperature		-30	25	105	°C

Note1: The radiated emissions is designed to meet FCC and CE rules.

Note2: The Received Signal Strength(RSS) is measured at the total 1 Ways path loss of 64dB.





■ High-frequency Microwave Sensor PD-V5-N instruction

This device complies with Part 15 of the FCC Rules. Operation is subject to the following two conditions: (1) this device may not cause harmful interference, and (2) this device must accept any interference received, including interference that may cause undesired operation.

This device has been tested and found to comply with the limits for a Class B digital device, pursuant to Part 15 of the FCC Rules. These limits are designed to provide reasonable protection against harmful interference in a residential installation. This device generates, uses and can radiate radio frequency energy and, if not installed and used in accordance with the instructions, may cause harmful interference to radio communications.

However, there is no guarantee that interference will not occur in a particular installation. If this device does cause harmful interference to radio or television reception, which can be determined by turning the device off and on, the user is encouraged to try to correct the interference by one or more of the following measures:

- Reorient or relocate the receiving antenna.
- Increase the separation between the device and receiver.
- Connect the device into an outlet on a circuit different from that to which the receiver is connected.
- Consult the dealer or an experienced radio/TV technician for help

Changes or modifications not expressly approved by the party responsible for compliance could void the user's authority to operate the equipment

Ningbo Pdlux Electronic Technology CO.,Ltd

Add: Room 1212, Building B, Ningbo Chamber of Commerce Building, 588 Tiantong South Road, Ningbo City, Zhejiang Province
Tel: 86-574-83008608(20 lines) Email: pdlux@pdlux.com Web: www.pdlux-solution.com www.pdlux.com

