

USER INSTRUCTIONS AND SAFETY

Congratulations on your purchase of an N-Com product.

N-Com **M1** was made using the most advanced technologies and the best materials. Long-running tests and thorough system development have allowed the highest audio quality to be achieved.

For additional information about **M1** visit the website www.n-com.it

Firmware Version: 1.0x

REFERENCE STANDARDS




The products of the N-Com line are in compliance with standards as per the table below:

M1	The Bluetooth system complies with the main safety requirements and other applicable provisions of Directive 99/5/CE, Directive 2009/65/EC, Directive 2011/65/CE, Directive 2012/19/EU
-----------	--

Battery charger	Directive 2006/95, 2004/108, 2009/65/EC, 2011/65/CE, 2012/19/EU, 2009/125/CE
------------------------	--

Battery	Directive 2006/66
----------------	-------------------

The Declarations of Compliance can be downloaded from the website www.n-com.it (Download section).

FCC ID: Y6MNCOM14	IC: 9455A-NCOM14	 Bluetooth [®]	 R-NZ	
-------------------	------------------	---	---	--

Bluetooth is a registered trademark property of Bluetooth SIG, Inc.

Contents

1. WARNINGS AND SAFETY	5
1.1.Road safety	5
1.2.Switching on the system in safe environments	5
1.3.Interferences.....	5
1.4.Appropriate use	5
1.5.Qualified personnel.....	6
1.6.Accessories and batteries.....	6
1.7. Disposal	6
2. CONTENT OF THE PACKAGING	7
3. INSTALLATION.....	8
3.1.Positioning the microphone.....	8
3.2.Installing the system.....	9
3.3.Installing the adhesive keypad.....	11
3.4.Positioning the speakers.....	11
3.5.Removing the system.....	12
4. FUNCTION KEYS.....	12
5. BASIC FUNCTIONS.....	13
5.1.N-Com Wizard and N-Com App.....	13
6. PAIRING UP BLUETOOTH DEVICES	14
6.1.Affiliation reset function	14
7. MOBILE PHONE FUNCTIONS.....	15
8. GPS SATELLITE NAVIGATOR FUNCTIONS.....	15
9. BLUETOOTH A2DP MUSIC PLAYER	16
10. AUDIO DEVICES WITH CABLE CONNECTION	16
11. RIDER-PASSENGER INTERCOM MODE.....	17
11.1.Intercom affiliation.....	17
11.2.Intercom function.....	17
12. EMERGENCY STOP SIGNAL (ESS).....	18
13. BATTERY.....	19
13.1.Battery discharged signal.....	19
13.2.Recharging the system.....	19
14. SUMMARY TABLE OF CONTROLS	20
15. LIMITED WARRANTY	21
15.1.Warranty coverage.....	21
15.2.Exclusions and limitations of the coverage	21
15.3.Validity of this limited warranty.....	21
15.4.Procedure for the forwarding of claims	22
15.5.Product identification	22
16. WARRANTY REGISTRATION FORM.....	23

1. WARNINGS AND SAFETY

Read this User Manual carefully, as well as the simple rules listed below. Failure to comply with these rules may lead to dangerous situations.

Caution: The product cannot be used in official or non-official competitions, motordromes, circuits, racing tracks and the like.

Caution: Installation of the N-Com M1 system results in a weight increase of approximately 100 g, which is added to the weight of the helmet and of the other accessories.

Warning: The electronic components of the N-Com system mounted inside the helmet are not waterproof. Consequently, make sure the inside of the helmet, including the comfort padding, does not get wet in order to avoid damage to the system. If it does, remove the N-Com system and the helmet comfort padding and let it air dry. Disconnect the battery connector and let it dry as well.

1.1. Road safety

Always obey all Traffic Regulations in force. While riding the motorcycle, your hands should always be engaged in actually riding the vehicle. Any operation to the N-Com system must be carried out with the vehicle stopped.

Specifically:

- Set your cell phone on automatic answer (see the cell phone instructions to do this).
- If your cell phone is not equipped with this function, first stop your vehicle in a safe area, in compliance with Traffic Regulations and then answer the call.
- Do not make any calls while riding. Stop your vehicle in a safe place in compliance with Traffic Regulations, and then make the call.
- Adjust the volume so that it does not cause a disturbance or distraction while riding and at the same time allows you to distinctively hear background noises.
- Do not operate your cell phone or other devices connected to N-Com while riding your motorcycle.
- In all cases, obey the Traffic Regulations and remember that riding the motorcycle has absolute priority over any other maneuver.
- The M1 system is equipped with an emergency brake light (ESS – Emergency Stop Signal). The ESS system IS NOT intended to replace the stop or brake lights fitted on the motorcycle, consequently its operation alone is not enough for proper brake signaling.
- Make sure that the use of the emergency brake light (ESS – Emergency Stop Signal) is not in conflict with the regulations in force in the country where you will be travelling.

1.2. Switching on the system in safe environments

- When using the N-Com system, comply with all limitations and instructions related to the use of cell phones.
- Do not turn on your cell phone or the N-Com system whenever their use is forbidden or when the devices can cause interference or dangerous situations.
- Turn off while refueling. Do not use the N-Com system in filling stations. Do not use the device near combustible materials or chemical products.
- Turn off in proximity to explosive materials.

1.3. Interferences

All phones and devices with wireless signal transmission are subject to interferences that may affect the performance of the device connected to them. These interferences are not ascribable to a defect of the N-Com system.

1.4. Appropriate use

Use the device only in the normal position, as described in the product documentation. Do not attempt to disassemble, tamper with or modify any part of the N-Com system.

Caution: Adjust the volume of the N-Com system (where provided) and of the audio sources connected to it before you use the system on the road.

Caution: Adjusting the volume to very high levels may cause damage to your hearing.

Caution: Adjust the volume of the N-Com system (where provided) and of the audio sources connected to it so as to avoid audio reproduction at high volumes. Constant exposure to high audio volumes may damage your hearing.

Caution: An incorrect installation of the system in the helmet may alter the aerodynamic and safety characteristics of the helmet itself, thus creating dangerous conditions. Install the N-Com system according to the instructions provided in the product documentation. In case of doubt, please contact your local N-Com dealer.

Warning: Listening to other equipment should not interfere with driving the vehicle, which must be the top priority at all times. Carry out all operations on the electronic equipment and on the N-Com system with the vehicle stopped, in compliance with Traffic Regulations.

1.5. Qualified personnel

- Only qualified personnel can carry out technical assistance on this product. In case of any malfunction, always turn to your local dealer.
- The helmet is a safety device. Tampering with it and/or with the electronic system inside the helmet, in addition to invalidating the product warranty, can also lead to dangerous situations.

1.6. Accessories and batteries

- Only use the type of batteries, battery chargers and accessories approved by Nolan for the specific model.
- The use of a battery type different from the recommended one may lead to dangerous situations and invalidate the warranty.
- Contact your local dealer to see about the availability of approved accessories.
- When disconnecting the power supply cable of any accessory or of the battery charger, always grab and pull the plug not the cable.
- Do not use batteries for purposes other than the prescribed ones.
- Never use batteries or battery chargers that turn out to be damaged.
- Do not short-circuit the battery.
- Keep the battery at a temperature between **0° / +32°C (charging); -20° / +55°C (in use)**.
- Danger of fire or explosion: do not throw the batteries into a fire nor expose them to high temperatures!
- Do not throw out batteries together with household refuse. The batteries should be disposed of in compliance with local regulations.
- Do not wear the helmet while the battery is recharging.
- The helmet should never be left within the reach of unsupervised children in order to prevent damage to their health caused by access to the batteries.

M1 system battery	LP513434	Litio 3,7V – 1000 mAh
Battery charger	S-TR-009L	100/240V – 50/60 Hz 5V - 0.5 A

1.7. Disposal


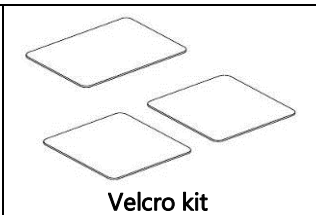
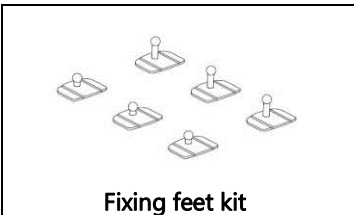



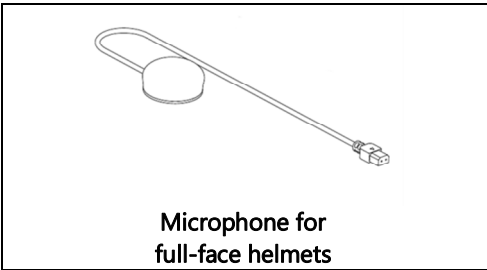
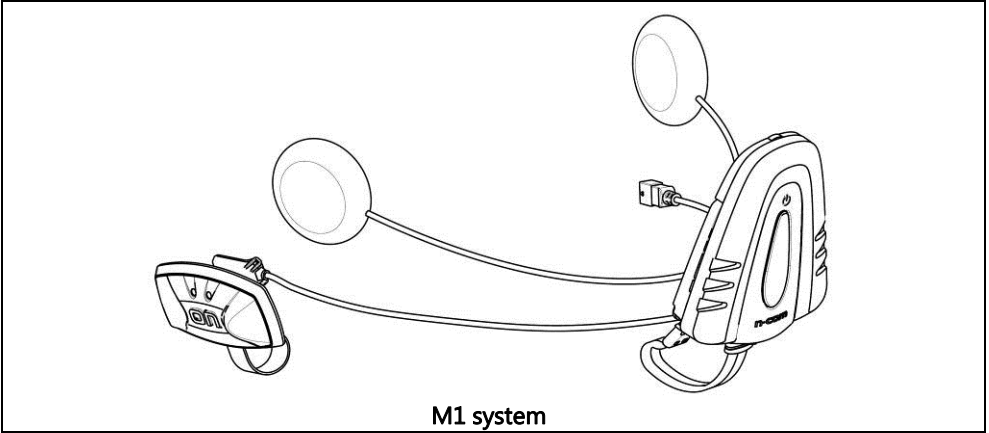
Refer to this user manual and to manuals related to other parts of the N-Com system in order to disassemble the system from the helmet. Once the system has been disassembled, dispose of it according to the following instructions:



- The presence of a crossed-out wheellie bin indicates that in the European Union the product is subject to separate collection at the end of its useful life.
- Do not dispose of these products together with undifferentiated urban waste.
- The proper disposal of obsolete equipment contributes to preventing possible negative consequences on people's health and on the environment.
- For more detailed information on the disposal of obsolete equipment, contact your municipality, a waste disposal service or the store where the product was purchased.

2. CONTENT OF THE PACKAGING

The N-Com **M1** package contains:



3. INSTALLATION

3.1. Positioning the microphone

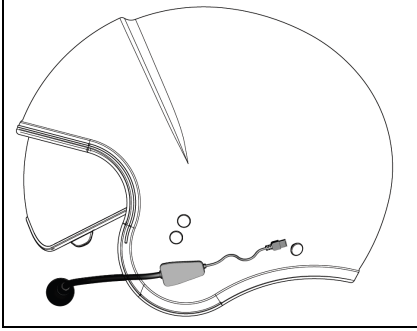


Fig. 1

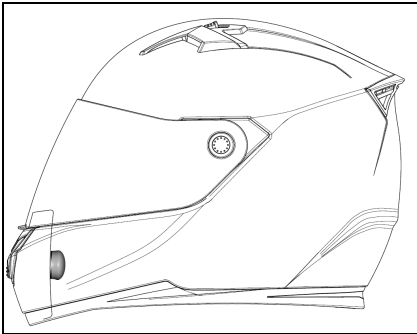


Fig. 2

Flexible boom microphone – recommended

- Position the swivel part of the microphone with the Velcro/adhesive part between helmet shell and the padding, so that the microphone is properly positioned in front of your mouth.

Caution: make sure that the side of the microphone support with the writing "N-Com" is facing inward.

Wire microphone

- In case it is not possible to use the swivel microphone, install a wire microphone.
- Use the Velcro/adhesive to secure the microphone inside the helmet, so that it is in front of your mouth.

N.B.: This type of microphone is more recommended for full-face helmets.

3.2. Installing the system

The M1 system must be positioned in the back of the helmet, using the adhesive feet supplied as standard equipment.

- Thoroughly clean the surface of the helmet where the feet will be applied;
- Make sure the safety block is properly listed, as shown in Fig. 3. If the safety block is closed, lift it as explained in the chapter entitled "Removal";
- Insert the fixing feet in the device (Fig. 4);
- Make sure the system is properly positioned on the helmet shell.

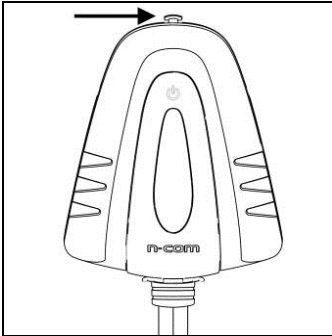


Fig. 3

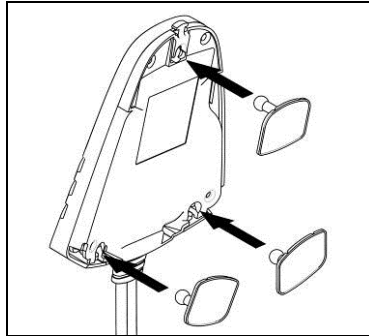
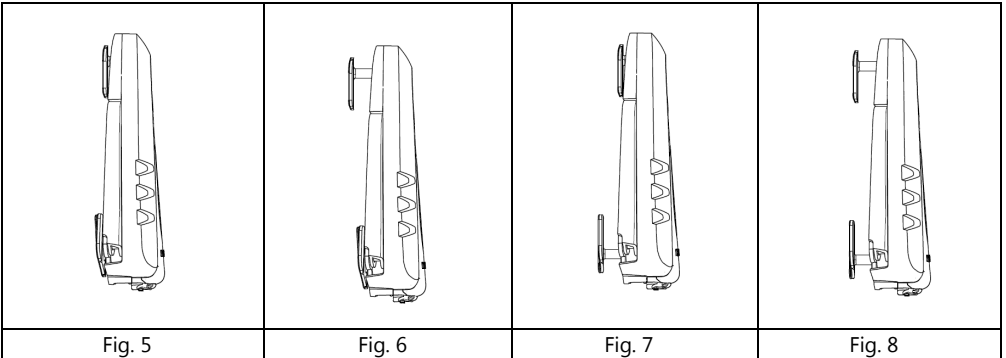


Fig. 4

If necessary, depending on the different types of helmets, replace one or more thin feet with thicker ones, until you find the combination that allows the e-box to properly stick to the helmet (Fig. 5-8).



Important: Should you wish to use the emergency brake light (see Chapter 12), you need to position the M1 system so that it is vertical or with an inclination of $\pm 30^\circ$ with respect to the vertical axis while you are riding, so as to allow the triaxial accelerometer to properly measure the motorcycle deceleration. Based on the type of helmet used and the riding style, choose the combination of feet (thick-thin) that allows proper positioning.

Important: When positioning the e-box on the helmet, the wiring connector must not stick out from the edge of the helmet or be twisted (fig. 9 and 10).

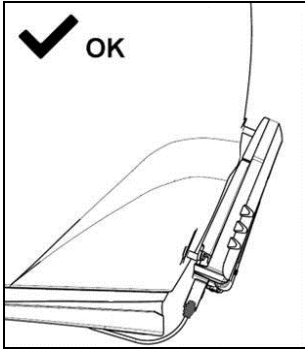


Fig. 9

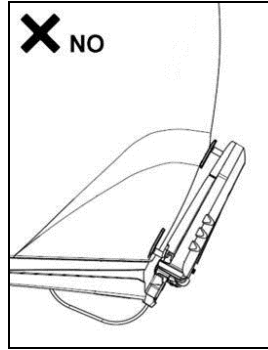


Fig. 10

- Remove the protective film from the feet and apply the system to the helmet (Fig. 11-13);
- Close the safety block by pressing it downward, as shown in Fig. 12;

Important: If the position is less than perfect, remove the foot from the helmet immediately and try again. See the following chapter for instructions on how to remove the system.

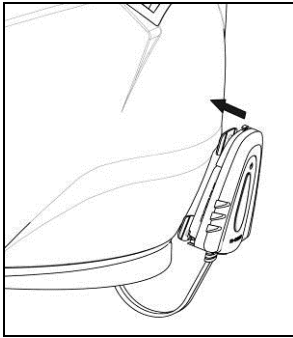


Fig. 11

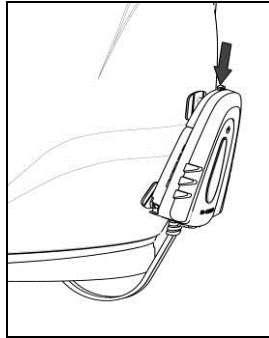


Fig. 12

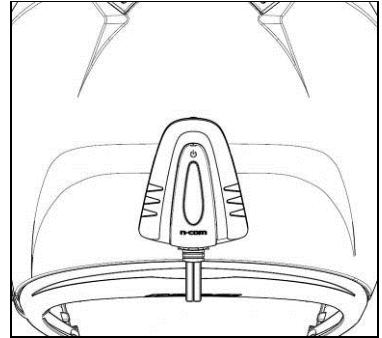


Fig. 13

NB: It will take up to 24 hours for the adhesive to stick completely. During this time, do not expose the helmet to atmospheric agents. During the first 12 hours, do not remove the system from the feet.

Caution: Once the adhesive is applied, it cannot be reused in a different position and will have to be replaced once removed.

3.3. Installing the adhesive keypad

- Thoroughly clean the helmet surface to which the keypad will be applied;
- For better grip to the helmet, if necessary, apply the “M1 wiring bi-adhesive” supplied as standard equipment to the back of the keypad flex cable. Fig. 14
- Remove the protective film on the keypad and apply it to the helmet.
- Remove the protective film of the “M1 wiring bi-adhesive” and make it stick to the shell.

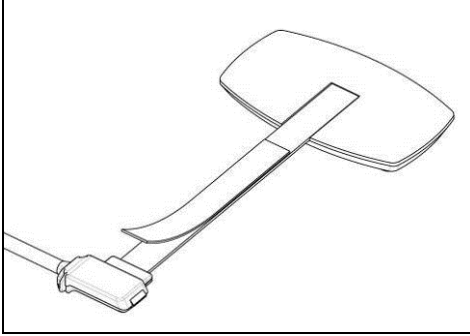


Fig. 14

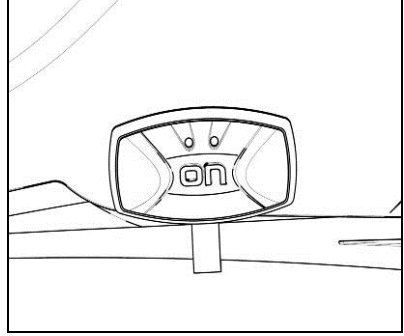


Fig. 15

Important: If the position is less than perfect, remove the foot from the helmet immediately and try again.

NB: It will take up to 24 hours for the adhesive to stick completely. During this time, do not expose the helmet to atmospheric agents.

Caution: Once the adhesive is applied, it cannot be reused in a different position and will have to be replaced once removed.

3.4. Positioning the speakers



Fig. 16

- Remove the protective film from the Velcro of the speakers;
- Position the speakers near your ears, so that they stick perfectly to the helmet.

N.B.: If possible, position the speakers underneath the comfort padding of the helmet.

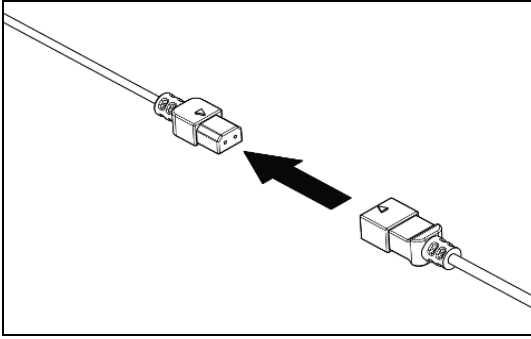


Fig. 17

- Connect the microphone cable to its counterpart located on the speakers wiring.

3.5. Removing the system

- Lift the safety block of upper foot using a flat head screwdriver (or a similar tool), as indicated in Fig. 18.
- Release the M1 system from the fixing feet (Fig. 19);
- Remove the feet from the helmet.

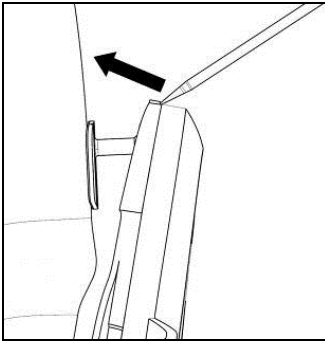


Fig. 18

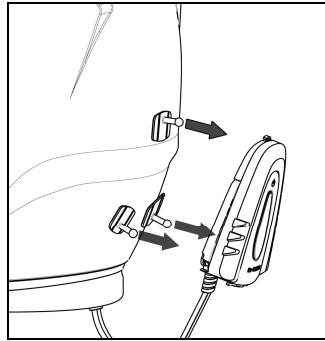
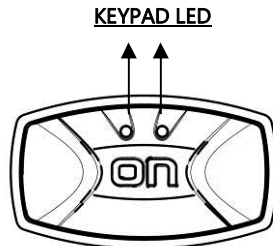
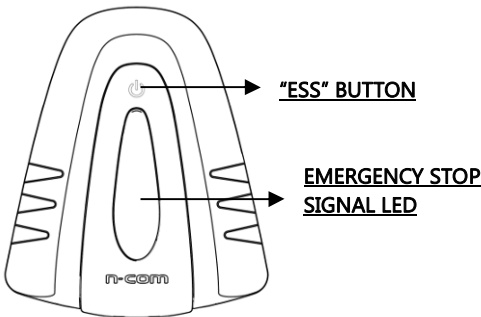


Fig. 19

4. FUNCTION KEYS



5. BASIC FUNCTIONS

System ON	Press "on" and keep it pressed for about 3 seconds, until the LEDs turn on and you hear a beep in the headset.
System OFF	Press "on" and keep it pressed for about 4 seconds, until the LEDs turn off and you hear a beep in the headset.
Increase Volume	Briefly press "+" to increase the volume. A double tone signals the highest volume level.
Decrease Volume	Briefly press "-" to decrease the volume. A double tone signals the lowest volume level.

5.1. N-Com Wizard and N-Com App



"N-Com Wizard" is the PC application that can be used to manage and configure the M1 system.

The program can be downloaded from the Internet site www.n-com.it, in the "Download" section. In order to use it, a helmet equipped with M1 must be connected to the PC, using the USB cable supplied with the system.

The functions that can also be managed from the N-Com Wizard are listed here below with the specific icon.



The N-Com system is preset to be hooked up to the "N-Com App", the application compatible with Android that can be used to configure and operate the N-Com system directly from a Smartphone.

With the N-Com App, you can carry out most of the functions included in the N-Com Wizard program or, alternatively, it can be used as a wireless Bluetooth keypad.

The N-Com APP can be downloaded free of charge from Google Play.

For additional details, please visit the website www.n-com.it

The functions that can also be managed from the N-Com Wizard are listed here below with the specific icon.

6. PAIRING UP BLUETOOTH DEVICES

In order for the **M1** system to be connected to another Bluetooth device, the latter needs to be first paired up with the N-Com system.

The pairing up procedure is the same for all Bluetooth devices: mobile phones, MP3 Bluetooth players, satellite navigators, etc.

1. Make sure the **M1** is turned off;
2. Press "**on**" and keep it pressed (for more than 4 seconds), until the keypad LEDs start to flash quickly and you hear a sharp beep in the headset, indicating the "Pair-up mode";
3. On the Bluetooth device, turn on the search for Bluetooth devices (refer to the instructions manual of your device for the proper pairing up procedure, as it varies depending on the brand and model of the device);
4. After a few seconds, the device will display the name "N-Com M1 v.X.XX", followed by the manufacturer's identification data;
5. Select the N-Com device. If a password is requested, enter **0000** (four zeros);
6. **M1** will confirm the pairing up by means of a tone in the headset, and the keypad LEDs will stop flashing;
7. Turn off and on both the device and the **M1** to store the pairing up data.

Note: The affiliation is stored in the helmet and in the cell phone and it is not lost when the two devices are turned off. As a result it needs to be carried out only once.

Note: If a Bluetooth device (mobile phone or GPS) equipped with music player with Bluetooth A2DP player has already been paired up, the pairing up DOES NOT have to be repeated as the A2DP protocol has already been stored in the **M1**.

Once the Bluetooth device has been paired up, connection is automatic when the system is turned on.

6.1. Affiliation reset function

You can remove all affiliated devices from the system memory. This operation is not reversible; right after resetting, you will have to repeat the affiliation procedure for the cell phone (or for other compatible Bluetooth devices).

To erase all devices previously affiliated, proceed as follows:

- Press "**on**" and keep it pressed (for more than 4 seconds), until the keypad LEDs start to flash quickly and you hear a sharp beep in the headset, indicating the "Pair-up mode";
- Press "**+**" and "**-**" at the same time for 4 seconds, and release them when you hear a beep. The N-Com will emit a special acoustic signal to confirm and will then turn itself off.



This function can also be turned on through PC using the "N-Com Wizard" programme.

7. MOBILE PHONE FUNCTIONS

Answering a phone call	Briefly press any key when you hear the incoming call signal
Hanging up/rejecting a phone call	Press "on" and keep it pressed for about 2 seconds (until you hear the acoustic signal)
Voice call (if equipped)	Press "on" and keep it pressed for about 2 seconds (until you hear the acoustic signal)
Redial last number	Briefly press "+" and "-" at the same time
Transferring a call from helmet to mobile phone	To transfer an ongoing call from the helmet to the mobile phone, press both "+" and "-" at the same time and keep them pressed for 4 seconds

Conference call function

M1 allows a conference call with Rider and Pillion Passenger.

When a call comes in on a mobile phone connected via Bluetooth to **M1**, the Rider-Pillion Passenger intercom is temporarily turned off. However, if you wish to share the phone call with the other helmet, simply turn on the intercom manually during the phone call (by briefly pressing "on").

Caution: this function is available only if the Pillion Passenger helmet is also equipped with a N-Com system provided with the same function.

8. GPS SATELLITE NAVIGATOR FUNCTIONS

M1 is compatible with the most common satellite navigators for motorcycles.

By connecting the N-Com system to the GPS, all instructions will be transferred to the helmet.

Every time the navigator communicates instructions, the intercom via Bluetooth with the Pillion Passenger is cut off and automatically restored at the end of the communication.

Note: If the navigator is pre-set for connection to a Bluetooth mobile phone, you will be able to receive the phone call audio directly in the helmet through the GPS. In this case, you can answer the call directly from the navigator.

GPS Conference Call Function

The Conference function allows you to keep the "Rider-Pillion Passenger" intercom open even while the satellite navigator is giving instructions, thus preventing the intercom mode to be turned off every time the navigator gives instructions. However, if you wish to activate the Conference GPS function, simply turn on the intercom manually during the GPS directions (by briefly pressing "on").

Caution: this function is available only if the Pillion Passenger helmet is also equipped with a N-Com system provided with the same function.

At the end of the GPS communication, the intercom with the second helmet stays open and the "Conference" setting is stored for future GPS communications.

9. BLUETOOTH A2DP MUSIC PLAYER

You can listen to high quality music by connecting **M1** to a device equipped with Bluetooth A2DP (Advanced Audio Distribution Profile) protocol.

The **M1** system is also equipped with Bluetooth AVRCP (Audio Video Remote Control Profile) protocol, which allows you to stop and resume music reproduction directly from the helmet (with devices equipped with AVRCP).

Connection to A2DP music player	The connection is automatic when you turn on the system. <u>Wait a few seconds for the connection.</u>
Play music (Play)	Press the "+" button and keep it pressed for 2 seconds.
Pause function (Pause)	When the player is connected and playing music, press "+" for 2 seconds.
Next track (Skip)	When the player is playing music, press "+" for 4 about seconds.
Stop playing music (Stop)	Press "-" for 2 seconds.

Note: The Bluetooth intercom does not work while listening to an A2DP audio source or an un Mp3 player connected via cable.

10. AUDIO DEVICES WITH CABLE CONNECTION

N-Com M1 allows connection via cable (sold separately) to audio sources equipped with the 3.5mm output generally used by these devices for the headsets.

To listen to the audio source, connect the cable to the helmet using the mini-USB port, then start playing the audio file on the device, then activate the audio peripheral device using the specific key.

You can turn on or off listening in the helmet by pressing the "-" and "on" key at the same time.

N.B. : You cannot stay connected in intercom mode with the pillion passenger while using the audio source via cable.

11. RIDER-PASSENGER INTERCOM MODE

In order to use **M1** in wireless intercom mode, both helmets have to be equipped with a N-Com Bluetooth system.

In order for two N-Com systems to communicate with one another, they have to be paired up first.

11.1. Intercom affiliation

1. Make sure both N-Com Bluetooth systems are turned off;
2. Set both N-Com Bluetooth systems in Pairing up mode by pressing "**on**" (for more than 4 seconds), until the keypad LEDS start to flash quickly;
3. On either one of the two helmets, press "**on**" briefly;
4. After a few seconds, the helmets "recognize" each another, a beep is emitted to signal the pair up was successful and intercom communication is activated;
5. Turn off both N-Com Bluetooth systems and turn them back on to store the pair up data.

11.2. Intercom function

To activate the intercom connection, turn on the two N-Com systems and **briefly** press "**on**" on one of the helmets.

Intercom activation	With M1 turned on, briefly press " on ".
Intercom deactivation	With M1 turned on, briefly press " on ".

12. EMERGENCY STOP SIGNAL (ESS)

The M1 system is equipped with a LED system to assist emergency braking. In case of sudden braking, the LEDs on the M1 flash for a few seconds.

Switching on the emergency stop signal	Briefly press the ESS key. The ESS key starts to flash to confirm that the signal has been switched on.
Switching off the emergency stop signal	Briefly press the ESS key. The ESS key will flash 4 times to conform that the signal has been switched off.

The sensitivity of the stop signal can be adjusted in 3 different levels:

- Low: the stop signal turns on during sudden braking only
- Medium
- High: the stop signal turns on during slight braking as well

The ESS system is pre-set on HIGH.

To change levels, proceed as follows:

- put the system in the **Setting mode** (starting with the M1 system turned on, press the ESS key and keep it pressed for more than 6 seconds, until the braking LEDs start to flash quickly);
- **SETTING THE LOW LEVEL:** press the ESS key and keep it pressed until the braking LEDs flash once. Release the key to confirm your choice.
- **SETTING THE MEDIUM LEVEL:** press the ESS key and keep it pressed until the braking LEDs flash twice. Release the key to confirm your choice.
- **SETTING THE HIGH LEVEL:** press the ESS key and keep it pressed until the braking LEDs flash three times. Release the key to confirm your choice.

The switch from one level to the other occurs according to the following sequence:



If there is no helmet movement for more than 60 seconds, the Emergency Stop Signal will go into "stand by" mode, indicated by a long flashing of the LEDs. As soon as movement is detected, the Emergency Stop Signal will switch on again, confirmed by the LEDs flashing twice.

N.B.: We recommend turning off the Emergency Stop Signal on the Rider's helmet in case a Pillion Passenger is riding on the back.

13. BATTERY

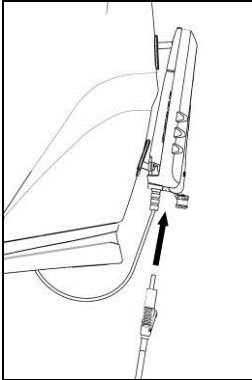
Before using the N-Com device for the first time, recharge the battery completely for at least 10 hours. To obtain best performances from the battery, it is recommended to completely recharge the battery the first few times. Afterwards, you can recharge the battery for shorter periods. Whenever possible, it is best to recharge the battery completely.

13.1. Battery discharged signal

While the system is operating, it indicates when the battery has about 1 hour of charge left. The system LEDs start to flash to indicate the "RESERVE" status. This warning is repeated every 10 minutes.

When the battery operates in "Reserve", the system automatically turns itself off in case no button is pressed for 30 minutes. The shutting off is signaled by a series of beeps in the helmet. This function makes it possible to always have a small reserve of energy to use it again in case you forget to turn off your helmet.

13.2. Recharging the system



To recharge the **M1** system, connect the USB cable to a battery charger or to a powered USB port. Charging occurs as follows:

Fig. 20

M1 system turned off	When you connect the M1 system to the battery charger, the blue LED on the keypad begins to flash. When the battery is fully charged, the blue LED stops flashing and stays on.
M1 system turned on	When you connect the M1 system to the battery charger, the red LED on the keypad begins to flash. When the battery is fully charged, the red LED on the keypad turns off.

N.B.: If the device has not been charged for a long time (a few months), it may not be possible to turn on the system during the first few minutes of the charging, as the voltage may drop below the minimum limit.

14. SUMMARY TABLE OF CONTROLS

Button		on	+	-	+ -	ESS
Basic Functions	Turning on	X (3s)				
	Turning off	X (4s)				
	Increase Volume		X			
	Decrease Volume			X		
	Activate / Deactivate audio via cable*	X		X		
	Activate intercom	X				
	Deactivate intercom	X				
	Turning on ESS					X
	Turning off ESS					X
	Turning on/off the Emergency Stop Signal					X
Bluetooth device	Answer phone call	X	X	X		
	Voice call	X (2s)				
	Hang up/reject a phone call	X (2s)				
	Redial last number				X	
	Mobile phone connection	X (2s)				
	Mobile phone disconnection				X (4s)	
	Call transfer				X (4s)	
	Activate Conference Mode	X				
Mp3 player	Disconnect A2PD device			X (2s)		
	Play music (Play)		X (2s)			
	Pause Function (Pause)		X (2s)			
	Next track (Forward)		X (4s)			
Setting	Pairing up mode - system turned off	X (4s)				
	Rider-Passenger intercom pair up**	X				
	Erase pair ups**				X (4s)	

*Briefly press at the same time.

**With N-Com system in Pairing up Mode.

15. LIMITED WARRANTY

With this LIMITED WARRANTY CERTIFICATE, Nolangroup warrants this Product to be free from defects in material and workmanship at the time of its original purchase by the buyer. We invite you to:

- Read the cautions pertaining to safety and proper use.
- Read the warranty terms and conditions.
- **Keep the originals sales receipt.** This must be shown in case of repairs covered by warranty. In these cases, the product has to be taken back to the dealer where it was purchased.

15.1. Warranty coverage

If any defect covered by this limited warranty certificate is discovered within 2 (two) years from the purchase date shown on the tax receipt, Nolangroup shall repair or replace the defective product through its distribution network after having verified the defect. Nolangroup shall supply all the material and labor that is reasonably required to remedy the defect, except in those cases where the damage is caused by one of the items listed in the following paragraph "Exclusions and limitations of the Coverage".

15.2. Exclusions and limitations of the coverage

This warranty only covers defects in materials and manufacturing. Nolangroup shall not be considered responsible for product defects that can be attributed, either partially or in full, to any other cause, including but not limited to:

- Defects or damages resulting from using the Product in conditions that differ from the usual ones.
- Damages caused by improper use not conforming with normal operation in accordance with the product operating and maintenance instructions provided by Nolangroup.
- Negligence and normal wear of internal and external parts.
- Any damage caused by an accident;
- Any change or modification made to the helmet or to the N-Com system by the user or by third parties.
- Color changes or damages caused by exposure to harmful chemical products.
- The use of incompatible accessories that are not part of the N-Com product range.
- Moreover, the warranty does not cover product defects caused by fortuitous events, modifications or adjustments, causes of *force majeure* or damages deriving from the product coming in contact with liquids.
- The internal helmet components are not and cannot be waterproof. Consequently, any improper exposure to rain, humidity, food spillages or other liquids can result in damages to the N-Com electronic devices, damages for which Nolangroup shall not be responsible.
- This warranty does not include those parts subject to wear and tear such as, for example, the rechargeable battery and the cables used for connection between the various N-Com systems or between the N-Com systems and other devices.
- Since Nolangroup does not supply the system on which the cell phones work, it shall not be responsible for the operation, availability, coverage, services or range pertaining to the aforementioned system.
- Whenever the product is used in conjunction with accessories or equipment not supplied by Nolangroup, Nolangroup shall not guarantee proper operation of the product/device combination, nor will it accept requests for repairs or replacements under warranty in case the product is used in such a way.

Nolangroup shall not be responsible in case the product presents limited capabilities due to the operating mode of cell phones or of other accessories or equipment not supplied by Nolangroup.

Tampering with the internal electronic card or with other parts of the N-Com system shall invalidate the warranty.

Moreover, the defects covered by this warranty do not include all those specific and subjective situations that may come up during the active use of the helmet such as, for example, comfort problems while riding or aerodynamic noises.

Nolangroup shall not be held responsible in any case for incidental or consequential damages (including, without any limitation whatsoever, damages to one or more persons) resulting from non-fulfillment of the obligations arising from this warranty as it pertains to Nolangroup products.

15.3. Validity of this limited warranty

This warranty is valid only if the enclosed warranty form is duly and completely filled out with the following information:

- Product identification code
- Name and stamp of the authorized dealer.
- Product purchase date.
- Buyer's name and address.

Nolangroup reserves itself the right to not carry out repairs under warranty if the aforementioned information is removed or modified after the original purchase of the product from the dealer.

15.4. Procedure for the forwarding of claims

To forward a claim covered by this warranty, the buyer has to directly notify the dealer where the helmet was purchased with regards to the defect, presenting at the same time the defective product, a copy of the sales receipt and the Warranty registration form, duly filled out as instructed above.

PRIOR TO CONTACTING THE DEALER, WE RECOMMEND THAT YOU READ CAREFULLY THE USER MANUAL ENCLOSED WITH THE PRODUCT.

AFTER 2 (TWO) YEARS FROM THE DATE OF PURCHASE, THIS LIMITED WARRANTY IS VOID FOR ALL EFFECTS AND PURPOSES.

Repairs or maintenance under warranty do not extend the period of the warranty itself. Therefore, in case the product or one of its components is replaced, this does not initiate a new warranty period, as the purchase date of the original product shall be taken into account for warranty purposes.

Only for repairs or replacement of electronic components, in the event that Nolangroup proceeds to repairing or replacing the product, said product shall enjoy a warranty period equal to the residual portion of the original warranty or ninety (90) days from the repair date (the longer period being considered).

The repair or replacement can be carried out even with regenerated components with equivalent functions. The replaced parts or components shall become property of Nolangroup.

THIS WARRANTY VOIDS AND REPLACES ANY OTHER WRITTEN OR VERBAL WARRANTIES PROVIDED FOR BY THE LAW THAT CAN BE DEROGATED AT THE PARTIES' WILL; SPECIFICALLY, NOLANGROUP DOES NOT GRANT SPECIFIC WARRANTS OF MERCHANTABILITY OR FITNESS FOR A PARTICULAR PURPOSE. IN NO CASE SHALL NOLAN BE LIABLE FOR INCIDENTAL OR CONSEQUENTIAL DAMAGES INCLUDING BUT NOT LIMITED TO LOST PROFITS OR COMMERCIAL DAMAGES, TO THE FULL EXTENT THOSE DAMAGES CAN BE DISCLAIMED BY THE LAW.

NOLANGROUP RESERVES ITSELF THE RIGHT TO MODIFY, AT ANY TIME AND WITHOUT ADVANCE NOTICE, THE PRODUCT CHARACTERISTICS, FUNCTIONS, COMPATIBILITY AND SOFTWARE.

Some Countries do not allow the exclusion or limitation of incidental or consequential damages, or the limitation of the duration of implied warranties; as a result of this, the previous limitations and exclusions may not be applicable to you.

This warranty does not have any effect on the customer's legal rights under the national jurisdiction in force or on the consumer's rights towards the dealer sanctioned by the purchase/sale contract.


This warranty is valid throughout the European territory, and it represents the only express warranty provided by Nolangroup in relation to the sale of its own products. This warranty does not affect the rights to which the buyer is entitled and which are expressly provided for by Directive 1999/44/CE.

This warranty does not affect the consumer's rights provided for by the law, and specifically by the provisions of Legislative Decree 2 February 2002 n. 24.

15.5. Product identification

N-Com products are identified by means of a code that allows product traceability and identification.

The identification code is listed on the Bluetooth M1 control unit and on the outside of the sales package.



16. WARRANTY REGISTRATION FORM

Product name: **M1**

Identification code

--	--	--	--	--	--	--	--	--	--	--	--	--	--	--

Buyer's Information

Name

Last name

Address

Phone

e-mail

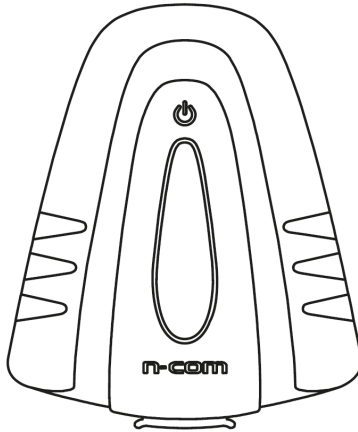
Dealer's stamp

Date of purchase



www.n-com.it





FOR USA AND CANADA MARKET ONLY - *SPECIAL WARNING*

POUR LE MARCHÉ US ET CANADIEN UNIQUEMENT - *MISE EN GARDE SPECIALE*

SÓLO PARA EL MERCADO USA Y CANADÁ - *ADVERTENCIAS IMPORTANTES*

FOR USA AND CANADA MARKET ONLY: SPECIAL WARNING

This device complies with Part 15 of the FCC Rules. Operation is subject to the following two conditions: (1) this device may not cause harmful interference, and (2) this device must accept any interference received, including interference that may cause undesired operation of the device.

Changes or modifications not expressly approved by the party responsible for compliance could void the user's authority to operate the equipment.

NOTE: The manufacturer is not responsible for any radio or TV interference caused by unauthorized modifications to this equipment. Such modifications could void the user's authority to operate the equipment.

This equipment has been tested and found to comply with the limits for a Class B digital device, pursuant to part 15 of the FCC rules. These limits are designed to provide reasonable protection against harmful interference in a residential installation. This equipment generates, uses and can radiate radio frequency energy and, if not installed and used in accordance with the instructions, may cause harmful interference to radio communications. However, there is no guarantee that interference will not occur in a particular installation.




If this equipment does cause harmful interference to radio or television reception, which can be determined by turning the equipment off and on, the user is encouraged to try to correct the interference by one or more of the following measures:

- Reorient or relocate the receiving antenna.
- Increase the separation between the equipment and receiver.
- Connect the equipment into an outlet on a circuit different from that to which the receiver is connected.
- Consult the dealer or an experienced radio/TV technician for help.

This model meets the government's requirements for exposure to radio waves. Your wireless device is a radio transmitter and receiver. It is designed and manufactured not to exceed limits for exposure to radio frequency (RF) energy set by the Federal Communications Commission (FCC) of the U.S. Government and by the Canadian regulatory authorities.

RF Radiation Exposure Statement - The device has been evaluated to meet FCC and RSS-102 general RF exposure requirement. The device can be used in portable exposure condition without restriction.

For Canada market only: This device complies with Industry Canada license-exempt RSS standard(s). Operation is subject to the following two conditions: (1) this device may not cause interference, and (2) this device must accept any interference, including interference that may cause undesired operation of the device.

Model: M1.5	FCC ID: Y6MNCOM14	IC: 9455A-NCOM14	 Bluetooth®	 R-NZ	
--------------------	--------------------------	-------------------------	---	---	--

Bluetooth is a registered trademark property of Bluetooth SIG, Inc.

FOR USA AND CANADA MARKET ONLY: LIMITED WARRANTY

Limited warranty certificate valid for 2 (two) years from the date of purchase.

Dear Customer,

Thank you for choosing a Nolangroup N-Com device.

PLEASE READ CAREFULLY ALL THE CLAUSES AND CONDITIONS OF THIS LIMITED WARRANTY CERTIFICATE.

By this LIMITED WARRANTY CERTIFICATE, Nolangroup guarantee to the original purchaser of the N-Com that the product is free from all material and manufacturing defects at the time of purchase.

COVER PROVIDED BY THE WARRANTY

If any defect covered by this limited warranty certificate comes to light within 2 (two) years from the date of purchase, Nolangroup shall proceed, through their distribution networks and after verifying the defect, to repair or replace the defective product. Nolangroup shall supply all the materials and provide all the labor reasonably necessary to remedy the reported defect, except for cases in which the damage is attributable to one of the reasons listed in the paragraph below, entitled "Exclusions and limitations of cover".

EXCLUSIONS AND LIMITATIONS OF COVER

This warranty covers only material and manufacturing defects. Nolangroup cannot be held liable for damages to the product which are either wholly or partially attributable to any other cause, including, but not limited to:

- a) damage caused by improper use, lack of due care, normal wear and tear of internal and external components;
- b) scratches, abrasions, or other damage caused to the external parts of the N-Com by accidental impacts;
- c) damage caused by the application of stickers and/or adhesives;
- d) any damage caused by an accident;
- e) any modification or change made to the device by the user or by third parties;
- f) use of incompatible accessories not sold by Nolangroup.


Defects covered by this warranty likewise do not include all the specific and subjective situations which may arise during dynamic use of the N-Com equipped helmet, such as problems of comfort due to improper sizing, or wind noise while riding. Nolangroup cannot in any case be held liable for accidental or consequential damage (including, with no limitation whatsoever, injuries to a person or persons) resulting from the failure to comply with the obligations stipulated in this warranty regarding Nolangroup products.

Some states do not allow the exclusion or limitation of implied warranties, incidental or consequential damages, so the above limitations and exclusions may not apply to you. This warranty gives you specific legal rights, and you may also have other rights which vary from state to state

VALIDITY OF THIS LIMITED WARRANTY

This warranty is valid only if all the sections of the attached REGISTRATION FORM are completed in full and the registration is returned to the address indicated on the card within 10 (ten) days from the date of purchase:

- 1) Identification code;
- 2) Name of the authorized dealer;
- 3) Date of purchase of the N-Com;
- 4) Name, address and telephone number of the purchaser.

**PROCEDURE TO BE FOLLOWED TO MAKE POSSIBLE CLAIMS**

To proceed with any claim covered by this warranty, the purchaser must notify directly Nolangroup's agent in the USA of the alleged defect encountered by him. In agreement with Nolangroup's agent, the purchaser may have to return the device to which complains refer, at the purchaser's expense, along with the sales receipt or other proof of purchase (and date of purchase) and a copy of the warranty registration form.

BEFORE REFERRING THE MATTER TO THE AGENT, WE ADVISE YOU TO READ CAREFULLY THE USER' MANUAL INCLUDED WITH THE DEVICE WHICH MUST BE FOLLOWED SCRUPULOUSLY FOR YOUR OWN PROTECTION AND THAT OF THIRD PARTIES.

2 (TWO) YEARS AFTER THE DATE OF PURCHASE THIS LIMITED WARRANTY SHALL LAPSE ENTIRELY.

This warranty is valid in the entire territory of the United States and Canada is the only express warranty given by Nolangroup in relation to the sales of their own devices.

Any service provided under the warranty does not have the effect of extending the warranty period itself. If any device or any of its components are replaced a new warranty period does not begin to run on the product or on individual components supplied by the way of replacement; the date of purchase of the original device remains the deciding factor.

For further information, please contact the following address or telephone numbers:

USA**CIMA INTERNATIONAL**

1585 Beverly court #118

Aurora IL 60502

Ph: (630) 701-1601

Fax: (630) 701-1606

E-mail: info@cimaint.com

Toll-free (USA only): 866-243-5638

CANADA**CLARY SPORTS LOISIRS**

67 ROUTE 329

ST DONAT (QC) J0T 2C0 - CANADA

Ph: 001 8194244545

Fax: 001 819 424 7859

E-mail: clary@st-donat.net

POUR LE MARCHÉ US et CANADIEN UNIQUEMENT: MISE EN GARDE SPECIALE

Cet appareil est conforme à la section 15 de la réglementation FCC. Son fonctionnement est soumis aux deux conditions suivantes : (1) Cet appareil ne doit pas créer d'interférences nuisibles, et (2) cet appareil doit accepter les interférences reçues, y compris les interférences pouvant provoquer des dysfonctionnements de l'appareil.

Les changements ou modifications non expressément approuvés par les autorités compétentes en matière de conformité peuvent priver l'utilisateur du droit d'utiliser l'équipement en question.

REMARQUE : Le fabricant n'est pas responsable de l'interférence radio ou TV causée par les modifications apportées à cet équipement sans autorisation préalable. De telles modifications pourraient annuler l'autorisation de l'utilisateur de faire fonctionner cet équipement.

A l'issue des tests dont il a fait l'objet, ce produit est conforme à la section 15 de la réglementation FCC applicable aux appareils numériques de classe B. Ces limites sont conçues pour fournir une protection suffisante contre les interférences nuisibles dans les installations résidentielles.

Cet équipement génère, utilise et peut émettre des ondes radioélectriques susceptibles de créer des interférences nuisibles dans les communications radioélectriques si l'équipement est installé incorrectement. Cependant, il n'est pas garanti qu'aucune interférence ne se produise dans une installation particulière.

Dans le cas où cet équipement créerait des interférences avec la réception radio ou télévisée, ce qui peut être vérifié en éteignant et en rallumant l'appareil, il est conseillé d'essayer de corriger ces interférences en appliquant une ou plusieurs des mesures suivantes :




- Réorienter ou déplacer l'antenne de réception.
- Augmenter la distance entre l'équipement et les équipements.
- Relier l'équipement à une prise de courant différente de celle du récepteur.
- Prendre conseil auprès d'un distributeur ou d'un technicien radio/TV qualifié.

Ce modèle répond aux exigences gouvernementales en matière d'exposition aux ondes radio. Votre appareil est un émetteur-récepteur radio. Il est conçu et fabriqué pour ne pas dépasser les limites d'exposition aux radiofréquences (RF) définies par la Federal Communications Commission (FCC) du gouvernement des États-Unis et par les autorités réglementaires canadiennes.

Déclarations sur l'exposition aux radio-fréquences RF: Le dispositif est conforme aux standards FCC et RSS-102 en ce qui concerne les limites des expositions aux radio-fréquences. Le dispositif peut être utilisé sur les dispositifs portables sans aucune restriction.

Uniquement pour le marché canadien :

Le présent appareil est conforme aux CNR d'Industrie Canada applicables aux appareils radio exempts de licence. L'exploitation est autorisée aux deux conditions suivantes: (1) l'appareil ne doit pas produire de brouillage, et (2) l'utilisateur de l'appareil doit accepter tout brouillage radioélectrique subi, même si le brouillage est susceptible d'en compromettre le fonctionnement.

Model: M1.5	FCC ID: Y6MNCOM14	IC: 9455A-NCOM14	 Bluetooth®	 R-NZ	
--------------------	--------------------------	-------------------------	---	--	--

Bluetooth est une marque déposée de Bluetooth SIG, Inc.

POUR LE MARCHÉ US ET CANADIEN UNIQUEMENT: GARANTIE LIMITEE

Certificat de garantie limitée 2 (deux) ans, à compter de la date d'achat.

Cher Client, Merci d'avoir choisi un appareil Nolangroup N-Com.

VEILLER LIRE SOIGNEUSEMENT L'ENSEMBLE DES CLAUSES ET DES CONDITIONS DE CE CERTIFICAT DE GARANTIE LIMITEE. Par le présent CERTIFICAT DE GARANTIE LIMITEE, Nolangroup assure à l'acheteur initial du N-Com que le produit ne présente au moment de l'achat, aucun défaut quant aux matériaux utilisés ou à la fabrication.

COUVERTURE DE LA GARANTIE

Si un quelconque défaut couvert par le présent certificat de garantie limitée est découvert d'ici 2 (deux) ans, à compter de la date d'achat, Nolangroup s'engage par le biais de ses réseaux de distribution et après avoir vérifié la nature du défaut, à réparer ou à remplacer le produit défectueux. Nolangroup fournira tout le matériel et le travail raisonnablement requis pour réparer le défaut signalé, sauf si le dommage est dû à l'une des raisons indiquées au paragraphe suivant, intitulé « Exclusions et limites de la couverture ».

EXCLUSIONS ET LIMITES DE LA COUVERTURE

Cette garantie couvre uniquement les défauts de matériaux et de fabrication. Nolangroup ne saurait être tenue pour responsable des défauts du produit, imputables, en tout ou en partie, à une des causes reportée dans la liste – non exhaustive – ci-après :

- a) Dommages dus à un usage incorrect, manque d'entretien, usure normale des parties internes et externes.
- b) Rayures, abrasions, ou tout autre dommage causé aux parties externes du N-Com par des impacts accidentels.
- c) Dommages causés par l'installation d'adhésifs.
- d) Dommages dus à un accident.
- e) Modifications ou changements apportés à l'appareil par l'utilisateur ou des tiers ;
- f) Utilisation d'accessoires incompatibles non vendus par Nolangroup.

La garantie ne couvre pas les défauts liés à toutes les situations particulières qui pourrait se présenter pendant l'utilisation dynamique du casque équipé N-Com, tels que des problèmes de confort dus à la taille inappropriée, ou au bruissement du vent au cours du pilotage.


Nolangroup ne pourra en aucun cas être tenu pour responsable des dommages accidentels ou consécutifs (y compris, sans limitation aucune, les lésions corporelles provoqués aux personnes) dus au non respect des obligations dérivant de cette garantie concernant les produits Nolangroup.

Certains Pays ne permettent pas l'exclusion ou la restriction des garanties implicites, des dommages accidentels ou consécutifs, par conséquent les restrictions ou les exclusions précédentes pourraient ne pas être applicables. Cette présente garantie vous confère des droits juridiques spécifiques, et vous pouvez également jouir d'autres droits qui peuvent varier d'une juridiction à une autre.

VALIDITE DE CETTE GARANTIE LIMITEE

Cette garantie n'est valable que si toutes les sections de la fiche d'enregistrement ci-jointe sont remplies dans leur totalité et que l'enregistrement est retourné à l'adresse indiquée sur la carte dans les 10 (dix) jours à partir de la date d'achat :

- 1) Code d'identification ;
- 2) Nom du revendeur agréé ;
- 3) Date d'achat du N-Com ;
- 4) Nom, adresse et numéro de téléphone de l'acheteur.

**PROCEDURE POUR L'ENVOI DES RECLAMATIONS EVENTUELLES**

Pour toute réclamation couverte par la présente garantie, l'acheteur devra communiquer directement au revendeur de Nolangroup aux Etats-Unis le défaut présumé constaté. En accord avec le revendeur de Nolangroup, l'acheteur peut avoir à retourner l'appareil dont la plainte se réfère, aux frais de l'acheteur, accompagné du reçu de caisse ou autre preuve d'achat (et date d'achat) et d'une copie de la fiche d'enregistrement.

AVANT DE VOUS ADRESSER A VOTRE REVENDEUR, NOUS VOUS RECOMMANDONS DE LIRE ATTENTIVEMENT LES INSTRUCTIONS D'UTILISATION FOURNIES AVEC L'APPAREIL QUI DOIVENT ETRE SCRUPULEUSEMENT SUIVIES POUR VOTRE PROTECTION ET CELLES DES TIERS.

LA GARANTIE EXPIRE ENTIEREMENT 2 (DEUX) ANS APRES LA DATE D'ACHAT.

La présente garantie est valable sur l'ensemble du territoire des Etats-Unis et du Canada est constituée la seule garantie expresse fournie par Nolangroup concernant les ventes de ses appareils.

Les interventions au titre de la garantie ne sauraient avoir pour effet de prolonger la durée de celle-ci. Par conséquent, en cas de remplacement d'un appareil ou de l'un de ses composants, ledit appareil ou ledit composant fourni en remplacement ne déclenchera pas une nouvelle période de garantie sur le produit et il faudra au contraire tenir compte de la date d'achat de l'appareil d'origine.

Pour plus d'informations, contacter les adresses ou numéros de téléphone suivants :

POUR ETATS-UNIS : CIMA INTERNATIONAL

1585 Beverly court #118 - Aurora IL 60502

Tél : (630) 701-1601 Fax : (630) 701-1606

E-mail : info@cimaint.com

Numéro vert (Etats-Unis uniquement) : 866-243-5638

POUR LE CANADA : CLARY SPORTS LOISIRS

67 ROUTE 329

ST DONAT (QC) J0T 2C0 –CANADA

Tél : 001 8194244545 Fax : 001 819 424 7859

E-mail : clary@st-donat.net

SÓLO PARA EL MERCADO USA y CANADÁ: ADVERTENCIAS IMPORTANTES

Este dispositivo cumple con el apartado 15 de las normas FCC. El funcionamiento está sujeto a las dos condiciones siguientes: (1) Este dispositivo no debe ocasionar interferencias dañinas, y (2) este dispositivo debe poder soportar cualquier interferencia recibida, incluidas las posibles interferencias que provoquen mal funcionamiento.

Cualquier cambio o modificación que no esté expresamente aprobado por la parte responsable podría anular el derecho del usuario a manipular el equipo.

NOTAS: El fabricante no será responsable de cualquier interferencia radio o TV ocasionada por modificaciones no aprobadas para este equipo. Dichas modificaciones podrían anular el derecho del usuario a utilizar el equipo.

Este producto ha sido probado y se ha determinado que cumple con los límites establecidos en el apartado 15 de las normas FCC para un dispositivo digital de clase B. Estos límites se han diseñado para brindar un grado de protección razonable contra las interferencias dañinas en una instalación de carácter residencial. Este equipo genera, utiliza y puede irradiar energía de radiofrecuencia y, de no ser instalado y utilizado según las instrucciones, podría provocar interferencias dañinas a comunicaciones de radio. No obstante, no existe ninguna garantía de que no se producirá interferencia en una instalación específica.




Si este equipo causa interferencias dañinas a la recepción de radio o televisión, que se pueden detectar apagando y encendiendo los equipos, el usuario puede intentar solucionar dichas interferencias con una o algunas de las siguientes medidas:

- Volver a orientar o colocar la antena de recepción
- Aumentar la distancia entre el equipo o los dispositivos
- Conectar el equipo a una toma de corriente que no sea la del receptor
- Contactar al distribuidor o a un técnico radio /TV experto para asistencia técnica

Este modelo cumple con las exigencias del gobierno para la exposición a ondas de radio. Su dispositivo inalámbrico es un transmisor y receptor de radio. Ha sido diseñado y fabricado para no exceder los límites de exposición a radiofrecuencia (RF) establecidos por la Federal Communications Commission (FCC) del gobierno de EE.UU y por las autoridades normativas de Canadá.

Declaración de exposición a la radiación por radio frecuencia (RF): El dispositivo cumple con los límites de exposición a radiofrecuencia FCC y RSS-102. El dispositivo se puede utilizar en condiciones de exposición para dispositivos portátiles sin restricciones.

Sólo para el mercado en Canadá: Este producto cumple con los límites de exposición a RSS para dispositivos portátiles fijados por Canadá. El uso del dispositivo está sujeto a las siguientes condiciones: 1) este dispositivo no debe ocasionar interferencias, y (2) este dispositivo debe aceptar cualquier interferencia recibida, incluidas aquellas interferencias que puedan ocasionar un funcionamiento indebido del aparato.

Model: M1.5	FCC ID: Y6MNCOM14	IC: 9455A-NCOM14	 Bluetooth®	 R-NZ	
--------------------	--------------------------	-------------------------	---	--	--

Bluetooth es una marca registrada de propiedad de Bluetooth SIG, Inc.

SÓLO PARA EL MERCADO USA y CANADÁ: GARANTÍA LIMITADA

Garantía limitada - 2 (dos) años a partir de la fecha de compra.

Estimado consumidor, Le agradecemos por haber escogido un dispositivo Nolangroup N-Com.

POR FAVOR, LEA DETENIDAMENTE LAS CLÁUSULAS Y LAS CONDICIONES DEL PRESENTE CERTIFICADO DE GARANTÍA LIMITADA.

Con el presente CERTIFICADO DE GARANTÍA LIMITADA, Nolangroup garantiza al comprador original del dispositivo N-Com que el producto está libre de defectos por materiales y de fabricación en el momento de la compra del mismo.

COBERTURA PREVISTA POR LA GARANTÍA

Si se manifestara algún tipo de defecto cubierto por la presente garantía durante los 2 (dos) años a partir de la fecha de compra, Nolangroup deberá, mediante las redes de distribución pertinentes y luego de haber constatado el defecto, reparar o sustituir el producto defectuoso. Nolangroup suministrará todo el material y la mano de obra necesaria para solucionar dicho defecto, a menos que la causa del daño sea atribuible a una de las excepciones mencionadas en el párrafo siguiente: "Exclusiones y Limitaciones de la Cobertura".

EXCLUSIONES Y LIMITACIONES DE LA COBERTURA

La presente garantía cubre solamente los defectos por materiales o de fabricación. Nolangroup no será responsable por defectos del producto atribuibles en todo o en parte alguna a cualquier otra causa, comprendida y no solo limitada a:

- a) Defectos o daños causados por el uso incorrecto del producto, por descuido, por el deterioro o desgaste normal del interior o exterior de sus componentes;
- b) Arañazos, abrasiones, u otro daño ocasionado en las partes exteriores del N-Com como consecuencia de impactos accidentales;
- c) Daños ocasionados por la aplicación de etiquetas y/o adhesivos;
- d) Cualquier daño ocasionado por un accidente;
- e) Cualquier modificación o cambio aportados al dispositivo por parte del usuario o de terceros;
- f) Uso de accesorios incompatibles y no vendidos por Nolangroup.


Los defectos cubiertos por la presente garantía no incluyen aquellas situaciones específicas y subjetivas que pudieran ocurrir durante el uso dinámico del casco equipado con el sistema N-Com, por ejemplo los problemas causados por el uso de una talla incorrecta, o por el ruido del viento durante la conducción. Nolangroup no podrá ser considerado responsable por daños accidentales o consecuentes (incluyendo, sin limitaciones algunas, las lesiones a personas) ocasionados por el incumplimiento de las obligaciones derivadas de la presente garantía hacia los productos Nolangroup.

Algunas naciones no aceptan la exclusión o la limitación de los daños accidentales o consecuentes, o la limitación de la duración de la garantía implícita. Por lo tanto puede que las limitaciones y exclusiones anteriores no sean aplicables. La presente garantía otorga al usuario derechos legales específicos, el usuario pudiera disponer de otros derechos aplicables según la nación.

VALIDEZ DE LA PRESENTE GARANTÍA LIMITADA

La presente garantía es válida solamente si se llenan todas las partes de la TARJETA DE GARANTÍA adjunta y se envía a la dirección indicada en la tarjeta dentro de los 10 (diez) días a partir de la fecha de compra:

- 1) Código de identificación;
- 2) Nombre del distribuidor autorizado ;
- 3) Fecha de compra del N-Com;
- 4) Nombre, dirección y número de teléfono del comprador.

**PROCEDIMIENTO ANTE POSIBLES RECLAMACIONES**

Para enviar cualquier tipo de reclamación cubierta por la garantía, el comprador debe informar directamente al vendedor Nolangroup en USA del presunto defecto encontrado. De acuerdo con el vendedor Nolangroup, el comprador, a su cargo, deberá devolver el dispositivo objeto de reclamación, junto con el recibo de compra u otra prueba de compra (y la fecha de compra) y una copia de la tarjeta de garantía.

ANTES DE DIRIGIRSE AL VENDEDOR, RECOMENDAMOS QUE EL USUARIO LEA DETENIDAMENTE EL MANUAL DE INSTRUCCIONES DEL DISPOSITIVO Y LO CUMPLA ESTRICTAMENTE PARA SU PROPIA PROTECCIÓN Y PARA EL BIEN DE TERCEROS. PASADOS 2 (DOS) AÑOS DESPUÉS DE LA FECHA DE COMPRA, LA PRESENTE GARANTÍA PERDERÁ SU VALIDEZ A TODOS LOS EFECTOS.

La presente garantía tiene validez en todo el territorio de los Estados Unidos y de Canadá y es la única garantía otorgada por Nolangroup en relación a la venta de sus dispositivos.

Cualquier reparación o sustitución durante la garantía no extenderá el plazo de validez de la misma. Por lo tanto, en caso de sustitución del producto o de uno de sus componentes, no tendrá efecto un nuevo período de garantía para el producto ni para el componente suministrado en sustitución, sino que será válida la fecha de compra del producto original para indicar el plazo de garantía.

Para más información, por favor contáctenos a la siguiente dirección o a los números telefónicos a continuación:

PARA ETATS-UNIS : CIMA INTERNATIONAL

1585 Beverly court #118 - Aurora IL 60502

Tél : (630) 701-1601 Fax : (630) 701-1606

E-mail : info@cimaint.com

Numéro vert (Etats-Unis uniquement) : 866-243-5638

PARA CANADA : CLARY SPORTS LOISIRS

67 ROUTE 329 - ST DONAT (QC) J0T 2C0 -CANADA

Tél : 001 8194244545

Fax : 001 819 424 7859

E-mail : clary@st-donat.net

REGISTRATION FORM / FICHE D'ENREGISTREMENT DE LA GARANTIE / TARJETA DE REGISTRO DE LA GARANTÍA**DEVICE INFORMATION / INFORMATION DU PRODUIT / DATOS DEL PRODUCTO**

Serial Number (as printed on the box)
Numéro de série (situé à l'arrière de la boîte)
Número de serie (en la parte trasera del Box)

Designation of the model
Nom du produit
Denominación del producto

DEALER INFORMATION / COORDONNÉES DU REVENDEUR / DATOS DEL DISTRIBUIDOR

Name of the authorized dealer
Nom du revendeur agréé
Nombre del distribuidor autorizado

Address / Adresse / Dirección

PURCHASE INFORMATION / INFORMATIONS D'ACHAT / DATOS DE COMPRA

Date of purchase of the device / Date d'achat du N-Com / Fecha de compra del producto

PURCHASER INFORMATION / COORDONNÉES DE L'ACHETEUR / DATOS DEL COMPRADOR

Name of the purchaser
Nom de l'acheteur
Nombre del comprador

Address
Adresse
Domicilio del comprador

Telephone Number
Numéro de téléphone
Número de teléfono

E-mail address / E-mail / E-mail

OTHER INFORMATION / AUTRES INFORMATIONS / OTRAS INFORMACIONES

How did you hear about this model of Nolangroup N-Com?
Comment avez-vous découvert ce modèle Nolangroup N-Com?
Como ha conocido este modelo de Nolangroup N-Com?

What do you mainly use your N-Com for (communication, music, phone, GPS,etc..)?
Quelle est votre principale utilisation du produit (communication, musique, téléphone, GPS, etc...)?
Como utiliza principalmente su sistema N-Com (comunicación, música, móvil, GPS)?

What brand and model of motorcycle do you ride? / Quelle marque et modèle de moto conduisez-vous? / Cual marca y modelo de moto conduce?

What is your favourite motorcycle magazine? / Quel est votre magazine moto préféré? / Cual es su revista de moto preferida?

USA

Forward to: / Envoyer a: / Enviar a:
CIMA INTERNATIONAL, INC.
1585 Beverly Court # 118
Aurora, IL 60502

CANADA

Forward to: / Envoyer a: / Enviar a:
CLARY SPORTS LOISIRS
67 ROUTE 329
ST DONAT (QC) J0T 2C0 –CANADA