

October 31, 2018

To: Our Valued Customers

Re: Door Control Products Pricing Adjustments

We remain committed to providing you with innovative, high-quality products. The same level of vigor is employed to improve efficiencies and reduce costs throughout our operations. We have made a concerted effort to absorb increased costs thus far. However, we will be unable to continue to offset the extraordinary increases in raw material, tariff and transportation costs that are expected to continue into 2019.

Effective January 1, 2019, **Corbin Russwin, Norton/RIXSON, SARGENT, and Yale Commercial** will be implementing price adjustments on all door control products, including closers, operators and accessories. The January 1, 2019 price books will supercede all other price books.

The amount of the increase varies by brand. Approximate average increases are:

<u>DOOR CONTROLS & PARTS</u>	<u>AVERAGE INCREASE</u>
Corbin Russwin	5.5%
Norton/RIXSON	4.5%
SARGENT	5.0%
Yale Commercial	4.5%

By November 30, 2018, updated price books will be available in digital format on the digital library for easy searchability, download and printing. The brand name above is also a link that will direct you to each brand's digital library.

To reduce waste in support of our sustainability goals, printed price books will be available only to those customers who register to receive a printed copy between November 12th and December 15th through this link:

<http://www.nacorporation.com/registration/pricebooks>

User IDs and passwords will be issued to registrants every Monday. You will receive a user ID, password and instructions on how to login and reserve your printed copies of the price book. Price books will begin shipping the week of December 15th on a first-come, first-served basis determined by using the date/time of registration online.

For assistance, please call 1-800-508-5426. A representative of NVISION, our print and order fulfillment company, will be happy to help you through the registration/order process.

Important dates relevant to the implementation of the January 1, 2019 price books are outlined on the following page.

Thank you for your continued support and partnership.

Door Controls

ASSA ABLOY

The global leader in
door opening solutions

NORTON | RIXSON

Price List

Effective January 1, 2019

Canadian Prices Effective January 1, 2019

Tools And Rules

Business Hours	4
2019 Holiday and Inventory Schedule	4
Ordering Tips and Checklist	5
Order Form.....	6
How to Sign up for:	
eBusiness	7
Fax Program – Order Acknowledgements and Invoices	7
Terms and Conditions.....	8-9
Limited Warranty.....	10
Trademark Use Policy.....	11
Finishes and Fasteners	12
*#2 Door Holder	13
*78-B/F Series Closers and Accessories	13-14
160 Series Closers	15
210 Series Closers	15
410 Series Closers	16
1600BC Series	17
1601 Series Closers	18
1600BC, 1601 Accessories.....	20
1700BC Series Closers and Accessories	21
*2800ST Cam Action Closers and Accessories	21
7500 Series Closers	22-23
7500 Accessories	24-25
Special Application Closers	25
7900 Overhead Concealed Closers	27
8101 Series Closers	28
8301 Series Closers	29-30
8501 Series Closers	31-32
8000 Accessories	33-34
9300BC Series Closers and Accessories	35-36
9500 Series Closers	37-38
9540 Series Closers	39

Corrosion Resistant Closers

*1600BCSS and 1601SS	19
*7500SS	23

Security Closers

*7570	26
*7970 Overhead Closers	27

Electrified

Operators	
5600 Series	40
5700 Series	41
5800 Series	42
6000 Series	43-44
6300 Series	45
Accessories	46-47
*7100SZ SafeZone®.....	48
7200 Electromechanical Closers.....	49-50
7700PT Power Track®.....	51

Parts

Closer Bodies.....	52
Fasteners	53-54

Arm and Arm Assemblies

1600BC, 7500, 8000, 9300BC.....	55-57
9500	57
9540	57
Low Profile	58
Parallel Rigid, CloserPlus®, CloserPlus Ramp™ CloserPlus Spring™, and Rigid	58-59
1700BC	59
Stainless Steel	59
Security	60
Unitrol® (Parallel and Top Jamb)	60-61
Slide Track	62
78-B/F	62-63
2800ST.....	63
7900, 7970	63

Electrified

Operators	
5600 Series	64
5700 Series	64
6000 Series	65
6300 Series	66
SafeZone®	67
Electromechanical.....	68
Power Track®.....	69

* Unique products offered by Norton®

For special application needs, please contact Technical Product Support at 877-974-2255

Tools and Rules		Overhead Concealed Closers	105
Service Center Business Hours	72	Commodity Grade 608 Series	
Holiday Schedule	72	Architectural Grade 700 & 800 Series	
Ordering Protocol	72	Architectural Grade 91 Series	
Trademark Use Policy	73	Pivots and Pivot Sets	113
E-Business	74	Offset Pivot Sets	
Fax Program	75	117-1/4, 117, 173, 147, L147, 117-1/2, L117	
Limited Warranty	76	Intermediate Pivots	
Terms and Conditions	77	Pocket Pivots	
Finish Definitions	79	Electrified Pocket Pivots	
Heavy Duty Floor Closers	80	Electrified Intermediate Pivots	
Offset Hung		Center Hung Pivot Sets	
27, 127, 427, 327, L27, Q27, HM27, 20		127-3/4, 128-3/4, 370, 117-3/4, H117-3/4,	
Single Acting Center Hung		178, 176	
28, H28, 328, 428, EH28		Center Hung Top Pivots	
Double Acting Center Hung		Electrified Center Hung Top Pivots	
30, 40, H40		Checkmate® Stops & Holders	123
Shallow Depth Floor Closers	91	Thresholds	129
Offset Hung		Electromagnetic Door Holder/Releases	133
51, 53, Q51, HM51		Electrified Closer/Holders	135
Single Acting Center Hung		Smok-Chek® V	
50, 5040		Smok-Chek® VI	
Double Acting Center Hung		Checkmate® 99	
5020		Parts	139
Specialty Closers	99		
Duo Chek® Double Acting Floor Closers			
10, 12, 15, 16			
Gate Closers			
354, 355, 356, 357, 359			
Security Closers			
SEC27			
Exterior Gate Closers			
1351			
Door Control Accessories	103		
Caster			
Special Cement Cases			
Cover Pans			
Applied Stop			
Installation Tools			

SERVICE CENTER BUSINESS HOURS

ASSA ABLOY Door Security Solutions
Customer Service – Monroe
1902 Airport Road
Monroe, NC 28110
Tel: (800) 438-1951
Fax: (800) 338-0965

Hours of Operation
8:00 a.m. – 4:30 p.m. (Eastern)

ASSA ABLOY Service Center Inc. – Southwest
5678 Concourses Street
Ontario, CA 91764
Tel: (909) 593-2100
Fax: (909) 593-2500

Hours of Operation
7:30 a.m. - 4:00 p.m. (Pacific)

Norton Technical Product Support
3000 Highway 74 East
Monroe, NC 28112
Tel: (877) 974-2255
Fax: (704) 233-1608

Hours of Operation
8:00 a.m. – 4:30 p.m. (Eastern)

ASSA ABLOY Door Security Solutions Canada
Customer Service – Vaughan
160 Four Valley Drive
Vaughan ON L4K 4T9
Telephone #: (800) 461-3007
Fax #: (800) 461-8989

Hours of Operation
8:00 a.m. – 4:30 p.m. (Eastern)

HOLIDAY AND INVENTORY SCHEDULE*

Norton Door Controls will be **CLOSED** on the following dates:

2019 in USA

January 1
April 19
May 27
July 4
September 2
September 27, 28 – INVENTORY
November 28, 29
December 24, 25

2019 in Canada

January 1: New Year's Day
January 24: Inventory
February 18: Family Day
April 19: Good Friday
May 20: Victoria Day
July 1: Canada Day
August 5: Civic Holiday
September 3: Labor Day
October 14: Thanksgiving
December 25: Christmas Day
December 26: Boxing Day

* Dates subject to change

ORDERING TIPS

- Please submit Quick Ship Product Orders and Factory Product Orders on separate order forms.
- If you have a Quote, please include it with the purchase order. Orders without this information included may be delayed.
- Be sure to include Finish for all Closers and Most Accessories.
- Be sure to include Voltage on 7100SZ's, 7200's and Power Track® orders.
- Be sure to include Door Width for Unitrol® (UNI's) orders.
- Be sure to include Handing for all #2 Holders, 78-B/F's, 7100SZ's, 7200's, 7900's and Security Closers.
- Be sure to include RA or PA Arms for 78-B/F's.
- Be sure to include Size on 7100SZ's and 7200's.
- Be sure to include Depth of Reveal for Unitrol's Top Jamb (UNIJ's).

CHECKLIST

Before placing your order, check for the following...

- Purchase Order on Company Letterhead
- Purchase Order is Legible
- Purchase Order Number
- Account Number
- Ship To Address
- Contact Person for Additional Information Requirements
- Pricing Requirements – Buying Program or CPQ (please attach)
- Quick Ship Order (Quick Ship Order Form or Stock #'s Included)
- Handing (#2 Holders, 78-B/F's, 7100SZ's, 7200's, 7900's and Security Closers)
- Door Width (UNI's)
- Finish (all Closers, most Accessories)
- Size (7100SZ's, 7200's)
- Voltage (7100SZ's, 7200's, Power Track®)
- Depth of Reveal (UNIJ's)
- Arms (RA or PA for 78B/F's)

ORDER FORM

It is recommended that the Door Closers Order Form included on page 6 of this price book be used when placing orders for Norton® products. Copies of this form can also be printed from our website (www.nortondoorcontrols.com).

ASSA ABLOY

The global leader in
door opening solutions

WEBSITE

For the latest information regarding Norton® products, visit our website at www.nortondoorcontrols.com. The site is easy to navigate and gives quick access to catalogs, templates, installation instructions, product bulletins, etc.

TEMPLATES AND INSTALLATION INSTRUCTIONS

All Norton® templates and installation instructions are available on our website.

Extranet

Visit www.nortondoorcontrols.com to sign up for Extranet access. To sign up for Extranet, follow the simple instructions listed below. Register today and start enjoying the many benefits! Extranet offers anytime access to:


- Order Status
- Order Check by P.O.
- Stock Status Check
- Cross Reference Guide
- Newsletters
- Online Store
- Contact Webmaster
- Extended Literature (Price Books, Order Forms)
- Fax Program Sign Up
- Order Acknowledgements
- Invoices
- Return Good Authorizations

How to sign up for Extranet access:

Step 1: Visit our website at www.nortondoorcontrols.com.

Step 2: Double-click Extranet icon (top right corner).

Step 3: Complete ASSA ABLOY Door Security Solutions Extranet sign-up form.



FAX PROGRAM

To receive company Acknowledgements, Invoices and Return Good Authorizations quickly and efficiently, sign up for the Fax Program. Note: eBusiness User ID and Password required (refer to page 7)

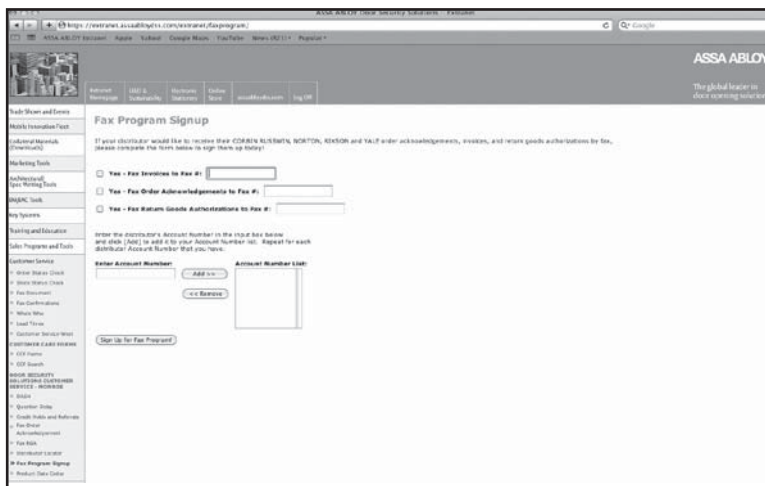
Step 1: Log onto eBusiness

Step 2: Click on "Customer Service" tab (left side of screen)

Step 3: Click on "Fax Program Signup"

Step 4: Fill in appropriate information

Step 5: Click on "Sign Up For Fax Program"



ASSA ABLOY

The global leader in
door opening solutions

For Terms & Conditions and Warranty information pertaining to product sales in Canada, please visit www.assaabloy.ca/terms.

ACCEPTANCE

Norton reserves the right to decline an order, in whole or in part, when the type or quantity of goods or credit worthiness of the Purchaser is not satisfactory to us in our sole and absolute discretion. Purchase Orders, Quote Requests, Acknowledgements or the like issued by the Purchaser that have contrary standard terms and conditions are not binding on Norton, unless such terms and conditions are approved in a separate written agreement by Norton® authorized representatives. In the event of an acceptance of Purchaser's Purchase Order by Norton, the Purchaser agrees that such acceptance is solely conditioned on Purchaser's acceptance of the terms and conditions set forth in this instrument, regardless of the terms and conditions specified in Purchaser's Purchase Order. The terms and conditions in Purchaser's Purchase Order which conflict with the terms and conditions of this instrument shall be disregarded and are hereby rejected, and this instrument shall constitute the entire agreement between Norton and the Purchaser.

In the event that Norton does not enforce or require strict performance of any term or condition hereof, or of any other document, instrument or other agreement relating to goods sold, such lack of enforcement or requirement of strict performance will not waive, affect or diminish any right of Norton to enforce or require strict performance of such term or condition in the future.

PRICES

All prices are subject to change without notice and are not guaranteed. All shipments will be made at prices in effect at the time of shipment.

Possession of this price list does not constitute an agreement to sell. We reserve the right to correct clerical, stenographic and other obvious errors at any time.

TERMS

Invoices dated the 1st through the 15th will be due for 2% discount on the *10th of the following month. Invoices dated the 16th through the 31st will be due for 2% discount on the *25th of the following month. *Net immediately thereafter. (Norton retains the right to sell or to decline to sell to any Customer for any reason whatsoever that in its judgment is deemed sufficient.)

It is understood that Norton may impose and charge a finance charge which is the lesser of one and one-half percent (1-1/2%) per month or the highest rate allowed by law on any amount which becomes past due and delinquent. Additionally the Customer shall be responsible for all collection costs, court costs and reasonable attorney's fees (where allowed by law) in connection with the recovery of any delinquent amount.

FREIGHT

All orders are shipped FOB factory/warehouse, except as expressly provided below. When delivered to the Transportation Company, the Purchaser assumes the risk of loss or damage in transit.

Customer orders with net product value in excess of \$3,000.00 will be shipped prepaid by NORTON's carrier of choice to a single destination point in the United States. Orders for Norton and RIXSON goods can be combined on one purchase order to meet the \$3,000.00 minimum value for prepaid shipping.

Customer orders with net product value less than \$3,000.00 will be shipped prepaid by NORTON's carrier of choice and freight and handling charges will be added to the Customer's invoice.

A minimum freight and handling charge of \$25.00 will be charged on orders with net product value of \$600.00 or less.

For orders with net product value greater than \$600.00 and less than \$3,000.00, freight charges will be calculated as a percentage of the net invoice value and will be added to Customer's invoice. The percentage is based on the National U.S. Average On Highway Diesel Fuel Prices as reported by the US Department of Energy in effect at the beginning of each quarter. On the first Monday of each quarter, the new rate will be published on the NORTON and Door Security Solutions extranet and will go into effect on the 2nd Monday of the quarter. Please refer to the NORTON distributor extranet for the rate chart and information on the current freight charge percentage. The percentage in effect at the time of shipment of the order will be charged.

If a customer provides their own freight account # for the freight charges, NORTON will apply a handling fee of \$25.00 to the invoice.

Expedited shipping options – If the customer requests an expedited method of shipment such as "Next Day Air" the charges will be prepaid by NORTON and the full rate for the service, as published by the carrier, will be added to the customer's invoice.

Packing – NORTON will pack, mark and ship the products according to its standard procedures for shipment, unless the parties agree, in writing, that NORTON will comply with any special instructions provided by the customer. Special instructions must be submitted, in writing, at time of order placement. Compliance with special instructions may result in an increased price.

MINIMUM ORDER

Minimum order value for complete product is \$250.00 net product value. The minimum order value for parts orders is \$100.00 net product value. In the event that the net product value does not meet the required net minimum, NORTON may, at its sole discretion (a) apply a minimum order charge, (b) reject the order or (c) waive the minimum requirement provided that the waiver of the requirement for one order shall not constitute a waiver of the requirement for any future orders.

QUOTATIONS

If Norton elects to offer a quote, such quote will be valid for one hundred eighty (180) days. Complete shipment of the order must be accepted by Purchaser within standard lead times.

The quote number must be referenced on the order. Any invoiced order that has the incorrect discount applied to it and did not have the quote number written on the order will have a service fee of \$100.00 net DEDUCTED from any sales credit issued for the difference in discount.

The quote is null and void if the Purchase Order does not include **ALL** product lines listed on the quote or if the quantities for any item covered by the quote deviate by **10%** or more.

With the issuance and acceptance of a quote for the purchase of products, the Purchaser agrees that products so purchased will not be resold or transferred to any Distributor not authorized by Norton to sell its products. This would be inclusive of branches of the quoted Distributor. Failure to abide by this restriction may result in the Distributor's ineligibility for Quotations, or other actions in Norton's discretion.

Norton and its sales representatives reserve the right, in their sole discretion and for any reason, to refuse a Distributor's request to quote a price other than Norton standard list price and regardless of whether Norton or its sales representatives have previously quoted discounted prices to the Distributor on some or all of its orders.

NON-CATALOGED PRODUCTS

Products not cataloged or listed in this price book will be considered as special products, and will not be manufactured without prior written approval from Norton.

A minimum special handling charge of \$50.00 will be added for non-cataloged product. Any additional labor or material required will be charged accordingly.

Special products require special handling, and therefore standard lead times may not apply. Please consult with your Norton® Sales Representative for further details.

CHANGES/CANCELLATION OF ORDERS

Changes or cancellations to an order will result in a charge of costs for material and labor expenses that have been incurred prior to notification from Customer. If products have already been made and are located in the shipping room, the 45% restocking fee will apply. Handling charges are billed on Customer's original order.

All Non-Cataloged Goods and NORTON Quick Ship Orders may not be changed or cancelled.

All change requests for goods, other than for the reasons stated above, must be submitted in writing to Customer Service within two (2) business days of receipt of acknowledgment of the order.

For Terms & Conditions and Warranty information pertaining to product sales in Canada, please visit www.assaabloy.ca/terms.

ADD-ON ORDERS TO QUOTE

Any new order requesting special pricing to match an existing quote number, which has already been ordered, will be accepted up to sixty (60) days after the acknowledgement of the original order. All add-on orders must reference the original factory order number and the corresponding quote number to receive the quoted pricing discount. Add-on orders for stock will not be accepted.

PACKAGING

Many items are defined as to Case Lot Packaging or Minimum Order. The Case Lot policy does not apply to hardware to be used on a specific hardware project.

DELIVERY

Orders will be acknowledged and given a scheduled delivery date based on estimated manufacturing lead times. Complete information is required to process all orders. Orders with insufficient information for processing (i.e. door sizes, handing, etc.) may be subject to extended lead times which are relative to the time required in obtaining the necessary information for order processing. Manufacturing lead time will begin once all information is received to process an order. Norton will use reasonable efforts to deliver products as estimated, but makes no guarantees as to delivery dates.

Norton will not be liable for back charges incurred based on availability of product or as a result of delays in delivery caused by insufficient information required to process an order.

Norton will not be held responsible for delays in delivery caused by strikes, fires, floods or any other causes beyond our control, including the delivery of material to us. Under no circumstances shall Norton be liable or accountable for consequential damages due to failure of delivery.

CLAIMS

In the event of Company or Customer error, claims for shortages, pricing errors and/or incorrectly filled orders must be submitted in writing to Customer Service within thirty (30) days from receipt of material.

Any claims for shortages or damage by the Carrier must be made by the Customer directly to the Carrier.

INVOICE DEDUCTION

A NORTON Sales Representative or Customer Service Representative must be notified of any disputed invoices within sixty (60) days from the date of invoice. Deductions should only be taken for the disputed amount and the balance of the invoice is due and payable within standard payment terms.

RETURNED GOODS

It is the policy of Norton to not accept returns of any materials that are correctly furnished as per the Distributor's Purchase Order. Return of product due to customer order error or accommodation must be pre-arranged with Norton and approved in writing by Sales Management.

All products returned as "Goodwill" must meet the following criteria to be considered a return:

- Be in original, unmarked and undamaged cartons.
- Be valued in excess of \$250.00 net.
- Shipped and invoiced within the previous 120 days.
- Custom orders and non-cataloged goods, are not returnable.

A **MINIMUM** restocking fee of **45%** will be charged. Upon receipt and verification by Norton that the returned merchandise meets the foregoing conditions, a credit will be issued for the original invoice amount less the **MINIMUM 45%** restocking fee. Defective goods and "Goodwill" products that meet the foregoing criteria may be returned by fulfilling the following conditions:

- Send an RGA request in writing to the NORTON Sales Representative serving the Purchaser's area.
- Ensure the RGA labels that are sent to Purchaser by Norton are visible on return goods shipment.

- Ensure that the RGA number appears on the return shipment label and is legible.
- Return the authorized merchandise within sixty (60) days from the date of RGA issuance date.
- Return shipments must be freight prepaid to the location specified on the RGA. Norton is not liable for damages to product during shipping.

No credit may be taken or issued prior to RGA approval and receipt of product. All defective goods within the terms of our limited warranty may be returned for credit or replacement.

TAXES

Prices do not include any present or future Federal, State, or Local property, license, privilege, sales, use, excise, gross receipts or other like taxes or assessments, which may result from transactions or any services performed in connection herewith.

GOVERNING LAW

The rights and obligations of the parties shall be governed by the laws of the State of North Carolina, excluding any conflicts of law provisions. The United Nations Convention on Contracts for the International Sale of Goods shall not apply to this Agreement.

LIMITED WARRANTY

The Terms and Conditions outlined above are subject to Norton's Limited Warranty, which is included in this Price List and incorporated herein by reference.

PRODUCT MODIFICATIONS

NORTON products are not designed or intended for aftermarket modification. The warranty on NORTON products becomes void if the product is modified in any way, regardless of whether the modification causes or contributes to any alleged defect. Warranty voiding modifications include, but are not limited to, third-party electrification of non-electric products and/or the installation of non-approved or non-Norton components.

If a NORTON product is modified it no longer meets industry certification and quality control standards applicable to the original product and is no longer a genuine NORTON product. A modified product may not be sold as a NORTON product and no NORTON trademarks or certification marks based on the original NORTON product, such as U.L. or ANSI/BHMA marks, may appear anywhere on the modified product or on any packaging, literature, or instructions sold with the modified product.

All original NORTON packaging and literature carries NORTON trademarks and must be destroyed if the original NORTON product is modified. Portions of the product that carry a NORTON trademark or certification mark must be discarded and/or replaced by the party making the modification. U.L. and other certification testing and marking are also the responsibility of the party making modification. The use of NORTON trademarks on modified products constitutes trademark infringement.

TECHNICAL INFORMATION AND ADVICE

(a) All designs, data, and specifications provided by Company are proprietary and will not be disclosed or reused by Customer without the prior written consent of Company; (b) Company assumes no obligation or liability for any advice given by Company, the results obtained, or damages incurred, and all such advice is given and accepted at Customer's risk.

RETROFITTING FIRE DOOR APPLICATIONS

Any retrofit or other field modification to a fire rated opening can potentially impact the fire rating of the opening and NORTON makes no representations or warranties concerning what such impact may be in any specific situation. When retrofitting any portion of an existing fire rated opening, or specifying and installing a new fire-rated opening, please consult with a code specialist or local code official (Authority Having Jurisdiction) to ensure compliance with all applicable codes and

For Terms & Conditions and Warranty information pertaining to product sales in Canada, please visit www.assaabloy.ca/terms.

LIMITED WARRANTY

Yale Security Inc® (the “Company”) warrants that its products sold under the NORTON trade name in the United States of America are free from defects in workmanship and materials under normal use and service.

This warranty does not cover defects or damage arising from improper installation, lack of or improper maintenance, improper storage, shipping and handling, ordinary wear and tear, misuse, abuse, accident, unauthorized service, use with unauthorized non-Norton products or parts or the effects of erosion, or corrosion on the finish. This warranty is void if any modification is made to the product, regardless of whether the modification causes or contributes to the alleged defect. All modifications are made at the risk of the party making the modification.

The only liability of the Company in tort or contract whether under this warranty or otherwise shall be limited to the repair or replacement of any product or component part which shall prove defective as covered by this warranty.

The warranty period after delivery to the original purchaser in all cases is as follows:

NORTON Door Controls:

5600 Series.	1 year
5700, 5800 ADAEZ®, 5900 (Discontinued Sept. 2017), 6000, 6300, 7100SZ SafeZone®, 7200 Electromechanical, 7700 PowerTrack® Series	2 years
160, 1700, 9300BC Series	5 years
78B/F, 210, 410, 2800ST, 7900 Series.	10 years
1600 Series.	25 years*
7500, 7700 (discontinued Jan. 2015), 8000, 9500, 9540 Series.	25 years*
Aluminum shells of all NORTON door controls (in the building in which originally installed)	Life of building

The Company will not pay for the cost of repair performed other than in accordance with this warranty. Written notice of a product or component part believed to be defective as covered by this warranty should be sent to Yale Security, Inc. 1902 Airport Road, Monroe, NC 28110, and should include your name and address, an identification of the product or component part and a brief description of the defect. Upon receipt of such notice, the Company will inform you where to ship such product or component part, shipping charges prepaid, for examination and, in the event such examination reveals defect covered by this warranty, the product will be repaired or replaced.

THIS WARRANTY IS IN LIEU OF ALL OTHER EXPRESS WARRANTIES. TO THE EXTENT PERMITTED BY LAW, ALL IMPLIED WARRANTIES ARE LIMITED TO THE DURATION OF THIS WARRANTY. YALE SECURITY INC. SHALL NOT BE LIABLE FOR ANY INCIDENTAL OR CONSEQUENTIAL DAMAGES.

SOME STATES DO NOT ALLOW LIMITATIONS ON HOW LONG AN IMPLIED WARRANTY LASTS OR THE EXCLUSION OR LIMITATION OF INCIDENTAL OR CONSEQUENTIAL DAMAGES, SO THE ABOVE LIMITATIONS OR EXCLUSIONS MAY NOT APPLY TO YOU. THIS WARRANTY GIVES YOU SPECIFIC LEGAL RIGHTS, AND YOU MAY ALSO HAVE OTHER RIGHTS, WHICH VARY FROM STATE TO STATE.

*Product must be manufactured after August 1, 2012.

The following policy ("Policy") of ASSA ABLOY Americas ("ASSA ABLOY"), and all of its affiliated group companies (collectively, the "Group Companies"), applies to the use of certain intellectual property of all such Group Companies, including all trademarks, names, logos, product images, and related information (the "ASSA ABLOY Marks"). ASSA ABLOY Marks are proprietary and critical to the success of ASSA ABLOY and the Group Companies, and may only be used in strict compliance with this Policy. This Policy covers any person or entity reselling any product of any Group Company with the consent of such Group Company (each, an "Approved Reseller"). Each Approved Reseller has a non-exclusive right to use certain of the ASSA ABLOY Marks relating to any of the Group Companies for which it is an Approved Reseller, subject to the following conditions:

- (1) Approved Reseller's use of ASSA ABLOY Marks must be truthful, fair, and not misleading;
- (2) Approved Reseller's advertising must clearly indicate that it is advertising of the Approved Reseller, and is not advertising of ASSA ABLOY;
- (3) Approved Reseller may not use any ASSA ABLOY Marks as part of or in connection with a domain name;
- (4) Approved Reseller's advertising must not imply or suggest an association between the Approved Reseller and ASSA ABLOY other than that of buyer and seller;
- (5) Approved Reseller's use of ASSA ABLOY Marks must be a positive representation of ASSA ABLOY, the Group Companies, and their products;
- (6) Approved Reseller's trade name must be more predominant on Approved Reseller's advertising than the ASSA ABLOY Marks;
- (7) Approved Reseller's use of ASSA ABLOY Marks must include the trademark symbol ® or TM, as appropriate, along with the following trademark legend printed in legible text on the Web page or document containing ASSA ABLOY Marks: "[describe ASSA ABLOY Marks] are trademarks or registered trademarks of ASSA ABLOY, Inc. or one of its affiliates in the United States and other countries.";
- (8) Approved Reseller must not make modifications of any ASSA ABLOY Marks; and
- (9) Approved Reseller may use only ASSA ABLOY Marks associated with the Group Companies for which it is an Approved Reseller (e.g., an Approved Reseller that sells Group Company X products but not Group Company Y products may use Group Company X trademarks in connection with its sale of Group Company X products, but may not use Group Company Y trademarks).

ASSA ABLOY reserves the right to review Approved Reseller's usage of ASSA ABLOY Marks at any time and may:

- (a) require changes to the use of ASSA ABLOY Marks at any time in its sole discretion, which changes must be implemented within 30 days of written notice to Approved Reseller;
- (b) condition the use of ASSA ABLOY Marks on ASSA ABLOY's prior approval of such use, which approval may be withheld in its sole discretion;
- (c) revoke permission to use ASSA ABLOY Marks at any time for any or no reason upon 30 days prior written notice to Approved Reseller; and
- (d) revoke permission to use ASSA ABLOY Marks immediately upon notice to Approved Reseller in the event Approved Reseller is in violation of this Policy, or of any other agreement with ASSA ABLOY or any Group Company.

Approved Reseller's right to use ASSA ABLOY Marks in no way conveys to Approved Reseller any proprietary or economic interest in any ASSA ABLOY Marks. Use of ASSA ABLOY Marks in violation of this Policy may result in severe civil and criminal liabilities. ASSA ABLOY will vigorously enforce this Policy by seeking all appropriate legal remedies, including, but not limited to, pecuniary damages and injunctive relief.

Norton offers waterborne acrylic, polyester powder coat and plated finishes. Custom finishes are available on special order. Not every finish is available on every closer series; please refer to product catalog or customer service for confirmation.

ANSI/BHMA	DESCRIPTION
689	Aluminum
690	Dark Bronze
691	Light Bronze
693	Black
694	Medium Amber
696	Satin Brass
613E	Dark Oxidized Satin Bronze - Equivalent
600	Prime Coat
N/A	556 White ²
BSP	Black Suede Powder Coat

Closer bodies and plastic covers are available in waterborne acrylic finishes; arms and metal covers are available in powder coat or plated finishes.

ADDITIONAL PLATING CHARGES	
SERIES 8501, 7500, 9500	605, 606, 611, 612, 619, 625, 626
Arm	ADD \$317.00
*Cover - Metal	ADD \$218.00
Drop Plates	ADD \$191.00
Sex Nuts	ADD \$30.00
Soffit Plates	ADD \$97.00

*Metal cover suffix "M" to closer model number. Cost of metal cover included in additional charge.

SPECIAL FINISHES: CONTACT FACTORY FOR AVAILABILITY AND PRICE. MINIMUM OF FIFTY (50) UNITS.

600: special rust inhibiting prime coat.	ADD \$36.00
LEAD LINED METAL COVER	ADD \$179.00
GROMMET NUTS¹: Suffix "TBGN" to model number Ordered with closer - PKG of 4 each	N/C
SEX NUTS¹: Bolts excluded Ordered with closer - Sprayed Steel - PKG of 4 each Ordered with closer - Stainless Steel - PKG of 4 each	ADD \$2.00 ADD \$82.00
Torx® TOOL KIT #20-0040-0868-005 Includes one handle/driver and six bits; T10, T15, T20, T25, T27 and T30 Note: Furnished no charge with first 30 closers. Another kit furnished with each additional 52 closers.	ADD \$181.00

¹See page 53 for packages.

²556 white is only available on 9500, 7500, 8000, 1600 and 1700BC Series closers.

DOOR CLOSER PAINT (PRICE PER CAN)

(12 cans per carton)

MODEL NO.	PRODUCT DESCRIPTION	LIST PRICE
1A	Aluminum Spray Paint (689)	\$36.00
2BZ	Light Bronze Spray Paint (691)	
5S	Dark Bronze (STAT) Spray Paint (690)	
6SB	Gold Spray Paint (696)	

ASSA ABLOY

The global leader in door opening solutions

ANSI/BHMA	DESCRIPTION
605^	Bright Brass
606^	Satin Brass
611^	Bright Bronze
612^	Satin Bronze
619^	Satin Nickel
625^	Bright Chrome
626^	Satin Chrome

^ Designates plated finishes.


ADDITIONAL PLATING CHARGES	
SERIES 1600BC, 1601	605, 606, 611, 612, 619, 625, 626
Arm	ADD \$317.00

ADDITIONAL PLATING CHARGES	
SERIES 7900, 7970	605, 606, 611, 612, 619, 625, 626
Arm	ADD \$317.00
Dress Plates	ADD \$317.00



#2 DOOR HOLDER

MODEL NO.	PRODUCT DESCRIPTION	APPROX. SHIPPING WEIGHT (lbs)	LIST PRICE
#2	Door Holder	3	\$229.00
#2 x 1618D	Door Holder x 1618D Bracket		
9-B, 9-B/C, 9-E/F	Adaptor Plates		\$94.00



78-B/F SERIES

(4 per case)

NON-HOLD OPEN

MODEL NO.	PRODUCT DESCRIPTION	APPROX. SHIPPING WEIGHT (lbs)	LIST PRICE
78B/D-RA	Regular Arm	10	\$1,073.00
78E/F-RA			
78B/D-PA	Parallel Arm		
78E/F-PA			
78B/D-DA*	Delayed Action (Regular Arm Only)		\$1,115.00
78E/F-DA*			
78B/D-PRA	Parallel Rigid Arm		\$1,095.00
78E/F-PRA			
^UNI78B/D	Unitrol® Arm	13	\$1,300.00
^UNI78E/F			

HOLD OPEN

78B/D-HA	Regular 90° - 180° Holder Arm	11	\$1,117.00
78E/F-HA			
78B/D-PHA	Parallel 90° - 180° Holder Arm		
78E/F-PHA			
78B/D-PRHA	Parallel Rigid Hold Open Arm	\$1,148.00	
78E/F-PRHA			
^UNI78B/D-H	Unitrol® Hold Open Arm	13	\$1,376.00
^UNI78E/F-H			

^When Ordering Specify Door Width. *Specify hand - not field reversible.

ASSA ABLOY

The global leader in
door opening solutions

List price effective January 1, 2019

BACKPLATES AND DROP PLATES

MODEL NO.	PRODUCT DESCRIPTION	LIST PRICE
88	Parallel Arm Drop Plate	\$99.70
9-B	Adaptor Plate	\$94.00
9-B/C		
9-E/F		

ACCESSORIES

MODEL NO.	PRODUCT DESCRIPTION	LIST PRICE
#1-B/F	Soffit Bracket	\$167.00
#2-B/F	Corner Bracket	\$176.00
#5-B/F		
#6-B/F		
	Adjustable Bracket	
#7-B/F	Offset Adjustable Bracket	\$256.00
#8-B/F	Combination Bracket	\$176.00
*1618	Standard Soffit Plate, Non-Hold Open	\$29.80
*2018	Soffit Bracket (Mounting Between Doors)	\$42.00
*2018B	Narrow Frame/Removable Stop Soffit Plate	
*2018D	Blade/Applied Stop Soffit Plate	
*2018S	Extra-Clearance Offset Soffit Plate	
*2019L	Flush Rabbeted Transom Angle Bracket	\$31.00
^2019S	Standard Spacer Block	\$9.70
*2022	Flush Transom Angle Bracket	\$42.00
*2403B	Molded/Bull Nose Trim Bracket	
*2403-3/4		
80		
**6190	Unitrol® Soffit Plate Support Bracket	\$45.70
6191	Unitrol® Wide Frame Reinforcing Kit	\$57.30
6890	Narrow Frame Support Bracket	\$52.40
6891	Clearance/Support Blade Stop	

*No charge when ordered with closer.

**Furnished standard with all Parallel Arm Unitrols, no extra.

^ Furnished standard with NHO and HO heavy-duty arms (PRA, PRHA)
When ordering 6191 in place of 6190, no extra.

ASSA ABLOY

The global leader in
door opening solutions

List price effective January 1, 2019



160 SERIES

MODEL NO.	PRODUCT DESCRIPTION	APPROX. SHIPPING WEIGHT (lbs)	LIST PRICE
161BFxTPN	Tri-Packed (Regular, Parallel, Top Jamb Mounting), Adjustable size 1-4, Non-Hold Open	6	\$193.00
161BFxOP2	Tri-Packed (Regular, Parallel, Top Jamb Mounting), Adjustable size 1-4, Non-Hold Open, Packed with Cover		\$216.00
164xTPN	Tri-Packed (Regular, Parallel, Top Jamb Mounting), Size 4, Non-Hold Open		\$180.00
161BFxTPH	Tri-Packed (Regular, Parallel, Top Jamb Mounting), Adjustable size 1-4, Hold Open		\$237.00

ACCESSORIES

MODEL NO.	PRODUCT DESCRIPTION	LIST PRICE
160P	Cover	\$19.00



210 SERIES

Adjustable spring sizes 1-6

MODEL NO.	PRODUCT DESCRIPTION	APPROX. SHIPPING WEIGHT (lbs)	LIST PRICE
210xTPN	Tri-Packed (Regular, Parallel, Top Jamb Mounting); Non-Hold Open	6.5	\$233.00
210xTPH	Tri-Packed (Regular, Parallel, Top Jamb Mounting); Hold Open		\$277.00
210xHDN	Heavy-Duty, Non-Hold Open Arm with Removable Stop	7.75	\$289.00
210xHDH	Heavy-Duty, Hold Open Thumbturn Arm with Removable Stop		\$343.00

ACCESSORIES

MODEL NO.	PRODUCT DESCRIPTION	LIST PRICE
210P	Cover	\$27.00
SP210	Screw pack (TPN arm)	\$12.00

ASSA ABLOY

The global leader in
door opening solutions



410 SERIES

Adjustable spring sizes 1-6


MODEL NO.	PRODUCT DESCRIPTION	APPROX. SHIPPING WEIGHT (lbs)	LIST PRICE
410xTPN	Tri-Packed (Regular, Parallel, Top Jamb Mounting); Non-Hold Open	12	\$410.00
410xTPH	Tri-Packed (Regular, Parallel, Top Jamb Mounting); Hold Open		\$439.00
410DAxTPN	Tri-Packed, Non-Hold Open, Delayed Action	12	\$450.00
410xHDN	Heavy-Duty, Non-Hold Open Arm with Removable Stop	14	\$461.00
410xHDH	Heavy-Duty, Hold Open Arm with Removable Stop		\$490.00
410xCPS	Heavy-Duty, Non-Hold Open Arm w/ Removable Stop and Spring Buffer	14	\$578.00
410xCPST	Heavy-Duty, Hold Open Arm w/ Removable Stop and Spring Buffer	14	\$607.00

BACKPLATES AND DROP PLATES

MODEL NO.	PRODUCT DESCRIPTION	LIST PRICE
410RDP	Narrow Frame Drop Plate (Regular Arm)	\$85.00
410PDP	Narrow Top Rail Drop Plate (Parallel Arm)	

ACCESSORIES

MODEL NO.	PRODUCT DESCRIPTION	LIST PRICE
410COV	Cover	\$28.00



1600BC SERIES – Specify Size 3 or 4

(6 per case)

NON-HOLD OPEN

MODEL NO.	PRODUCT DESCRIPTION	APPROX. SHIPPING WEIGHT (lbs)	LIST PRICE
1600BC	Regular, Parallel, Top Jamb to 3" Reveal	8	\$236.00
J1600BC	Top Jamb Only, Reveals 2-3/4" to 7"		
1680BC	Regular Low Profile Arm		
P1680BC	Parallel Low Profile Arm		
PR1600BC	Parallel Rigid Arm	9	\$258.00
CLP1600BC	CloserPlus® Arm		\$295.00
CPS1600BC	CloserPlus Spring™ Arm		\$438.00
^UNI1600BC	Unitrol® Door Control	10	\$463.00
*UNIJ1600BC	Top Jamb, Unitrol® Door Control		\$503.00
CA1600BC	Cushion Stop Arm	8	\$295.00

HOLD OPEN

1600BCH	Regular, Parallel, Top Jamb to 3" Reveal	8	\$280.00
J1600BCH	Top Jamb Only, Reveals 2-3/4" to 6-3/4"		
PR1600BCH	Parallel Rigid Arm (Handed)	9	\$311.00
CLP1600BCT	CloserPlus® Arm		\$350.00
CPS1600BCT	CloserPlus Spring™ Arm		\$494.00
^UNI1600BCH	Unitrol® Door Control	10	\$539.00
*UNIJ1600BCH	Top Jamb, Unitrol® Door Control		\$590.00

*When Ordering Specify Reveal.

^When Ordering Specify Door Width.

Note: Sex Nuts furnished standard with PR, CLP, CPS and UNI arms.

OPTION

P	Cover suffix "P" to model number	Add \$19.00
---	----------------------------------	-------------

ASSA ABLOY

The global leader in
door opening solutions

List price effective January 1, 2019

1601 SERIES – Adjustable Sizes 1 thru 6

(6 per case)

NON-HOLD OPEN

MODEL NO.	PRODUCT DESCRIPTION	APPROX. SHIPPING WEIGHT (lbs)	LIST PRICE
1601	Regular, Parallel, Top Jamb to 3" Reveal	8	\$236.00
J1601	Top Jamb Only, Reveals 2-3/4" to 7"		
1681	Regular Low Profile Arm		
P1681	Parallel Low Profile Arm		
PR1601	Parallel Rigid Arm	9	\$258.00
CLP1601	CloserPlus® Arm		\$295.00
CPS1601	CloserPlus Spring™ Arm		\$438.00
^UNI1601	Unitrol® Door Control	10	\$463.00
*UNIJ1601	Top Jamb, Unitrol® Door Control		\$503.00
CA1601	Cushion Stop Arm	8	\$295.00

HOLD OPEN

1601H	Regular, Parallel, Top Jamb to 3" Reveal	8	\$280.00
J1601H	Top Jamb Only, Reveals 2-3/4" to 6-3/4"		
PR1601H	Parallel Rigid Arm (Handed)	9	\$311.00
CLP1601T	CloserPlus® Arm		\$350.00
CPS1601T	CloserPlus Spring™ Arm		\$494.00
^UNI1601H	Unitrol® Door Control	10	\$539.00
*UNIJ1601H	Top Jamb, Unitrol® Door Control		\$590.00

*When Ordering Specify Reveal.

^When Ordering Specify Door Width.

Note: Sex Nuts furnished standard with PR, CLP, CPS and UNI arms.

OPTIONS

P	Cover suffix "P" to list number	Add \$19.00
---	---------------------------------	-------------

1600BCSS SERIES - Specify Size 3 or 4

(6 per case)

NON-HOLD OPEN

MODEL NO.	PRODUCT DESCRIPTION	APPROX. SHIPPING WEIGHT (lbs)	LIST PRICE
1600BCSS	Regular, Top Jamb to 3" Reveal	8	\$597.00
P1600BCSS	Parallel Arm		
J1600BCSS	Top Jamb Only, Reveals 2-3/4" to 7"		

1601SS SERIES - Adjustable Sizes 1 thru 6

(6 per case)

NON-HOLD OPEN

MODEL NO.	PRODUCT DESCRIPTION	APPROX. SHIPPING WEIGHT (lbs)	LIST PRICE
1601SS	Regular, Top Jamb to 3" Reveal	8	\$597.00
P1601SS	Parallel Arm		
J1601SS	Top Jamb Only, Reveals 2-3/4" to 7"		

Stainless Steel Closers not discounted beyond 50%. Excluded from Buying Program.

1601SS OPTIONS ONLY

P	Cover suffix "P" to model number (Stainless Steel cover not available)	Add \$19.00
---	--	-------------

BACKPLATES AND DROP PLATES

MODEL NO.	PRODUCT DESCRIPTION	LIST PRICE
1687	Low Ceiling Clearance Drop Plate	\$41.00
1688	Overhead Holder or Narrow Top Jamb Drop Plate	
1688C	Parallel Arm Drop Plate (used when optional cover is supplied)	
1699	Retrofit Adaptor Plate	\$50.00
2017		\$33.20

ACCESSORIES*

MODEL NO.	PRODUCT DESCRIPTION	LIST PRICE
*1618A	Standard Soffit Plate, Non-Hold Open	\$25.30
1618A-SS	Stainless Steel Soffit Plate	\$62.30
*1628H	Standard Soffit Plate, Hold Open	\$25.30
1647	Corner Bracket	\$122.00
*2018	Soffit Bracket (Mounting Between Doors)	\$42.00
*2018B	Narrow Frame/Removable Stop Soffit Plate	
*2018D	Blade/Applied Stop Soffit Plate	
*2018S	Extra Clearance Offset Soffit Plate	
*2019L	Flush Rabbeted Transom Angle Bracket	\$31.00
2022	Flush Transom Angle Bracket	\$42.00
^2019S	Standard Spacer Block	\$9.70
2019S-7/8	Spacer Block for use w/ 5/8" Stop and 1/4" Weatherstrip (PR, CLP, CPS only)	\$21.00
2019S-25	Spacer Block for Wide Soffit and 1/4" Weatherstrip (PR, CLP, CPS only)	\$31.90
*2403B	Molded/Bull Nose Trim Bracket	\$42.00
*2403-3/4		
80		
**6190	Unitrol® Soffit Plate Support Bracket	\$45.70
6191	Unitrol® Wide Frame Reinforcing Kit	\$57.30
6191B-25	Unitrol® Wide Frame Reinforcing for Wide Soffit and 1/4" Weatherstrip	\$101.30
6890	Narrow Frame Support Bracket	\$52.40
6891	Clearance/Support Blade Stop	
1600P	Plastic Cover	\$40.00
1639	Pinion Cap	\$5.00

* No charge when ordered with closer.

** Furnished regularly with all Parallel Arm Unitrols, no extra.

^ Furnished standard with NHO and HO heavy-duty arms (PR, CLP, CPS).
When ordering 6191 in place of 6190, no extra.



1700BC SERIES – Sizes 1 thru 4

(10 per case)

MODEL NO.	PRODUCT DESCRIPTION	APPROX. SHIP WT. (lbs)	LIST PRICE
1700BC	Regular, Parallel, Top Jamb, Non-Hold Open	3-1/2	\$227.00
J1700BC	Top Jamb Only, Reveals 4-7/8" to 6-7/8", Non-Hold Open		
1700BCH	Regular, Parallel, Top Jamb, Hold Open	4	\$260.00
J1700BCH	Top Jamb Only, Reveals 4-7/8" to 6-7/8", Hold Open		

DROP PLATES

MODEL NO.	PRODUCT DESCRIPTION	LIST PRICE
1746, 1748	Drop Plate	\$34.00
1756, 1757, 1758		\$75.00

ACCESSORIES

MODEL NO.	PRODUCT DESCRIPTION	LIST PRICE
17P	Cover	\$30.00
1739	Pinion Cap	\$5.10
1788	Parallel Arm Adaptor Plate Hold Open	\$19.00
1789	Parallel Arm Bracket	\$15.00

OPTION

COV	Cover ordered with closer suffix "COV" to 1700BC	Add \$5.00
-----	--	------------



2800ST CAM ACTION

MODEL NO.	PRODUCT DESCRIPTION	APPROX. SHIP WT. (lbs)	LIST PRICE
2800ST	Pull Side, Non-Hold Open	8	\$558.00
2800STH	Pull Side, Hold Open		\$584.00
PS2800ST	Push Side, Non-Hold Open		\$558.00
PS2800STH	Push Side, Hold Open		\$584.00

DROP PLATE AND RETROFIT PLATE

MODEL NO.	PRODUCT DESCRIPTION	LIST PRICE
2888	Push Side, Drop Plate	\$47.00

ASSA ABLOY

The global leader in
door opening solutions

List price effective January 1, 2019



7500 SERIES - Adjustable Sizes 1 thru 6

(4 per case)

NON-HOLD OPEN

MODEL NO.	PRODUCT DESCRIPTION	APPROX. SHIPPING WEIGHT (lbs)	LIST PRICE
7500	Regular, Parallel or Top Jamb to 3" Reveal	13	\$510.00
S7500	Regular Arm Application Only		
JS7500	Top Jamb Application Only; 3" Maximum Reveal		
P7500	Parallel Arm Application Only		
J7500	Top Jamb Only, Reveals 2-3/4" to 7" (to 150°), 7786 Backplate Included		
JL7500	Top Jamb Only, Reveals 2-3/4" to 7" (to 180°), 7786 Backplate Included		
J7530	Top Jamb Only, Reveals 0-3", 7786 Backplate Included		
7580	Regular Low Profile Arm		
P7580	Parallel Low Profile Arm		
7500ST	Pull Side Slide Track		\$569.00
7540ST	Pull Side, Low Profile Slide Track		
PS7500ST	Push Side Slide Track		
PS7540ST	Push Side, Low Profile Slide Track		
PR7500	Parallel Rigid Arm	14	\$532.00
CLP7500	CloserPlus® Arm		\$569.00
CPS7500	CloserPlus Spring™ Arm		\$712.00
^UNI7500	Unitrol® Door Control	15	\$737.00
*UNIJ7500	Top Jamb, Unitrol® Door Control		\$777.00

*When Ordering Specify Reveal.

^When Ordering Specify Door Width.

Note: Sex Nuts furnished standard with PR, CLP, CPS and UNI arms.

ASSA ABLOY

7500 SERIES - Adjustable Sizes 1 thru 6

(4 per case)

HOLD OPEN

MODEL NO.	PRODUCT DESCRIPTION	APPROX. SHIPPING WEIGHT (lbs)	LIST PRICE
7500H	Regular, Parallel or Top Jamb to 3" Reveal	13	\$554.00
J7500H	Top Jamb Only, Reveals 2-3/4" to 6-3/4" (to 150°)		
JL7500H	Top Jamb Only, Reveals 2-3/4" to 6-3/4" (to 180°)		
7500STH	Pull Side Slide Track		\$608.00
7540STH	Pull Side, Low Profile Slide Track		
PS7500STH	Push Side Slide Track		
PS7540STH	Push Side, Low Profile Slide Track		
PR7500H	Parallel Rigid Arm (Handed)	14	\$585.00
CLP7500R	CloserPlus Ramp™ Arm		\$624.00
CLP7500T	CloserPlus® Arm		\$768.00
CPS7500T	CloserPlus Spring™ Arm		\$813.00
^UNI7500H	Unitrol® Door Control	15	\$864.00
*UNI7500H	Top Jamb, Unitrol® Door Control		\$864.00

*When Ordering Specify Reveal.

^When Ordering Specify Door Width.

Note: Sex Nuts furnished standard with PR, CLP, CPS and UNI arms.

7500SS SERIES (Non-Hold Open Only)

(4 per case)

MODEL NO.	PRODUCT DESCRIPTION	APPROX. SHIPPING WEIGHT (lbs)	LIST PRICE
7500SS	Regular Arm or Top Jamb to 3" Reveal	14	\$1,067.00
P7500SS	Parallel Arm		
J7500SS	Top Jamb, Reveals 2-3/4" to 7"		

Stainless Steel Closers not discounted beyond 50%. Excluded from Buying Program.

OPTIONS

DA	Delayed Action suffix "DA" to model number	Add \$42.00
PRO	Offset Soffit Plate prefix "PRO" to model number (N/A in Stainless Steel)	Add \$26.00
EBC	Enhanced Backcheck suffix "EBC" to model number	Add \$33.00
M	Metal Cover suffix "M" to model number (N/A in Stainless Steel)	Add \$5.00
G	ABS Plastic Cover suffix "G" to model number	
MLL	Lead Lined Metal Cover	Add \$179.00
DE	Double Egress suffix "DE" to Slide Track model number (handed) hinge side only. (N/A in Stainless Steel)	Add \$78.00
R	Regular rigid heavy-duty arm prefix "R" to model number. Torx® screws not included (N/A in Stainless Steel) - See page 54 for Torx® screw packages.	Add \$44.00

ASSA ABLOY

The global leader in
door opening solutions

List price effective January 1, 2019

ACCESSORIES

MODEL NO.	PRODUCT DESCRIPTION	LIST PRICE
*1618	Standard Soffit Plate, Non-Hold Open	\$29.80
1618A-SS	Stainless Steel Soffit Plate	\$62.30
*1628H	Standard Soffit Plate, Hold Open	\$25.30
*2018	Soffit Bracket (Mounting Between Doors)	\$42.00
*2018B	Narrow Frame/Removable Stop Soffit Plate	
*2018D	Blade/Applied Stop Soffit Plate	
*2018S	Extra-Clearance Offset Soffit Plate	
~*2019L	Flush Rabbeted Transom Angle Bracket	\$31.00
~^2019S	Standard Spacer Block	\$9.70
2019S-7/8	Spacer Block for use w/ 5/8” Stop and 1/4” Weatherstrip (PR, CLP, CPS only)	\$21.00
2019S-25	Spacer Block for Wide Soffit and 1/4” Weatherstrip (PR, CLP, CPS only)	\$31.90
*2022	Flush Transom Angle Bracket	\$42.00
*2403B	Molded/Bull Nose Trim Bracket	
*2403-3/4		
80		
**6190	Unitrol® Soffit Plate Support Bracket	\$45.70
6191	Unitrol® Wide Frame Reinforcing Kit	\$57.30
6191B-25	Unitrol® Wide Frame Reinforcing for Wide Soffit and 1/4” Weatherstrip	\$101.30
~6890	Narrow Frame Support Bracket	\$52.40
~6891	Clearance/Support Blade Stop	

* No charge when ordered with closer.

** Furnished regularly with all Parallel Arm Unitrols, no extra.

^ Furnished standard with NHO and HO heavy-duty arms (PR, CLP, CPS).

When ordering 6191 in place of 6190, no extra.

When ordering 6191 in place of 6190, no extra.

~Also available with 7570 Security Closers

COVERS

7700P	7500 Series Plastic Covers - Painted	\$37.00
7700PG	7500 Series ABS Plastic Covers - Painted	\$42.00
7700M	7500 Series Metal Covers - Painted	
J7700M	J7500 Series Metal Covers - Painted (Handed)	
7700M	7500 Series Metal Covers - Plated	\$260.00
J7700M	J7500 Series Metal Covers - Plated (Handed)	

BACKPLATES AND DROP PLATES

MODEL NO.	PRODUCT DESCRIPTION	LIST PRICE
7786	Narrow Frame Drop Plate	\$87.00
7786OH	Overhead Door Holder Drop Plate	
7786JP	Slide Track Backplate	
7787	Low Ceiling Clearance Drop Plate	
7788	Narrow Top Rail Drop Plate	
7789	Adapter Plate	
7790	Adaptor Plate for Converting 7404-5-6	\$216.00
7797	Extra Drop Mounting Bracket	
7798	Standard Drop Corner Bracket	

RETROFIT PLATES

MODEL NO.	PRODUCT DESCRIPTION	LIST PRICE
RP75-4040	Replaces LCN 4040	\$79.00
RP75-4010	Replaces LCN 4010	
RP75-M2020	Replaces Rixson® M2020	

SPECIAL APPLICATION CLOSERS

MODEL NO.	PRODUCT DESCRIPTION	APPROX. SHIPPING WT.	LIST PRICE
7706STP	Slider Arm Pocket Door	13	\$646.00
7706EPSTP			
7706DLP	Double Lever Pocket Door (Up to 36" Door)		
7706EPDLP	Double Lever Pocket Door (37" to 48" Door)		

7570 SERIES WITH SECURITY ARM, SECURITY COVER AND TORX® SCREWS
– Adjustable Sizes 1 thru 6 – Specify Hand

(2 per case)

MODEL NO.	PRODUCT DESCRIPTION	APPROX. SHIPPING WEIGHT (lbs)	LIST PRICE
7570	Regular Rigid Arm	11	\$694.00
PR7570	Parallel Rigid Arm	12	\$716.00
CLP7570	CloserPlus® Arm		\$753.00
CPS7570	CloserPlus Spring™ Arm		\$896.00
CLP7570T	CloserPlus® Arm w/ Thumbturn Hold Open	13	\$808.00
CPS7570T	CloserPlus Spring™ Arm w/ Thumbturn Hold Open		\$952.00
UNI7570	Unitrol® Arm		\$921.00
7570ST	Pull Side Slide Track	12	\$753.00
PS7570ST	Push Side Slide Track		

OPTIONS

DA	Delayed Action suffix "DA" to model number	Add \$42.00
EBC	Enhanced Backcheck suffix "EBC" to model number	Add \$33.00

SECURITY COVERS

7770MRR	Regular Arm, Right Hand	\$147.00
7770MRL	Regular Arm, Left Hand	
7770MPR	Parallel Arm, Right Hand	
7770MPL	Parallel Arm, Left Hand	

DROP PLATES

7776	Security Drop Plate	\$88.00
7778		\$172.00

Security Closers are 50% off list only unless special factory quotation applies.

Security Closers are excluded from buying programs.

NOTE: Refer to page 24 for Accessories.

SIZED AND MULTI-SIZED UNITS AVAILABLE

7900 SERIES - Specify Hand (includes Dress Plate)

(4 per case)

NON-HOLD OPEN

MODEL NO.	PRODUCT DESCRIPTION	APPROX. SHIPPING WEIGHT (lbs)	LIST PRICE
7900	Multi-sized spring 1-6	12	\$743.00
7904	Size 4 spring		
7905	Size 5 spring		
7906	Size 6 spring		

HOLD OPEN

7900H	Multi-sized spring 1-6	12	\$782.00
7904H	Size 4 spring		
7905H	Size 5 spring		
7906H	Size 6 spring		

7970 SERIES - Specify Hand (includes Security Plate and Torx® Screws)

(4 per case)

NON-HOLD OPEN

MODEL NO.	PRODUCT DESCRIPTION	APPROX. SHIPPING WEIGHT (lbs)	LIST PRICE
7970	Multi-sized spring 1-6	12	\$907.00
7974	Size 4 spring		
7975	Size 5 spring		
7976	Size 6 spring		
7970DPS	Door Position Switch, multi-sized spring 1-6		\$1,015.00
7974DPS	Door Position Switch, size 4 spring		
7975DPS	Door Position Switch, size 5 spring		
7976DPS	Door Position Switch, size 6 spring		

Security Closers (7970 Series) are 50% off list only unless special factory quotation applies.
Security Closers are excluded from buying programs.

OPTIONS


DA	Delayed Action suffix "DA" to model number	Add \$42.00
EBC	Enhanced BackCheck suffix "EBC" to model number	Add \$33.00
FB	Fire Block suffix FB to model number (available on 7900, 7970 and 7970DPS)	Add \$80.00

Note: Butts and Pivots not furnished. Specify "B", "CP", or "OP" when requesting templates.


ASSA ABLOY

The global leader in
door opening solutions


List price effective January 1, 2019



8101



8301



8501

8101 SERIES WITHOUT COVER – Adjustable Size 1 thru 6**(4 per case)****NON-HOLD OPEN**

MODEL NO.	PRODUCT DESCRIPTION	APPROX. SHIPPING WEIGHT (lbs)	LIST PRICE
8101	Regular, Parallel, Top Jamb to 3" Reveal	8	\$344.00
S8101	Regular Arm Application Only		
JS8101	Top Jamb Application Only; 3" Maximum Reveal		
P8101	Parallel Arm Application Only		
J8101	Top Jamb, Reveals 2-3/4" to 7" (to 150°)		
PR8101	Parallel Rigid Arm	9	\$366.00
8181	Regular Low Profile Arm	8	\$344.00
P8181	Parallel Low Profile Arm		

HOLD OPEN

8101H	Regular, Parallel, Top Jamb to 3" Reveal	8	\$388.00
J8101H	Top Jamb, Reveals 2-3/4" to 6-3/4" (to 150°)		
PR8101H	Parallel Rigid Arm (Handed)	9	\$419.00

OPTIONS

DA	Delayed Action suffix "DA" to model number	Add \$42.00
PRO	Offset Soffit Plate prefix "PRO" to model number	Add \$26.00
R	Regular rigid heavy-duty arm prefix "R" to model number. Torx® screws not included. See page 54 for Torx® screw packages.	Add \$44.00

8301 SERIES WITH SLIM LINE COVER – Adjustable Size 1 thru 6

(4 per case)

NON-HOLD OPEN

MODEL NO.	PRODUCT DESCRIPTION	APPROX. SHIPPING WEIGHT (lbs)	LIST PRICE
8301	Regular, Parallel or Top Jamb to 3" Reveal	8	\$362.00
S8301	Regular Arm Application Only		
JS8301	Top Jamb Application Only; 3" Maximum Reveal		
P8301	Parallel Arm Application Only		
J8301	Top Jamb, Reveals 2-3/4" to 7"		
8381	Regular Low Profile Arm		
P8381	Parallel Low Profile Arm		
8301ST	Pull Side Slide Track	9	\$421.00
8341ST	Pull Side, Low Profile Slide Track		
J8301ST	Top Jamb, Pull Side Slide Track		
PS8301ST	Push Side Slide Track		
PS8341ST	Push Side, Low Profile Slide Track		
PR8301	Parallel Rigid Arm	9	\$384.00
CLP8301	CloserPlus® Arm		\$421.00
CPS8301	CloserPlus Spring™ Arm		\$564.00
^UNI8301	Unitrol® Door Control	10	\$589.00
*UNIJ8301	Top Jamb, Unitrol® Door Control		\$629.00

*When Ordering Specify Reveal.

^When Ordering Specify Door Width.

J8301ST - 8146 Drop Plate included.

Note: Sex Nuts furnished standard with PR, CLP, CPS and UNI arms.

OPTIONS

DA	Delayed Action suffix "DA" to model number	Add \$42.00
PRO	Offset Soffit Plate prefix "PRO" to model number	Add \$26.00
DE	Double Egress suffix "DE" to Slide Track model number (handed) (hinge side only)	Add \$78.00
R	Regular rigid heavy-duty arm prefix "R" to model number. Torx® screws not included. See page 54 for Torx® screw packages.	Add \$44.00

ASSA ABLOY

The global leader in
door opening solutions

List price effective January 1, 2019

8301 SERIES WITH SLIM LINE COVER – Adjustable Size 1 thru 6

(4 per case)

HOLD OPEN

MODEL NO.	PRODUCT DESCRIPTION	APPROX. SHIPPING WEIGHT (lbs)	LIST PRICE
8301H	Regular, Parallel or Top Jamb to 2-3/4" Reveal	8	\$406.00
J8301H	Top Jamb, Reveals 2-3/4" to 6-3/4"		
8301STH	Pull Side Slide Track		\$460.00
8341STH	Pull Side, Low Profile Slide Track		
J8301STH	Top Jamb, Pull Side Slide Track		
PS8301STH	Push Side Slide Track		
PS8341STH	Push Side, Low Profile Slide Track		
PR8301H	Parallel Rigid Arm (Handed)	9	\$437.00
CLP8301R	CloserPlus Ramp™ Arm		\$476.00
CLP8301T	CloserPlus® Arm		
CPS8301T	CloserPlus Spring™ Arm		\$620.00
^UNI8301H	Unitrol® Door Control	10	\$665.00
*UNIJ8301H	Top Jamb, Unitrol® Door Control		\$716.00

*When Ordering Specify Reveal.

^When Ordering Specify Door Width.

J8301H - 8146 Drop Plate included.

Note: Sex Nuts furnished standard with PR, CLP, CPS and UNI arms.

OPTIONS

DA	Delayed Action suffix "DA" to model number	Add \$42.00
PRO	Offset Soffit Plate prefix "PRO" to model number	Add \$26.00
DE	Double Egress suffix "DE" to Slide Track model number (handed) (hinge side only)	Add \$78.00
R	Regular rigid heavy-duty arm prefix "R" to model number. Torx® screws not included. See page 54 for Torx® screw packages.	Add \$44.00

8501 SERIES WITH FULL COVER – Adjustable Size 1 thru 6

(4 per case)

NON-HOLD OPEN

MODEL NO.	PRODUCT DESCRIPTION	APPROX. SHIPPING WEIGHT (lbs)	LIST PRICE
8501	Regular, Parallel or Top Jamb to 3" Reveal	8	\$374.00
S8501	Regular Arm Application Only		
JS8501	Top Jamb Application Only; 3" Maximum Reveal		
P8501	Parallel Arm Application Only		
J8501	Top Jamb, Reveals 2-3/4" to 7"		
8581	Regular Low Profile Arm		
P8581	Parallel Low Profile Arm		\$433.00
8501ST	Pull Side Slide Track		
8541ST	Pull Side, Low Profile Slide Track		
J8501ST	Top Jamb, Pull Side Slide Track		
PS8501ST	Push Side Slide Track	9	\$396.00
PS8541ST	Push Side, Low Profile Slide Track		
PR8501	Parallel Rigid Arm		
CLP8501	CloserPlus® Arm		\$433.00
CPS8501	CloserPlus Spring™ Arm	10	\$576.00
^UNI8501	Unitrol® Door Control		\$601.00
*UNIJ8501	Top Jamb, Unitrol® Door Control		\$641.00

*When Ordering Specify Reveal.

^When Ordering Specify Door Width.

J8501ST - 8146 Drop Plate included.

Note: Sex Nuts furnished standard with PR, CLP, CPS and UNI arms.

OPTIONS

DA	Delayed Action suffix "DA" to model number	Add \$42.00
PRO	Offset Soffit Plate prefix "PRO" to model number	Add \$26.00
A	Plastic Architectural Cover suffix "A" to model number (painted only)	Add \$0.00
G	Plastic ABS cover suffix "G" to model number (painted only)	Add \$5.00
AG	Plastic Architectural ABS Cover suffix "AG" to model number (painted only)	
M	Metal Cover suffix "M" to model number	Add \$8.00
MA	Metal Architectural Cover suffix "MA" to model number (painted finishes)	
MLL	Lead Lined Metal Cover	Add \$179.00
DE	Double Egress prefix "DE" to model number (handed)	Add \$78.00
R	Regular rigid heavy-duty arm prefix "R" to model number. Torx® screws not included. See page 54 for Torx® screw packages.	Add \$44.00

ASSA ABLOY

The global leader in
door opening solutions

List price effective January 1, 2019

8501 SERIES WITH FULL COVER – Adjustable Size 1 thru 6**(4 per case)****HOLD OPEN**

MODEL NO.	PRODUCT DESCRIPTION	APPROX. SHIPPING WEIGHT (lbs)	LIST PRICE
8501H	Regular, Parallel or Top Jamb to 2-3/4" Reveal	8	\$418.00
J8501H	Top Jamb, Reveals 2-3/4" to 6-3/4"		
8501STH	Pull Side Slide Track		\$472.00
8541STH	Pull Side, Low Profile Slide Track		
J8501STH	Top Jamb, Pull Side Slide Track		
PS8501STH	Push Side Slide Track		
PS8541STH	Push Side, Low Profile Slide Track		
PR8501H	Parallel Rigid Arm (Handed)	9	\$449.00
CLP8501R	CloserPlus Ramp™ Arm		\$488.00
CLP8501T	CloserPlus® Arm		
CPS8501T	CloserPlus Spring™ Arm		\$632.00
^UNI8501H	Unitrol® Door Control	10	\$677.00
*UNIJ8501H	Top Jamb, Unitrol® Door Control		\$728.00

*When Ordering Specify Reveal.

^When Ordering Specify Door Width.

J8501STH - 8146 Drop Plate included.

Note: Sex Nuts furnished standard with PR, CLP, CPS and UNI arms.

OPTIONS

DA	Delayed Action suffix "DA" to model number	Add \$42.00
PRO	Offset Soffit Plate prefix "PRO" to model number	Add \$26.00
A	Plastic Architectural Cover suffix "A" to model number (painted only)	Add \$0.00
G	Plastic ABS cover suffix "G" to model number (painted only)	Add \$5.00
AG	Plastic Architectural ABS Cover suffix "AG" to model number (painted only)	
M	Metal Cover suffix "M" to model number	Add \$8.00
MA	Metal Architectural Cover suffix "MA" to model number (painted finishes)	
MLL	Lead Lined Metal Cover	Add \$179.00
DE	Double Egress prefix "DE" to model number (handed)	Add \$78.00
R	Regular rigid heavy-duty arm prefix "R" to model number. Torx® screws not included. See page 54 for Torx® screw packages.	Add \$44.00

BACKPLATES AND DROP PLATES

MODEL NO.	PRODUCT DESCRIPTION	LIST PRICE	
8146	Narrow Top Rail/Concealed Door Holder Drop Plate	\$49.00	
8148	Low Ceiling Clearance Drop Plate		
8158	Exposed-Back/Narrow Top Rail Drop Plate		
8445	Molded Full Cover Decorative Backplate		
8446	Exposed-Back Drop Plate Kit	\$98.00	
8545	Exposed-Back Backplate	\$49.00	
8545A		\$60.00	
8546	Concealed Door Holder Drop Plate	\$49.00	
8546A		\$95.00	
8547	Low Ceiling Clearance/Overhead Door Holder Drop Plate	\$60.00	
8547A			
8548	Exposed-Back/Narrow Top Rail Drop Plate		
8548A			
8549		\$98.00	
8549A		\$109.00	

ACCESSORIES

MODEL NO.	PRODUCT DESCRIPTION	LIST PRICE
*1618A	Standard Soffit Plate, Non-Hold Open	\$25.30
*1628H	Standard Soffit Plate, Hold Open	
*2018	Soffit Bracket (Mounting Between Doors)	\$42.00
*2018B	Narrow Frame/Removable Stop Soffit Plate	
*2018D	Blade/Applied Stop Soffit Plate	
*2018S	Extra Clearance Offset Soffit Plate	
*2019L	Flush Rabbeted Transom Angle Bracket	\$31.00
^2019S	Standard Spacer Block	\$9.70
2019S-7/8	Spacer Block for use w/ 5/8” Stop and 1/4” Weatherstrip (PR, CLP, CPS only)	\$21.00
2019S-25	Spacer Block for Wide Soffit and 1/4” Weatherstrip (PR, CLP, CPS only)	\$31.90
*2022	Flush Transom Angle Bracket	\$42.00
*2403B	Molded/Bull Nose Trim Bracket	
*2403-3/4		
80		
**6190	Unitrol® Soffit Plate Support Bracket	\$45.70
6191	Unitrol® Wide Frame Reinforcing Kit	\$57.30
6191B-25	Unitrol® Wide Frame Reinforcing for Wide Soffit and 1/4” Weatherstrip	\$101.30
6890	Narrow Frame Support Bracket	\$52.40
6891	Clearance/Support Blade Stop	

*No charge when ordered with closer.


** Furnished regularly with all Parallel Arm Unitrols.

^ Furnished standard with NHO and HO heavy-duty arms (PR, CLP, CPS).

When ordering 6191 in place of 6190, no extra.

COVERS

MODEL NO.	PRODUCT DESCRIPTION	LIST PRICE
8200P	Plastic Slim-Line Cover	\$18.00
8200PG	ABS Plastic Slim-Line Cover	\$25.00
1639	Pinion Cap (used with Slim-Line Cover)	\$5.00
8400P	Plastic Full Cover	\$30.00
8400PG	ABS Plastic Full Cover	\$36.00
8400A	Optional Plastic Architectural Cover	\$30.00
8400AG	Optional Plastic Architectural ABS Cover	\$36.00
8400M	Metal Cover	\$38.00
8400M	When Ordered with Closer in Place of 8400P	\$8.00
8400MA	Optional Metal Architectural Cover	\$38.00
8400MA	When Ordered with Closer in Place of 8400P	\$8.00



9300BC SERIES - Specify Size 3 or 4

(6 per case)

NON-HOLD OPEN

MODEL NO.	PRODUCT DESCRIPTION	APPROX. SHIPPING WEIGHT (lbs)	LIST PRICE
9303BC	Regular Arm	6	\$238.00
9304BC			
P9303BC	Parallel Arm		
P9304BC			

HOLD OPEN

9303BCH	Regular Hold Open Arm	6	\$282.00
9304BCH			
P9303BCH	Parallel Hold Open Arm		
P9304BCH			

NON-HOLD OPEN

MODEL NO.	PRODUCT DESCRIPTION	APPROX. SHIPPING WEIGHT (lbs)	LIST PRICE
9303BC x 9318A	Regular Arm w/ Parallel Bracket and Shoe	6	\$247.00
9304BC x 9318A			

HOLD OPEN

9303BCH x 9328H	Regular Hold Open Arm w/Parallel Bracket and Shoe	6	\$291.00
9304BCH x 9328H			

ACCESSORIES

MODEL NO.	PRODUCT DESCRIPTION	LIST PRICE
9318A	Parallel Arm Bracket, Non-Hold Open	\$25.30
9328H	Parallel Arm Bracket, Hold Open	

DROP PLATE

MODEL NO.	PRODUCT DESCRIPTION	LIST PRICE
9388	Drop Plate	\$41.00



9500 SERIES - ADJUSTABLE SIZES 1 THRU 6

(4 PER CASE)

NON-HOLD OPEN

MODEL NO.	PRODUCT DESCRIPTION	APPROX. SHIPPING WEIGHT (lbs)	LIST PRICE
9500	Regular, Parallel or Top Jamb to 3" Reveal	14	\$554.00
9500ST	Pull Side Slide Track		\$613.00
PS9500ST	Push Side Slide Track		\$613.00
PR9500	Parallel Rigid Arm	15	\$576.00
PRO9500	Parallel Rigid Offset Arm		\$580.00
CLP9500	CloserPlus® Arm		\$613.00
R9500	Regular Rigid Arm		\$598.00
^UNI9500	Unitrol® Arm	16	\$781.00

HOLD OPEN

(4 PER CASE)

9500H	Regular, Parallel or Top Jamb to 3" Reveal	14	\$598.00
9500STH	Pull Side Slide Track		\$657.00
PS9500STH	Push Side Slide Track		\$657.00
PR9500H	Parallel Rigid Arm (Handed)	15	\$620.00
PRO9500H	Parallel Rigid Offset Arm (Handed)		\$624.00
CLP9500T	CloserPlus® Arm		\$657.00
^UNI9500H	Unitrol® Arm	16	\$825.00

OPTIONS

DA	Delayed Action suffix "DA" to model number	Add \$42.00
M	Metal Cover suffix "M" to model number	Add \$12.00

^ When ordering specify door width.

SNB furnished standard with ST, PR, CLP and UNI arms.

ASSA ABLOY

The global leader in
door opening solutions

List price effective January 1, 2019

DROP PLATES

MODEL NO.	PRODUCT DESCRIPTION	LIST PRICE
9586	Narrow Top Rail Drop Plate for Regular Arm or Pull Side Track	\$82.00
9587	Narrow Top Rail Drop Plate for Top Jamb Applications	
9588	Narrow Top Rail Drop Plate for Parallel Arm or Push Side Track	

ACCESSORIES

MODEL NO.	PRODUCT DESCRIPTION	LIST PRICE
9500-CMB	Closer Mounting Bracket	\$20.00
9500-MAB	Mortise Arm Bracket for Regular Arm Mounting	\$51.00
*9518	Parallel Arm Non-Hold Open Bracket	\$6.00
9528H	Parallel Arm Hold Open Bracket	\$41.00
9500-OB	Parallel Arm Offset Bracket	\$26.00
9500-PFTB	Parallel Arm Flush Transom Bracket	\$41.00
9500-RB	Reinforcing Bracket	\$35.00
9500-DRK	Deep Reveal Reinforcement Kit	\$48.00
9500-FPB	Flush Partition Bracket	\$33.00
9500-AB	Angle Support Bracket	\$41.00
9500-FTB	Flush Transom Bracket	\$25.00
9500-1/2SP	1/2" Blade Stop Spacer	\$24.00
9500-5/8SP	5/8" Blade Stop Spacer	\$42.00

* No charge when ordered with closer.

COVERS

MODEL NO.	PRODUCT DESCRIPTION	PRICE
9500P	Plastic Cover - Painted	\$59.00
9500COVM-L	Metal Cover - Painted (Left Hand)	\$70.00
9500COVM-R	Metal Cover - Painted (Right Hand)	
9500COVM-L	Metal Cover - Plated (Left Hand)	\$218.00
9500COVM-R	Metal Cover - Plated (Right Hand)	



9540 SERIES - ADJUSTABLE SIZES 1 THRU 6

(4 PER CASE)

Non-Hold Open, Tri-Packed, Threaded Arm

MODEL NO.	PRODUCT DESCRIPTION	APPROX. SHIPG. WGT. (lbs)	LIST PRICE
9540	Regular, Parallel or Top Jamb to 2-9/16"	14	\$542.00

OPTIONS

MODEL NO.	PRODUCT DESCRIPTION	LIST PRICE
DA	Delayed Action suffix "DA" to Model Number	Add \$42.00
M	Metal Cover suffix "M" to Model Number; Specify Handing	Add \$12.00

DROP PLATES

MODEL NO.	PRODUCT DESCRIPTION	LIST PRICE
9540-18	Regular Arm Application	\$78.00
9540-18TJ	Top Jamb Application	
9540-18PA	Parallel Arm Applications	

COVERS

MODEL NO.	PRODUCT DESCRIPTION	LIST PRICE
9500P	Plastic Cover - Painted	\$59.00
9540M-1	Metal Cover, Right Hand Application, Painted	\$72.00
9540M-2	Metal Cover, Left Hand Application, Painted	
9540M-1PL	Metal Cover, Right Hand Application, Plated	\$232.00
9540M-2PL	Metal Cover, Left Hand Application, Plated	

ACCESSORIES

MODEL NO.	PRODUCT DESCRIPTION	LIST PRICE
9540-CMB	Mounting Bracket	\$172.00
9500LAP	Closer Body Only	\$461.00
SP9540	Standard Screw Pack	\$47.00
SP9540SNB	Sex Nuts and Bolts (SNB) for 1-3/4" Door	\$17.00
SP9500COV	Cover Screw Pack	\$10.00

ASSA ABLOY

The global leader in
door opening solutions



5600 SERIES

SLIDE TRACK ARMS (PULL SIDE)

MODEL NO.	PRODUCT DESCRIPTION	APPROX. SHIPG. WGT. (lbs)	LIST PRICE
5610	Pull Side; Rigid Arm and Slide Track	20	\$1,623.00
5610-RF1	Radio Frequency; Rigid Arm and Slide Track (Power Supply Included)		\$1,741.00

DOUBLE LEVER ARMS (PUSH SIDE)

5630	Push Side; Double Lever Arm	20	\$1,623.00
5630-RF1	Radio Frequency; Double Lever Arm (Power Supply Included)		\$1,741.00

KITS

5610K1	5610 Operator with Onboard Power Supply and (1) 700 Switch	20	\$1,826.00
5610K1-SC	5610 Operator with Onboard Power Supply, (1) 700 Switch and (1) HES 5000C Strike (for Cylindrical Locks)	22	\$1,977.00
5610K1-SM	5610 Operator with Onboard Power Supply, (1) 700 Switch and (1) HES 1006CLB Strike (for Mortise Locks)		\$2,353.00
5630K1	5630 Operator with Onboard Power Supply and (1) 700 Switch	20	\$1,826.00
5630K1-SC	5630 Operator with Onboard Power Supply, (1) 700 Switch and (1) HES 5000C Strike (for Cylindrical Locks)	22	\$1,977.00
5630K1-SM	5630 Operator with Onboard Power Supply, (1) 700 Switch and (1) HES 1006CLB Strike (for Mortise Locks)		\$2,353.00
5610EX	5610RF Operator and (1) 536 Transmitter	20	\$1,859.00
5630EX	5630RF Operator and (1) 536 Transmitter		

OPTIONS

PC	Power Cord (suffix "PC" to model number)	Add \$21.00
----	--	-------------

See page 46 for Accessories.

ASSA ABLOY

The global leader in
door opening solutions

List price effective January 1, 2019



5700 SERIES

SLIDE TRACK ARMS (PULL SIDE)

MODEL NO.	PRODUCT DESCRIPTION	APPROX. SHIPPING WEIGHT (lbs)	LIST PRICE
5710	Pull Side, closer sizes 1-6	20	\$2,982.00
5710-RF1	Pull Side, Radio Frequency, closer sizes 1-6		\$3,100.00
5710DMY	Dummy unit, closer sizes 1-6		\$1,367.00

DOUBLE LEVER ARMS (PUSH SIDE)

MODEL NO.	PRODUCT DESCRIPTION	APPROX. SHIPPING WEIGHT (lbs)	LIST PRICE
5730	Push Side, closer sizes 1-6	20	\$2,982.00
5730-RF1	Push Side, Radio Frequency, closer size 1-6		\$3,100.00
5730DMY	Dummy unit, closer sizes 1-6		\$1,367.00

UNIVERSAL UNIT (INCLUDES PUSH OR PULL SIDE ARMS)

MODEL NO.	PRODUCT DESCRIPTION	APPROX. SHIPPING WEIGHT (lbs)	LIST PRICE
5740	Push or Pull Side, closer sizes 1-6	21	\$3,015.00
5740-RF1	Push or Pull Side, Radio Frequency, closer sizes 1-6		\$3,133.00

OPTIONS

PC	Power Cord (suffix "PC" to model number)	Add \$21.00
----	--	-------------

See page 46 for Accessories.



5800 SERIES ADAEZ

(1 per case)

ADAEZ PRO

MODEL NO.	PRODUCT DESCRIPTION	APPROX. SHIP WT (lbs)	LIST PRICE
5831xNPB	Operator + Narrow Style Push Buttons, Push Side	20	\$3,219.00
5811xNPB	Operator + Narrow Style Push Buttons, Pull Side		
5831xSQPB	Operator + Square Style Push Buttons, Push Side		\$3,269.00
5811xSQPB	Operator + Square Style Push Buttons, Pull Side		

ADAEZ PRO PLUS

MODEL NO.	PRODUCT DESCRIPTION	APPROX. SHIP WT (lbs)	LIST PRICE
5833xNPB	Operator + Narrow Style Push Buttons + ADA1015P Hardwire Kit, Push Side	20	\$3,319.00
5813xNPB	Operator + Narrow Style Push Buttons + ADA1015P Hardwire Kit, Pull Side		
5833xSQPB	Operator + Square Style Push Buttons + ADA1015P Hardwire Kit, Push Side		\$3,369.00
5813xSQPB	Operator + Square Style Push Buttons + ADA1015P Hardwire Kit, Pull Side		

ADAEZ PRO COMPLETE

MODEL NO.	PRODUCT DESCRIPTION	APPROX. SHIP WT (lbs)	LIST PRICE
5845xNPB	Operator + Narrow Style Push Buttons + ADA1015P Hardwire Kit, Push or Pull Side Mounting Hardware, Black & Aluminum Finish Covers	20	\$3,403.00
5845xSQPB	Operator + Square Style Push Buttons + ADA1015P Hardwire Kit, Push or Pull Side Mounting Hardware, Black & Aluminum Finish Covers		\$3,453.00
5845xWTO	Operator + Wave-to-Open Touch-less Wall Switch + ADA1015P Hardwire Kit, Push or Pull Side Mounting Hardware, Black & Aluminum Finish Covers		\$3,557.00

ADAEZ PRO CUSTOM (WITHOUT PUSH BUTTONS)

MODEL NO.	PRODUCT DESCRIPTION	APPROX. SHIP WT (lbs)	LIST PRICE
5831xLPB	Operator, Push Side	20	\$2,969.00
5811xLPB	Operator, Pull Side		

See page 47 for Accessories.

ASSA ABLOY

The global leader in door opening solutions

List price effective January 1, 2019



6000 SERIES

(1 per case)

SLIDE TRACK ARMS (PULL SIDE)

MODEL NO.	PRODUCT DESCRIPTION	APPROX. SHIPPING WEIGHT (lbs)	LIST PRICE
6010	Pull Side	33	\$5,532.00
6010-RF	Pull Side, Radio Frequency		\$5,650.00
6010-DMY	Dummy Unit	23.75	\$1,721.00

DOUBLE LEVER ARMS, STANDARD DUTY - TO 110° (PUSH SIDE)

MODEL NO.	PRODUCT DESCRIPTION	APPROX. SHIPPING WEIGHT (lbs)	LIST PRICE
6020	Push Side	33	\$5,310.00
6020-RF	Push Side, Radio Frequency		\$5,428.00
6020-DMY	Dummy Unit	23.75	\$1,530.00

DOUBLE LEVER ARMS, STANDARD DUTY - TO 180° (PUSH SIDE)

MODEL NO.	PRODUCT DESCRIPTION	APPROX. SHIPPING WEIGHT (lbs)	LIST PRICE
6030	Push Side	33	\$5,310.00
6030-RF	Push Side, Radio Frequency		\$5,428.00
6030-DMY	Dummy Unit	23.75	\$1,530.00

OPTIONS: SEE PAGE 44.

See page 46 for Accessories.

ASSA ABLOY

The global leader in
door opening solutions

DOUBLE EGRESS ARMS, STANDARD DUTY - TO 110° (PULL SIDE)

MODEL NO.	PRODUCT DESCRIPTION	APPROX. SHIPPING WEIGHT (lbs)	LIST PRICE
6050R	Pull Side, Right Hand	33	\$5,598.00
6050L	Pull Side, Left Hand		
6050R-RF	Pull Side, Right Hand, Radio Frequency		\$5,716.00
6050L-RF	Pull Side, Left Hand, Radio Frequency		
6050R-DMY	Dummy Unit	23.75	\$1,785.00
6050L-DMY			

DOUBLE LEVER ARMS, H.D. 2-1/4" TO 4-3/4" REVEALS (PUSH SIDE)

MODEL NO.	PRODUCT DESCRIPTION	APPROX. SHIPPING WEIGHT (lbs)	LIST PRICE
6060	Push Side	33	\$5,532.00
6060-RF	Push Side, Radio Frequency		\$5,650.00
6060-DMY	Dummy Unit	23.75	\$1,721.00


DOUBLE LEVER ARMS, H.D. 4-13/16" TO 7-3/8" REVEALS (PUSH SIDE)

MODEL NO.	PRODUCT DESCRIPTION	APPROX. SHIPPING WEIGHT (lbs)	LIST PRICE
6070	Push Side	33	\$5,532.00
6070-RF	Push Side, Radio Frequency		\$5,650.00
6070-DMY	Dummy Unit	23.75	\$1,721.00

OPTIONS

D	Drop Plate suffix "D" to model number (6020, 6030, 6060, 6070 series only)	Add \$130.00
---	--	--------------

See page 46 for Accessories.



6300 SERIES

SLIDE TRACK ARMS (PULL SIDE)

MODEL NO.	PRODUCT DESCRIPTION	APPROX. SHIPPING WEIGHT (lbs)	LIST PRICE
6310	Pull Side	28	\$3,749.00

PUSH SIDE

MODEL NO.	PRODUCT DESCRIPTION	APPROX. SHIPPING WEIGHT (lbs)	LIST PRICE
6330	Push Side	28	\$3,749.00

DOUBLE EGRESS ARM – TO 130° (PULL SIDE)

MODEL NO.	PRODUCT DESCRIPTION	APPROX. SHIPPING WEIGHT (lbs)	LIST PRICE
6350R	Pull Side, Right Hand	28	\$3,811.00
6350L	Pull Side, Left Hand	28	\$3,811.00

See page 48 for Accessories.

ACCESSORIES

MODEL NO.	PRODUCT DESCRIPTION	LIST PRICE
501	Door Switch - 4-1/2" sq., Stainless/black letters	\$164.00
502	Door Switch - 4-1/2" sq., Blue/white letters, ADA symbol	
505	Door Switch - 6" sq., Stainless/blue letters, ADA symbol, Hard Wired	\$158.00
531	Door Switch - 6" sq., Stainless/blue letters, ADA symbol, RF	\$260.00
507	Door Switch - 6" sq., Stainless/blue letters, Hard Wired	\$158.00
532	Door Switch - 6" sq., Stainless/blue letters, RF	\$260.00
506	Door Switch - 6" round, Stainless/blue letters, ADA symbol, Hard Wired	\$158.00
533	Door Switch - 6" round, Stainless/blue letters, ADA symbol, RF	\$260.00
534	Door Switch - 6" round, Stainless/blue letters, Hard Wired	\$164.00
535	Door Switch - 6" round, Stainless/blue letters, RF	\$260.00
503	Door Switch - 1-1/2"x 4-3/4", Stainless/blue letters	\$127.00
504	Vestibule Switches - 1-1/2"x 4-3/4", Stainless/blue letters	\$272.00
542	4-1/2" square surface mount box only for 501, 502	\$52.50
555	6" square surface mount box only for 505, 507	\$64.90
557	6" round surface mount box only for 506, 534	
700	Touch Less Wall Switch - width: 2-3/4" (single), 4-1/2" (double)	\$422.00
536	Single Channel Hand Held Transmitter	\$113.00
538	Double Channel Hand Held Transmitter	\$143.00
539	Radio Frequency Receiver	\$133.00
663	Motion Sensor	\$580.00
530	Switch Post, RF Transmitter 433MHz (5700, 6000, 6300 Series)	\$854.00
530Post	Post Only (5700, 6000, 6300 Series)	\$754.00
500	Switch Post, Hard Wired (5700, 6000, 6300 Series)	\$640.00
638	Low Profile Push Plate - 36" x 6", RF (433MHz)	\$1,051.00
639	Low Profile Push Plate - 36" x 6", Hard Wired	\$939.00
548	Radio Frequency Receiver - 9V	\$123.00
5900EXPKG	Executive Package (6300 Series)	\$224.00
679	Operational Signs	\$41.00
682	Signage Kit	\$7.00
681	Signage Kit	

ACCESSORIES

MODEL NO.	PRODUCT DESCRIPTION	LIST PRICE
ADA1001	Door Arm Assembly	\$200.00
ADA1006	Operator Mounting Bracket With Covers	\$95.00
ADA1009	Mounting Hardware for Aluminum, Wood, and Hollow Metal	\$97.00
ADA1002	Operator Dress Cover Black Finish	\$133.00
ADA1004	Operator Dress Cover Aluminum Finish	
ADA1005P	Electronic Control Kit - Setup and PC Board - ADAEZ PRO Series	\$528.00
ADA1005WP	Electronic Control Kit for ADAEZ PRO Setup and PC Board (White Board)	
ADA1005NY	Electronic Control Kit - Setup and PC Board - ADAEZ NYC-TRD Series	
ADA1005WN	Electronic Control Kit for ADAEZ NYCTRD Setup and PC Board (White Board)	
ADA1010P	Operator Body - Non Handed - EL-CNTL Included - ADAEZ Pro Series (direct replacement of former part # 1010L and 1010R used on ADAEZ)	\$2,977.00
ADA1010NY	Operator Body - Non Handed - EL-CNTL Included - ADAEZ NYC-TRD Series	
ADA1007P	Battery Assembly - ADAEZ PRO Series (replaces part 1007 used on ADAEZ)	\$204.00
ADA1023	External Battery Charger Kit	\$271.00
ADA1015P	Hardwire Kit - Transformer, Armored Door Cord, 50' of Cable	
ADA1014	Decal Pack	\$68.00
ADA1026	Bottom Cover with Two Screws	\$65.00
ADA1008	Wireless Pushbutton Transmitter (circuit board only)	\$101.00
ADA1022	Kit to Convert SPDT Switch to DPDT Switch	\$79.00
ADA1025	Multi-Purpose Timer Module	\$163.00
ADA1012-1	1-3/4" (4.5 cm) Pushbutton Assembly - w/o RF Transmitter	\$133.00
ADA1012-2	1-3/4" Pushbutton Assembly - with RF Transmitter	\$200.00
ADA1019-1	4-1/2" (11.4 cm) Square Pushbutton w/o RF Transmitter	
ADA1019-2	4-1/2" Square Pushbutton Assembly w/ RF Transmitter	\$268.00
ADA1019-2A	Qty 2 @ 4-1/2" Square Pushbutton w/ RF Transmitter	\$465.00
ADA1019-3	4-1/2" Square Pushbutton Assembly w/ DPDT Switch, w/o RF Transmitter	\$252.00
ADA1019-4	4-1/2" Square Pushbutton Assembly , DPDT Switch, w/ RF Transmitter	\$311.00
ADA1028W	ADAEZ Wireless Interface Module	\$395.00
ADA1031	Hand Held RF Transmitter	\$204.00
ADA1024	Kit to Convert to a Push Side	\$195.00
ADA1021	Kit to Convert to a Pull Side	\$174.00



7100SZ SERIES

Specify Hand

MODEL NO.	PRODUCT DESCRIPTION	APPROX. SHIPPING WEIGHT (lbs)	LIST PRICE
7110SZ	Pull Side; Rigid Arm and Slide Track (specify spring size 3, 4 or 5)	16	\$1,366.00
7120SZ	Push Side; Double Lever Arm - 11" Main Arm (specify spring size 2, 3, 4 or 5)		
7130SZ	Push Side; Double Lever Arm - 13-1/2" Main Arm (specify spring size 2, 3, 4 or 5)		
7150SZ	Pull Side; Double Egress Arm and Slide Track (specify spring size 3, 4 or 5)		\$1,445.00

OPTIONS

DZ	Unit Supplied with Secondary Sensor (for opposite side of door)	Add \$546.00
----	---	--------------

DROP ANGLE BRACKET

MODEL NO.	PRODUCT DESCRIPTION	LIST PRICE
7100DAB	Drop Angle Bracket	\$63.00
7100DAB-180	Drop Angle Bracket, 180°	



7200 SERIES

(1 per case)

RIGID ARM SLIDE TRACK - Specify Size 3 thru 5 - Specify Hand

MODEL NO.	PRODUCT DESCRIPTION	APPROX. SHIPPING WEIGHT (lbs)	LIST PRICE
7210MPDO	Master Unit - Selective	18	\$2,876.00
7210MPSO	Slave/Support Unit - Selective	16	\$1,448.00
7210RFS	Executive™ Dr. Holder/Release - Selective		\$2,054.00

DOUBLE LEVER ARM - 11" MAIN ARM - Specify Size 3 thru 5 - Specify Hand

MODEL NO.	PRODUCT DESCRIPTION	APPROX. SHIPPING WEIGHT (lbs)	LIST PRICE
7220MPDO	Master Unit - Selective	18	\$2,876.00
7220MPSO	Slave/Support Unit - Selective	16	\$1,448.00
7220RFS	Executive™ Dr. Holder/Release - Selective		\$2,054.00

DOUBLE LEVER ARM - 13-1/2" MAIN ARM - Specify Size 3 thru 5 - Specify Hand

MODEL NO.	PRODUCT DESCRIPTION	APPROX. SHIPPING WEIGHT (lbs)	LIST PRICE
7230MPDO	Master Unit - Selective	18	\$2,876.00
7230MPSO	Slave/Support Unit - Selective	16	\$1,448.00
7230RFS	Executive™ Dr. Holder/Release - Selective		\$2,054.00

CONNECTED FREE-SWING SLIDE TRACK - Specify Size 3 thru 5 - Specify Hand

MODEL NO.	PRODUCT DESCRIPTION	APPROX. SHIPPING WEIGHT (lbs)	LIST PRICE
7240MPDO	Master Unit - Selective	18	\$2,925.00
7240MPSO	Slave/Support Unit - Selective	16	\$1,497.00
7240RFS	Executive™ Dr. Holder/Release - Selective		\$2,103.00

DOUBLE EGRESS ARM SLIDE TRACK - Specify Size 3 thru 5

MODEL NO.	PRODUCT DESCRIPTION	APPROX. SHIPPING WEIGHT (lbs)	LIST PRICE
7250MPDO	Master Unit - Selective	18	\$2,954.00
7250MPSO	Slave/Support Unit - Selective	16	\$1,526.00
7250RFS	Executive™ Dr. Holder/Release - Selective		\$2,132.00

OVERHEAD CONCEALED - Specify Size 4 thru 6

MODEL NO.	PRODUCT DESCRIPTION	APPROX. SHIPPING WEIGHT (lbs)	LIST PRICE
7290MPS	Support Unit - Selective	16	\$1,379.00
7290RFS	Executive™ Dr. Holder/Release - Selective		\$1,957.00

DROP ANGLE BRACKETS

MODEL NO.	PRODUCT DESCRIPTION	LIST PRICE
7100DAB	Drop Angle Bracket	\$63.00
7100DAB-180	Drop Angle Bracket, 180°	



POWER TRACK® CLOSER-HOLDERS (1 per case)

MODEL NO.	PRODUCT DESCRIPTION	APPROX. SHIPPING WEIGHT (lbs)	LIST PRICE
7705PTDO	Master Unit, Hinge Side	12	\$2,298.00
P7705PTDO	Master Unit, Stop Side		
7705PTO	Support Unit, Hinge Side	11	\$1,024.00
P7705PTO	Support Unit, Stop Side		

OPTION

DE	Double Egress Arms suffix "DE" to model number (hinge side only). Handed.	Add \$78.00
----	---	-------------

Norton
Electrified Products

DOOR CLOSER BODIES ONLY

MODEL NO.	PRODUCT DESCRIPTION	LIST PRICE
1601LAP	1601 Door Closer Body	\$176.00
160XBCLAP	1603BC, 1604BC Door Closer Bodies	
1601SSLAP	1601SS Door Closer Body	\$367.00
170XBCLAP	1701BC/1704BC Door Closer Bodies	\$177.00
7500LAP	7500 Door Closer Body	\$388.00
7500SSLAP	7500SS Corrosion Resistant Door Closer Body	\$771.00
78B/DLAP*	78 Door Closer Body - Size 2/4	\$857.00
78E/FLAP*	78 Door Closer Body - Size 5/6	
8101LAP	8101, 8301, 8501 Door Closer Bodies	\$273.00
930XBCLAP	9303BC, 9304BC Door Closer Bodies	\$143.00
9500LAP	9500 Door Closer Body	\$461.00
790XLAP	7900 Door Closer Bodies	\$442.00
797XLAP	7970 Security Door Closer Bodies	\$576.00
797XDPSLAP	7970DPS Security Door Closer Bodies	\$818.00

OPTION

DA	Delayed Action suffix "DA" to model number	Add \$42.00
----	--	-------------

"X" in catalog number - specify closer size.

*Specify Hand.

SN, SNB, TBGN - 4 per pack

MODEL NO.	PRODUCT DESCRIPTION	LIST PRICE
SN-134	Sex Nuts Only 1-3/4" Door	\$5.90*
SN-214	Sex Nuts Only 2-1/4" Door	\$66.00*
SNB134-38	Sex Nuts and Bolts 1-3/4" Door - 1600, 8000 Series Closer	\$18.00*
SNB200-38	Sex Nuts and Bolts 2" Door - 1600, 8000 Series Closer	
SNB214-38	Sex Nuts and Bolts 2-1/4" Door - 1600, 8000 Series Closer	\$90.00*
SNB134-47	Sex Nuts and Bolts 1-3/4" Door - 7500 Series Closer	\$18.00*
SNB200-47	Sex Nuts and Bolts 2" Door - 7500 Series Closer	
SNB214-47	Sex Nuts and Bolts 2-1/4" Door - 7500 Series Closer	\$90.00*
SN-134SS	Stainless Steel Sex Nuts Only for 1-3/4" Door	\$86.00
SNB134SS-38	Stainless Steel Sex Nuts and Bolts for 1-3/4" Door - 1600BCSS or 1601SS Series	\$90.00
SNB134SS-47	Stainless Steel Sex Nuts and Bolts for 1-3/4" Door - 7500SS Series	
SP9500	Standard Screw Package - 9500 Series Closer	\$12.40
SP9500SN	Standard Screw Package (includes Sex Nuts) - 9500 Series Closer	
SP9500SNB	Sex Nuts and Bolts 1-3/4" door - 9500 Series Closer	\$16.60*
TBGN138-38	Through-Bolts and Grommet Nuts 1-3/8" Door - 1600, 8000 Series Closer	\$13.10
TBGN134-38	Through-Bolts and Grommet Nuts 1-3/4" Door - 1600, 8000 Series Closer	
TBGN214-38	Through-Bolts and Grommet Nuts 2-1/4" Door - 1600, 8000 Series Closer	
TBGN138-47	Through-Bolts and Grommet Nuts 1-3/8" Door - 7500 Series Closer	
TBGN134-47	Through-Bolts and Grommet Nuts 1-3/4" Door - 7500 Series Closer	

Note: Sex Nuts furnished standard with PR, CLP, CPS and UNI arms.

*For PLATED STEEL SEX NUTS or SEX NUTS and BOLTS add \$30.00 to list price.

TORX®

MODEL NO.	PRODUCT DESCRIPTION	LIST PRICE
TX38	Torx® Screw Pack - 8000 Series	\$48.00
PRTX38	Torx® Screw Pack - 8000 Series, Parallel Rigid, CloserPlus® or CloserPlus Spring™ Arms	
RTX38	Torx® Screw Pack - 8000 Series, Regular Rigid Heavy-Duty Arm	
UNITX38	Torx® Screw Pack - 8000 Series, Unitrol® Arm	
STTX38	Torx® Screw Pack - 8000 Slide Track, Push or Pull	
TX47	Torx® Screw Pack - 7500 Series	
PRTX47	Torx® Screw Pack - 7500 Series, Parallel Rigid, CloserPlus® or CloserPlus Spring™ Arms	
RTX47	Torx® Screw Pack - 7500 Series, Regular Rigid Heavy-Duty Arm	
UNITX47	Torx® Screw Pack - 7500 Series, Unitrol® Arm	
STTX47	Torx® Screw Pack - 7500 Slide Track, Push or Pull	
TX95	Torx® Screw Pack - 9500 Series	\$39.00
PRTX95	Torx® Screw Pack - 9500 Series, Parallel Rigid, CloserPlus® Arms	
RTX95	Torx® Screw Pack - 9500 Series, Regular Rigid Heavy-Duty Arm	
UNITX95	Torx® Screw Pack - 9500 Series, Unitrol® Arm	
TXTK95	Torx® Screw Pack - 9500 Series, Tracks	
TX6700M	Torx® Screw Pack - 6000 Operator Cover	\$25.00

Note: Torx Tool Kit see page 12.

1600BC, 1601, 7500, 8000, 9300BC

MODEL NO.	PRODUCT DESCRIPTION	LIST PRICE
7701-1	Regular Arm Assembly, Non-Hold Open	\$95.00
7701-1M	Main Arm Assembly	\$51.00
7701-111	Secondary Arm Assembly	\$54.00
7701-1W	Arm Assembly Less Rod and Shoe	\$85.00
7701-11	Rod and Shoe Assembly	\$36.00
7701-1A	J Top Jamb Arm Assembly, Non-Hold Open	\$95.00
7701-1M	Main Arm Assembly	\$51.00
7701-121	Secondary Arm Assembly	\$54.00
7701-1W	Arm Assembly Less Rod and Shoe	\$85.00
7701-11A	Rod and Shoe Assembly	\$36.00
7701-1B	JL Top Jamb Arm Assembly, Non-Hold Open	\$95.00
7701-2M	Main Arm Assembly	\$51.00
7701-131	Secondary Arm Assembly	\$54.00
7701-2W	Arm Assembly Less Rod and Shoe	\$85.00
7701-11B	Rod and Shoe Assembly	\$36.00
*7701-5	Parallel Arm Assembly w/ 1618 Soffit Plate, Non-Hold Open	\$95.00
7701-1M	Main Arm Assembly	\$51.00
*7701-115	Secondary Arm Assembly	\$54.00
7701-1W	Arm Assembly Less Rod and Soffit Plate	\$85.00
*7701-15	Rod and 1618 Soffit Plate Assembly	\$36.00
**7701-5A	Parallel Arm Assembly w/ 1618 Soffit Plate, Non-Hold Open	\$95.00
7701-1M	Main Arm Assembly	\$51.00
**7701-115A	Secondary Arm Assembly	\$54.00
7701-1W	Arm Assembly Less Rod and Soffit Plate	\$85.00
**7701-15A	Rod and 1618 Soffit Plate Assembly	\$36.00

*7500 Series Only.

**180° door swing using special template for doors hung on 6" to 8" wide throw hinges.

ASSA ABLOY

The global leader in
door opening solutions

List price effective January 1, 2019

1600BC, 1601, 7500, 8000, 9300BC

MODEL NO.	PRODUCT DESCRIPTION	LIST PRICE
*7701-6	Parallel Arm Assembly w/ 1618A Soffit Plate, Non-Hold Open	\$95.00
7701-1M	Main Arm Assembly	\$51.00
*7701-116	Secondary Arm Assembly	\$54.00
7701-1W	Arm Assembly Less Rod and Soffit Plate	\$85.00
*7701-16	Rod and 1618A Soffit Plate Assembly	\$36.00
*7701-6A	Parallel Arm Assembly w/ 1618A Soffit Plate, Non-Hold Open	\$95.00
7701-1M	Main Arm Assembly	\$51.00
**7701-116A	Secondary Arm Assembly	\$54.00
7701-1W	Arm Assembly Less Rod and Shoe	\$85.00
**7701-16A	Rod and Shoe Assembly	\$36.00
7701-3	Regular Arm Assembly, Hold Open	\$139.00
7701-1M	Main Arm Assembly	\$51.00
7701-113	Secondary Arm Assembly	\$88.00
7701-3W	Main Arm and Rod Less Holder Shoe Assembly	\$85.00
7701-13	Holder Shoe and Loop Assembly	\$54.00
7701-31	Adjusting Arm Assembly	\$17.80
7701-3A	J Top Jamb Arm Assembly, Hold Open	\$139.00
7701-1M	Main Arm Assembly	\$51.00
7701-123	Secondary Arm Assembly	\$88.00
7701-3WA	Main Arm and Rod Assembly	\$85.00
7701-13	Holder Shoe Assembly	\$54.00
7701-31A	Adjusting Arm Assembly	\$17.80
7701-3B	JL Top Jamb Arm Assembly, Hold Open	\$139.00
7701-2M	Main Arm Assembly	\$51.00
7701-133	Secondary Arm Assembly	\$88.00
7701-3WB	Main Arm and Rod Less Holder Shoe Assembly	\$85.00
7701-13	Holder Shoe Assembly	\$54.00
7701-31B	Adjusting Arm Assembly	\$17.80
7701-8	Parallel Arm Assembly, Hold Open	\$139.00
7701-1M	Main Arm Assembly	\$51.00
7701-118	Secondary Arm Assembly w/ 1628H Soffit	\$88.00
7701-3W	Main Arm and Rod Assembly	\$85.00
7701-13	Holder Shoe and Loop Assembly w/ 1628H Soffit Plate	\$54.00
7701-31	Adjusting Rod Assembly	\$17.80

*1600BC, 1601, 8000, 9300BC Series Only.

**180° door swing using special template for doors hung on 6" or 8" wide throw hinges.

ASSA ABLOY

The global leader in
door opening solutions

List price effective January 1, 2019

1600BC, 1601, 7500, 8000, 9300BC

MODEL NO.	PRODUCT DESCRIPTION	LIST PRICE
7701-25	Tri-Style® Package w/ 1618 soffit (7500 series)	\$95.00
7701-26	Tri-Style® Package w/ 1618A soffit (all other series)	
7701-AS	Arm Shoe Assembly	\$20.70
7701-ES	Elbow Screw and Washer Assembly	\$8.40
7701-HSS	Set Screw Hold Open Arm	\$7.90
7701-HS	Hex Screw for adjusting arm and washer	\$1.00
7701-MAS	Main Arm Screw	\$7.90
138x142	Arm Shoe Sleeve Nut and Screw	\$5.10

9500

MODEL NO.	PRODUCT DESCRIPTION	LIST PRICE
9501-1	Regular Arm Assembly, Non-Hold Open	\$95.00
9501-1W	Main arm & tube assembly	\$46.00
9501-11	Rod & shoe assembly	\$17.80
9500-HS	Hex screw package	\$6.80
9501-1B	Top Jamb Deep Reveal Arm Assembly, Non-Hold Open	\$63.00
9501-2W	Main arm & arm tube assy	\$46.00
9501-11B	Rod & shoe assembly	\$15.20
9501-5	Parallel Arm Assembly w 9518 Bracket, Non-Hold Open	\$78.00
9501-3	Regular Arm Assembly, Hold Open	\$141.00
9501-1W	Main arm & rod assembly	\$46.00
9501-13	Hold open bracket assembly	\$65.00
9501-3B	Top Jamb Deep Reveal Arm Assembly, Hold Open	\$101.00
9501-3WB	Main arm & rod assy	\$46.00
9501-3W	Main arm & rod assy	
9501-8	Parallel Arm Assembly w 9528H Bracket, Hold Open	\$146.00

9540

MODEL NO.	PRODUCT DESCRIPTION	LIST PRICE
9541-1	Regular and Top Jamb Arm (reveals up to 2-9/16")	\$95.00
9541-5	Parallel Arm	\$78.00
9541-1A	Top Jamb Arm (Deep Reveals 2-9/16" to 4-13/16")	\$63.00
9541-1B	Top Jamb (Deep Reveals 4-13/16" to 8")	\$63.00
9548	Parallel Arm Non-Hold Open Bracket	\$72.00
95ASW	Main Arm Screw & Washer	\$7.00

ASSA ABLOY

The global leader in
door opening solutions

List price effective January 1, 2019

LOW PROFILE ARMS - 1680BC, 1681, 7581, 8081

MODEL NO.	PRODUCT DESCRIPTION	LIST PRICE
7780-1	Regular Arm, Low Profile Assembly, Non-Hold Open	\$95.00
7780-1MR	Main Arm and Adjusting Rod Assembly	\$85.00
7780-1TS	Tube and Shoe Assembly	\$36.00
7780-5	Parallel Arm, Low Profile Assembly w/ 1618 Soffit, Non-Hold Open	\$95.00
7780-1MR	Main Arm and Adjusting Rod Assembly	\$85.00
7780-5TS	Tube and Soffit 1618 Assembly	\$36.00
7780-6	Parallel Arm, Low Profile Assembly w/ 1618A Soffit, Non-Hold Open	\$95.00
7780-1MR	Main Arm and Adjusting Rod Assembly	\$85.00
7780-6TS	Tube and Shoe/Soffit Rod Assembly (1618A)	\$36.00
7780-25	Low Profile, Non-Hold Open Tri-Style® Assembly (7581)	\$95.00
7780-26	Low Profile, Non-Hold Open Tri-Style® Assembly (1680BC, 1681, 8081)	
7701-AS	Arm Shoe Assembly	\$20.70
7701-HSS	Hold Open Set Screw	\$7.90
7701-HS	Hex Screw	\$1.00
7701-ES	Screw and Washer Assembly	\$8.40

MISCELLANEOUS PARTS - 1600BC, 1601, 7500, 8000, 9300BC

MODEL NO.	PRODUCT DESCRIPTION	LIST PRICE
1543R	Jackscrew - Right Hand	\$12.50
1543L	Jackscrew - Left Hand	
455	Locknut (holder loop to bracket)	\$11.60
1554	Friction Disc (holder loop)	\$7.00
7701-HW	Hold Open Wrench	\$6.80

CLOSERPLUS®, CLOSERPLUS RAMP™, CLOSERPLUS SPRING™ ARMS - 1600BC, 1601, 7500, 8000, 9500

MODEL NO.	PRODUCT DESCRIPTION	LIST PRICE
6770-5	CloserPlus® Arm Assembly, Non-Hold Open (1600BC, 1601, 7500, 8000)	\$166.00
6750R-8	CloserPlus Ramp™ Arm assembly, Hold Open (7500, 8000)	\$228.00
6870T-8	CloserPlus® Arm Assembly, Hold Open (1600BC, 1601, 7500, 8000)	
6770P	Hole Plug (CLP or CPS Arms)	\$11.30
6770S	Removable Stop	
CPS6770-5	CloserPlus® Spring™ Arm Assembly, Non-Hold Open (1600BC, 1601, 7500, 8000)	\$323.00
CPS6870T-8	CloserPlus® Spring™ Arm Assembly, Hold Open (1600BC, 1601, 7500, 8000)	\$387.00
CPSK6770	CloserPlus® Spring™ Kit (1600BC, 1601, 7500, 8000)	\$144.00
9770-5	CloserPlus® Arm, Non-Hold Open (9500 Only)	\$114.00
9870T-8	CloserPlus® Arm, Hold Open (9500 Only)	\$167.00

CUSHION STOP ARM 1600BC, 1601BC

MODEL NO.	PRODUCT DESCRIPTION	LIST PRICE
7701-CA	Cushion Stop Arm Complete Assembly	\$160.00
CAK7701	Cushion Stop Arm Kit	\$39.30
6620-12	Cushion Stop Arm Adjustment Tube & Shoe	\$144.00
7701-HS	Cushion Stop Arm Hex Screw	\$1.00

ASSA ABLOY

RIGID ARMS - 1600BC, 1601, 7500, 8000, 9500

MODEL NO.	PRODUCT DESCRIPTION	LIST PRICE
R7701-1	Regular Rigid Arm (7500, 8000 Only)	\$145.00
PR7701-5	Parallel Rigid Arm, Non-Hold Open (1600BC, 1601, 7500, 8000)	\$124.00
PR7701-8R	Parallel Rigid Arm, Hold Open, Right Hand (1600BC, 1601, 7500, 8000)	\$169.00
PR7701-8L	Parallel Rigid Arm, Hold Open, Left Hand (1600BC, 1601, 7500, 8000)	
PRO7701-5	Parallel Rigid Arm w/ Offset Soffit Plate, Non-Hold Open (7500, 8000 Only)	\$149.00
PRO7701-8R	Parallel Rigid Arm w/ Offset Soffit Plate, Hold Open, Right Hand (7500, 8000 Only)	\$172.00
PRO7701-8L	Parallel Rigid Arm w/ Offset Soffit Plate, Hold Open, Left Hand (7500, 8000 Only)	
R9501-1	Regular Rigid Arm (9500 Only)	\$145.00
PR9501-5	Parallel Rigid Arm, Non-Hold Open (9500 Only)	
PR9501-8R	Parallel Rigid Arm, Friction Hold Open, Right Hand (9500 Only)	\$143.00
PR9501-8L	Parallel Rigid Arm, Friction Hold Open, Left Hand (9500 Only)	
PRO9501-5	Parallel Rigid Arm w/Offset Soffit Plate, Non-Hold Open (9500 Only)	\$138.00
PRO9501-8R	Parallel Rigid Arm w/Offset Soffit Plate, Hold Open, Right Hand (9500 Only)	\$157.00
PRO9501-8L	Parallel Rigid Arm w/Offset Soffit Plate, Hold Open, Left Hand (9500 Only)	

ARM ASSEMBLIES - 1700BC

MODEL NO.	PRODUCT DESCRIPTION	LIST PRICE
1700-1	Arm Assembly, Non-Hold Open	\$61.00
1700-3	Arm Assembly, Hold Open	\$94.00

STAINLESS STEEL ARMS - 1601SS, 7500SS

MODEL NO.	PRODUCT DESCRIPTION	LIST PRICE
7701SS-1	Regular Arm Assembly (SS), Non-Hold Open	\$365.00
7701SS-1M	Main Arm Assembly (SS)	\$188.00
7701SS-111	Secondary Arm Assembly (SS)	
7701SS-1A	J Top Jamb Arm Assembly, Non-Hold Open	\$365.00
7701SS-1M	Main Arm Assembly (SS)	\$188.00
7701SS-121	Secondary Arm Assembly (SS)	
^7701SS-6	Parallel Arm Assembly (SS), Non-Hold Open	\$365.00
7701SS-1M	Main Arm Assembly (SS)	\$188.00
^7701SS-116	Secondary Arm Assembly (SS)	
7701SS-AS	Arm Shoe Assembly	\$48.00
7701SS-ES	Screw and Washer Assembly	\$9.20

^1601SS and 7500SS only.

ASSA ABLOY

The global leader in
door opening solutions

List price effective January 1, 2019

SECURITY ARMS AND TRACK ASSEMBLIES - 7570

MODEL NO.	PRODUCT DESCRIPTION	LIST PRICE
*7771-1	Regular Rigid Arm Assembly, Non-Hold Open	\$208.00
*7771-5	Parallel Rigid Arm Assembly, Non-Hold Open	\$230.00
*CLP7771-5	CloserPlus® Arm Assembly, Non-Hold Open	\$267.00
*CLP7771-8T	CloserPlus® Arm Assembly, Hold Open	\$322.00
*CPS7771-5	CloserPlus Spring™ Arm Assembly, Non-Hold Open	\$410.00
*CPS7771-8T	CloserPlus Spring™ Arm Assembly, Hold Open	\$466.00
*7771ST-1A	Slide Track - Arm Only	\$134.00
*7771ST-1T	Pull Side Slide Track Assembly, Non-Hold Open	\$235.00
*7771ST-5T	Push Side Slide Track Assembly, Non-Hold Open	
7740SLD	Assembly Pack	\$90.50

*Furnished standard with Torx® security screws. Sex Nuts not included.

UNITROL® ARMS - 1600BC, 1601, 7500, 8000

MODEL NO.	PRODUCT DESCRIPTION	LIST PRICE
6100-11	Arm Assembly, Non-Hold Open, Door Width 28" to 32"	\$347.00
6100-13	Arm Assembly, Non-Hold Open, Door Width 33" to 41"	
6100-14	Arm Assembly, Non-Hold Open, Door Width 42" to 48"	
6100-1	Arm Assembly, Hold Open, Door Width 28" to 32"	\$438.00
6100-3	Arm Assembly, Hold Open, Door Width 33" to 41"	
6100-4	Arm Assembly, Hold Open, Door Width 42" to 48"	

UNITROL® ARMS - 7570 SECURITY

MODEL NO.	PRODUCT DESCRIPTION	LIST PRICE
6100-11	Arm Assembly, Non-Hold Open, Door Width 28" to 32"	\$347.00
6100-13	Arm Assembly, Non-Hold Open, Door Width 33" to 41"	
6100-14	Arm Assembly, Non-Hold Open, Door Width 42" to 48"	

UNITROL® ARMS - 9500

MODEL NO.	PRODUCT DESCRIPTION	LIST PRICE
9100-11	Arm Assembly, Non-Hold Open, Door Width 28" to 32"	\$347.00
9100-13	Arm Assembly, Non-Hold Open, Door Width 33" to 41"	
9100-14	Arm Assembly, Non-Hold Open, Door Width 42" to 48"	
9100-1	Arm Assembly, Hold Open, Door Width 28" to 32"	\$438.00
9100-3	Arm Assembly, Hold Open, Door Width 33" to 41"	
9100-4	Arm Assembly, Hold Open, Door Width 42" to 48"	

UNITROL® ARMS - 78B/F

MODEL NO.	PRODUCT DESCRIPTION	LIST PRICE
6130-17	Arm Assembly, Non-Hold Open, Door Width 28" to 32"	\$347.00
6130-18	Arm Assembly, Non-Hold Open, Door Width 33" to 41"	
6130-19	Arm Assembly, Non-Hold Open, Door Width 42" to 48"	
6130-7	Arm Assembly, Hold Open, Door Width 28" to 32"	\$438.00
6130-8	Arm Assembly, Hold Open, Door Width 33" to 41"	
6130-9	Arm Assembly, Hold Open, Door Width 42" to 48"	

ASSA ABLOY

The global leader in door opening solutions

List price effective January 1, 2019

TOP JAMB UNITROL® ARMS - 1600BC, 1601, 7500, 8000

MODEL NO.	PRODUCT DESCRIPTION	LIST PRICE
J6100-4	Arm Assembly, Non-Hold Open, Frame Reveals 2-1/8" to 3-1/4"	\$387.00
J6200-4	Arm Assembly, Non-Hold Open, Frame Reveals 1/2" to 2"	
J6400-4	Arm Assembly, Non-Hold Open, Frame Reveals 3-3/8" to 4-1/4"	
J6500-41	Arm Assembly, Non-Hold Open, Frame Reveals 4-3/8" to 5-3/8"	
J6500-42	Arm Assembly, Non-Hold Open, Frame Reveals 5-1/2" to 6-3/8"	
J6500-43	Arm Assembly, Non-Hold Open, Frame Reveals 6-1/2" to 7-3/8"	
J6600-4	Arm Assembly, Non-Hold Open, Frame Reveals 0" to 3/8"	
J6100-7	Arm Assembly, Hold Open, Frame Reveals 2-1/8" to 3-1/4"	\$492.00
J6200-7	Arm Assembly, Hold Open, Frame Reveals 1/2" to 2"	
J6400-7	Arm Assembly, Hold Open, Frame Reveals 3-3/8" to 4-1/4"	
J6500-71	Arm Assembly, Hold Open, Frame Reveals 4-3/8" to 5-3/8"	
J6500-72	Arm Assembly, Hold Open, Frame Reveals 5-1/2" to 6-3/8"	
J6500-73	Arm Assembly, Hold Open, Frame Reveals 6-1/2" to 7-3/8"	
J6600-7	Arm Assembly, Hold Open, Frame Reveals 0" to 3/8"	

SLIDE TRACKS (INCLUDING STP) - 7500ST, 8000ST

MODEL NO.	PRODUCT DESCRIPTION	LIST PRICE
7701ST-1T	Pull Side Slide Track Assembly, Non-Hold Open	\$182.00
7701ST-5T	Push Side Slide Track Assembly, Non-Hold Open	
7701ST-1T180	Pull Side Slide Track Assembly, Non-Hold Open 180°	
7701ST-3T	Pull Side Slide Track Assembly, Hold Open	\$274.00
7701ST-8T	Push Side Slide Track Assembly, Hold Open	
7701ST-1A	Arm Assembly (all except STP)	\$100.00
7701STP-1A	Arm Assembly (STP only)	
7700STEC	End Cap (2 required)	\$7.00
7700SLD	Slider Assembly	\$96.00
7700ASR	Retaining Ring	\$3.20
7700AS	Arm Stud	\$6.70
7700ASC	Arm Stud Clip	\$8.60
7701PT-DE-1R	Double Egress Arm Assembly, Right Hand	\$182.00
7701PT-DE-1L	Double Egress Arm Assembly, Left Hand	
7701ST-1ATR	Double Egress Arm Tube Assembly, Right Hand	\$132.00
7701ST-1ATL	Double Egress Arm Tube Assembly, Left Hand	
7701ST-1AT	Arm Tube Assembly (all except STP)	\$53.00
7701ST-1AR	Adjusting Rod Assembly (all units)	
7701STP-1AT	Arm Tube Assembly (STP only)	
7700ALAS	Arm Length Adjusting Screw	\$6.50

ASSA ABLOY

The global leader in
door opening solutions

LOW PROFILE SLIDE TRACKS - 7540, 8041, 8051

MODEL NO.	PRODUCT DESCRIPTION	LIST PRICE
7740ST-1T	Pull Side Slide Track Assembly, Non-Hold Open	\$182.00
7740ST-5T	Push Side Slide Track Assembly, Non-Hold Open	
7740ST-3T	Pull Side Slide Track Assembly, Hold Open	\$231.00
7740ST-8T	Push Side Slide Track Assembly, Hold Open	
7740ST-1A	Arm Assembly	\$100.00
7740SLD	Slider Assembly, Non-Hold Open	\$90.50
7740HSLD	Slider Assembly, Hold Open	\$132.00
7701ST-1AT	Arm Tube Assembly	\$53.00
7740ST-1AR	Adjusting Rod Assembly	

SLIDE TRACKS ASSEMBLIES & PARTS - 9500

MODEL NO.	PRODUCT DESCRIPTION	LIST PRICE
9501ST-1T	Pull Side Track (Non-Hold Open)	\$182.00
9501ST-5T	Push Side Track and Arm Assembly (Non-Hold Open)	
9501ST-3T	Pull Side Track (Hold Open)	\$274.00
9501ST-8T	Push Side Track and Arm Assembly (Hold Open)	
9501ST-1A	Push or Pull Side Arm (Non-Hold Open or Hold Open)	\$100.00

ARM ASSEMBLIES - 78-B/F

MODEL NO.	PRODUCT DESCRIPTION	LIST PRICE
B/F-1	Regular Arm Assembly, Non-Hold Open	\$95.00
B/F-1M	Main Arm	\$51.00
B/F-1W	Main Arm Less Rod and Shoe	\$85.00
B/F-11	Rod and Shoe	\$36.00
B/F-3	Regular Arm Assembly, Hold Open 90° to 180°	\$139.00
B/F-1M	Main Arm	\$51.00
B/F-3W	Main Arm Less Holder Shoe and Loop	\$85.00
B/F-13	Holder Shoe and Loop	\$54.00
B/F-5	Parallel Arm Assembly, Non-Hold Open	\$95.00
B/F-1M	Main Arm	\$51.00
B/F-5W	Main Arm Less Rod and Soffit Plate	\$85.00
B/F-15	Rod and Soffit Plate	\$36.00
*B/F-8	Parallel Arm Assembly, Hold Open 90° to 180°, Specify Hand	\$139.00
B/F-1M	Main Arm	\$51.00
B/F-8W	Main Arm and Rod Less Soffit Plate and Holder Loop Assembly	\$85.00
B/F-18	*Soffit Plate Holder and Loop Assembly	\$81.00
78PRA-5	Parallel Rigid Arm Assembly, Non-Hold Open	\$154.00
78PRA-8R	Parallel Rigid Arm Assembly, Hold Open (Right Hand)	\$170.00
78PRA-8L	Parallel Rigid Arm Assembly, Hold Open (Left Hand)	
7701-HS	Hex Screw and Washer Assembly	\$1.00
7701-HSS	Square Head Set Screw	\$7.90
7701-ES	Elbow Screw	\$8.40

*Specify Hand.

ASSA ABLOY

The global leader in
door opening solutions

List price effective January 1, 2019

PARTS - 78-B/F

MODEL NO.	PRODUCT DESCRIPTION	LIST PRICE
24BD	B/D Spring	\$142.00
56EF	E/F Spring	\$158.00
230BC	Spring (prior to 1978 model)	\$502.00
230D		\$309.00
230EF		\$229.00
1543R		\$12.50
1543L	Jackscrew - Left Hand	
455	Locknut	\$11.60
1554	Friction Disc	\$7.00
78-SW	Spanner Wrench	\$17.00

ARM ASSEMBLIES AND PARTS - 7900

MODEL NO.	PRODUCT DESCRIPTION	LIST PRICE
7900PK	Dress Plate Kit	\$84.00
7950-1L	Arm Assembly, Non-Hold Open, Left Hand	\$133.00
7950-1R	Arm Assembly, Non-Hold Open, Right Hand	
7950-3	Arm Assembly, Hold Open	
7950ST	Track Assembly, Non-Hold Open	\$238.00
7950STH	Track Assembly, Hold Open	
7900SLD	Non-Hold Open Slider	\$101.00
7950SLD	Hold Open Slider	
7900SP	Complete Screw Pack	\$23.50
7950H	Hold Open Assembly	\$100.00

ARM ASSEMBLIES AND PARTS - 7970 SECURITY

MODEL NO.	PRODUCT DESCRIPTION	LIST PRICE
7970PK	Security Dress Plate Kit	\$91.00
7970-1L	Security Arm Assembly, Left Hand	\$136.00
7970-1R	Security Arm Assembly, Right Hand	
7970ST	Security Track Assembly	\$246.00
7970SLD	Slider	\$101.00
7970SP	Complete Screw Pack	\$53.90
70TK	Torx® Tool Kit	\$181.00

SLIDE TRACK ASSEMBLIES AND PARTS - 2800ST

MODEL NO.	PRODUCT DESCRIPTION	LIST PRICE
28ST-IT	Pull Side Slide Track & Arm Assembly, Non-Hold Open	\$182.00
28ST-3T	Pull Side Slide Track & Arm Assembly, Hold Open	\$274.00
28ST-5T	Push Side Slide Track & Arm Assembly, Non-Hold Open	\$182.00
28ST-8T	Push Side Slide Track & Arm Assembly, Hold Open	\$274.00
2800LAP	Closer Body Only	\$408.00
SP2800B	Closer Screw Pack	\$10.50
SP2800S	Spline Screw Pack	\$26.40
SP28T	Track Screw Pack	\$14.10
2800P	Plastic Cover	\$37.00
28STHO	Hold Open Assembly	\$44.30
28STPB	Stop Mount Track Angle Bracket	\$46.90

ASSA ABLOY

The global leader in
door opening solutions

MOTOR AND MAIN ARM ASSEMBLIES - 5600

MODEL NO.	PRODUCT DESCRIPTION	LIST PRICE
5610M	Motor and Main Arm Assembly	\$1,071.00
5630M	Motor, Main Arm and Tube Assembly	

PARTS - 5600

MODEL NO.	PRODUCT DESCRIPTION	LIST PRICE
5600IN	Inverter	\$603.00
5700M	Motor Assembly	\$988.00
5600SP	Screw Pack	\$24.00
5600COV	Cover	\$95.00
5600PS	Power Supply	\$101.00
5700PC	Power Cord	\$21.00

ARM AND TRACK ASSEMBLIES - 5700

MODEL NO.	PRODUCT DESCRIPTION	LIST PRICE
5710-1	Arm and Track Assembly (Pull)	\$284.00
7701ST-1A	Arm Assembly	\$100.00
7200-1T	Track Assembly	\$199.00
7701-1A	Arm Assembly (Push)	\$95.00
7701-1W	Main Arm and Rod	\$85.00
7701-11A	Adjusting Tube and Shoe	\$36.00

PARTS - 5700

MODEL NO.	PRODUCT DESCRIPTION	LIST PRICE
1601LAP	Closer Body, Size 1-6	\$176.00
5700C	Chain	\$20.00
5700M	Motor Assembly	\$988.00
5700IN	Inverter	\$603.00
5700DPA	Door Position Adjustment Assembly	\$92.00
5700CA	Pinion Extension/Clutch Assembly (Sheet Metal Backplate)	\$241.00
5700CM	Pinion Extension/Clutch Assembly (Aluminum Backplate)	\$241.00
5700PB	Pillow Block (Aluminum Backplate)	\$75.00
5700CVR	Cover	\$95.00
5700SW	On/Off Switch	\$5.60
5700RS	Reed Switch	\$20.00
5700PWS	RF Power Supply	\$101.00
5700PC	Power Cord	\$21.00

UNIT SUB-ASSEMBLIES - 6000

MODEL NO.	PRODUCT DESCRIPTION	LIST PRICE
H6010LAP	6010, 6050 Unit Sub-Assembly; Non-Hold Open	\$2,737.00
H6020LAP	6020, 6030, 6060, 6070 Unit Sub-Assembly; Non-Hold Open	
6000LAP	Back Plate Sub-Assembly	\$2,492.00
6000LAR	Back Plate Sub-Assembly w/ RF	\$2,745.00
7500LAP	7500 Closer Body	\$388.00

ARM AND TRACK ASSEMBLIES - 6000

MODEL NO.	PRODUCT DESCRIPTION	LIST PRICE
6610-1	Arm and Track Assembly (6010)	\$298.00
7210-1A	Arm Assembly	\$155.00
7200-1T	Track Assembly	\$199.00
6020-1	Arm Assembly (6020)	\$320.00
6020-1W	Main Arm and Rod	\$166.00
6620-12	Adjusting Tube and Shoe	\$144.00
6030-1	Arm Assembly (6030)	\$304.00
6030-1W	Main Arm and Rod	\$156.00
6620-12	Adjusting Tube and Shoe	\$144.00
6050-1L	Arm and Track Assembly , Left Hand (6050))	\$485.00
7250-1L	Arm Assembly Left Hand	\$337.00
7200-1T	Track Assembly	\$199.00
6050-1R	Arm and Track Assembly, Right Hand (6050)	\$485.00
7250-1R	Arm Assembly Right Hand	\$337.00
7200-1T	Track Assembly	\$199.00
6660-1	Arm Assembly (6060)	\$347.00
6660-11	Rod and Snubber Assembly	\$156.00
6670-1	Arm Assembly (6070)	\$347.00
6670-11	Rod and Snubber Assembly	\$156.00

PARTS - 6000

MODEL NO.	PRODUCT DESCRIPTION	LIST PRICE
6000IN	Inverter	\$1,152.00
H6000COV	Cover	\$184.00
5700SW	On/Off Switch	\$5.60
6000DAB	Drop Angle Bracket	\$139.00
6000DAB180	Drop Angle Bracket - 180° Swing	
6000CB	Circuit Breaker	\$39.40
6000SUP	Power Supply	\$194.00
6000SEC	Security Plate Pack	\$139.00
6000SFB	Aluminum Storefront Bracket	\$139.00
SP6000	Screw Pack	\$45.40

ASSA ABLOY

The global leader in
door opening solutions

ARM AND TRACK ASSEMBLIES - 6300

MODEL NO.	PRODUCT DESCRIPTION	LIST PRICE
6310-1	Arm and Track Assembly (6310)	\$298.00
6310-1W	Arm Assembly	\$155.00
7100-1T	Track Assembly	\$199.00
6330-1	Arm Assembly (6330)	\$304.00
6330-1W	Main Arm and Rod	\$156.00
6620-12	Adjusting Tube and Shoe	\$144.00
6350-1L	Double Egress Arm, Left Hand (6350)	\$485.00
6350-1LW	Arm Assembly, Left Hand	\$337.00
7100-1T	Track Assembly	\$199.00
6350-1R	Double Egress Arm, Right Hand (6350)	\$485.00
6350-1RW	Arm Assembly, Right Hand	\$337.00
7100-1T	Track Assembly	\$199.00

PARTS - 6300

MODEL NO.	PRODUCT DESCRIPTION	LIST PRICE
6300CM	Power Supply/Board Assembly	\$1,023.00
6300END	End Cap Kit	\$259.00
6300SP	Screw Pack	\$51.70
6300CAB	Cable Kit	\$113.00
6300COV	Cover	\$184.00

UNIT SUB-ASSEMBLIES - 6300

MODEL NO.	PRODUCT DESCRIPTION	LIST PRICE
6310LAP	Pull Unit Sub-Assembly; Non-Hold Open	\$3,925.00
6330LAP	Push Unit Sub-Assembly; Non-Hold Open	
6300BPB	Back Plate Board	\$388.00

CLOSER BODIES - SAFEZONE®

MODEL NO.	PRODUCT DESCRIPTION	LIST PRICE
720XLAPS24L	Closer Body, 24V, Selective Hold Open, Left Hand	\$892.00
720XLAPS24R	Closer Body, 24V, Selective Hold Open, Right Hand	

Note: "X" in part number - specify closer size.

SLIDE TRACKS AND ARM ASSEMBLIES - SAFEZONE®

MODEL NO.	PRODUCT DESCRIPTION	LIST PRICE
7100-1T	Slide Track (7110SZ, 7150SZ)	\$199.00
7110-1A	Slide Arm (7110SZ)	\$155.00
7150-1R	Double Egress Arm - Right Hand (7150SZ)	\$337.00
7150-1L	Double Egress Arm - Left Hand (7150SZ)	
7701-1A	Double Lever Arm (7120SZ)	\$95.00
7701-1B	Double Lever Arm (7130SZ)	
7100SLD	Slider Assembly (part of slide track assembly)	\$96.00
7100CB	Cushion Block	\$66.00

COVERS - SAFEZONE®

MODEL NO.	PRODUCT DESCRIPTION	LIST PRICE
7100CL	Left Hand	\$411.00
7100CR	Right Hand	

PARTS - SAFEZONE®

MODEL NO.	PRODUCT DESCRIPTION	LIST PRICE
7100SK	Sensor Kit	\$454.00
7100PS	Power Supply (120V only)	\$184.00
7100REM	Remote	\$61.00

ASSA ABLOY

The global leader in
door opening solutions

CLOSER BODIES - 7200

MODEL NO.	PRODUCT DESCRIPTION	LIST PRICE
720XLAPS24L	Closer/Holder Assembly, 24V, Left Hand	\$892.00
720XLAPS24R	Closer/Holder Assembly, 24V, Right Hand	

Note: "X" in part number - specify closer size.

SLIDE TRACKS AND ARM ASSEMBLIES - 7200

MODEL NO.	PRODUCT DESCRIPTION	LIST PRICE
7100-1T	Slide Track for 7210, 7240, 7250	\$199.00
7110-1A	Slide Arm for 7210	\$155.00
7140-1A	Connected Free Swing Arm Assembly for 7240	\$245.00
7150-1R	Double Egress Arm, Right Hand for 7250	\$337.00
7150-1L	Double Egress Arm, Left Hand for 7250	
7701-1A	Double Lever Arm for 7220	\$95.00
7701-1B	Double Lever Arm for 7230	
7950-1L	Arm Assembly, Non-Hold Open, Left Hand - 7290	\$133.00
7950-1R	Arm Assembly, Non-Hold Open, Right Hand - 7290	
7950ST	Track Assembly, Non-Hold Open - 7290	\$238.00

SLIDE TRACK AND ARM PARTS - 7200

MODEL NO.	PRODUCT DESCRIPTION	LIST PRICE
7100CB	Cushion Block (part of slider assembly)	\$66.00
7240SP	Screw Pack for CFS Arm	\$61.00

PARTS - 7200

MODEL NO.	PRODUCT DESCRIPTION	LIST PRICE
MPDOSD24	Smoke Detector Board	\$483.00
MPSOCOV	Cover (Slave/Support Unit)	\$121.00
MPDOCOV	Cover (Master Unit)	\$140.00
SHOK	Selective Hold Open Switch Assembly 24V	\$107.00
SHO	Switch 24V	\$103.00

TRACK ASSEMBLIES - POWER TRACK®

MODEL NO.	PRODUCT DESCRIPTION	LIST PRICE
PTO24	Hinge Side Track, Master or Support, 24V	\$386.00
PPTO24	Stop Side Track, Master or Support, 24V	

Note: Master or Support Unit Assemblies include track, slider assembly and solenoid block assembly. Hook-up box not included.

TRACK PARTS - POWER TRACK®

MODEL NO.	PRODUCT DESCRIPTION	LIST PRICE
7700SLD	Slider Assembly	\$96.00
7700ASC	Slider Arm Stud Clip (included in slider assembly)	\$8.60
7700STEC	Track Assembly End Cap	\$7.00
PT24SOL	Solenoid Block Assembly 24V	\$261.00

ARM ASSEMBLIES - POWER TRACK®

MODEL NO.	PRODUCT DESCRIPTION	LIST PRICE
7701ST-1A	Standard Arm Assembly	\$100.00
7701ST-1AT	Adjusting Head and Tube Assembly	\$53.00
7701ST-1AR	Adjusting Rod Assembly	
7701PT-DE-1R	Double Egress Arm Assembly, Right Hand	\$182.00
7701PT-DE-1L	Double Egress Arm Assembly, Left Hand	
7701ST-1ATR	Double Egress Adjusting Arm and Tube Assembly, Right Hand	\$132.00
7701ST-1ATL	Double Egress Adjusting Head and Tube Assembly, Left Hand	
7700AS	Arm Stud	\$6.70
7700ASR	Retaining Ring	\$3.20
7700ALAS	Arm Length Adjusting Screw	\$6.50

HOOK-UP BOXES AND PARTS - POWER TRACK®

MODEL NO.	PRODUCT DESCRIPTION	LIST PRICE
PTOHB24	Hook-Up Box Support Unit, 24V, Hinge Side	\$325.00
PTOHB120	Hook-Up Box Support Unit, 120V, Hinge Side	
PTDOHB24	Hook-Up Box Master Unit, 24V, Hinge Side	\$879.00
PTDOHB120	Hook-Up Box Master Unit, 120V, Hinge Side	
PPTOHB24	Hook-Up Box Support Unit, 24V, Stop Side	\$309.00
PPTOHB120	Hook-Up Box Support Unit, 120V, Stop Side	
PPTDOHB24	Hook-Up Box Master Unit, 24V, Stop Side	\$869.00
PPTDOHB120	Hook-Up Box Master Unit, 120V, Stop Side	
PTO125V	Fuse	\$17.70
PTDOHBCOV	Hook-Up Box Cover Kit (includes cover and screws), Master Unit	\$94.00
PTOHBCOV	Hook-Up Box Cover Kit (includes cover and screws), Support Unit	\$65.00
PTOPCB24	Hook-Up Board, 24V, Master, Support or Slave Units	\$152.00
PTOPCB120	Hook-Up Board, 120V, Master or Support Units	
MPDOSD24	Smoke Detector Board	\$483.00
P7700PB	Push Side Hook-Up Box Plug Button	\$9.00
PT24SOL	Solenoid Block Assembly (24V)	\$261.00

Note: Specify finish on all hook-up boxes. Specify finish on smoke detector cover.

ASSA ABLOY

The global leader in
door opening solutions

RIXSON

Price List

Effective January 1, 2019

Canadian Prices Effective January 1, 2019

Service Center Business Hours

ASSA ABLOY Door Security Solutions

Customer Service – Monroe

8:00 a.m. – 4:30 p.m. (Eastern)

1902 Airport Road

Monroe, NC 28110

Telephone Number: (800) 457-5670

Fax Number: (800) 221-0489

ASSA ABLOY Door Security Solutions Canada

Customer Service – Vaughan

8:00 a.m. – 4:30 p.m. (Eastern)

160 Four Valley Drive

Vaughan ON L4K 4T9

Telephone Number: (800) 461-3007

Fax Number: (800) 461-8989

ASSA ABLOY Door Security Solutions

Customer Service – West

5678 Concourses Street

Ontario, CA 91764

Tel: 909-593-2100

Fax: 909-593-2500

Rixson TPS

8:00 a.m. – 4:30 p.m. (Eastern)

Telephone Number: (866) 474-9766

Holiday Schedule*

ASSA ABLOY Door Security Solutions Customer Service Center, Monroe, NC, and Rixson TPS, will be **CLOSED** on the following holidays:

2018 in USA

January 1

April 19

May 27

July 4

September 2

September 27, 28 – INVENTORY

November 28, 29

December 24, 25

*Dates subject to change.

2019 in Canada

January 1: New Year's Day

January 24 : Inventory

February 18: Family Day

April 19: Good Friday

May 20: Victoria Day

July 1: Canada Day

August 5: Civic Holiday

September 3: Labor Day

October 14: Thanksgiving

December 25: Christmas Day

December 26: Boxing Day

ORDERING PROTOCOL

Please submit Quick Ship Program Items and Factory Items on separate purchase orders.

If you have a Quote, please include the quote number on the purchase order. Orders without this information may be delayed.

Check all acknowledgements for accuracy.

Visit our website at www.rixson.com for current product information.

ASSA ABLOY

The global leader in
door opening solutions

Trademark Use Policy: ASSA ABLOY Americas

The following policy ("Policy") of ASSA ABLOY Americas ("ASSA ABLOY"), and all of its affiliated group companies (collectively, the "Group Companies"), applies to the use of certain intellectual property of all such Group Companies, including all trademarks, names, logos, product images, and related information (the "ASSA ABLOY Marks"). ASSA ABLOY Marks are proprietary and critical to the success of ASSA ABLOY and the Group Companies, and may only be used in strict compliance with this Policy.

This Policy covers any person or entity reselling any product of any Group Company with the consent of such Group Company (each, an "Approved Reseller"). Each Approved Reseller has a non-exclusive right to use certain of the ASSA ABLOY Marks relating to any of the Group Companies for which it is an Approved Reseller, subject to the following conditions:

- (1) Approved Reseller's use of ASSA ABLOY Marks must be truthful, fair, and not misleading;
- (2) Approved Reseller's advertising must clearly indicate that it is advertising of the Approved Reseller, and is not advertising of ASSA ABLOY;
- (3) Approved Reseller may not use any ASSA ABLOY Marks as part of or in connection with a domain name;
- (4) Approved Reseller's advertising must not imply or suggest an association between the Approved Reseller and ASSA ABLOY other than that of buyer and seller;
- (5) Approved Reseller's use of ASSA ABLOY Marks must be a positive representation of ASSA ABLOY, the Group Companies, and their products;
- (6) Approved Reseller's trade name must be more predominant on Approved Reseller's advertising than the ASSA ABLOY Marks;
- (7) Approved Reseller's use of ASSA ABLOY Marks must include the trademark symbol ® or ™, as appropriate, along with the following trademark legend printed in legible text on the Web page or document containing ASSA ABLOY Marks: "[describe ASSA ABLOY Marks] are trademarks or registered trademarks of ASSA ABLOY, Inc. or one of its affiliates in the United States and other countries.";
- (8) Approved Reseller must not make modifications of any ASSA ABLOY Marks; and
- (9) Approved Reseller may use only ASSA ABLOY Marks associated with the Group Companies for which it is an Approved Reseller (e.g., an Approved Reseller that sells Group Company X products but not Group Company Y products may use Group Company X trademarks in connection with its sale of Group Company X products, but may not use Group Company Y trademarks).

ASSA ABLOY reserves the right to review Approved Reseller's usage of ASSA ABLOY Marks at any time and may:

- (a) require changes to the use of ASSA ABLOY Marks at any time in its sole discretion, which changes must be implemented within 30 days of written notice to Approved Reseller;
- (b) condition the use of ASSA ABLOY Marks on ASSA ABLOY's prior approval of such use, which approval may be withheld in its sole discretion;
- (c) revoke permission to use ASSA ABLOY Marks at any time for any or no reason upon 30 days prior written notice to Approved Reseller; and
- (d) revoke permission to use ASSA ABLOY Marks immediately upon notice to Approved Reseller in the event Approved Reseller is in violation of this Policy, or of any other agreement with ASSA ABLOY or any Group Company. Approved Reseller's right to use ASSA ABLOY Marks in no way conveys to Approved Reseller any proprietary or economic interest in any ASSA ABLOY Marks.

Use of ASSA ABLOY Marks in violation of this Policy may result in severe civil and criminal liabilities. ASSA ABLOY will vigorously enforce this Policy by seeking all appropriate legal remedies, including, but not limited to, pecuniary damages and injunctive relief.

If there are any questions on this policy, please contact Linda Dean at ldean@assaabloyusa.com or 203-498-5596

ASSA ABLOY Door Security Solutions Website and eBusiness

Rixson's website at www.rixson.com is the place to go for all your *Rixson* product information needs. Easy-to-navigate menus and intuitive icons allow simple and fast access to the latest on new products, as well as the most up-to-date catalogs, templates and installation instructions.

Another great benefit of the *Rixson* website is the ability to become an eBusiness member. Access gives you additional information for *Rixson* account customers only.

Visit www.rixson.com to sign up for ASSA ABLOY Door Security Solutions eBusiness access.

ASSA ABLOY Door Security Solutions Security Consultants provides sales, marketing and support for RIXSON.

To sign up for eBusiness, follow the simple instructions listed below. Register today and start enjoying the many benefits!

eBusiness offers anytime access to:

- Order Status
- Order Check by P.O.
- Stock Status Check
- Cross Reference Guide
- Newsletters
- Contact Webmaster
- Extended Literature (Price Books, Order Forms)
- Fax Program Sign Up
- Fax Order Acknowledgement
- Fax Invoice

How to sign up for eBusiness access:

Step 1: Visit our website at www.rixson.com

Step 2: Double-click eBusiness icon (top middle)

Step 3: Complete ASSA ABLOY Door Security Solutions eBusiness sign-up form



ASSA ABLOY Door Security Solution's Fax Program

Would you like to receive your acknowledgements and invoices quickly and efficiently?

If so, ASSA ABLOY Door Security Solutions offers the Order Acknowledgement and Invoice Fax Program. Please see the simple steps below to get signed up today!

Requirement: Valid eBusiness User ID and Password. (If you do not have an eBusiness User ID and Password, please refer to eBusiness Sign-up Section included in this Price Book.)

Step 1: Log into eBusiness.



Step 2: Double-click on “Sign Up for ASSA ABLOY Door Security Solutions Fax Program Now!”

Step 3: Fill in appropriate information.

Step 4: Click on “Sign up for Fax Program!”



For Terms & Conditions and Warranty information pertaining to product sales in Canada, please visit www.assaabloy.ca/terms.

Yale Security Inc ® (the “Company”) warrants that its products sold under the Rixson® trade name in the United States of America are free from defects in workmanship and materials under normal use and service.

This warranty does not cover defects or damage arising from improper installation, lack of or improper maintenance, improper storage, shipping and handling, ordinary wear and tear, misuse, abuse, accident, unauthorized service, use with unauthorized non-Rixson products or parts, or the effects of erosion, or corrosion on the finish. This warranty is void if any modification is made to the product regardless of whether the modification causes or contributes to the alleged defect. All modifications are made at the risk of the party making the modification.

The only liability of the Company in tort or contract whether under this warranty or otherwise shall be limited to the repair or replacement of any product or component part which shall prove defective as covered by this warranty.

The warranty period after delivery to the original purchaser in all cases is as follows:

Rixson® door controls:

Series 27/28, 30/40 Heavy Duty Floor Closers	10 years
Series 91 Overhead Concealed Closers	5 years
Electrified Closer/Holders and Electromagnetic Holder/Releases	2 years
All other Rixson ® products	2 years

The Company will not pay for the cost of repair performed other than in accordance with this warranty. Written notice of a product or component part believed to be defective as covered by this warranty should be sent to Yale Security Inc., 1902 Airport Road, Monroe, North Carolina 28110, and should include your name and address, an identification of the product or component part and a brief description of the defect. Upon receipt of such notice, the Company will inform you where to ship such product or component part, shipping charges prepaid, for examination and, in the event such examination reveals a defect covered by this warranty, the product will be repaired or replaced.

THIS WARRANTY IS IN LIEU OF ALL OTHER EXPRESS WARRANTIES. TO THE EXTENT PERMITTED BY LAW, ALL IMPLIED WARRANTIES ARE LIMITED TO THE DURATION OF THIS WARRANTY. YALE SECURITY INC. SHALL NOT BE LIABLE FOR ANY INCIDENTAL OR CONSEQUENTIAL DAMAGES.

SOME STATES DO NOT ALLOW LIMITATIONS ON HOW LONG AN IMPLIED WARRANTY LASTS OR THE EXCLUSION OR LIMITATION OF INCIDENTAL OR CONSEQUENTIAL DAMAGES, SO THE ABOVE LIMITATIONS OR EXCLUSIONS MAY NOT APPLY TO YOU.

THIS WARRANTY GIVES YOU SPECIFIC LEGAL RIGHTS, AND YOU MAY ALSO HAVE OTHER RIGHTS WHICH VARY FROM STATE TO STATE.

For Terms & Conditions and Warranty information pertaining to product sales in Canada, please visit www.assaabloy.ca/terms.

ACCEPTANCE

RIXSON reserves the right to decline an order, in whole or in part, when the type or quantity of goods or creditworthiness of the Purchaser is not satisfactory to us in our sole and absolute discretion.

Purchase Orders, Quote Requests, Acknowledgements or the like issued by the Purchaser that have contrary standard terms and conditions are not binding on RIXSON, unless such terms and conditions are approved in a separate written agreement by RIXSON authorized representatives. In the event of an acceptance of Purchaser's Purchase Order by RIXSON, the Purchaser agrees that such acceptance is solely conditioned on Purchaser's acceptance of the terms and conditions set forth in this instrument, regardless of the terms and conditions specified in Purchaser's Purchase Order. The terms and conditions in Purchaser's Purchase Order which conflict with the terms and conditions of this instrument shall be disregarded and are hereby rejected, and this instrument shall constitute the entire agreement between RIXSON and the Purchaser.

In the event that RIXSON does not enforce or require strict performance of any term or condition hereof, or of any other document, instrument or other agreement relating to goods sold, such lack of enforcement or requirement of strict performance will not waive, affect or diminish any right of RIXSON to enforce or require strict performance of such term or condition in the future.

PRICES

All prices are subject to change without notice and are not guaranteed. All shipments will be made at prices in effect at the time of shipment. Possession of this price list does not constitute an agreement to sell. We reserve the right to correct clerical, stenographic and other obvious errors at any time.

TERMS

Invoices dated the 1st through the 15th will be due for 2% discount on the *10th of the following month. Invoices dated the 16th through the 31st will be due for 2% discount on the *25th of the following month. *Net immediately thereafter. (RIXSON retains the right to sell or to decline to sell to any Customer for any reason whatsoever that in its judgment is deemed sufficient.)

It is understood that RIXSON may impose and charge a finance charge which is the lesser of one and one-half percent (1-1/2%) per month or the highest rate allowed by law on any amount which becomes past due and delinquent. Additionally the Customer shall be responsible for all collection costs, court costs and reasonable attorney's fees (where allowed by law) in connection with the recovery of any delinquent amount.

FREIGHT

All orders are shipped FOB factory/warehouse, except as expressly provided below. When delivered to the Transportation Company, the Purchaser assumes the risk of loss or damage in transit.

Customer orders with net product value in excess of \$3,000.00 will be shipped prepaid by RIXSON's carrier of choice to a single destination point in the United States. Orders for Norton and RIXSON goods can be combined on one purchase order to meet the \$3,000.00 minimum value for prepaid shipping.

Customer orders with net product value less than \$3,000.00 will be shipped prepaid by RIXSON's carrier of choice and freight and handling charges will be added to the customer's invoice.

A minimum freight and handling charge of \$25.00 will be charged on orders with net product value of \$600.00 or less.

For orders with net product value greater than \$600.00 and less than \$3,000.00, freight charges will be calculated as a percentage of the net invoice value and will be added to Customer's invoice. The percentage is based on the National U.S. Average On Highway Diesel Fuel Prices as reported by the US Department of Energy in effect at the beginning of each quarter. On the first Monday of each quarter, the new rate will be published on the RIXSON and Door

Security Solutions extranet and will go into effect on the 2nd Monday of the quarter. Please refer to the RIXSON distributor extranet for the rate chart and information on the current freight charge percentage. The percentage in effect at the time of shipment of the order will be charged.

If a customer provides their own freight account # for the freight charges, RIXSON will apply a handling fee of \$25.00 to the invoice.

Expedited shipping options – If the customer requests an expedited method of shipment such as "Next Day Air" the charges will be prepaid by RIXSON and the full rate for the service, as published by the carrier, will be added to the customer's invoice.

Packing – RIXSON will pack, mark and ship the products according to its standard procedures for shipment, unless the parties agree, in writing, that RIXSON will comply with any special instructions provided by the customer. Special instructions must be submitted, in writing, at time of order placement. Compliance with special instructions may result in an increased price.

MINIMUM ORDER

Minimum order value for complete product is \$250.00 net product value. The minimum order value for parts orders is \$100.00 net product value. In the event that the net product value does not meet the required net minimum, RIXSON may, at its sole discretion (a) apply a minimum order charge, (b) reject the order or (c) waive the minimum requirement provided that the waiver of the requirement for one order shall not constitute a waiver of the requirement for any future orders.

QUOTATIONS

If RIXSON elects to offer a quote, such quote will be valid until the expiration date on that quote. Complete shipment of the order must be accepted by Purchaser within standard lead times.

The quote number must be referenced on the order. Any invoiced order that has the incorrect discount applied to it and did not have the quote number written on the order will have a service fee of \$100.00 net DEDUCTED from any sales credit issued for the difference in discount.

The quote is null and void if the Purchase Order does not include ALL product lines listed on the quote or if the quantities for any item covered by the quote deviate by 10% or more. With the issuance and acceptance of a quote for the purchase of products, the Purchaser agrees that products so purchased will not be resold or transferred to any Distributor not authorized by RIXSON to sell its products. This would be inclusive of branches of the quoted Distributor. Failure to abide by this restriction may result in the Distributor's ineligibility for Quotations, or other actions in RIXSON's discretion.

RIXSON and its sales representatives reserve the right, in their sole discretion and for any reason, to refuse a Distributor's request to quote a price other than RIXSON's standard list price and regardless of whether RIXSON or its sales representatives have previously quoted discounted prices to the Distributor on some or all of its orders.

NON-CATALOGED PRODUCTS

Products not cataloged or listed in this price book will be considered as special products, and will not be manufactured without prior written approval from RIXSON. Non-catalogued products are not subject to buy programs. Contact factory for pricing. Special products require special handling, and therefore standard lead times may not apply. Special drawings to correct customer error for product already received, may carry a \$400.00 service charge. This fee must be paid prior to release of drawings.

CHANGES/CANCELLATION OF ORDERS

Changes or cancellations to an order will result in a charge of costs for material and labor expenses that have been incurred prior to notification from Customer. If products have already been made and or are located in the shipping room, the 45% restocking fee will apply. Handling charges are billed on Customer's original order. All

For Terms & Conditions and Warranty information pertaining to product sales in Canada, please visit www.assaabloy.ca/terms.

Non-Cataloged Goods and RIXSON Quick Ship Orders may not be changed or cancelled. All change requests for goods, other than for the reasons stated above, must be submitted in writing to Customer Service within two (2) business days of receipt of acknowledgment of the order.

ADD-ON ORDERS TO QUOTE

Any new order requesting special pricing to match an existing quote number, which has already been ordered, will be accepted up to sixty (60) days after the acknowledgement of the original order. All add-on orders must reference the original factory order number and the corresponding quote number to receive the quoted pricing discount. Add-on orders for stock will not be accepted.

PACKAGING

Many items are defined as to Case Lot Packaging or Minimum Order. The Case Lot policy does not apply to hardware to be used on a specific hardware project.

DELIVERY

Orders will be acknowledged and given a scheduled delivery date based on estimated manufacturing lead times. Complete information is required to process all orders. Orders with insufficient information for processing (i.e. door sizes, handing, etc.) may be subject to extended lead times which are relative to the time required in obtaining the necessary information for order processing. Manufacturing lead time will begin once all information is received to process an order. RIXSON will use reasonable efforts to deliver products as estimated, but makes no guarantees as to delivery dates. RIXSON will not be liable for back charges incurred based on availability of product or as a result of delays in delivery caused by insufficient information required to process an order. RIXSON will not be held responsible for delays in delivery caused by strikes, fires, floods or any other causes beyond our control, including the delivery of material to us. Under no circumstances shall RIXSON be liable or accountable for consequential damages due to failure of delivery.

CLAIMS

In the event of Company or Customer error, claims for shortages, pricing errors and/or incorrectly filled orders must be submitted in writing to Customer Service within thirty (30) days from receipt of material.

Any claims for shortages or damage by the Carrier must be made by the Customer directly to the Carrier.

INVOICE DEDUCTION

A RIXSON Sales Representative or Customer Service Representative must be notified of any disputed invoices within sixty (60) days from the date of invoice. Deductions should only be taken for the disputed amount and the balance of the invoice is due and payable within standard payment terms.

RETURNED GOODS

It is the policy of RIXSON to not accept returns of any materials that are correctly furnished as per the Distributor's Purchase Order. Return of product due to customer order error or accommodation must be pre-arranged with RIXSON and approved in writing by Sales Management. All products returned as "Goodwill" must meet the following criteria to be considered a return:

- Be in original, unmarked and undamaged cartons.
- Be valued in excess of \$250.00 net.
- Shipped and invoiced within the previous 120 days.
- **Custom, non-cataloged goods, or RIXSON Quick Ship product is not returnable.**

A MINIMUM restocking fee of 45% will be charged. Upon receipt and verification by RIXSON that the returned merchandise meets the foregoing conditions, a credit will be issued for the original invoice amount less the MINIMUM 45% restocking fee. Defective goods and "Goodwill" products that meet the foregoing criteria may be returned

by fulfilling the following conditions:

- Send an RGA request in writing to the RIXSON Sales Representative serving the Purchaser's area.
- Ensure the RGA labels that are sent to Purchaser by RIXSON are visible on return goods shipment.
- Ensure that the RGA number appears on the return shipment label and is legible.
- Return the authorized merchandise within sixty (60) days from the date of RGA issuance date.
- Return shipments must be freight prepaid to the location specified on the RGA. RIXSON is not liable for damages to product during shipping.

No credit may be taken or issued prior to RGA approval and receipt of product.

All defective goods within the terms of our limited warranty may be returned for credit or replacement.

TAXES

Prices do not include any present or future Federal, State, or Local property, license, privilege, sales, use, excise, gross receipts or other like taxes or assessments, which may result from transactions or any services performed in connection herewith.

GOVERNING LAW

The rights and obligations of the parties shall be governed by the laws of the State of North Carolina, excluding any conflicts of law provisions. The United Nations Convention on Contracts for the International Sale of Goods shall not apply to this Agreement.

LIMITED WARRANTY

The Terms and Conditions outlined above are subject to RIXSON's Limited Warranty, which is included in this Price List and incorporated herein by reference.

PRODUCT MODIFICATIONS

RIXSON products are not designed or intended for aftermarket modification. The warranty on RIXSON products becomes void if the product is modified in any way, regardless of whether the modification causes or contributes to any alleged defect. Warranty voiding modifications include, but are not limited to, third-party electrification of non-electric products and/or the installation of non-approved or non-RIXSON components.

If a RIXSON product is modified it no longer meets industry certification and quality control standards applicable to the original product and is no longer a genuine RIXSON product. A modified product may not be sold as a RIXSON product and no RIXSON trademarks or certification marks based on the original RIXSON product, such as U.L. or ANSI/BHMA marks, may appear anywhere on the modified product or on any packaging, literature, or instructions sold with the modified product.

All original RIXSON packaging and literature that carries RIXSON trademarks must be destroyed if the original RIXSON product is modified. Portions of the product that carry a RIXSON trademark or certification mark must be discarded and/or replaced by the party making the modification. U.L. and other certification testing and marking are also the responsibility of the party making modification. The use of RIXSON trademarks on modified products constitutes trademark infringement.

TECHNICAL INFORMATION AND ADVICE

(a) All designs, data, and specifications provided by Company are proprietary and will not be disclosed or reused by Customer without the prior written consent of Company; (b) Company assumes no obligation or liability for any advice given by Company, the results obtained, or damages incurred, and all such advice is given and accepted at Customer's risk.

Finish Symbol Designations

BHMA**	US	DESCRIPTION
600 / 674	P	PRIME COAT
605* / 632	3	BRIGHT BRASS
606 / 633	4	SATIN BRASS
611 / 637	9	BRIGHT BRONZE
612 / 639	10	SATIN BRONZE
613 / 640	10B	DARK BRONZE
613E / 640E	10BE	DARK OXIDIZED SATIN BRONZE - EQUIVALENT
618	14	BRIGHT NICKEL
619	15	SATIN NICKEL
622 / 693	19	FLAT BLACK
625 / 651	26	BRIGHT CHROME
626 / 652	26D	SATIN CHROME
629*	32	BRIGHT STAINLESS
630*	32D	SATIN STAINLESS
689		SPRAYED ALUMINUM
690		SPRAYED DARK BRONZE
691		SPRAYED LIGHT BRONZE
696		SPRAYED BRASS
BSP		BLACK SUEDE POWDER COAT

Blackened or hammered finishes are not available.

For any other finishes not listed, contact pricing department, 800-457-5670.

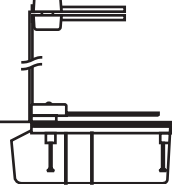

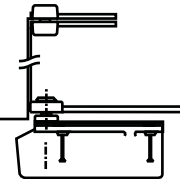


* Patch fittings are available in these finishes only.

** BHMA numbers are assigned by base metals on which finish is being applied. For more information see ANSI A156.18. Appearance should closely match old US numbers.

For finish availability see product “how to order” pages.

Note that all fire rated openings must have a minimum of one intermediate pivot. See page 116
Options on page 89

Heavy Weight/Duty 3/4" Offset

Model	Complete Closer Specify Model, Hand and Degree	LAP Specify Model, Hand and Degree	Top Pivot Pkg	Bottom Arm Pkg	Floor Plate Pkg	Cement Case Pkg
	27N	27N LAP	180	252050R*	274050R*	253000-PKG
				252050L*	274050L*	
	\$1,680.00	\$1,143.00	\$219.00	\$116.00	\$105.00	\$97.00
	27S	27S LAP	180	252050R*	274750R*	253000-PKG
				252050L*	274750L*	
	\$1,806.00	\$1,269.00	\$219.00	\$116.00	\$105.00	\$97.00
	F27N 	27N LAP	F180	252050R*	274050R*	253000-PKG
				252050L*	274050L*	
	\$1,974.00	\$1,143.00	\$513.00	\$116.00	\$105.00	\$97.00
	27-180N	27-180N LAP	180	252050R*	274050R*	253000-PKG
				252050L*	274050L*	
	\$1,812.00	\$1,275.00	\$219.00	\$116.00	\$105.00	\$97.00
	27-180A	27-180A LAP	180	252050R*	274050R*	253000-PKG
				252050L*	274050L*	
	\$1,938.00	\$1,401.00	\$219.00	\$116.00	\$105.00	\$97.00
	F27-180N 	27-180N LAP	F180	252050R*	274050R*	253000-PKG
				252050L*	274050L*	
	\$2,106.00	\$1,275.00	\$513.00	\$116.00	\$105.00	\$97.00
	127N	28N LAP	180	652050R*	274050R*	253000-PKG
				652050L*	274050L*	
	\$1,756.00	\$1,134.00	\$219.00	\$201.00	\$105.00	\$97.00
	127S	28S LAP	180	652050R*	274750R*	253000-PKG
				652050L*	274750L*	
	\$1,882.00	\$1,260.00	\$219.00	\$201.00	\$105.00	\$97.00
	F127N 	28N LAP	F180	652050R*	274050R*	253000-PKG
				652050L*	274050L*	
	\$2,050.00	\$1,134.00	\$513.00	\$201.00	\$105.00	\$97.00

*Finish required, see page 90

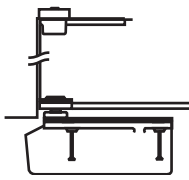
N = Non-Hold open A = Automatic Hold Open S = Selective Hold Open

Note: Buying program discount on Pivots applies when Pivots are ordered separately

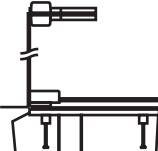

LAP = Less All Parts

Note that all fire rated openings must have a minimum of one intermediate pivot. See page 116
Options on page 89



Heavy Weight/Duty 3/4" Offset

Model	Complete Closer Specify Model, Hand and Degree	LAP Specify Model, Hand and Degree	Top Pivot Pkg	Bottom Arm Pkg	Floor Plate Pkg	Cement Case Pkg
	427N	28N LAP	180 x 102	652050R*	274050R*	253000-PKG
				652050L*	274050L*	
	\$1,886.00	\$1,134.00	\$349.00	\$201.00	\$105.00	\$97.00
	427S	28S LAP	180 x 102	652050R*	274750R*	253000-PKG
				652050L*	274750L*	
	\$2,012.00	\$1,260.00	\$349.00	\$201.00	\$105.00	\$97.00

Heavy Weight/Duty 1-1/2" Offset

Model	Complete Closer Specify Model, Hand and Degree	LAP Specify Model, Hand and Degree	TopPivotPkg	Bottom Arm Pkg	Floor Plate Pkg	Cement Case Pkg
	27N x 1-1/2OS	27N LAP	180 x 1-1/2OS	252060R*	274050R*	253000-PKG
				252060L*	274050L*	
	\$1,919.00	\$1,143.00	\$395.00	\$179.00	\$105.00	\$97.00
	27S x 1-1/2OS 	27S LAP	180 x 1-1/2OS	252060R*	274750R*	253000-PKG
				252060L*	274750L*	
	\$2,045.00	\$1,269.00	\$395.00	\$179.00	\$105.00	\$97.00
	F27N x 1-1/2OS	27N LAP	F180 x 1-1/2OS	252060R*	274050R*	253000-PKG
				252060L*	274050L*	
	\$2,353.00	\$1,143.00	\$829.00	\$179.00	\$105.00	\$97.00
	27 x180N x 1-1/2OS	27 x 180N LAP	180 x 1-1/2OS	252060R*	274050R*	253000-PKG
				252060L	274050L*	
	\$2,051.00	\$1,275.00	\$395.00	\$179.00	\$105.00	\$97.00
	27-180A x 1-1/2OS	27 x 180A LAP	180 x 1-1/2OS	252060R* 252060L*	274050R* 274050L*	253000-pkg
	\$2,177.00	\$1,401.00	\$395.00	\$179.00	\$105.00	\$97.00
	F27-180N x 1-1/2OS	27-180N LAP	F180 x 1-1/2OS	252060R* 252060L*	274050R* 274050L*	253000-PKG
\$2,485.00	\$1,275.00	\$829.00	\$179.00	\$105.00	\$97.00	

Independently Hung (HANGING MEANS AFFECT PRICING AND MUST BE NOTED WHEN ORDERING)

Model	Complete Closer Specify Model, Hand and Hanging Means	LAP Specify Model and Hand	Top Pivot Pkg	Bottom Arm Pkg	Floor Plate Pkg	Cement Case Pkg
	**F327N 	327N LAP	N/A	3252010-*	3274010R*	253000-PKG
	\$1,772.00	\$1,226.00	N/A	\$344.00	3274010L*	

*Finish required, see page 90

N = Non-Hold open A = Automatic Hold Open S = Selective Hold Open

Note: Buying program discount on Pivots applies when Pivots are ordered separately LAP = Less All Parts

**Pricing for Offset 1-3/4 thick door hung on standard 4-1/2 x 4-1/2 butts or 3/4 offset pivots. For all other hanging means or door thicknesses, consult factory. Prices will be affected and will not carry any buy program or quote discounting.

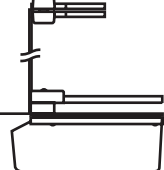


ASSA ABLOY

The global leader in
door opening solutions

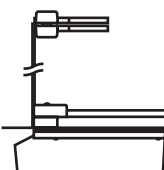
List price effective January 1, 2019

Note that all fire rated openings must have a minimum of one intermediate pivot. See page 116
Options on page 89

Extra Heavy Weight/Duty/Lead Lined 1-3/4" Door

Model	Complete Closer Specify Model, Hand and Degree	LAP Specify Model, Hand and Degree	Top Pivot Pkg	Bottom Arm Pkg	Floor Plate Pkg	Cement Case Pkg
	L27N	L27N LAP	L180	252051R*	274050R*	253001
				252051L*	274050L*	
	\$2,458.00	\$1,585.00	\$356.00	\$206.00	\$105.00	\$206.00
	L27S	L27S LAP	L180	252051R*	274750R*	253001
				252051L*	274750L*	
	\$2,584.00	\$1,711.00	\$356.00	\$206.00	\$105.00	\$206.00
	FL27N 	L27N LAP	FL180	252051R*	274050R*	253001
				252051L*	274050L*	
	\$2,854.00	\$1,585.00	\$752.00	\$206.00	\$105.00	\$206.00
	L27-180N	L27-180N LAP	L180	252051R*	274050R*	253001
				252051L*	274050L*	
	\$2,629.00	\$1,756.00	\$356.00	\$206.00	\$105.00	\$206.00
	L27-180A	L27-180A LAP	L180	252051R*	274050R*	253001
				252051L*	274050L*	
	\$2,755.00	\$1,882.00	\$356.00	\$206.00	\$105.00	\$206.00
	FL27-180N 	L27-180N LAP	FL180	252051R*	274050R*	253001
				252051L*	274050L*	
	\$3,025.00	\$1,756.00	\$752.00	\$206.00	\$105.00	\$206.00

Extra Heavy Weight/Duty/Lead Lined ALL OTHER DOOR THICKNESSES

Model	Complete Closer Specify Model, Hand and Degree	LAP Specify Model, Hand and Degree	Top Pivot Pkg	Bottom Arm Pkg	Floor Plate Pkg	Cement Case Pkg
	L27N x door thickness	L27N LAP	L180 x door thickness	2" 252052R* 2" 252052L* 2-1/4" 252053R* 2-1/4" 252053L* 2-1/2" 252054R* 2-1/2" 252054L* 3" 252055R* 3" 252055L*	274050R*	253001
					274050L*	
	\$2,832.00	\$1,585.00	\$537.00	\$399.00	\$105.00	\$206.00
	L27S x door thickness	L27S LAP	L180 x door thickness	See above	274750R*	253001
					274750L*	
	\$2,958.00	\$1,711.00	\$537.00	\$399.00	\$105.00	\$206.00
	L27-180N x door thickness	L27-180N LAP	L180 x door thickness	See above	274050R*	253001
					274050L*	
	\$3,003.00	\$1,756.00	\$537.00	\$399.00	\$105.00	\$206.00
	L27-180A x door thickness	L27-180A LAP	L180 x door thickness	See above	274050R*	253001
					274050L*	
	\$3,129.00	\$1,882.00	\$537.00	\$399.00	\$105.00	\$206.00

*Finish required, see page 90

N = Non-Hold open A = Automatic Hold Open S = Selective Hold Open

Note: Buying program discount on Pivots applies when Pivots are ordered separately LAP = Less All Parts


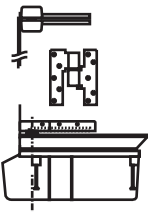
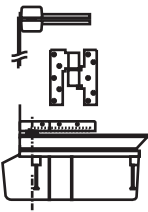
ASSA ABLOY

The global leader in
door opening solutions

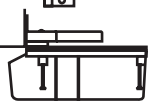
List price effective January 1, 2019

Note that all fire rated openings must have a minimum of one intermediate pivot. See page 116
Options on page 89

Heavy Weight/Duty Quick Install

Model	Complete Closer Specify Model, Hand and Degree	LAP Specify Model, Hand and Degree	Top Pivot Pkg	Bottom Arm Pkg	Floor Plate Pkg	Cement Case Pkg	Intermediate Pivot *Cannot be ordered less intermediate pivot
	Q27N	Q27N LAP	180	222050R*	294050R*	253000-PKG	M19
				222050L*	294050L*		
	\$2,245.00	\$1,273.00	\$219.00	\$237.00	\$105.00	\$97.00	\$314.00
	Q27S	Q27S LAP	180	222050R*	294750R*	253000-PKG	M19
				222050L*	294750L*		
	\$2,371.00	\$1,399.00	\$219.00	\$237.00	\$105.00	\$97.00	\$314.00
	FQ27N (UL)	Q27N LAP	F180	222050R*	294050R*	253000-PKG	FM19
				222050L*	294050L*		
	\$2,893.00	\$1,273.00	\$513.00	\$237.00	\$105.00	\$97.00	\$668.00
	QT27N	Q27N LAP	180	222050R*	N/A	253000-PKG	M19
				222050L*			
	\$2,140.00	\$1,273.00	\$219.00	\$237.00	–	\$97.00	\$314.00
	QT27S	Q27S LAP	180	222050R*	N/A	253000-PKG	M19
				222050L*			
	\$2,266.00	\$1,399.00	\$219.00	\$237.00	–	\$97.00	\$314.00
	FQT27N (UL)	Q27N LAP	F180	222050R*	N/A	253000-PKG	FM19
				222050L*			
	\$2,788.00	\$1,273.00	\$513.00	\$237.00	–	\$97.00	\$668.00

Heavy Weight/Duty HM Door and Frame Preps

Model	Complete Closer Specify Model, Hand and Degree	LAP Specify Model, Hand and Degree	Hinge Pkg (3 per pkg)	Bottom Arm Pkg	Floor Plate Pkg	Cement Case Pkg
 (3 Each)	HM27N & FHM27N (UL)	27N LAP	254545*-PK	222050R*HM	274050R*	253000-PKG
				222050L*HM	274050L*	
	\$2,206.00	\$1,143.00	\$624.00	\$237.00	\$105.00	\$97.00
	HM27S	27S LAP	254545*-PK	222050R*HM	274750R*	253000-PKG
				222050L*HM	274750L*	
	\$2,332.00	\$1,269.00	\$624.00	\$237.00	\$105.00	\$97.00

*Finish required, see page 90

N=Non Hold Open A=Automatic Hold Open S=Selective Hold Open

Note: Buying program discount on Pivots applies when Pivots are ordered separately

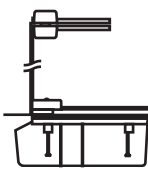
LAP = Less All Parts

RIXSON

Heavy Duty Offset Hung Floor Closers

Note that all fire rated openings must have a minimum of one intermediate pivot. See page 116
Options on page 89

Standard Weight/Duty 180° Swing

Model	Complete Closer Specify Model and Hand	LAP Specify Model and Hand	Top Pivot Pkg	Bottom Arm Pkg	Floor Plate Pkg	Cement Case Pkg
	20N	20N LAP	180	252050R*	204050R*	203000
	\$1,763.00	\$1,226.00	\$219.00	252050L*	204050L*	\$97.00
	F20N	20N LAP	F180	252050R*	204050R*	203000
	\$2,057.00	\$1,226.00	\$513.00	252050L*	204050L*	\$97.00

*Finish required, see page 90

N=Non Hold Open A=Automatic Hold Open S=Selective Hold Open

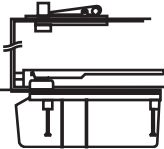
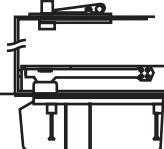
Note: Buying program discount on Pivots applies when Pivots are ordered separately

LAP = Less All Parts

ASSA ABLOY

The global leader in
door opening solutions

Heavy Weight/Duty Single Acting

Model	Complete Closer Specify Model, Hand and Degree	LAP Specify Model, Hand and Degree	Top Pivot Pkg	Bottom Arm Pkg	Floor Plate Pkg	Cement Case Pkg
	28N x 554	28N LAP	340	282554	284020R*	253000-PKG
					284020L*	
	\$1,626.00	\$1,134.00	\$142.00	\$142.00	\$111.00	\$97.00
	28S x 554	28S LAP	340	282554	284720R*	253000-PKG
					284720L*	
	\$1,752.00	\$1,260.00	\$142.00	\$142.00	\$111.00	\$97.00
	28N	28N LAP	340	282026-*	284020R*	253000-PKG
					284020L*	
	\$1,626.00	\$1,134.00	\$142.00	\$142.00	\$111.00	\$97.00
	28S	28S LAP	340	282026-*	284720R*	253000-PKG
					284720L*	
	\$1,752.00	\$1,260.00	\$142.00	\$142.00	\$111.00	\$97.00

*Finish required, see page 90

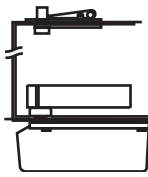
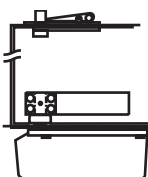
N = Non-Hold open A = Automatic Hold Open

Note: Buying program discount on Pivots applies when Pivots are ordered separately

LAP = Less All Parts

Options on page 89

Extra Heavy Weight/Duty Single Acting

Model	Complete Closer Specify Model Hand and Degree	LAP Specify Model Hand and Degree	Top Pivot Pkg	Bottom Arm Pkg	Floor Plate Pkg	Cement Case Pkg
	H28N	H28N LAP	H340	262022	284020R*	253001
					284020L*	
	\$2,748.00	\$1,318.00	\$467.00	\$646.00	\$111.00	\$206.00
	H28S	H28S LAP	H340	262022	284720R*	253001
					284720L*	
	\$2,874.00	\$1,444.00	\$467.00	\$646.00	\$111.00	\$206.00
	H28N x 587	H28N LAP	H340	262587	284020R*	253001
					284020L*	
	\$2,748.00	\$1,318.00	\$467.00	\$646.00	\$111.00	\$206.00
	H28S x 587	H28S LAP	H340	262587	284720R*	253001
					284720L*	
	\$2,874.00	\$1,444.00	\$467.00	\$646.00	\$111.00	\$206.00

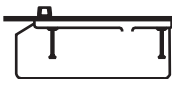
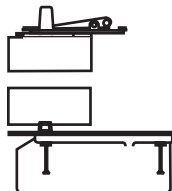
*Finish required, see page 90

N = Non-Hold open A = Automatic Hold Open S = Selective Hold Open

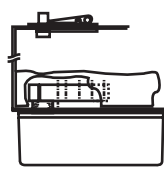
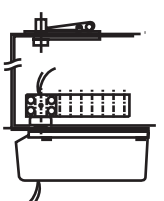
Note: Buying program discount on Pivots applies when Pivots are ordered separately

LAP = Less All Parts

Patch Fittings/Single Acting

Model	Complete Closer Specify Model, Hand and Degree	LAP Specify Model, Hand and Degree	Top Pivot Pkg	Bottom Arm Pkg	Floor Plate Pkg	Cement Case Pkg
	328N	328N LAP	N/A	N/A	284020R*	253000-PKG
					284020L*	
	\$1,342.00	\$1,134.00	–	–	\$111.00	\$97.00
	328S	328S LAP	N/A	N/A	284720R*	253000-PKG
					284720L*	
	\$1,468.00	\$1,260.00	–	–	\$111.00	\$97.00
	428N	428N LAP	7494*PK	7495*PK	284020R*	253000-PKG
					284020L*	
	\$1,968.00	\$1,134.00	\$305.00	\$321.00	\$111.00	\$97.00
	428S	428S LAP	7494*PK	7495*PK	284720R*	253000-PKG
					284720L*	
	\$2,094.00	\$1,260.00	\$305.00	\$321.00	\$111.00	\$97.00

Thru-wire/Power Transfer Single Acting

Model	Specify Model, Hand, Degree and Number of Wires	LAP Specify Model, Hand, Degree and Number of Wires	Top Pivot Pkg	Bottom Arm Pkg	Floor Plate Pkg	Cement Case Pkg
	EH28N	EH28N LAP	H340	262022	284020R*	253001
					284020L*	
	\$3,002.00	\$1,572.00	\$467.00	\$646.00	\$111.00	\$206.00
	EH28S	EH28S LAP	H340	262022	284720R*	253001
					284720L*	
	\$3,128.00	\$1,698.00	\$467.00	\$646.00	\$111.00	\$206.00
	EH28N x 587	EH28N LAP	H340	262587	284020R*	253001
					284020L*	
	\$3,002.00	\$1,572.00	\$467.00	\$646.00	\$111.00	\$206.00
	EH28S x 587	EH28S LAP	H340	262587	284720R*	253001
					284720L*	
	\$3,128.00	\$1,698.00	\$467.00	\$646.00	\$111.00	\$206.00

*Finish required, see page 90

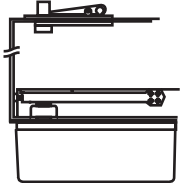
N=Non Hold Open A=Automatic Hold Open S=Selective Hold Open

Note: Buying program discount on Pivots applies when Pivots are ordered separately

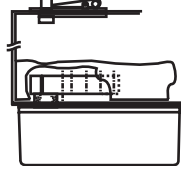
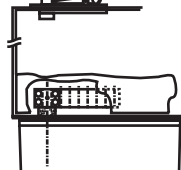
LAP = Less All Parts

Options on page 89

Heavy Weight/Duty Double Acting

Model	Complete Closer Specify Model and Degree (If Hold Open)	LAP Specify Model & Degree (If Hold Open)	Top Pivot Pkg	Bottom Arm Pkg	Floor Plate Pkg	Cement Case Pkg
	30N	30N LAP	340	302026	304020-*	303000
	\$1,982.00	\$1,439.00	\$142.00	\$142.00	\$147.00	\$112.00
	30A	30A LAP	340	302026	304020-*	303000
	\$2,108.00	\$1,565.00	\$142.00	\$142.00	\$147.00	\$112.00
	40N	40N LAP	340	302026	404020-*	403000
	\$2,038.00	\$1,467.00	\$142.00	\$142.00	\$141.00	\$146.00
	40A	40A LAP	340	302026	404020-*	403000
	\$2,164.00	\$1,593.00	\$142.00	\$142.00	\$141.00	\$146.00

Extra Heavy Weight/Duty Double Acting

Model	Complete Closer Specify Model and Degree (If Hold Open)	LAP Specify Model & Degree (If Hold Open)	Top Pivot Pkg	Bottom Arm Pkg	Floor Plate Pkg	Cement Case Pkg
	H40N	H40N LAP	H340	262022	404020-*	403000
	\$3,818.00	\$2,418.00	\$467.00	\$646.00	\$141.00	\$146.00
	H40A	H40A LAP	H340	262022	404020-*	403000
	\$3,944.00	\$2,544.00	\$467.00	\$646.00	\$141.00	\$146.00
	H40N X 587	H40N LAP	H340	262587	404020-*	403000
	\$3,818.00	\$2,418.00	\$467.00	\$646.00	\$141.00	\$146.00
	H40A X 587	H40A LAP	H340	262587	404020-*	403000
	\$3,944.00	\$2,544.00	\$467.00	\$646.00	\$141.00	\$146.00

*Finish required, see page 90

N = Non-Hold open A = Automatic Hold Open

Note: Buying program discount on Pivots applies when Pivots are ordered separately







LAP = Less All Parts

Quick Reference Options

Prefix	Description	Price
PH	Physically Handicapped 5# of opening force for ADA compliance for interior doors. If used on exterior or fire doors, the low opening force may not be enough to close the door. PH is also available in 8.5# of opening force. Suffix 8.5# when ordering. Rixson will not be responsible if exterior or fire doors will not completely close when PH products are supplied.	\$0.00
DA	Delayed Action holds door open at 70 degrees for up to 40 seconds. DA cannot be ordered with hold open closers. Not available in Models 30 and 40.	\$126.00
SC	Sealing a closer protects it from moisture. Cement case and closer body are gasketed and fastened together. Closer must be ordered with cement case and shipped at the same time.	\$141.00
W	Reinforcement bracket that protects door skin for center hung wood doors using arm 282026, 302026.	\$0.00

Suffix	Description	Price
Ext Spdl	To accommodate special floor conditions, the spindle can be ordered in 1/2" increments up to and including 2" longer. Closer must be ordered with longer spindle, it cannot be field adjusted.	\$130.00
Torx	Security screws. Only provided for screws visible.	\$245.00
CWF	Cold weather fluid for temperatures consistently below 0 degrees.	\$57.00
-20	20 minute UL listing for smoke doors. Do not prefix F.	\$25.00
8.5#	Prefix PH when ordering this light opening force. Rixson will not be responsible if door will not completely close when PH products are supplied.	\$0.00
SPLO	Special layout that may require special templating and/or products	Excluded from buying program Contact factory for pricing

Door Control Accessories

			Price
	1101	Cement Case for use with expansion joints, (handed)	\$471.00
	79501	Cement Case for use with shallow floors (non-handed)	\$282.00
	25204	Twin Cement Case 1-7/8" Mullion for back to back closers. Must be ordered with closers.	\$226.00
	25304	Twin Cement Case 2" Mullion for back to back closers. Must be ordered with closers.	\$226.00
	846*	Cover Pan for 27 closer, specify depth, hand 1-3/4 doors only	\$698.00
	3910*	Cover Pan for L27 closer, specify depth, hand 1-3/4 doors only	\$698.00
	2237*	Cover Pan for 28 closer x 554 flat arm, specify depth, hand.	\$698.00
	841*	Cover Pan for 28 closer, centering arm, specify depth, hand.	\$698.00
	60131	Lock edge applied stop for center hung doors. Specify finish.	\$76.00
	1859001	Quickspotter Installation 25, 27, 28, 30, 40	\$101.00
	1859501	Quickspotter Installation for Q27	\$101.00

* Specify stainless steel or brass


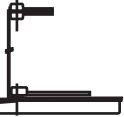

How To Order

F Prefix	27 Model	90 Degree of Swing	N Hold Open	x 1/2" Ext Spindle Suffix		x RH Hand	x 626 Finish	
DA Delayed Action	27	85	N = Non-Hold Open	1-1/2OS	1-1/2" Offset	Blank (30 & 40)	605	Bright Brass
PH Lighter	127	90	A = Automatic Hold Open	2"	Door Thickness L Series Product Only	RH Right Hand	606	Satin Brass
Spring	427	95	S = Selective Hold Open	2-1/4"		LH Left Hand	611	Bright Bronze
(ADA)	327	105		2-1/2"			612	Satin Bronze
F Fire Rated	L27	100 - (30 and 40 Series)		3"	Concealed Arm (28)		613	Dark Bronze
W Wood Door (center hung)	Q27	180 - (20 and 27-180 only)		554	H Arm (H28, H40)		613E	Dark Oxidized Satin Bronze - Equivalent
	QT27			587	Extended Spindle		618	Bright Nickel
	HM27			Ext Spdl	20 Minute label		619	Satin Nickel
	20			-20	Optional PH Spring		622	Flat Black
	28			8.5#	Less All Parts		625	Bright Chrome
	H28			LAP	Less Floor Plate		626	Satin Chrome
	328			LFP	Less Cement Case		BSP	Black Suede Powder Coat
	428			LCC	Less Top Pivot			
	EH28			LTP	Cold Weather Fluid			
	30			CWF	- Depth for Cover Pan			
	40			- # of Wires for Electrified Product				
	H40			TORX Security Screws (Offset Only)				
				SPLO# Special Layout				

ASSA ABLOY

Note that all fire rated openings must have a minimum of one intermediate pivot. See page 116
Options on page 97

Standard Weight/Duty 3/4" Offset

Model	Complete Closer Specify Model, Hand & Degree (If Hold Open)	LAP Specify Model, Hand & Degree (If Hold Open)	Top Pivot Pkg	Bottom Arm Pkg	Floor Plate Pkg	Cement Case Pkg
	5103NBC 5104NBC 5105NBC	5103NBC LAP 5104NBC LAP 5105NBC LAP	180	252050R*	4000500R*XXE	4000301
				252050L*	4000500L*XXE	
	\$1,672.00	\$1,115.00	\$219.00	\$116.00	\$111.00	\$111.00
	5103ABC 5104ABC 5105ABC	5103ABC LAP 5104ABC LAP 5105ABC LAP	180	252050R*	4000500R*XXE	4000301
				252050L*	4000500L*XXE	
	\$1,726.00	\$1,169.00	\$219.00	\$116.00	\$111.00	\$111.00
	F5103NBC F5104NBC F5105NBC 	5103NBC LAP 5104NBC LAP 5105NBC LAP	F180	252050R*	4000500R*XXE	4000301
				252050L*	4000500L*XXE	
	\$1,966.00	\$1,115.00	\$513.00	\$116.00	\$111.00	\$111.00

*Finish required, see page 98

NBC = Non-Hold open with backcheck ABC = Automatic Hold Open with backcheck


Note: Buying program discount on Pivots applies when Pivots are ordered separately

LAP= Less All Parts




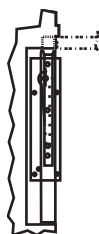

**Pricing for Offset 1-3/4 thick doors hung on standard 4-1/2 x 4-1/2 butts or 3/4 offset pivots. For all other hanging means or door thicknesses, consult factory. Prices will be affected and will not carry any buy program or quote discounting.

Note that all fire rated openings must have a minimum of one intermediate pivot. See page 116
Options on page 97

Standard Weight/Duty 1-1/2" Offset

Model	Complete Closer Specify Model, Hand & Degree (If Hold Open)	LAP Specify Model, Hand & Degree (If Hold Open)	Top Pivot Pkg	Bottom Arm Pkg	Floor Plate Pkg	Cement Case Pkg
	5103NBC x 1-1/2OS 5104NBC x 1-1/2OS 5105NBC x 1-1/2OS	5103NBC LAP 5104NBC LAP 5105NBC LAP	180 x 1-1/2OS	252060R*	4000500R*XXE	4000301
				252060L*	4000500L*XXE	
	\$1,911.00	\$1,115.00	\$395.00	\$179.00	\$111.00	\$111.00
	5103ABC x 1-1/2OS 5104ABC x 1-1/2OS 5105ABC x 1-1/2OS	5103ABC LAP 5104ABC LAP 5105ABC LAP	180 x 1-1/2OS	252060R*	4000500R*XXE	4000301
				252060L*	4000500L*XXE	
	\$1,965.00	\$1,169.00	\$395.00	\$179.00	\$111.00	\$111.00
	F5103NBC x 1-1/2OS F5104NBC x 1-1/2OS F5105NBC x 1-1/2OS 	5103NBC LAP 5104NBC LAP 5105NBC LAP	F180 x 1-1/2OS	252060R*	4000500R*XXE	4000301
				252060L*	4000500L*XXE	
	\$2,345.00	\$1,115.00	\$829.00	\$179.00	\$111.00	\$111.00

Independently Hung (HANGING MEANS AFFECT PRICING AND MUST BE NOTED WHEN ORDERING)

Model	Complete Closer Specify Model, Hand and Hanging Means	LAP Specify Model & Hand	Top Pivot Pkg	Bottom Arm Pkg	Floor Plate Pkg	Cement Case Pkg
 	**F5303NBC **F5304NBC **F5305NBC 	5303NBC LAP 5304NBC LAP 5305NBC LAP	N/A	3252010-*	4000600-*XXE	4000301
	\$1,681.00	\$1,115.00	—	\$344.00	\$111.00	\$111.00
	**F5313NBC  **F5314NBC **F5315NBC	5313NBC LAP 5314NBC LAP 5315NBC LAP	FM19	3252010-*	4000600-*XXE	4000301
	\$2,407.00	\$1,173.00	\$668.00	\$344.00	\$111.00	\$111.00

*Finish required, see page 98

NBC = Non-Hold open with backcheck ABC = Automatic Hold Open with backcheck

Note: Buying program discount on Pivots applies when Pivots are ordered separately LAP= Less All Parts

**Pricing for Offset 1-3/4 thick doors hung on standard 4-1/2 x 4-1/2 butts or 3/4 offset pivots. For all other hanging means or door thicknesses, consult factory. Prices will be affected and will not carry any buy program or quote discounting.

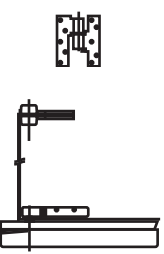
ASSA ABLOY

The global leader in
door opening solutions

List price effective January 1, 2019

Note that all fire rated openings must have a minimum of one intermediate pivot. See page 116
Options on page 97

Standard Weight/Duty Quick Install

Model	Complete Closer Specify Model, Hand & Degree (If Hold Open)	LAP Specify Model, Hand & Degree (If Hold Open)	Top Pivot Pkg	Bottom Arm Pkg	Floor Plate Pkg	Cement Case Pkg	Intermediate Pivot
	Q5103NBC Q5104NBC Q5105NBC	Q5103NBC LAP Q5104NBC LAP Q5105NBC LAP	180	222050R* 222050L*	4000501R*XXE 4000501L*XXE	4000301	M19
	\$2,181.00	\$1,189.00	\$219.00	\$237.00	\$111.00	\$111.00	\$314.00
	Q5103ABC Q5104ABC Q5105ABC	Q5103ABC LAP Q5104ABC LAP Q5105ABC LAP	180	222050R* 222050L*	4000501R*XXE 4000501LXXE*	4000301	M19
	\$2,235.00	\$1,243.00	\$219.00	\$237.00	\$111.00	\$111.00	\$314.00
	FQ5103NBC FQ5104NBC FQ5105NBC (UL)	Q5103NBC LAP Q5104NBC LAP Q5105NBC LAP	F180	222050R* 222050L*	4000501R*XXE 4000501L*XXE	4000301	FM19
	\$2,829.00	\$1,189.00	\$513.00	\$237.00	\$111.00	\$111.00	\$668.00
	QT5103NBC QT5104NBC QT5105NBC	Q5103NBC LAP Q5104NBC LAP Q5105NBC LAP	180	222050R* 222050L*	N/A	4000301	M19
	\$2,070.00	\$1,189.00	\$219.00	\$237.00	–	\$111.00	\$314.00
	QT5103ABC QT5104ABC QT5105ABC	Q5103ABC LAP Q5104ABC LAP Q5105ABC LAP	180	222050R* 222050L*	N/A	4000301	M19
	\$2,124.00	\$1,243.00	\$219.00	\$237.00	–	\$111.00	\$314.00
	FQT5103NBC FQT5104NBC FQT5105NBC	Q5103NBC LAP Q5104NBC LAP Q5105NBC LAP	F180	222050R* 222050L*	N/A	4000301	FM19
	\$2,718.00	\$1,189.00	\$513.00	\$237.00	–	\$111.00	\$668.00

*Finish required, see page 98

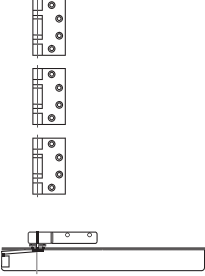

NBC = Non-Hold open with backcheck ABC = Automatic Hold Open with backcheck

Note: Buying program discount on Pivots applies when Pivots are ordered separately

LAP= Less All Parts

Note that all fire rated openings must have a minimum of 3 hinges.
Options on page 97

Standard Weight/Duty HM Door and Frame Preps

Model	Complete Closer Specify Model, Hand & Degree (If Hold Open)	LAP Specify Model, Hand & Degree (If Hold Open)	Hinge Pkg (3 per pkg)	Bottom Arm Pkg	Floor Plate Pkg	Cement Case Pkg
	HM5103NBC HM5104NBC HM5105NBC	5103NBC LAP 5104NBC LAP 5105NBC LAP	254545*PK	222050R*HM 222050L*HM	4000501R*XXE 4000501L*XXE	4000301
	\$2,198.00	\$1,115.00	\$624.00	\$237.00	\$111.00	\$111.00
	HM5103ABC HM5104ABC HM5105ABC	5103ABC LAP 5104ABC LAP 5105ABC LAP	254545*PK	222050R*HM 222050L*HM	4000501R*XXE 4000501L*XXE	4000301
	\$2,252.00	\$1,169.00	\$624.00	\$237.00	\$111.00	\$111.00
	FHM5103NBC FHM5104NBC FHM5105NBC 	5103NBC LAP 5104NBC LAP 5105NBC LAP	254545*PK	222050R*HM 222050L*HM	4000501R*XXE 4000501L*XXE	4000301
	\$2,198.00	\$1,115.00	\$624.00	\$237.00	\$111.00	\$111.00

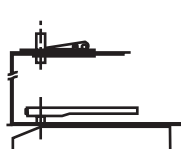
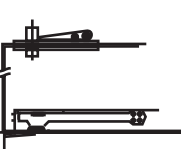
*Finish required, see page 98

NBC = Non-Hold open with backcheck ABC = Automatic Hold Open with backcheck

Note: Buying program discount on pivots applies when pivots are ordered separately.

LAP= Less All Parts

Standard Weight /Duty Single Acting

Model	Complete Closer Specify Model, Hand & Degree (If Hold Open)	LAP Specify Model, Hand & Degree (If Hold Open)	Top Pivot Pkg	Bottom Arm Pkg	Floor Plate Pkg	Cement Case Pkg
	5013NBC x 554 5014NBC x 554 5015NBC x 554	5013NBC LAP 5014NBC LAP 5015NBC LAP	340	282554	4000600-*XXE	4000301
	\$1,621.00	\$1,115.00	\$142.00	\$142.00	\$111.00	\$111.00
	5013ABC x 554 5014ABC x 554 5015ABC x 554	5013ABC LAP 5014ABC LAP 5015ABC LAP	340	282554	4000600-*XXE	4000301
	\$1,675.00	\$1,169.00	\$142.00	\$142.00	\$111.00	\$111.00
	5013NBC 5014NBC 5015NBC	5013NBC LAP 5014NBC LAP 5015NBC LAP	340	282026*	4000600-*XXE	4000301
	\$1,621.00	\$1,115.00	\$142.00	\$142.00	\$111.00	\$111.00
	5013ABC 5014ABC 5015ABC	5013ABC LAP 5014ABC LAP 5015ABC LAP	340	282026*	4000600-*XXE	4000301
	\$1,675.00	\$1,169.00	\$142.00	\$142.00	\$111.00	\$111.00

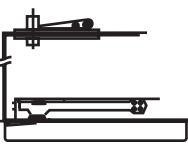
*Finish required, see page 98

NBC = Non-Hold open with backcheck ABC = Automatic Hold Open with backcheck

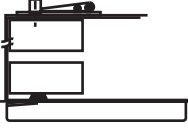
Note: Buying program discount on Pivots applies when Pivots are ordered separately

LAP= Less All Parts

Standard Weight/Duty Double Acting

Model	Complete Closer Specify Model, Hand & Degree (If Hold Open)	LAP Specify Model, Hand & Degree (If Hold Open)	Top Pivot Pkg	Bottom Arm Pkg	Floor Plate Pkg	Cement Case Pkg
	5023NBC 5024NBC 5025NBC	5023NBC LAP 5024NBC LAP 5025NBC LAP	340	282026*	4000600-*XXE	4000301
	\$1,697.00	\$1,191.00	\$142.00	\$142.00	\$111.00	\$111.00
	5023ABC 5024ABC 5025ABC	5023ABC LAP 5024ABC LAP 5025ABC LAP	340	282026*	4000600-*XXE	4000301
	\$1,751.00	\$1,245.00	\$142.00	\$142.00	\$111.00	\$111.00

Patch Fittings Single Acting

Model	Complete Closer Specify Model, Hand & Degree (If Hold Open)	LAP Specify Model, Hand & Degree (If Hold Open)	Top Patch	Bottom Patch	Floor Plate	Cement Case
	5043NBC 5044NBC 5045NBC	5043NBC LAP 5044NBC LAP 5045NBC LAP	7494*PK	7495*PK	4000600-*XXE	4000301
	\$1,963.00	\$1,115.00	\$305.00	\$321.00	\$111.00	\$111.00
	5043ABC 5044ABC 5045ABC	5043ABC LAP 5044ABC LAP 5045ABC LAP	7494*PK	7495*PK	4000600-*XXE	4000301
	\$2,017.00	\$1,169.00	\$305.00	\$321.00	\$111.00	\$111.00

*Finish required, see page 98

NBC = Non-Hold open with backcheck ABC = Automatic Hold Open with backcheck

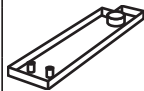

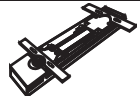
Note: Buying program discount on pivots applies when pivots are ordered separately.

LAP= Less All Parts

Quick Reference Options

Prefix	Description	Price
DA	Delayed Action holds door open at 70 degrees for up to 40 seconds. Closers with this feature will not have backcheck. DA cannot be ordered with hold open closers	\$148.00
W	For center hung wood doors using arm 282026.	\$0.00
Suffix	Description	Price
Ext Spdl	To accommodate special floor conditions, the spindle can be ordered with longer spindle 1/2" increments up to and including 2" longer.	\$74.00
Torx	Security screws. Only provided for screws visible.	\$245.00
-20	20 minute UL listing for smoke doors. Do not prefix F.	\$25.00
SPLO	Special layout that may require special templating and/or products	Excluded from buying program Consult factory for pricing
SC	Sealing a closer protects it from moisture. Cement case and closer body are gasketed and fastened together. Closer must be ordered with cement case and shipped at the same time	\$141.00

Door Control Accessories

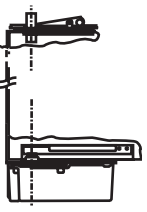
	2637*	Cover Pan for 51 closer, specify depth.	\$1,022.00
	2807D*	Cover Pan for 53 closer, specify depth.	\$1,022.00
	2807B*	Cover Pan for 50 closer x 554 flat arm, specify depth.	\$1,022.00
	2807A*	Cover Pan for 50 closer, centering arm, specify depth.	\$1,022.00
	60131	Lock edge applied stop for center hung doors, specify finish	\$76.00
	1855051	50/51/53 Quickspotter. Quickspotter Installation Tool for 50/51/53	\$101.00

*Specify stainless steel or brass




F Prefix	510 Model	3 Spring Size	NBC Function	x 1-1/2" Offset Suffix	x RH Hand	x 626 Finish
DA Delayed Action	510 Offset	2	NBC = Non-Hold Open	554 Flat Arm Extended Spindles	Blank (5020)	605 Bright Brass
F Fire Rated Doors	530 Independently Hung Parallel to Frame	3	ABC = Automatic Hold Open Specify Degree	1-1/2" Offset	RH Right Hand	606 Satin Brass
W Wood Dr (center hung)	531 Independently Hung Perpendicular to Frame	4		-20 20 Minute Label	LH Left Hand	611 Bright Bronze
	501 Center Hung Single Acting	5		LAP Closer Body Only		612 Satin Bronze
	502 Center Hung Double Acting			LFP Less Floor Plate		613 Dark Bronze
	504 Center Hung with Patch Fittings			LCC Less Cement Case		613E Dark Oxidized Satin Bronze - Equivalent
				LTP Less Top Pivot		618 Bright Nickel
				- Cover Pan (x Depth)		619 Satin Nickel
				SPLO Special Layout #		622 Flat Black
						625 Bright Chrome
						626 Satin Chrome
						BSP Black Suede Powder Coat

Options, see page 101

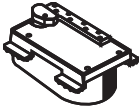
Duo Chek® Double Acting

Model	Complete Closer Specify Model	LAP Specify Model	Top Pivot Pkg	Bottom Arm Pkg	Floor Plate Pkg	Cement Case Pkg
	10	10 LAP	101020*	102026-*	104020-*	103000*
	15	15 LAP				
	\$1,131.00	\$654.00	\$156.00	\$111.00	\$79.00	\$131.00
	12	12 LAP	101020*	102026-*	104020-	103000-*
	16	16 LAP				
	\$1,073.00	\$596.00	\$156.00	\$111.00	\$79.00	\$131.00

Gate Closers

Model	Complete Closer Specify Model	LAP Specify Model	Top Pivot Pkg	Bottom Arm Pkg	Floor Plate Pkg	Cement Case Pkg
	354	X03540370-*	3541020-*	3542026-*	N/A	N/A
	355		3551020-*	3542026*	N/A	N/A
	\$1,392.00	\$887.00	\$249.00	\$256.00	-	-
	356	X03540370-*	3541020-*	3562020-*	N/A	N/A
	357		3551020-*	3562020*	N/A	N/A
	\$1,392.00	\$887.00	\$249.00	\$256.00	-	-
Independently Hung 	359	X03540370-*	N/A	3592010-*	N/A	N/A
	\$1,393.00	\$887.00	-	\$506.00	-	-

Security Closers

Model	Complete Closer Specify Model, Hand & Degree (SEC27)	LAP Specify Model, Hand & Degree (SEC27)	Top Pivot Pkg	Bottom Arm Pkg	Floor Plate Pkg	Cement Case Pkg
	SEC27-180N	27-180N LAP	FA180	252056R*	274056*	253001SEC
				252056L*		
	\$3,112.00	\$1,284.00	\$564.00	\$206.00	\$716.00	\$342.00

*Finish required, see page 101

Note: Buying program discount on pivots applies when pivots are ordered separately.

LAP= Less All Part

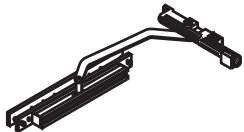
ASSA ABLOY

The global leader in
door opening solutions

List price effective January 1, 2019

Options, see page 101

Exterior Gate Closer

Model	Complete Closer Specify Model
	1351
	\$594.00

**Finish required, see page 101*
Non-Hold open Only
Note: Buying program discount on pivots applies when pivots are ordered separately.
LAP= Less All Parts

Rixson
Specialty Closers

Quick Reference Options

Prefix	Description	Price
PH	Physically Handicapped 5# of opening force in compliance to ADA standard for interior doors. If used on exterior or fire doors, the low opening force may not be enough to close the door. Not available on gate closers or SEC closers.	\$88.00
Suffix	Description	
Ext Spdl	To accommodate special floor conditions, the spindle can be ordered in 1/2" increments up to and including 2" Closer must be ordered with longer spindle, it cannot be field adjusted. Not available on gate closers.	\$74.00
SPLO	Special layout that may require special templating and/or products	Excluded from buying programs - contact factory for pricing

How To Order

Prefix	Sec 27 Model	N Hold Open	x LTP Suffix	x RH Hand	x 689 Finish
PH	10 Duo Chek (Hold Open) 12 Duo Chek 15 Duo Chek (Hold Open) 16 Duo Chek 354 Gate 355 Gate 356 Gate 357 Gate 359 Gate SEC27-180 Security 1351 Exterior Gate	Blank = Not Applicable N = Non-Hold Open	1-1/2OS 1-1/2" Offset Ext Spdl Extended Spindle LAP Less All Parts LFP Less Floor Plate LCC Less Cement Case LTP Less Top Pivot Depth for Cover Pan SPLO# Special Layout	Blank (10, 12, 15, 16, 354, 355, 356, 357, 359) RH Right Hand LH Left Hand	605 Bright Brass 606 Satin Brass 611 Bright Bronze 612 Satin Bronze 613 Dark Bronze 613E Dark Oxidized Satin Bronze - Equivalent 618 Bright Nickel 619 Satin Nickel 622 Flat Black 625 Bright Chrome 626 Satin Chrome (Sprayed finishes 350 Series gate closers only) 689 Sprayed Aluminum 690 Sprayed Dark Bronze 691 Sprayed Light Bronze 693 Sprayed Black -1350 and 1351 696 Sprayed Brass BSP Black Suede Powder Coat

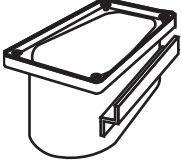
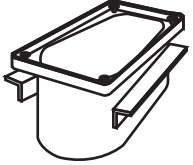
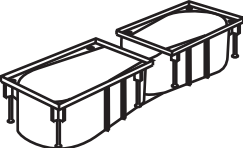
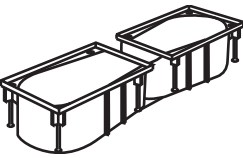
ASSA ABLOY

The global leader in
door opening solutions

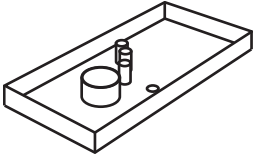
Roller Mate® Caster

Model	Description	Price
 10600	Single Roller Caster	See Page 121
 10602	Double Roller Caster	See Page 121
 10600-025 for 10600 10600-028 for 10602	Hollow Metal Reinforced Plate	See Page 121

Special Cement Cases

Model	Description	Price
 1101	Cement Case for use with expansion joints, handed	See Page 90
 79501	Cement Case for use with shallow floors	See Page 90
 25204	Twin Cement Case 1-7/8" Mullion for back to back closers. Must be ordered with closers	See Page 90
 25304	Twin Cement Case 2" Mullion for back to back closers. Must be ordered with closers.	See Page 90

Cover Pans

Model	Description	Price
	846* Cover Pan for 27 closer, specify depth, hand. 1-3/4 doors only.	See Page 90
	3910* Cover Pan for L27 closer, specify depth, hand. 1-3/4 doors only	See Page 90
	2237* Cover Pan for 28 closer x 554 flat arm, specify depth, hand.	See Page 90
	841* Cover Pan for 28 closer, centering arm, specify depth, hand.	See Page 90
	841B* Cover Pan for H28 and H28 x 587 arm closers, specify depth, hand.	See Page 90
	2637* Cover Pan for 51 closer, specify depth, hand. 1-3/4 doors only.	See Page 97
	2807D* Cover Pan for 53 closer, specify depth, hand.	See Page 97
	2807B* Cover Pan for 50 closer x 554 flat arm, specify depth, hand.	See Page 97
	2807A* Cover Pan for 50 closer, centering arm, specify depth, hand.	See Page 97

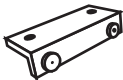
*Finish required, stainless steel or brass

ASSA ABLOY


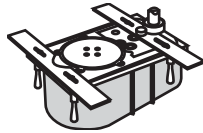
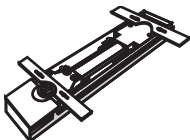
The global leader in
door opening solutions

List price effective January 1, 2019

Applied Stop


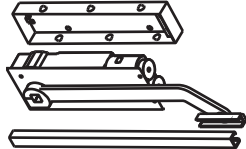

Model		Description	Price
	60131	Lock edge applied stop for single acting center hung doors	See Page 97
	Specify Finish		

Installation Tools

Model		Description	Price
	2604	Pivot Alignment Tool	See Page 121
	2608	Pivot Alignment Tool for H340 and H345	
	1859001	27/28/30/40 Quickspotter Installation Tool	See Page 90
	1859501	Q27 Quickspotter Installation Tool	See Page 90
	1855051	50/51/53 Quickspotter Installation Tool	See Page 97

Options, see page 107

Offset Hung

Model	Complete Closer Specify Model and Degree (If Hold Open)	LAP Specify Model and Degree (If Hold Open)	Mounting Bracket/ Channel	Top Arm & Rail Package	Cover Plate Pkg
	0608	608 LAP	608019	06082012-*	N/A
	\$735.00	\$470.00	\$51.00	\$214.00	—
	M0608	608 LAP	608049PKG	06082012-*	6084000*
	\$998.00	\$470.00	\$194.00	\$214.00	\$120.00
	MW0608	608 LAP	608049PKG	06082012-*	6084000*
	\$998.00	\$470.00	\$194.00	\$214.00	\$120.00
	W0608	608 LAP	608049PKG	06082012-*	6084000*
	\$998.00	\$470.00	\$194.00	\$214.00	\$120.00
	AW0608	608 LAP	608019	06082012-*	N/A
	\$735.00	\$470.00	\$51.00	\$214.00	—

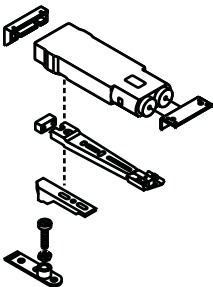
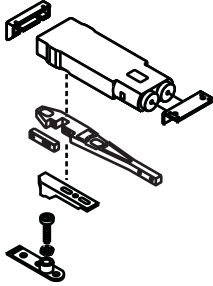
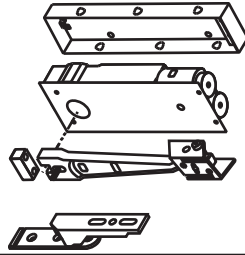
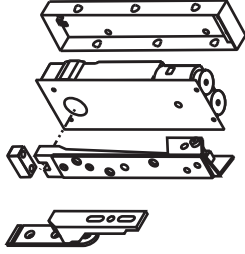
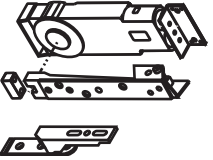
See model 547 pivot set on page 114 as a method to hang doors.

Pricing for 1-3/4 thick doors hung on standard 4-1/2 x 4-1/2 butts or 3/4 offset pivots. For all other hanging means or door thicknesses, consult factory. Prices will be affected and will not carry any buy program or quote discounting.

*Finish required, sprayed finishes only see page 107 - Arms are sprayed finishes only
N = Non-Hold open A = Automatic Hold Open
LAP = Less All Parts

Options, see page 107

Center Hung

Model	Complete Closer Specify Model and Degree (If Hold Open)	LAP Specify Model and Degree (If Hold Open)	Mounting Bracket/Channel	Top Arm Package	Bottom Pivot Package	Cover Plate Pkg
	608EL	608 LAP	608019	6002020	608011A	N/A
	\$741.00	\$470.00	\$51.00	\$75.00	\$145.00	—
	608SL	608 LAP	608019	608005S	608011A	NA
	\$741.00	\$470.00	\$51.00	\$75.00	\$145.00	—
	M608	608 LAP	608049PKG	6002020	608011A	6084000*
	\$1,004.00	\$470.00	\$194.00	\$75.00	\$145.00	\$120.00
	MW608	608 LAP	608049PKG	6002021	608011A	6084000*
	\$1,004.00	\$470.00	\$194.00	\$75.00	\$145.00	\$120.00
	W608	608 LAP	608049PKG	6002021	608011A	6084000*
	\$1,004.00	\$470.00	\$194.00	\$75.00	\$145.00	\$120.00
	AW608	608 LAP	608019	6002021	608011A	N/A
	\$741.00	\$470.00	\$51.00	\$75.00	\$145.00	—

*Finish required, sprayed finishes only see page 107
N = Non-Hold open A = Automatic Hold Open
LAP = Less All Parts

ASSA ABLOY

The global leader in
door opening solutions

Quick Reference Options


Suffix	Description	Price
1/2 Ext Spdle	Longer spindle for unique head conditions	\$176.00

How To Order

Commodity Grade Closer Model						
M608 Model		90A Hold Open or Not	x 1/2" Ext Spdl Suffix		x 626 Finish	
Offset Hung		90A Hold Open	1/2"	Extended Spindle	605	Bright Brass
0608	Aluminum Dr & Fr	105A Hold Open			606	Satin Brass
M0608	Metal Dr & Fr	N Non-Hold Open			611	Bright Bronze
MW0608	Wood Dr & Metal Fr				612	Satin Bronze
W0608	Wood Dr and Fr				613	Dark Bronze
AW0608	Wood Dr and Alum Fr				613E	Dark Oxidized Satin Bronze - Equivalent
Center Hung					618	Bright Nickel
608EL	End Load Arm Alum Dr & Fr				619	Satin Nickel
608SL	Side Load Arm Alum Dr & Fr				622	Flat Black
M608	Metal Dr & Fr				625	Bright Chrome
MW608	Wood Dr & Metal Fr				626	Satin Chrome
W608	Wood Dr & Fr				<u>For Arms Only</u>	
AW608	Wood Dr and Alum Fr				689	Sprayed Aluminum
					690	Sprayed Dark Bronze
					691	Sprayed Light Bronze
					696	Sprayed Brass
					BSP	Black Suede Powder Coat

Options, see page 111

Offset Hung

	Complete Closer Specify Hand and Finish	689/690/691/ 693/696/ 613E/BSP	626	605/606/612/613/ 618/619/625
	PH91N	\$1,030.00	\$1,414.00	\$1,520.00
	91N			
	PH91H	\$1,050.00	\$1,434.00	\$1,540.00
	91H			
	WPH91N	\$1,130.00	\$1,514.00	\$1,620.00
	W91N			
	WPH91H	\$1,150.00	\$1,534.00	\$1,640.00
	W91H			
	Less All Parts Specify Hand and Finish	689/690/691/ 693/696/ 613E/BSP	626	605/606/612/613/ 618/619/625
	PH91N LAP	\$757.00	\$1,102.00	\$1,173.00
	91N LAP			
	PH91H LAP			
	91H LAP			
	PH91N LAP			
	91N LAP			
	PH91H LAP			
	91H LAP			

See model 547 pivot on page 114 as a method to hang doors.

Pricing for 1-3/4 thick doors hung on standard 4-1/2 x 4-1/2 butts or 3/4 offset pivots. For all other hanging means or door thicknesses, consult factory. Prices will be affected and will not carry any buy program or quote discounting.

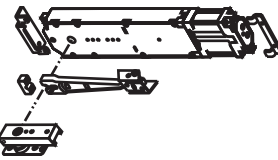
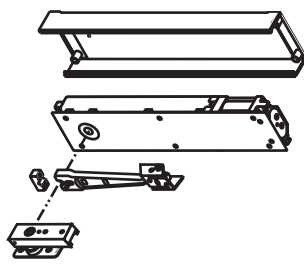
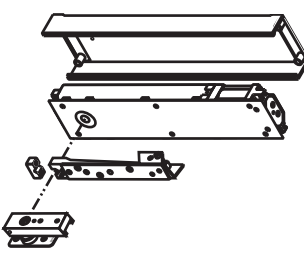
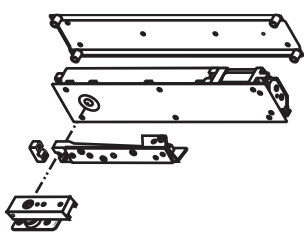
*Finish required, see page 111

N = Non-Hold open A = Automatic Hold Open

LAP = Less All Parts

Options, see page 111

Center Hung Single Acting

Model	Complete Closer Specify Model Size, Hand and Degree	LAP Specify Model Size, Hand and Degree	Mounting Bracket/ Channel/ Plate	Top Arm Package	Bottom Pivot Package	Cover Plate Package
	706 707 708	706 LAP 707 LAP 708 LAP	1639000	8002020	2183020	N/A
	\$1,892.00	\$1,530.00	\$59.00	\$128.00	\$175.00	—
	M706 M707 M708	706 LAP 707 LAP 708 LAP	1929000	8002020	2183020	7004000R
	\$2,171.00	\$1,530.00	\$185.00	\$128.00	\$175.00	7004000L* \$153.00
	MW706 MW707 MW708	706 LAP 707 LAP 708 LAP	1929000	8002021	2183020	7004000R*
	\$2,210.00	\$1,530.00	\$185.00	\$167.00	\$175.00	7004000L* \$153.00
	W706 W707 W708	706 LAP 707 LAP 708 LAP	1989000	8002021	2183020	7004000R*
	\$2,210.00	\$1,530.00	\$185.00	\$167.00	\$175.00	7004000L* \$153.00

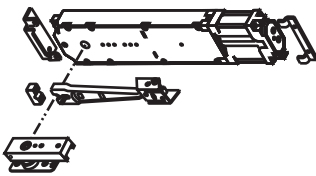
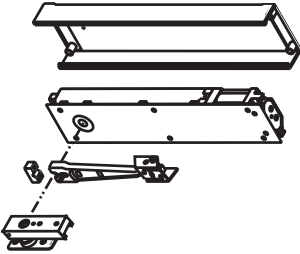
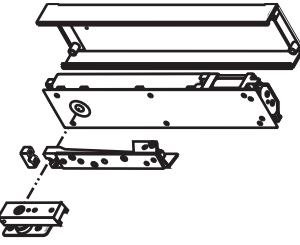
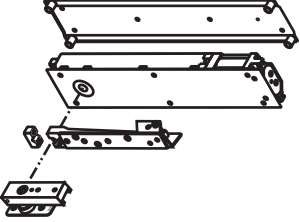
*Finish required, see page 111

N = Non-Hold open A = Automatic Hold Open

LAP= Less All Parts

Options, see page 111

Center Hung Double Acting

Model	Complete Closer Specify Model Size and Degree	LAP Specify Model Size and Degree	Mounting Bracket/ Channel/ Plate	Top Arm Package	Bottom Pivot Package	Cover Plate Package
	806 807 808	806 LAP 807 LAP 808 LAP	1639000	8002020	2183020	N/A
	\$1,892.00	\$1,530.00	\$59.00	\$128.00	\$175.00	—
	M806 M807 M808	806 LAP 807 LAP 808 LAP	1929000	8002020	2183020	8004000*
	\$2,195.00	\$1,530.00	\$185.00	\$128.00	\$175.00	\$177.00
	MW806 MW807 MW808	806 LAP 807 LAP 808 LAP	1929000	8002021	2183020	8004000*
	\$2,234.00	\$1,530.00	\$185.00	\$167.00	\$175.00	\$177.00
	W806 W807 W808	806 LAP 807 LAP 808 LAP	1989000	8002021	2183020	8004000*
	\$2,234.00	\$1,530.00	\$185.00	\$167.00	\$175.00	\$177.00

*Finish required, see page 111

N = Non-Hold open A = Automatic Hold Open

LAP = Less All Parts

Quick Reference Options

Suffix	Description	Price
1/2 Ext Spdle	Longer spindle for unique frame conditions	\$371.00
199	Decorative end caps for center hung wood doors (608, 700 & 800 models only)	\$90.00
SPLO	Special templating and products	Excluded from buying programs - contact factory for pricing

How To Order

Architectural Grade Closer Models 700 & 800				
M706 Model (specify spring size 6, 7, or 8)	90A Degree	x 1/2" Ext Spdl Suffix	x RH Hand	x 626 Finish
Single Acting Center Hung 700 Aluminum Dr. & Fr M700 Metal Dr & Fr MW700 Wood Dr & Metal Fr W700 Wood Dr & Fr Double Acting Center Hung 800 Aluminum Dr & Fr M800 Metal Dr & Fr MW800 Wood Dr & Metal Fr W800 Wood Dr & Fr	90A Hold Open 105A Hold Open 90N Non-Hold Open 105N Non-Hold Open	1/2"	Blank Dbl Acting RH Right Hand LH Left Hand	605 Bright Brass 606 Satin Brass 611 Bright Bronze 612 Satin Bronze 613 Dark Bronze 613E Dark Oxidized Satin Bronze - Equivalent 618 Bright Nickel 619 Satin Nickel 622 Flat Black 625 Bright Chrome 626 Satin Chrome <u>ALL ARMS</u> 689 Sprayed Aluminum 690 Sprayed Dark Bronze 691 Sprayed Light Bronze 696 Sprayed Brass BSP Black Suede Powder Coat

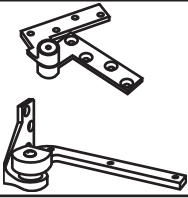
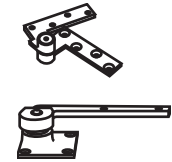
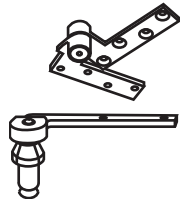
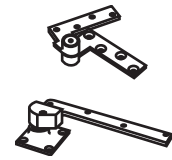
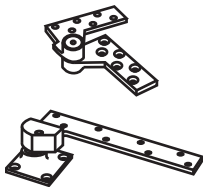
Architectural Grade Closer Model 91				
W91 (Model)	N (Function)	x 1/2" Extended Spdl (Suffix)	x RH Hand	x 626 Finish
91 - 3-6 Spring PH - 1-3 Spring W - Wood Frame	N - Non-Hold Open H - Hold Open	1/2"	RH Right Hand LH Left Hand	689 Sprayed Aluminum 690 Sprayed Dark Bronze 691 Sprayed Light Bronze 693 Sprayed Black 696 Sprayed Brass 605 Bright Brass 606 Satin Brass 611 Bright Bronze 612 Satin Bronze 613 Dark Bronze 613E Dark Oxidized Satin Bronze - equivalent 618 Bright Nickel 619 Satin Nickel 625 Bright Chrome 626 Satin Chrome BSP Black Suede Powder Coat

ASSA ABLOY

RIXSON



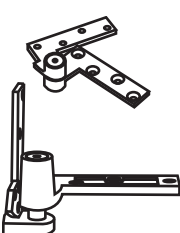
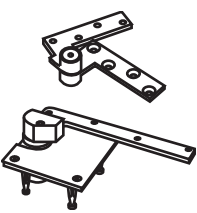
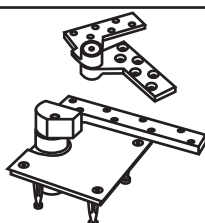
ASSA ABLOY

Offset Hung Pivot Sets

Model	Description	Painted	Plated
 117-1/4	3/4 Offset (includes 180 top pivot)	N/A	\$467.00
	117	N/A	\$467.00
	117 x 1-1/2OS	N/A	\$780.00
	F117	\$488.00	\$821.00
	F117 x 1-1/2OS	\$755.00	\$1,225.00
	117-20	N/A	\$486.00
 173	3/4 Offset (includes 180 top pivot)	N/A	\$313.00
	147	N/A	\$659.00
	147 x 1-1/2OS	N/A	\$908.00
	F147	\$696.00	\$996.00
	F147 x 1-1/2OS	\$930.00	\$1,327.00
	147-20	N/A	\$674.00
	147-20 x 1-1/2OS	N/A	\$915.00
	L147	N/A	\$924.00
	L147	N/A	\$1,333.00
	FL147	\$956.00	\$1,318.00
	L147-20	N/A	\$934.00

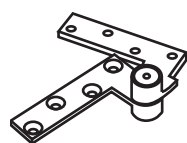
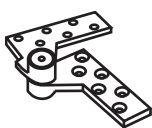

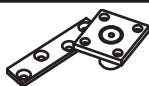
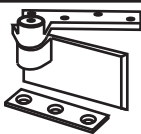
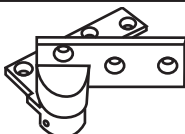
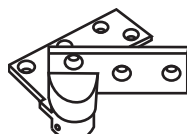

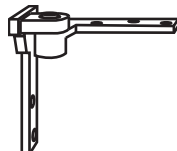
*Finish required, see page 121

Offset Hung Pivot Sets

Model		Description	Painted	Plated
	547	3/4 Offset (includes 2 each M190 intermediate pivots)	N/A	\$738.00
	F547	Fire rated 3/4 Offset (includes 2 each FM190 intermediate pivots)	\$738.00	\$1,042.00
	165	3/4 Offset (includes 180 top pivot and 2 each M190 intermediate pivots)	N/A	\$995.00
	195	3/4 Offset (includes 180 top pivot)	N/A	\$644.00
	F195	Fire rated ¾ Offset (includes F180 top Pivot)	N/A	\$981.00
	117-1/2	3/4 Offset (includes 180 top pivot)	N/A	\$984.00
	117-1/2 x 1-1/2OS	1-1/2 Offset (includes 180 x 1-1/2OS top pivot)	N/A	\$1,216.00
	117-1/2-20	3/4 Offset 20 min (includes 180-20 top pivot)	N/A	\$1,003.00
	F117-1/2	Fire rated 3/4 Offset (includes F180 top pivot)	\$999.00	\$1,225.00
	F117-1/2 x 1-1/2OS	Fire rated 1-1/2 Offset (includes F180 x 1-1/2OS top pivot)	\$1,246.00	\$1,657.00
	L117	3/4 Offset x 1-3/4 door (includes L180 top pivot)	N/A	\$1,340.00
	L117	3/4 Offset x 2, 2-1/4, 2-1/2 or 3 doors (includes L180 top pivot)	N/A	\$1,749.00
	FL117	Fire rated 3/4 Offset x 1-3/4 door (includes FL180 top pivot)	\$1,377.00	\$1,747.00
	L117-20	3/4 Offset x 20 min x 1-3/4 door (includes L180-20 top pivot)	N/A	\$1,360.00

*Finish required, see page 121

Offset Hung Top Pivot

Model		Description	Painted	Plated
	180	3/4 Offset	N/A	\$219.00
	180 x 1-1/2OS	1-1/2 Offset	N/A	\$395.00
	H180	3/4 Offset	N/A	\$290.00
	H180 x 1-1/2OS	1-1/2 Offset	N/A	\$460.00
	F180	Fire rated 3/4 Offset	\$241.00	\$513.00
	F180 x 1-1/2OS	Fire rated 1-1/2 Offset	\$406.00	\$829.00
	FH180	Fire rated 3/4 Offset	\$314.00	\$618.00
	180-20	3/4 Offset x 20 min	N/A	\$231.00
	180-20 x 1-1/2OS	1-1/2 Offset x 20 min	N/A	\$398.00
	H180-20	3/4 Offset x 20 min	N/A	\$307.00
	L180	3/4 Offset x 1-3/4 door	N/A	\$356.00
	L180	3/4 Offset x 2, 2-1/4, 2-1/2, or 3 doors	N/A	\$537.00
	L180-20	3/4 Offset x 20 min x 1-3/4 door only	N/A	\$368.00
	FL180	Fire rated 3/4 Offset x 1-3/4 door only	\$370.00	\$752.00
	FA180	3/4 Offset	\$282.00	\$564.00
	180 x 102	3/4 Offset	N/A	\$349.00
	180 x 102 x 1-1/2OS	1-1/2 Offset	N/A	\$346.00
	280	3/4 Offset	N/A	\$305.00
	F280	Fire rated 3/4 Offset	\$342.00	\$687.00
	280-20	3/4 Offset x 20 min	N/A	\$318.00
	380	3/4 Offset	N/A	\$305.00
	F380	Fire rated 3/4 Offset	\$342.00	\$674.00
	380-20	3/4 Offset x 20 min	N/A	\$318.00
	L380	3/4 Offset x 1-3/4 door only	N/A	\$512.00
	L380	3/4 Offset x 2, 2-1/4, 2-1/2, or 3 doors	N/A	\$708.00
	FL380	Fire rated 3/4 Offset x 1-3/4 door only	\$544.00	\$898.00
	L380-20	3/4 Offset x 20 min x 1-3/4 door only	N/A	\$526.00
	480	3/4 Offset	N/A	\$373.00
	F480	Fire rated 3/4 Offset	\$414.00	\$768.00
	480-20	3/4 Offset x 20 min	N/A	\$398.00
	680	3/4 Offset	N/A	\$410.00

*Finish required, see page 121

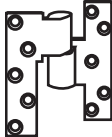
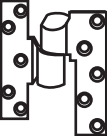

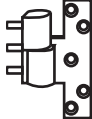
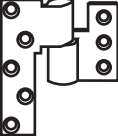
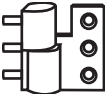
ASSA ABLOY

The global leader in
door opening solutions

List price effective January 1, 2019



Note that all fire rated openings must have a minimum of one intermediate pivot

Intermediate Pivots

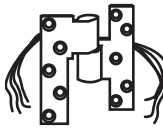
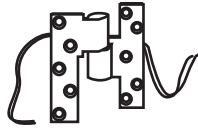
Model		Description	Painted	Plated
	M19	3/4 Offset	N/A	\$314.00
	M19 x 1-1/2OS	1-1/2 Offset	N/A	\$479.00
	FM19	Fire rated 3/4 Offset	\$346.00	\$668.00
	FM19 x 1-1/2OS	Fire rated 1-1/2 Offset	\$517.00	\$1,004.00
	M190	3/4 Offset	N/A	\$393.00
	M190 x 1-1/2OS	1-1/2 Offset	N/A	\$547.00
	FM190	Fire rated 3/4 Offset	\$432.00	\$823.00
	FM190 x 1-1/2OS	Fire rated 1-1/2 Offset	\$596.00	\$999.00
	M19-20	3/4 Offset x 20 min	N/A	\$321.00
	M19-20 x 1-1/2OS	1-1/2 Offset x 20 min	N/A	\$503.00
	M190-20	3/4 Offset x 20 min	N/A	\$400.00
	ML19	3/4 Offset x 1-3/4 door only	N/A	\$462.00
	ML19	3/4 Offset x 2, 2-1/4, 2-1/2, or 3 doors	N/A	\$656.00
	FML19	Fire rated 3/4 Offset x 1-3/4 door only	\$501.00	\$967.00
	ML19-20	3/4 Offset x 20 min x 1-3/4 door only	N/A	\$485.00
	FA19	3/4 Offset	\$393.00	\$745.00
	FA190	3/4 Offset	\$491.00	\$745.00
	119	3/4 Offset	N/A	\$237.00
	219	3/4 Offset	N/A	\$366.00
	219-20	3/4 Offset x 20 min	N/A	\$376.00
	319	3/4 Offset	N/A	\$359.00
	319-20	3/4 Offset x 20 min	N/A	\$400.00
	L319	3/4 Offset x 1-3/4 door only	N/A	\$592.00
	L319-20	3/4 Offset x 20 min x 1-3/4 door only	N/A	\$614.00
	419	3/4 Offset	N/A	\$426.00
	419-20	3/4 Offset x 20 min	N/A	\$445.00

*Finish required, see page 121

Pocket Pivot

Model Number	Description	Painted	Plated
 F519	Pocket Pivot	\$485.00	\$591.00
 EF519	Electrified Power Transfer Pivot Available in 4 wires only	NA	\$1,096.00

Electrified Intermediate Pivots

Model Number		Description	Price
	EFM19	Fire Rated 3/4" Offset Power Transfer Pivot Specify number of wires (4, 6, 8, 12)	\$1,214.00
	EM19 x 1-1/2OS	1-1/2" Offset Power Transfer Pivot Specify number of wires (4, 6, 8, 12)	\$812.00
	EFML19	Fire rated 3/4" Offset Power Transfer Pivot Heavy Weight/High Traffic 1-3/4" Dr. Specify number of wires (4, 6, 8, 12)	\$1,836.00
	EML19	3/4" Offset Power Transfer Pivot Heavy Duty/Weight/High Traffic 1-3/4 Dr Specify number of wires (4, 6, 8, 12)	\$1,298.00
	EML19-20	3/4" Offset Power Transfer Pivot, Heavy Duty/Weight/High Traffic, 1-3/4" Door, 20 Minute Specify number of wires (4, 6, 8, 12)	\$1,322.00
	EM19	3/4" Offset Power Transfer Pivot Specify number of wires (4, 6, 8, 12)	\$572.00
	EM19U	3/4" Offset Power Transfer High Inrush Pivot (2 wires only) Electolynx not available	\$1,104.00
	EFM19 x 1-1/2	Fire Rated 1-1/2" Offset Power Transfer Pivot	\$1,845.00

ElectroLynx add \$33.00.
Specify # of wires (4, 6, 8, 12).

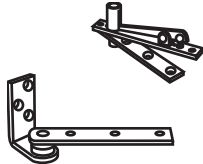
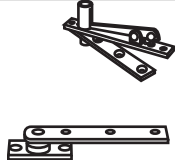
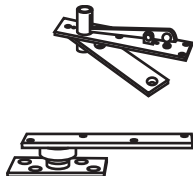
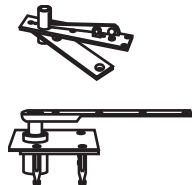
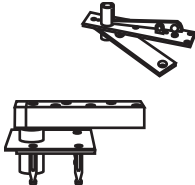
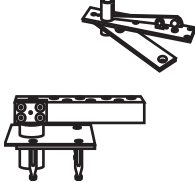
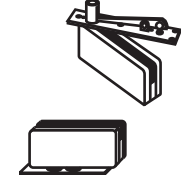
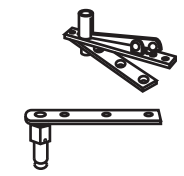
*Finish required, see page 121



ElectroLynx®

As part of their promise to provide innovative, fast and effective, and higher security solutions to their customers, ASSA ABLOY Group companies offer ElectroLynx®, a universal quick-connect system that simplifies the electrification of the door opening. ElectroLynx® is a registered trademark of ASSA ABLOY, Inc.

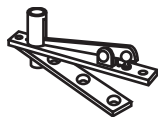
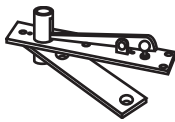
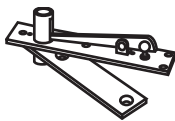


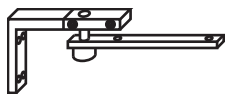
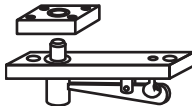
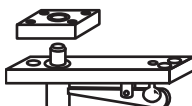
Center Hung Pivot Sets

Model		Description	Price
	127-3/4	Center Hung side jamb attached (includes 320 top pivot)	\$305.00
	128-3/4	Center Hung (includes 320 top pivot)	\$305.00
	370	Center Hung (includes 340 top pivot)	\$451.00
	117-3/4	Center Hung (includes 340 top pivot)	\$927.00
	H117-3/4	Center Hung for doors 2" or greater (includes H340 top pivot)	\$2,262.00
	H117-3/4 587	Center Hung for doors 1-3/4 (includes H340 top pivot)	\$2,262.00
	178	Patch fitting pivot (includes 7494 top pivot)	\$661.00
	176	Center Hung Light Duty Pivot	\$313.00

*Finish required, see page 121

Options on page 121

Center Hung Top Pivots

Model		Description	Price
	320	Center Hung	\$152.00
	340	Center Hung	\$142.00
	H340	Center Hung	\$467.00
	345	Center Hung long throw pivot pin	\$467.00
	H345	Center Hung long throw pivot pin	\$782.00
	340 x AP3	Center Hung gate pivot	\$440.00
	320 x 102	Center Hung for deep reveal (No finish plate included)	\$286.00
	340 x 102	Center Hung for deep reveal (No finish plate included)	\$286.00



*Finish required, see page 121

ASSA ABLOY

The global leader in
door opening solutions

List price effective January 1, 2019

Electrified Center Hung Top Pivots

Model		Description	Price
	EH340	Center Hung Heavy Duty for Power Transfer Top Pivot	\$627.00
	EH345	Center Hung Longer Throw Pin Heavy Duty for Taller Doors for Power Transfer	\$1,069.00

*Finish required, see page 121

Specify # of wires (4,6,8,12)
ElectroLynx add \$33.00.



ElectroLynx®





As part of their promise to provide innovative, fast and effective, and higher security solutions to their customers, ASSA ABLOY Group companies offer ElectroLynx®, a universal quick-connect system that simplifies the electrification of the door opening.

ElectroLynx® is a registered trademark of ASSA ABLOY, Inc.

Quick Reference Options

Suffix	Description	Price
Ext Spdl	To accommodate special floor conditions, the spindle can be ordered in 1/2" increments up to and including 2". Pivots must be ordered with longer spindle. Extended spindles for 117-1/4, 117, 147, 547, 195, 127-3/4, 128-3/4, 370	\$57.00
	Extended spindles for 117-1/2, L117, 117-3/4, H117-3/4 and H117-3/4 x 587	\$105.00
Longer Pivot Pin	For top pivots with special ceiling condition, longer pins are available in 1/4 inch increments up to 3/4 longer. Not available for electrified pivots	Add \$42.00
Torx	Security Screws Not available for center hung models	Pivot Set Add \$206.00 Intermediate Pivots Add \$135.00
SPLO	Special layout that may require special templating and/or products	Excluded from buying programs - contact factory for pricing

Accessories

Model	Description	Price
 10600	Single Roller Caster	\$712.00
 10602	Double Roller Caster	\$1,069.00
 10600-025 for 10600 10600-028 for 10602	Hollow Metal Reinforced Plate	\$216.00
10600-019	End Cap	\$28.00
 2604 2608 for 180, H340 and H345	Pivot Alignment Tool	\$105.00

How To Order

F Prefix	L147 Model	x 2-1/4" Door Suffix	x RH Hand	x 626 Finish
F Fire Rated Doors	117-1/4 117 173 147 L147 547 165 195 117-1-1/2 L117 127-3/4 128-3/4 370 117-3/4 H117-3/4 178 176	1-1/2OS 1-1/2" Offset 2" Door Thickness 2-1/4" L Series Product Only 2-1/2" LTP 3" H Arm (H117-3/4) 587 Extended Spindle Ext Spdl 20 Minute label -20 Less Top Pivot LTP # of Wires for Electrified Product TORX Security Screws (Offset Only) SPLO# Special Layout	Blank (Center Hung) RH Right LH Left	605 Bright Brass 606 Satin Brass 611 Bright Bronze 612 Satin Bronze 613 Dark Bronze 613E Dark Oxidized Satin Bronze - Equivalent 618 Bright Nickel 619 Satin Nickel 622 Flat Black 625 Bright Chrome 626 Satin Chrome 689 Sprayed Aluminum 690 Sprayed Dark Bronze 691 Sprayed Light Bronze 696 Sprayed Brass BSP Black Suede Powder Coat

ASSA ABLOY

The global leader in door opening solutions


RIXSON

ASSA ABLOY


The global leader in
door opening solutions

Options, see page 127


#1 Series Concealed Heavy Duty

Model				Door Opening (inches)		Finishes		
	Friction	Hold Open	Stop	**Butts Offset Pivots	Center Hung Pivots	689, 690, 691, 696, 652, BSP	606, 612, 613, 630	605, 611, 613E, 619, 618, 622, 629
	1-116	1-126	1-136	*24-28	NA	\$323.00	\$355.00	\$533.00
	1-216	1-226	1-236	28 1/16-33	30-36			
	1-316	1-326	1-336	33 1/16-38	36 1/16-41			
	1-416	1-426	1-436	38 1/16-43	41 1/16-46			
	1-516	1-526	1-536	43 1/16-48	46 1/16-50			


#1ADJ Series Concealed Adjustable Heavy Duty

Model			Door Opening (inches)		Finishes		
	Hold Open	Stop	**Butts Offset Pivots	Center Hung Pivots	689, 690, 691, 696, 652, BSP	606, 612, 613, 630	605, 611, 613E, 619, 618, 622, 629
	1ADJ-126	1ADJ-136	*24-28	NA	\$340.00	\$372.00	\$560.00
	1ADJ-226	1ADJ-236	28 1/16-33	30-36			
	1ADJ-326	1ADJ-336	33 1/16-38	36 1/16-41			
	1ADJ-426	1ADJ-436	38 1/16-43	41 1/16-46			
	1ADJ-526	1ADJ-536	43 1/16-48	46 1/16-50			

#2 Series Concealed Adjustable Standard Duty

Model					Door Opening (inches)		Finishes		
	Friction	Hold Open	Stop	Multi-Function	**Butts Offset Pivots	Center Hung Pivots	652**, 689, 690, 691, 696, BSP	606, 612, 613, 630	605, 611, 613E, 618, 619, 622, 629
	2-116	2-126	2-136	2-146	*18-24	NA	\$146.00	\$173.00	\$223.00
	2-216	2-226	2-236	2-246	24 1/16-30	27-32			
	2-316	2-326	2-336	2-346	30 1/16-36	32 1/16-38-1/2			
	2-416	2-426	2-436	2-446	36 1/16-42	38 9/16-45			
	2-516	2-526	2-536	2-546	42 1/16-48	45 1/16-48			

#5 Series Concealed Standard Duty

Model				Door Opening (inches)		Finishes		
	Hold Open	Stop		**Butts Offset Pivots	Center Hung	689, 690, 691, 696, 652		
	5-126	5-136		*18-24	NA	\$135.00		
	5-226	5-236		24 1/16-30	27-32			
	5-326	5-336		30 1/16-36	32 1/16-38 1/2			
	5-426	5-436		36 1/16-42	38 9/16-45			
	5-526	5-536		42 1/16-48	45 1/16-48			

* Butt hung only

** 652 Not available in multi-function models

**Pricing for Offset 1-3/4 thick doors hung on standard 4-1/2 x 4-1/2 butts or 3/4 offset pivots. For all other hanging means or door thicknesses, consult factory. Prices will be affected and will not carry any buy program or quote discounting.


ASSA ABLOY

The global leader in
door opening solutions


List price effective January 1, 2019

Options, see page 127

#6 Series Concealed Low Profile

Model		Door Opening (inches)		Finishes		
	Stop	**Butts Offset Pivots	Center Hung Pivots	689, 690, 691, 696, BSP	606, 612, 613, 630	605, 611, 613E, 618, 619, 622, 629
	6-136	*24-28	NA	\$443.00	\$478.00	\$553.00
	6-236	28 1/16-33	30-36			
	6-336	33 1/16-38	36 1/16-41			
	6-436	38 1/16-43	41 1/16-46			
	6-536	43 1/16-48	46 1/16-50			

#6ADJ Series Concealed Adjustable Low Profile

Model		Door Opening (inches)		Finishes		
	Stop	**Butts Offset Pivots	Center Hung Pivots	689, 690, 691, 696, BSP	606, 612, 613, 630	605, 611, 613E, 619, 622, 629
	6ADJ-136	*24-28	NA	\$465.00	\$498.00	\$579.00
	6ADJ-236	28 1/16-33	30-36			
	6ADJ-336	33 1/16-38	36 1/16-41			
	6ADJ-436	38 1/16-43	41 1/16-46			
	6ADJ-536	43 1/16-48	46 1/16-50			

* Butt hung only

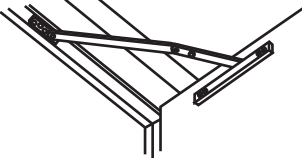
** Pricing for Offset 1-3/4 thick doors hung on standard 4-1/2 x 4-1/2 butts or 3/4 offset pivots. For all other hanging means or door thicknesses, consult factory. Prices will be affected and will not carry any buy program or quote discounting.

Options, see page 127

#7 Series Surface Heavy Duty

	Model			Door Opening (inches)	Finishes
	Friction	Hold Open	Stop	**Butts or Offset Pivots	689, 690, 691, 696
	NA	7-126	NA	24-30	\$327.00
	NA	7-226	NA	30 1/16-34	
	NA	7-326	NA	34 1/16-39	
	NA	7-426	NA	39 1/16-48	

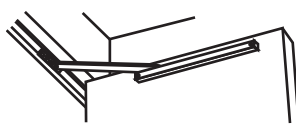
#8 HD Series Surface Extra Heavy Duty

Model		Door Opening (inches)		Finishes			
	Hold Open	**Butts Offset Pivots	Center Hung Pivots	689, 690, 691, 696, BSP	606, 612, 613, 630	605, 613E, 622, 629	
	8-226	27 1/16- 32 1/2	29 9/16-35	\$450.00	\$486.00	\$567.00	
	8-326	33 9/16- 38 3/4	35-1/16- 41-1/2				
	8-426	38 13/16- 42 1/2	41 9/16-45				
	8-526	42 9/16-48	45 1/16-48				
	Stop						
	8-236	27 1/16- 32 1/2	29 9/16-35	\$403.00	\$428.00	\$507.00	
	8-336	33 9/16- 38 3/4	35 1/16- 41 1/2				
	8-436	38 13/16- 42 1/2	41 9/16-45				
	8-536	42 9/16-48	45 1/16-48				

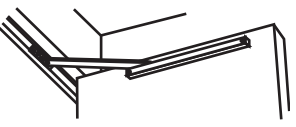
**Pricing for Offset 1-3/4 thick doors hung on standard 4-1/2 x 4-1/2 butts or 3/4 offset pivots. For all other hanging means or door thicknesses, consult factory. Prices will be affected and will not carry any buy program or quote discounting.

Options, see page 127

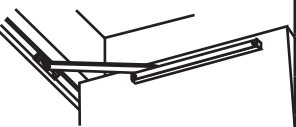
#9 Series Surface Heavy Duty

Model				Door Opening (inches)		Finishes		
	Friction	Hold Open	Stop	**Butts Offset Pivots	Center Hung Pivots	689, 690, 691, 696, 652, BSP	606, 612, 613, 630	605, 611, 613E, 618, 619, 622, 629
	9-116	9-126	9-136	*24-28	NA	\$428.00	\$461.00	\$537.00
	9-216	9-226	9-236	28 1/16-33	30-36			
	9-316	9-326	9-336	33 1/16-38	36 1/16-41			
	9-416	9-426	9-436	38 1/16-43	41 1/16-46			
	9-516	9-526	9-536	43 1/16-48	46 1/16-50			

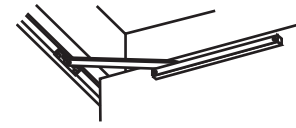
#9ADJ Series Surface Adjustable Heavy Duty

Model			Door Opening (inches)		Finishes		
	Hold Open	Stop	**Butts Offset Pivots	Center Hung Pivots	689, 690, 691, 696, 652, BSP	606, 612, 613, 630	605, 611, 613E, 618, 619, 622, 629
	9ADJ-126	9ADJ-136	*24-28	NA	\$448.00	\$481.00	\$565.00
	9ADJ-226	9ADJ-236	28 1/16-33	30-36			
	9ADJ-326	9ADJ-336	33 1/16-38	36 1/16-41			
	9ADJ-426	9ADJ-436	38 1/16-43	41 1/16-46			
	9ADJ-526	9ADJ-536	43 1/16-48	46 1/16-50			

#10 Series Surface Adjustable Standard Duty

Model					Door Opening (inches)		Finishes		
	Friction	Hold Open	Stop	Multi-Function	**Butts Offset Pivots	Center Hung Pivots	652*, 689, 690, 691, 696, BSP	606, 612, 613, 630	605, 611, 613E, 618, 619, 622, 629
	10-116	10-126	10-136	10-146	*18-24	21-26 1/2	\$173.00 <small>*652 Not available on multi-function holders</small>	\$218.00	\$265.00
	10-216	10-226	10-236	10-246	24 1/16-30	26 9/16-32			
	10-316	10-326	10-336	10-346	30 1/16-36	32 1/16-38 1/2			
	10-416	10-426	10-436	10-446	36 1/16-42	38 9/16-45			
	10-516	10-526	10-536	10-546	42 1/16-48	45 1/16-48			

#55 Series Surface Standard Duty

Model			Door Opening (inches)		Finishes
	Hold Open	Stop	**Butts Offset Pivots	Center Hung	689, 690, 691, 696, 652
	55-126	55-136	*18-24	NA	\$135.00
	55-226	55-236	24 1/16-30	27-32	
	55-326	55-336	30 1/16-36	32 1/16-38 1/2	
	55-426	55-436	36 1/16-42	38 9/16-45	
	55-526	55-536	42 1/16-48	45 1/16-48	

* Butt hung only




** Pricing for Offset 1-3/4 thick doors hung on standard 4-1/2 x 4-1/2 butts or 3/4 offset pivots. For all other hanging means or door thicknesses, consult factory. Prices will be affected and will not carry any buy program or quote discounting.

ASSA ABLOY

The global leader in door opening solutions

List price effective January 1, 2019

Quick Reference Options

	Suffix	Description	Price
	LS	Less Spring Models 1 and 9 only	Add \$27.00
	TORX	Security Screws. All Models. Only provided for screws visible.	Add \$104.00
	5458*	LH Flush Mounting Brackets Models 8 & 9	\$67.00
	5459*	RH Flush Mounting Brackets Models 8 & 9	\$67.00
	5258*	Flush Mounting Brackets Models 10 & 55	\$67.00
	SPLO	Special layout that may require special templating and/or products	Excluded from buying programs - contact factory for pricing

How To Order

1 Series	3 Door Size Symbol	2 Function	6 Filler	x LS Options	x 630 Finish
#1 Hvy Dty Concealed	1	1 Friction		LS Less Spring	605 Bright Brass
#1ADJ Hvy Dty Concealed Adj	2	2 Holder		5258 Std Dty Brkt	606 Satin Brass
#2 Std Dty Concealed Adj	3	3 Stop		5458 LH Hvy Dty Brkt	611 Bright Bronze
#5 Std Dty Concealed	4	4 Multi function		5459 RH Hvy Dty Brkt	612 Satin Bronze
#6 Low Profile Concealed	5			Torx Security Screws	613 Dark Bronze
#6ADJ Low Profile Concealed Adjustable	See Catalog for Sizing			ARM Arm Only	613E Dark Oxidized Satin Bronze - Equivalent
#7 Surf Cantilever Holder				SPLO# Special Layout	618 Bright Nickel
#8HD Extra Hvy Dty Dbl Lever					619 Satin Nickel
#9 Hvy Dty Surface					622 Flat Black
#9ADJ Hvy Dty Surface Adj					625 Bright Chrome
#10 Std Dty Surface Adj					626 Satin Chrome
#55 Std Dty Surface					629 Bright Stainless
					630 Satin Stainless
					652 Satin Chrome on Steel
					689 Sprayed Aluminum
					690 Sprayed Dark Bronze
					691 Sprayed Light Bronze
					696 Sprayed Brass
					BSP Black Suede Powder Coat

ASSA ABLOY

The global leader in
door opening solutions

RIXSON

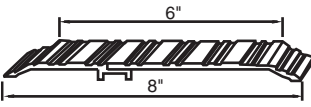
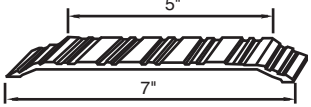
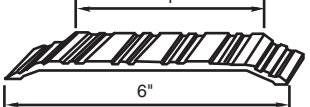
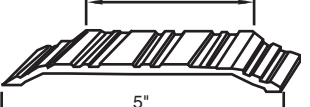
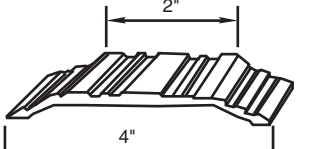
ASSA ABLOY

The global leader in
door opening solutions


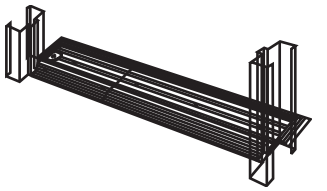


Note that threshold prices include preparations for Rixson floor closers and pivots.
Add \$100 to threshold prepped for any other manufacturers product

Sizes

Materials	Sizes Available	Single Doors to 36"	Pair of Doors to 72"	Add Per Inch
Mill Aluminum	400, 500, 600, 700, 800	\$675.00	\$1,350.00	\$19.00
Polished Aluminum	400, 500, 600, 700, 800	\$849.00	\$1,698.00	\$24.10
Mill Bronze	400, 500, 600, 700, 800	\$1,849.00	\$3,698.00	\$53.00
605, 606, 613 on Bronze	400, 500, 600, 700, 800	\$2,541.00	\$5,082.00	\$67.00

 <p>Type 1, 4, or 3</p>	 <p>Type 1, 4, or 3</p>	 <p>Type 1</p>	 <p>Type 5</p>
800 Profile	700 Profile	600 Profile	500 Profile
 <p>Type 5</p>			
400 Profile			

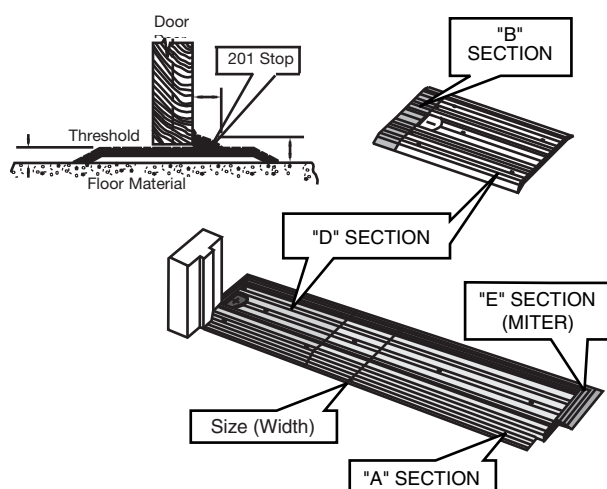
Types

			
Type 1	Type 3	Type 4	Type 5

Note: Threshold prices include preparations for Rixson floor closers and pivots
Add \$100 to threshold prepped for any other manufacturers product



Components

Descriptions	Sizes Available	Price
A Section Mill Aluminum	400, 500, 600, 700, 800	\$19.00 per inch
A Section Polished Aluminum	400, 500, 600, 700, 800	\$24.10 per inch
A Section Mill Bronze	400, 500, 600, 700, 800	\$53.10 per inch
B Section Mill Aluminum	600, 700, 800	\$70.00
B Section Polished Aluminum	600, 700, 800	\$87.00
B Section Mill Bronze	400, 500, 600, 700, 800	\$190.00
B Section 605, 606, 613 on Bronze	700, 800	\$175.00
D Section Mill Aluminum	700, 800	\$260.00
D Section Polished Aluminum	700, 800	\$344.00
D Section Mill Bronze	700, 800	\$604.00
D Section 605, 606, 613 on Bronze	400, 500, 600, 700, 800	\$769.00
E Section Mill Aluminum		\$154.00
E Section Polished Aluminum		\$178.00
E Section Mill Bronze		\$204.00
E Section 605, 606, 613 on Bronze		\$248.00



Note Threshold prices include preparations for Rixson floor closers and pivots.
Add \$100 to threshold prepped for any other manufacturers product

Quick Reference Options

	Prefix	Description		Add
	PH	1/4" high - for ADA compliance 700 & 800 only		\$0.00
	Suffix	Description		
	Abrs Ctg	Abrasive Coating		50%
	Ext Miters	Miters in addition to those normally supplied - give quantity and location		Consult Factory
	MSES	Metal Screws and Expansion Shields	Single Opening	\$7.10
			Double Opening	\$14.20
	201	Aluminum . ADD \$3.30 per inch to list of threshold Bronze. . . . ADD \$20.02 per inch to list of threshold 605 ADD \$24.09 per inch to list of threshold 613 ADD \$28.05 per inch to list of threshold 606 ADD \$23.10 per inch to list of threshold		
	301	Step Down; not available for type 5		Add \$10.00 to standard door width thresholds \$2.00 per extra inch
	501	Step Down; not available for type 5		Add \$10.00 to standard door width thresholds \$2.00 per extra inch
	Straight Ends	Specify length needed if more than 2"		Consult Factory
	SPLO	Special layout that may require special templating and/or products	Excluded from buying programs - contact factory for pricing	

How To Order

PH X	3	X 700 X	201	X 36	X 1-3/4	RH	27N	AL	
Prefix	Type	Size (width)	Options	Opening (Jamb to Jamb)	Door Thickness	Hand	Closer or Pivot Model	Material	
Blank 1/2" High PH 1/4" High	1 Center Hung 3 Offset Hung 4 Center Hung 5 Offset Hung	400 3-3/4" (used with Type 5 or doors without floor closers) 500 4-3/4" (used with Type 5 or doors without floor closers) 600 5-3/4" (can't be used with Type 5 or floor closers) 700 6-3/4" (cannot be used with Type 5) or 201 stop strip 800 7-3/4" (cannot be used with Type 5)	Abrasive Coating Extra Miters (specify qty & location) MSES Machine screws and lead shield 201 Applied : 301 Step Down (specify location) 501 Step Down (specify location) Straight Ends (specify qty & location)			Blank Pair RH Right LH Left		AL Mill Aluminum BZ Mill Bronze 605 Polished Brass 606 Satin Brass 613 Bronze	

Rixson
Thresholds

ASSA ABLOY

The global leader in door opening solutions













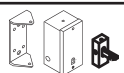
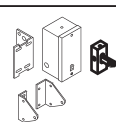
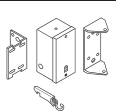
List price effective January 1, 2019

RIXSON

ASSA ABLOY

Options, see page 134

Electromagnet Door Holder/Releases

Model		Description	Price
	980M	Floor Mounted	\$773.00
	981M	Floor Mounted Back to Back Doors	\$1,019.00
	989	Low Projection Wall	\$403.00
	990	Low Projection Wall	\$436.00
	991M	Hazardous Location Wall	\$736.00
	993M	High Hold Wall (with switch)*	\$847.00
	9930M	High Hold Floor Mounted (with switch)*	\$847.00
	994M	Wall Mounted Adjustable Armature	\$436.00
	996M	Surface Mounted	\$461.00
	997M	Wall Mounted	\$436.00
	998M	Wall Mounted	\$436.00
	999M	Universal Wall Mounted	\$583.00
	972H	Swinging Door	\$856.00
	972S	Sliding Door	\$856.00
	972U	Overhead Door	\$856.00

* With no switch option, deduct \$59.00













For higher hold magnets specify single voltage Add \$50.00

ASSA ABLOY

The global leader in
door opening solutions

List price effective January 1, 2019





Options

Model		Description	Price
	996XK	1-1/2" Wall Extension/conversion kit	\$107.00
	900	Armature Extension Base 1-1/2"	\$87.00
	900-50	1/2" Spacer MUST BE USED WITH 900 BASE	\$46.00
	900-75	3/4" Spacer MUST BE USED WITH 900 BASE	\$46.00
	900-100	1" Spacer MUST BE USED WITH 900 BASE	\$46.00
	900-200	2" Spacer MUST BE USED WITH 900 BASE	\$58.00
	900-300	3" Spacer MUST BE USED WITH 900 BASE	\$58.00
	900-400	4" Spacer MUST BE USED WITH 900 BASE	\$58.00
	900-500	5" Spacer MUST BE USED WITH 900 BASE	\$58.00
	900-600	6" Spacer MUST BE USED WITH 900 BASE	\$58.00
	900-700	7" Spacer MUST BE USED WITH 900 BASE	\$58.00
	900-Z	90° Bend Spacer MUST BE USED WITH 900 BASE UNIT	\$87.00

How To Order

998M Series	x	x 689 Finish	
980M Floor Mounted	Blank Tri-volt	689 Sprayed Aluminum	
981M Floor Mounted Back to Back		690 Sprayed Dark Bronze	
Doors		691 Sprayed Light Bronze	
989 Low Projection Wall Mounted		693 Sprayed Black	
990 Low Projection Wall Mounted		696 Sprayed Brass	
991M Hazardous Location Mounted			
993M High Hold Wall Mounted			
9930M High Hold Floor Mounted			
994M Wall Mounted Adjustable Armature			
996M Surface Mounted			
997M Wall Mounted			
998M Wall Mounted			
999M Universal Wall Mounted			
972H Swinging Door			
972S Sliding Door			
972U Overhead/Rolling Door			

Smok Chek® V

Model	Description	Price
 0600	Non-Detected Pull Side Mounting	\$939.00
 0601	Non-Detected Push Side Mounting	\$939.00
0602	Non-Detected Holder on Pull Side Closer on Push Side	\$939.00
 0100	Non-Detected Pull Side Mounting Holder Only	\$842.00
 0101	Non-Detected Push Side Mounting Holder Only	\$842.00





Quick Reference Options

Suffix	Description	Price
LC	Less Closer	Deduct \$289.00
TORX	Torx Screws	Add \$96.00
550789	550789 Deep Reveal/180° Swing Arm	\$316.00

How To Order

0601 Series	x 120VAC Voltage	x 550789 Options	x 689 Finish
0600 Non-Detected Pull Side Mounting	120VAC 24VAC/DC	LC Less Closer Body	689 Sprayed Aluminum
0601 Non-Detected Push Side Mounting		Torx Security Screw	690 Sprayed Dark Bronze
0602 Non-Detected Holder on Pull Side/Closer on Push Side		550789 Arm	691 Sprayed Light Bronze
0100 Non-Detected Pull Side Mounting Holder Only			693 Sprayed Black
0101 Non-Detected Push Side Mounting Holder Only			696 Sprayed Brass

Smok Chek® VI

Model		Description	Price
	4 PULL	Non-Detected Pull Side Mounting	\$1,448.00
	6 PULL	Detected Pull Side Mounting	\$2,876.00
	4 PUSH	Non-Detected Push Side Mounting	\$1,448.00
	6 PUSH	Detected Push Side Mounting	\$2,876.00





Quick Reference Options

Prefix		Price
FS	Free Swing Arm (Pull Side Only)	Add \$49.00
DE	Double Egress Arm (Pull Side Only)	Add \$78.00
Suffix		
Torx	Security Screws	Add \$60.00

How To Order

FS Prefix	4 PULL Series	x 24VDC Voltage	x Torx Options	x RH Hand	x 689 Finish
FS Free Swing Arm	4 PULL Non-Detected Pull Side Mounting Selective Hold Open	24VDC 120VAC	Torx	RH Right LH Left	689 Sprayed Aluminum 690 Sprayed Dark Bronze 691 Sprayed Light Bronze 696 Sprayed Brass
	6 PULL Detected Pull Side Mounting Selective Hold Open				
DE Double Egress Arm	4 PUSH Non-Detected Push Side Mounting Selective Hold Open				
	6 PUSH Detected Push Side Mounting Selective Hold Open				

CHECKMATE® 99

Model		Description	Price
	99-726	Non-Detected Push Side Mounting	\$534.00
	99-626	Detected Push Side Mounting	\$1,404.00
	99-926	Non-Detected Pull Side Mounting	\$534.00
	99-826	Detected Pull Side Mounting	\$1,404.00

How To Order

99-726 Series	x 24VDC Voltage	x 689 Finish	
99-726 Non-Detected Push Side Mounting	24VAC/DC	689 Sprayed Aluminum	
99-626 Detected Push Side Mounting	120VAC	690 Sprayed Dark Bronze	
99-926 Non-Detected Pull Side Mounting		691 Sprayed Light Bronze	
99-826 Detected Pull Side Mounting		696 Sprayed Brass	

RIXSON

ASSA ABLOY

The global leader in
door opening solutions

RIXSON

Parts Price List

Effective January 1, 2019

Canadian Prices Effective January 1, 2019

Contents	Page
Finishes	141
Heavy Duty Floor Closers	142
Offset Hung	
Single Acting Center Hung	
Double Acting Center Hung	
Shallow Depth Floor Closers	155
Offset Hung	
Single Acting Center Hung Floor Closer	
Double Acting Center Hung Floor Closer	
Specialty Closers	161
Duo Chek® Double Acting Floor Closers	
Gate Closers	
Security Closers	
Exterior Gate Closers	
Overhead Concealed Closers	167
Commodity Grade 608 Series	
Offset Hung	
Center Hung	
Architectural Grade 91, 700, 800 Series	
Offset Hung	
Single Acting Center Hung	
Double Acting Center Hung	
Pivots and Pivot Sets	179
Top Pivots	
Intermediate Pivots	
Pocket Pivots	
Offset Hung Sets	
Center Hung Sets	
Checkmate® Stops & Holders	190
Electromagnetic Door Holder/Releases	191
Electrified Closer/Holders	197
Smok-Chek® V	
Smok-Chek® VI	
Checkmate® 99	

Finish Symbol Designations

BHMA**	US	DESCRIPTION
600 / 674	P	PRIME COAT
605* / 632	3	BRIGHT BRASS
606 / 633	4	SATIN BRASS
611 / 637	9	BRIGHT BRONZE
612 / 639	10	SATIN BRONZE
613 / 640	10B	DARK BRONZE
613E / 640E	10BE	DARK OXIDIZED SATIN BRONZE - EQUIVALENT
618	14	BRIGHT NICKEL
619	15	SATIN NICKEL
622 / 693 / BSP	19	BLACK SUEDE POWDER COAT
625 / 651	26	BRIGHT CHROME
626 / 652	26D	SATIN CHROME
629*	32	BRIGHT STAINLESS
630*	32D	SATIN STAINLESS
689		SPRAYED ALUMINUM
690		SPRAYED DARK BRONZE
691		SPRAYED LIGHT BRONZE
696		SPRAYED BRASS

Blackened or hammered finishes are not available.

For any other finishes not listed, contact pricing department, 800-457-5670.

* Patch fittings are available in these finishes only.

** BHMA numbers are assigned by base metals on which finish is being applied. For more information see ANSI A156.18. Appearance should closely match old US numbers.

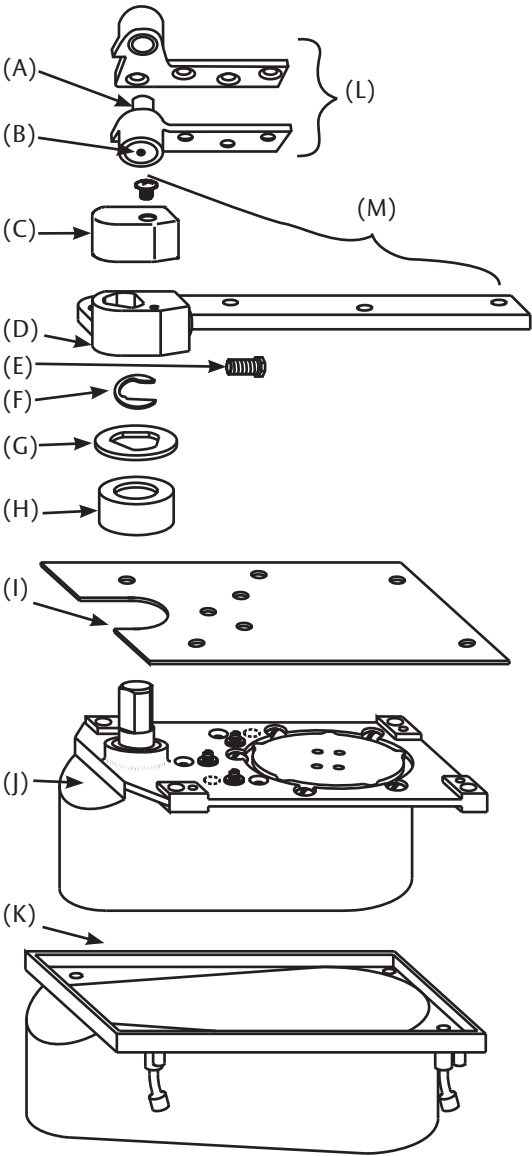
For finish availability see product “how to order” pages.

Model 27

Right Hand Shown
3/4" Offset

(A) Pivot Stud 181770-ASY	\$7.60
(B) Hex Cap 181778-*	\$8.00
(C) Arm Cap & Screw 012142R*AS (RH, BRS) 012142L*AS (LH, BRS) 012144R*AS (RH, SS) 012144L*AS (LH, SS)	\$46.50
(D) 3/4" Offset Arm x Locking Screw 275177 (RH) 275176 (LH)	\$92.00
(E) Arm Locking Screw Only 88905-PKG (5)	\$34.90
(F) Arm Shims 275065-PKG (5)	\$34.90
(G) Arm Bearing Washer 275062-PKG (5)	\$18.40
(H) Spindle Shoulder Collar 259000-*	\$30.70

For 27 x 1-1/2" Offset	
1-1/2" Offset Top Pivot 180 x 1-1/2" F180 x 1-1/2" Fire Rated 180 x 20 x 1-1/2 20 Minute	See Page 81
1-1/2" Offset Arm x Locking Screw 275167-*	\$144.00
1-1/2" Bottom Arm Package 252060R* 252060L*	See Page 81



(L) 3/4" Offset Top Pivot Assembly 180 (standard) F180 Fire Rated 180-20 (20 minutes)	See Page 115
(M) Bottom Arm Package 252050R* (RH) 252050L* (LH) Package includes: arm locking screw, arm cap and screw, spindle shoulder collar and attaching screws.	See Page 80
(I) Floor Plate x Screws 274050R* (RH) NHO/AHO 274050L* (LH) NHO/AHO 274750R* (RH) SHO 274750L* (LH) SHO	See Page 80
(J) Closer Body LAP Specify Complete Model	See Page 80
(K) Cement Case x Screws 253000-PKG	See Page 80

Screw Kits	
180 Top Pivot Screw Kit 107014-* Machine (2) Req 107114-* Wood (2) Req	\$7.80
Arm Screw Kit 107044 Machine 107144 Wood	\$7.80
Floor Plate Screw Kit 107004 -*	\$7.80
Cement Case Screw Kit 107046	\$7.80

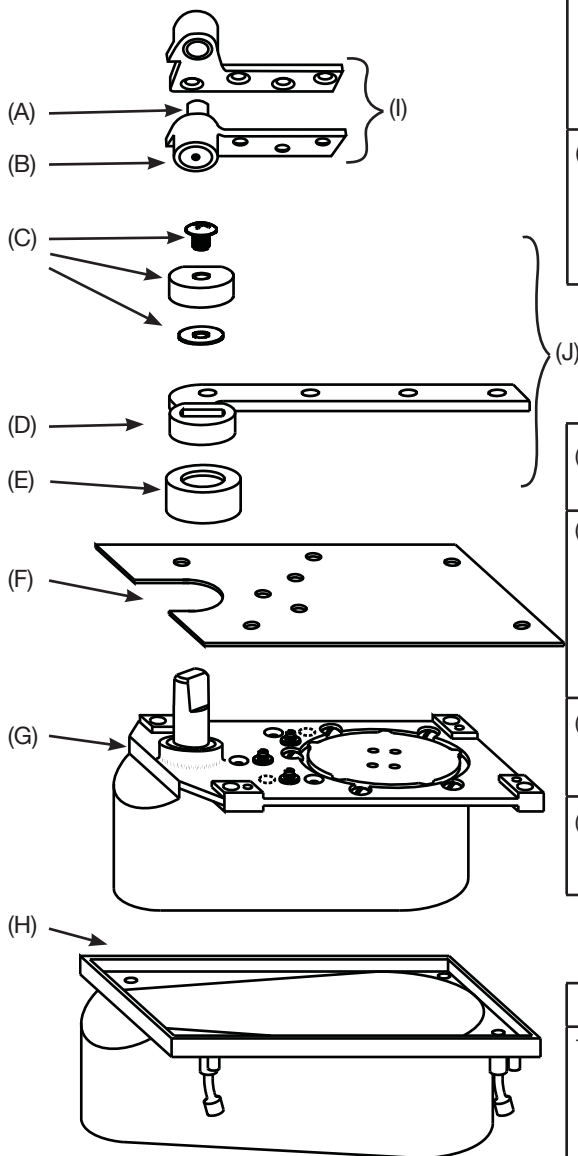
*specify finish

Models 127/427

Right Hand Shown

3/4" Offset Only

(A) Pivot Stud 181770-ASY	\$7.60
(B) Hex Cap 181778-*	\$8.00
(C) Arm Cap x Screw Washer 12029-*AS	\$46.50
(D) 3/4" Offset Arm 12027 (RH) 12028 (LH)	\$171.00



(I) 3/4" Offset Top Pivot 180 F180 Fire Rated 180 x 20 20 Minute	See Page 115
(J) Bottom Arm Package 652050R* (RH) 652050L* (LH) <i>Includes arm cap and attaching screws</i>	See Page 80

Model 427

(D) 3/4" Offset Arm 12027 (RH) 12028 (LH)	\$171.00
---	----------

Top Pivot 180 x 102	See Page 115
------------------------	-----------------

(E) Spindle Shoulder Collar 259000-*	
(F) Floor Plate with Screws 274050R* (RH) NHO 274050L* (LH) NHO 274750R* (RH) SHO 274750L* (LH) SHO	See Page 80
(G) Closer Body (Specify Complete Model No. x LAP)	See Page 80
(H) Cement Case with Screws 253000 - PKG	See Page 80

Screw Kits	
180 x 102 Screw Kit 107014-* 1 each 107114-* 1 each 107112-* 1 each 107012-* 1 each	\$7.80
180 Top Pivot Screw Kit 107014-* Machine (2) Req 107114-* Wood (2) Req	\$7.80
Arm Screw Kit 107044 Machine 107144 Wood	\$7.80
Floor Plate Screw Kit 107004-*	\$7.80
Cement Case Screw Kit 107046	\$7.80

*specify finish

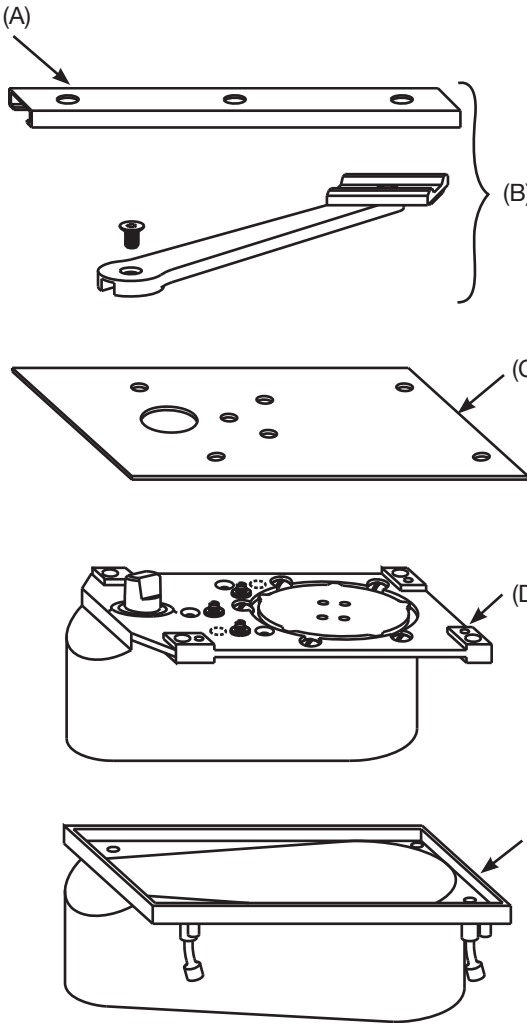
ASSA ABLOY

The global leader in
door opening solutions

Model F327

Right Hand Shown
3/4" Offset Only

(A) Door Rail 327006	\$89.00
-------------------------	---------



(B) Bottom Arm Package 3252010-*	See Page 81
(C) Floor Plate with Screws 3274010R* (RH) 3274010L* (LH)	See Page 81
(D) Closer Body (Specify Complete Model No. x LAP)	See Page 81
(E) Cement Case with Screws 253000-PKG	See Page 81

Screw Kits	
Slide Track Screw Kit 107033	\$7.80
Floor Plate Screw Kit 107004-*	\$7.80
Cement Case Screw Kit 107046	\$7.80

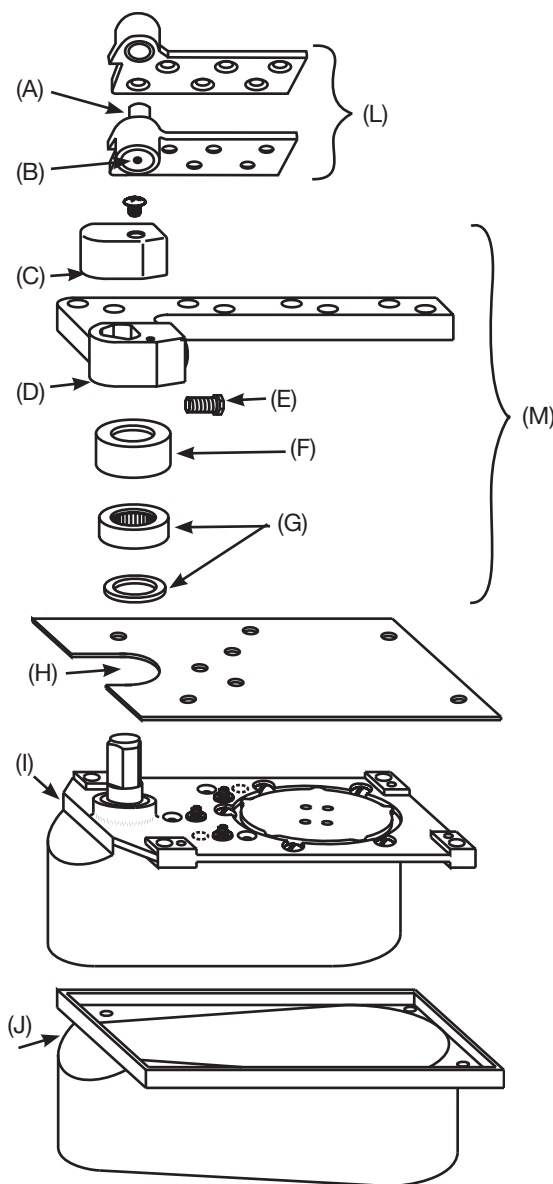
**specify finish*

Model L27

Right Hand Shown

3/4" Offset Only

(A) Pivot Stud 181770-ASY	\$7.60
(B) Hex Cap 181778-*	\$8.00
(C) Arm Cap & Screw 012142R*AS (RH, BRS) 012142L*AS (LH, BRS) 012144R*AS (RH, SS) 012144L*AS (LH, SS)	\$46.50
(D) Arm x Locking Screw 1-3/4" Door 18550-Asy (RH) 18650-Asy (LH)	\$174.40
(D) Arm x Locking Screw 2" Door 18551-Asy (RH) 18651-Asy (LH)	\$385.20
(D) Arm x Locking Screw 2-1/4" Door 18552-Asy (RH) 18652-Asy (LH)	\$385.20
(D) Arm x Locking Screw 2-1/2" Door 18553-Asy (RH) 18653-Asy (LH)	\$385.20
(D) Arm x Locking Screw 3" Door 18554-Asy (RH) 18654-Asy (LH)	\$385.20
(E) Arm Locking Screw Only 88905-PKG (5)	\$34.90
(F) Spindle Shoulder Collar 259500-*	\$89.00
(G) Heavy-Duty Thrust Bearing 41204-PKG (includes 41207N spacer)	\$99.00



For L27 x 3/4" Offset	
(L) 3/4" Offset Top Pivot F180 FL180 Fire Rated L180 x 20 20 Minute	See Page 115
(M) Bottom Arm Package 1-3/4" Door 252051R* (RH) 252051L* (LH) 2" Door 252052R* (RH) 252052L* (LH) 2-1/4" Door 252053R* (RH) 252053L* (LH) 2-1/2" Door 252054R* (RH) 252054L* (LH) 3" Door 252055R* (RH) 252055L* (LH) <i>Package includes: arm, arm locking screw, arm cap and screw, shoulder collar and attaching screws.</i>	See Page 82
(H) Floor Plate with Screws 274050R* (RH) NHO 274050L* (LH) NHO 274750R* (RH) SHO 274750L* (LH) SHO	See Page 82
(I) Closer Body (Specify Complete Model No. x LAP) includes 41204- PKG	See Page 82
(J) Cement Case with Screws 253001	See Page 82

Screw Kits	
L180 Screw Kit 107016-* Machine (2) Req 107116-* Wood (2) Req	\$8.80
Arm Screw Kit 107048 Machine 107144 Wood	\$7.80
Floor Plate Screw Kit 107004-*	\$7.80
Cement Case Screw Kit 107046	\$7.80

*specify finish

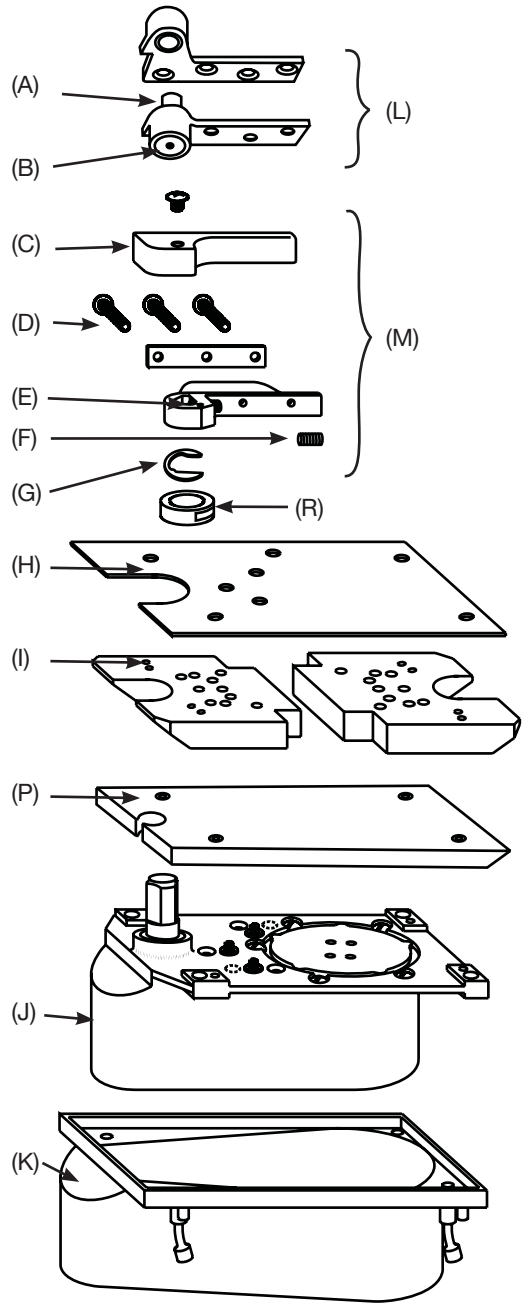
ASSA ABLOY

The global leader in
door opening solutions

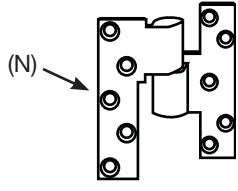
Model Q27/QT27

Right Hand Shown
3/4" Offset Only

(A) Pivot Stud 181770-ASY	\$7.60
(B) Hex Cap 181778-*	\$8.00
(C) Arm Cap & Screw 73035R*AS (RH) 73035L*AS (LH)	\$46.50
(D) Arm Mounting Screws and Plate 73014-*	\$7.80
(E) Removable Arm 73001R-ASY (RH) 73001R-ASY (RH)	\$175.00
(F) Arm Locking Screw Only - 88905-PKG (5)	\$34.90
(G) Arm Washer/Shim Package - 275179 Includes 275065 and 275178 Torque Washer	\$35.50
(I) Q27 Styrofoam Filler 73009	\$37.20
(P) QT Styrofoam Filler 73017	\$7.80
(R) Spindle Shoulder Collar 259000-*	\$30.70



For Q27/QT27 x 3/4" Offset	
(L) 3/4" Offset Top Pivot 180 F180 Fire Rated 180 x 20 20 Minute	See Page 115
(M) Bottom Arm Package 222050R* (RH) 222050L* (LH) Package includes: arm, arm locking screw, arm cap and screw, arm mounting plate, shoulder collar and attaching screws	See Page 83
3/4" Offset Intermediate Pivot M19 FM19 M19-20	See Page 116
(N) M19 Intermediate Pivot Screw Kit 107015-* Machine (2 Req) 107115-* Wood (2 Req)	\$7.80



Intermediate Pivot

(H) Q Floor Plate with Screws 294050R* (RH) NHO 294050L* (LH) NHO 294750R* (RH) SHO 294750L* (LH) SHO	See Page 83
(J) Closer Body (Specify Complete Model No. x LAP)	See Page 83
(K) Cement Case with Screws 253000-PKG	See Page 83

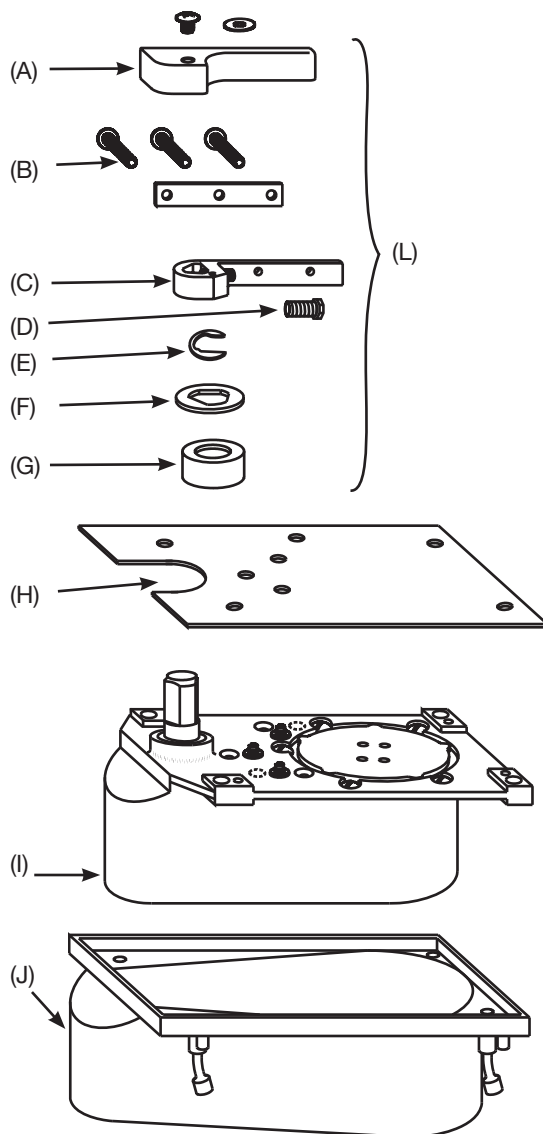
Screw Kits	
180 Screw Kit 107014-* Machine (2) Req 107114-* Wood (2) Req	\$7.80
Q Floor Plate Screw Kit 107010-*	\$7.80
Cement Case Screw Kit 107046	\$7.80

*specify finish

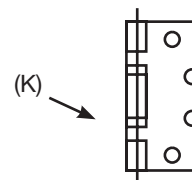
Model HM27

Right Hand Shown
3/4" Offset Only

(A) Arm Cap & Screw 73025R*AS (RH) 73025L*AS (LH)	\$46.50
(B) Arm Mounting Screws and Plate 73014-*	\$7.80
(C) Arm x Set Screw 73041R*AS (RH) 73041L*AS (LH)	\$232.30
(D) Arm Locking Screw Only 88905-PKG (5)	\$34.90
(E) Arm Shims (5) 275065-PKG	\$34.90
(F) Arm Bearing Washer 275062-PKG-5	\$18.40
(G) Spindle Shoulder Collar 259000-*	\$30.70



(L) Bottom Arm Package 222050R*HM (RH) 222050L*HM (LH) Package includes: arm, arm locking screw, arm cap and screw, arm mounting plate, shoulder collar and attaching screws	See Page 83
(H) Floor Plate with Screws 274050R* (RH) NHO 274050L* (LH) NHO 274750R* (RH) SHO 274750L* (LH) SHO	See Page 83
(I) Closer Body (Specify Complete Model No. x LAP)	See Page 83
(J) Cement Case with Screws 253000 - PKG	See Page 83
(K) Special Offset Hinges (3) 254545*PK	See Page 83



Screw Kits	
Floor Plate Screw Kit 107004-*	\$7.80
Cement Case Screw Kit 107046	\$7.80
Hinge screw kit 107519-*	\$7.80

*specify finish

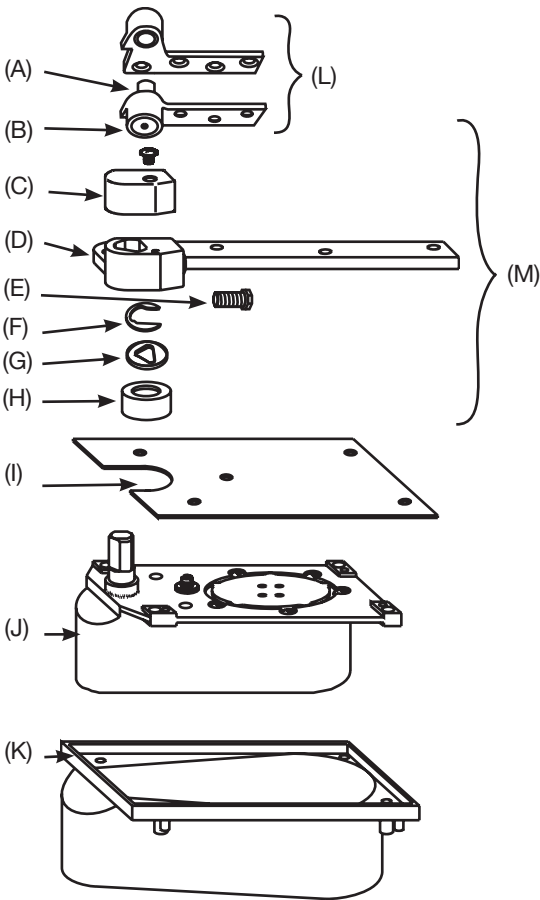
ASSA ABLOY

The global leader in
door opening solutions

Model 20

Right Hand Shown
3/4" Offset Only

(A) Pivot Stud 181770-ASY	\$7.60
(B) Hex Cap 181778-*	\$8.00
(C) Arm Cap & Screw 012142R*AS (RH, BRS) 012142L*AS (LH, BRS) 012144R*AS (RH, SS) 012144L*AS (LH, SS)	\$46.50
(D) 3/4" Offset Arm x Locking Screw 275177 (RH) 275176 (LH)	\$92.00
(E) Arm Locking Screw Only 88905-PKG (5)	\$34.90
(F) Arm Shims 275065-PKG (5)	\$34.90
(G) Arm Bearing Washer 275062-PKG (5)	\$18.40
(H) Spindle Shoulder Collar 259000-*	\$30.70



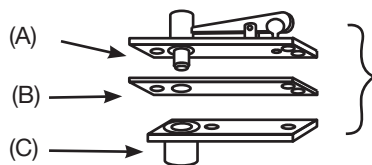
(L) 3/4" Offset Top Pivot 180 FL180 Fire Rated 180 - 20 20 Minute	See Page 115
(M) Bottom Arm Package 252050R* (RH) 252050L* (LH) <i>Package includes: arm, arm locking screw, arm cap and screw, shoulder collar and attaching screws.</i>	See Page 84
(I) Floor Plate with Screws 204050-*	See Page 84
(J) Closer Body (Specify Complete Model No. x LAP)	See Page 84
(K) Cement Case with Screws 203000	See Page 84

Screw Kits		
180 Screw Kit 107014-* Machine (2) Req 107114-* Wood (2) Req		\$7.80
Arm Screw Kit 107044-* Machine (2) Req 107144-* Wood (2) Req		\$7.80
Floor Plate Screw Kit 107004-*		\$7.80
Cement Case Screw Kit 107046		\$7.80

*specify finish


Model 28

(A) Jamb Portion 3065	\$114.00
(B) Finish Plate 012202-*PK(BRS) 012204-*PK(SS)	\$46.50
(C) Door Portion 30243	\$114.00
(E) Arm Plate Shims (.062) 46045-PKG (5) Arm Plate Shims (.187) 46145-PKG (5)	\$26.40
(F) Arm Plate & Stud Assy 46445	\$26.40
(G) Arm Spindle Screw 01244010-PKG (5)	\$13.00
(H) Arm Spindle Washer 01030-PKG (5)	\$22.40
(I) Arm Set Screw Only 26087-PKG (5)	\$19.80
(J) Arm & Arm Set Screw 282026	\$70.00
(K) Arm Alignment Screw & Washer (2) of each 107032-*	\$33.70
(L) Arm Spindle Collar included in arm package) 259000-*	\$30.70



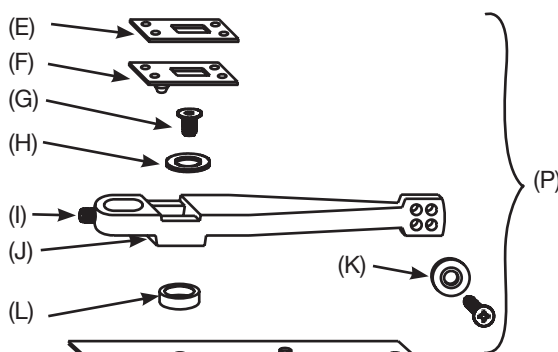
340 Top Pivot

See
Page 119



(D) W28 Wood Door Plate
& Shim Pkg (includes
46145 & 46445)
107066

\$72.00

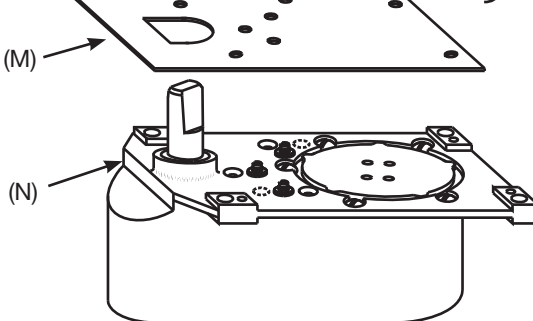


Wood Door Arm Package
(D, E, F, J)
282126

\$153.00

(P) Bottom arm package
282026-* includes
E-L and attaching
screws

See
Page 85



**554 Concealed Arm
Package**
282554 Includes 107064



See Page 85

Screw Kits	
340 Screw Kit 107329 Machine & Wood	\$7.80
Arm Screw Kit 107048 Machine 107144 Wood	\$7.80
554 Arm Screw Kit 107064	\$7.80
Floor Plate Screw Kit 107004-*	\$7.80
Cement Case Screw Kit 107046	\$7.80

(M) Floor Plate with
Screws
284020R* (RH)
NHO
284020L* (LH)
NHO
284720R* (RH)
SHO
284720L*
(LH) SHO

See
Page 85

(N) Closer Body
(Specify Complete
Model No. x LAP)

See
Page 85

(O) Cement Case
with Screws
253000-PKG

See
Page 85

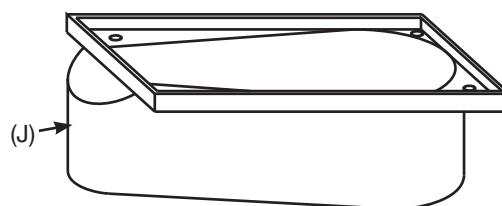
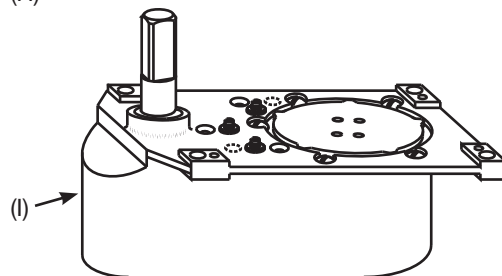
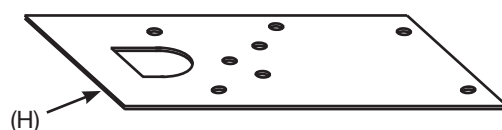
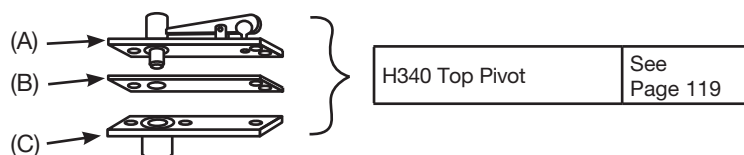
*specify finish

ASSA ABLOY

The global leader in
door opening solutions

Model H28

(A) Jamb Portion 308548	\$397.00
(B) Finish Plate 012202-*PK (BRS) 012204-*PK (SS)	\$46.50
(C) Door Portion 30141	\$397.00
(D) Standard End Load Arm Package (minimum 2" door thickness) 262022 includes 107060, 107045, and 107145	See Page 86
(E) Arm Spindle Collar 259500-*	\$89.00
(F) Heavy-Duty Thrust Bearing 41204-PKG	\$99.00
(G) Arm Shim Kit 107060	\$10.70



587 Side Load Arm Package For 1-3/4" Door	
262587 includes 107060, 107077, and 107145	
See Page 86	

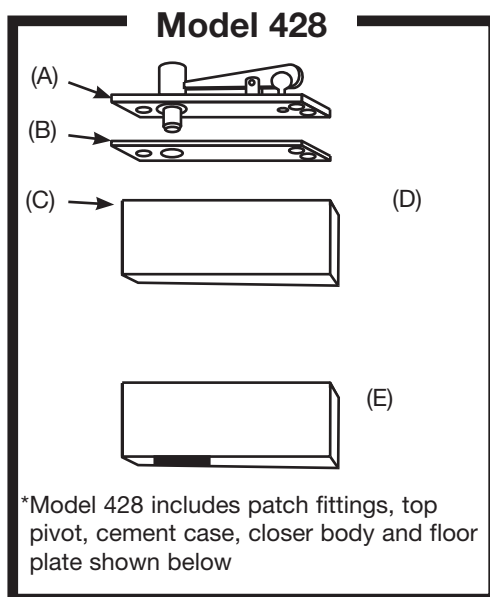
(H) Floor Plate with Screws 284020R* (RH) NHO 284020L* (LH) NHO 284720R* (RH) SHO 284720L* (LH) SHO	See Page 86
(I) Closer Body (Specify Complete Model No. x LAP) includes 41204- PKG	See Page 86
(J) Cement Case with Screws 253001 - PKG	See Page 86

Screw Kits	
H340 Screw Kit 107329 Machine & Wood	\$7.80
587 Arm Screw Kit 107077 Machine 107145-* Wood	\$12.70 \$7.80
Arm Screw Kit 107045 Machine 107145 Wood	\$7.80
Floor Plate Screw Kit 107004-*	\$7.80
Cement Case Screw Kit 107046	\$7.80

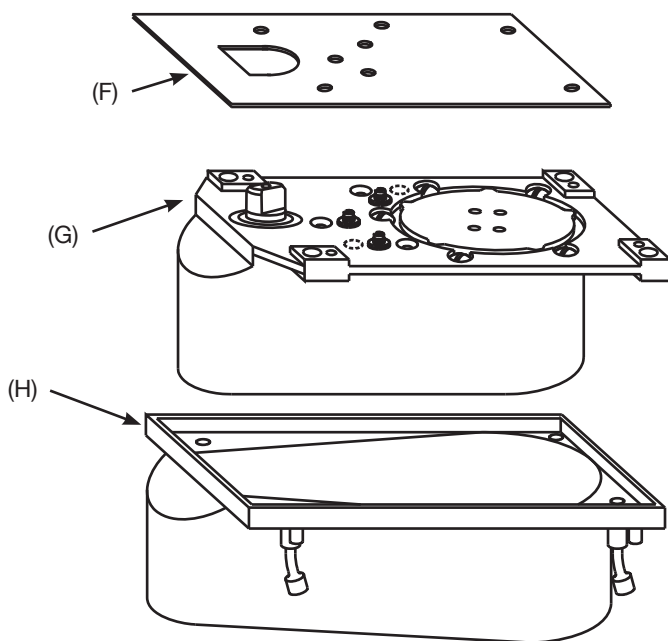
*specify finish

Model 328/428

(A) Jamb Portion 42801	\$114.00
(B) Finish Plate 012202-*PK (BRS) 012204-*PK (SS)	\$46.50
(C) Door Portion 7495 - *	\$162.00
Bottom Insert Pivot 74101	\$43.70
Top Pivot Insert 74102	\$43.70



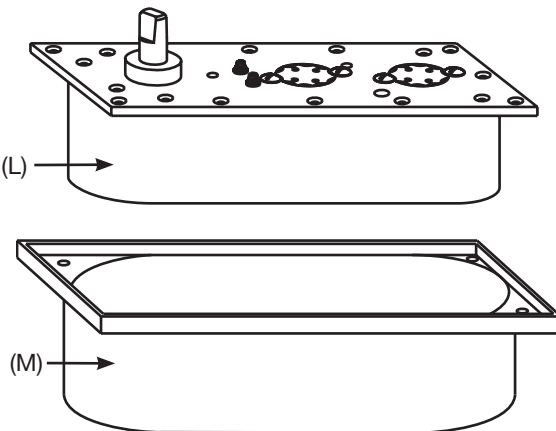
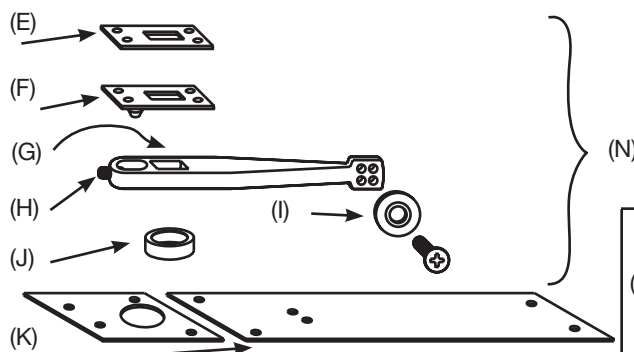
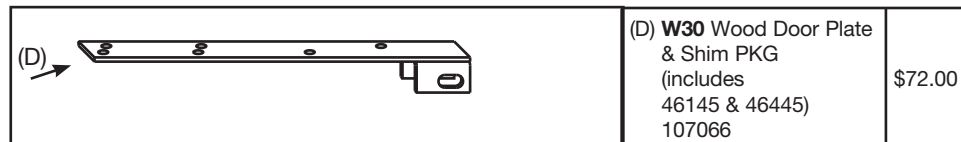
(D) Top Patch 7494-* PK (includes items C & K)	See Page 87
(E) Bottom Patch 7495-* PK (includes items C & J)	See Page 87
(F) Floor Plate with Screws NHO - 284020R* (RH) 284020L* (LH) SHO- 284720R* (RH) 284720L* (LH)	See Page 87
(G) Closer Body (Specify Complete Model No. x LAP)	See Page 87
(H) 253000-PKG Cement Case with Screws	See Page 87



**specify finish*

Model 30

(A) Jamb Portion 3065	\$114.00
(B) Finish Plate 012202-*PK(BRS) 012204-*PK(SS)	\$46.50
(C) Door Portion 30243	\$114.00
(E) Arm Plate Shims (.062) 46045-PKG (5) Arm Plate Shims (.187) 46145-PKG (5)	\$26.40
(F) Arm Plate & Stud Assy 46445	\$26.40
(G) Arm & Arm Set Screw 302026	\$142.00
(H) Arm Set Screw Only 26087-PKG (5)	\$19.80
(I) Arm Alignment Screw & Washer (2) 107032-*	\$33.70
(J) Arm Spindle Collar 259000-*	\$30.70



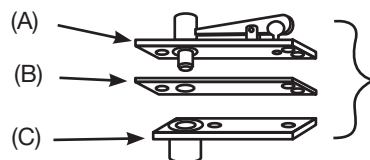
(N) Bottom	See Page 88
(K) Floor Plate with Screws (2 parts) 304020-*	See Page 88
(L) Closer Body (Specify Complete Model No. x LAP)	See Page 88
(M) Cement Case with Screws 303000	See Page 88
Wood Door Arm Package (D & J) 302126	\$153.00

Screw Kits	
H340 Screw Kit 107329 Machine & Wood	\$7.80
Arm Screw Kit 107048 Machine 107144 Wood	\$7.80
Floor Plate Screw Kit (2 required) 107004-*	\$7.80
Cement Case Screw Kit 107014	\$7.80

*specify finish

Model 40

(A) Jamb Portion 3065	\$114.00
(B) Finish Plate 012202-*PK (BRS) 012204-*PK (SS)	\$46.50
(C) Door Portion 30243	\$114.00
(E) Arm Plate Shims (.062) 46045-PKG (5)	\$26.40
(E) Arm Plate Shims (.187) 46145-PKG (5)	\$26.40
(F) Arm Plate & Stud Assy 46445	\$26.40
(G) Arm & Arm Set Screw 302026	\$142.00
(H) Arm Set Screw Only 26087-PKG (5)	\$19.80
(I) Arm Alignment Screw & Washer (2)107032-*	\$33.70
(J) Arm Spindle Collar 259000	\$30.70



340 Top Pivot

See
Page 119

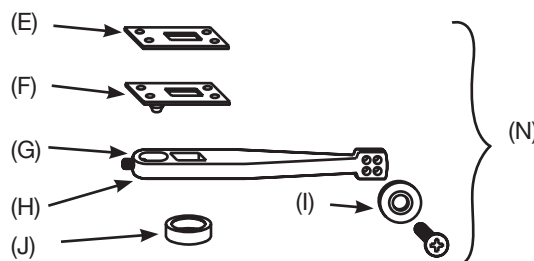
Wood Door Arm Package
(D & G)
302126

\$153.00



(D) **W40** Wood Door
Plate & Shim PKG
(includes
46145 & 46445)
107066

\$72.00



(N)

(N) Bottom

See
Page 88

(K) Floor Plate with
Screws (2 parts)
404020-*


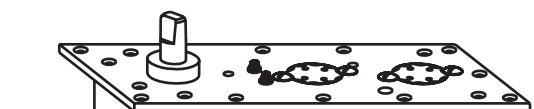
See
Page 88

(L) Closer Body
(Specify Complete
Model No. x LAP)

See
Page 88

(M) Cement Case with
Screws
403000

See
Page 88



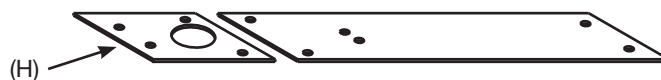
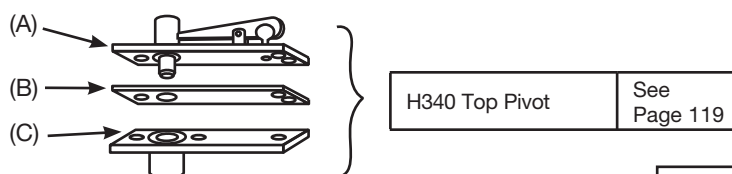
Screw Kits

340 Screw Kit 107329 Machine & Wood	\$7.80
Arm Screw Kit 107048 Machine 107144 Wood	\$7.80
Floor Plate Screw Kit (2 required) 107004-*	\$7.80
Cement Case Screw Kit 107014	\$7.80


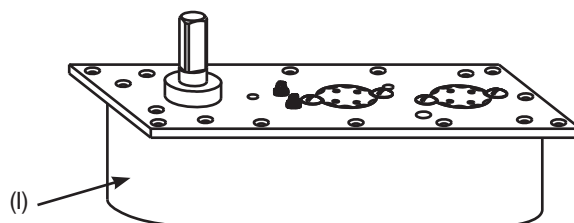
**specify finish*

Model H40

(A) Jamb Portion 308548	\$397.00
(B) Finish Plate 012202-*PK (BRS) 012204-*PK (SS)	\$46.50
(C) Door Portion 30141	\$397.00
(D) Standard End Load Arm Package (minimum 2" door thickness) 262022	See Page 88
(E) Arm Spindle Collar 259500-*	\$89.00
(F) Heavy-Duty Thrust Bearing 41204-PKG	\$99.00
(G) Arm Shim Kit 107060	\$10.70



For 1-3/4" Door	
587 Side Load Arm Package 262587 includes 107060, 107077, 107145	See Page 88



(H) Floor Plate with Screws 1 Large 1 Small 404020 -*	See Page 88
(I) Closer Body (Specify Complete Model No. x LAP) includes 41204- PKG	See Page 88
(J) Cement Case with Screws 403000	See Page 88

Screw Kits	
H340 Screw Kit 107329 Machine & Wood	\$7.80
587 Arm Screw Kit 107077 Machine 107145 Wood	\$12.70 \$7.80
Arm Screw Kit 107045 Machine 107145 Wood	\$7.80
Floor Plate Screw Kit (2 required) 107004-*	\$7.80
Cement Case Screw Kit 107014	\$7.80

*specify finish

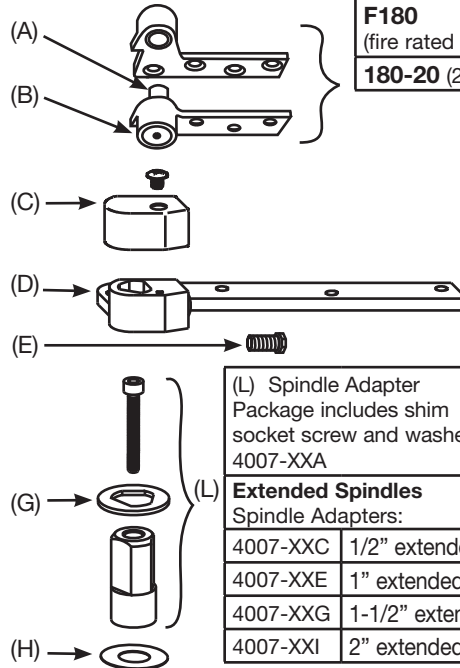
Model 51

Right Hand Shown

3/4" Offset

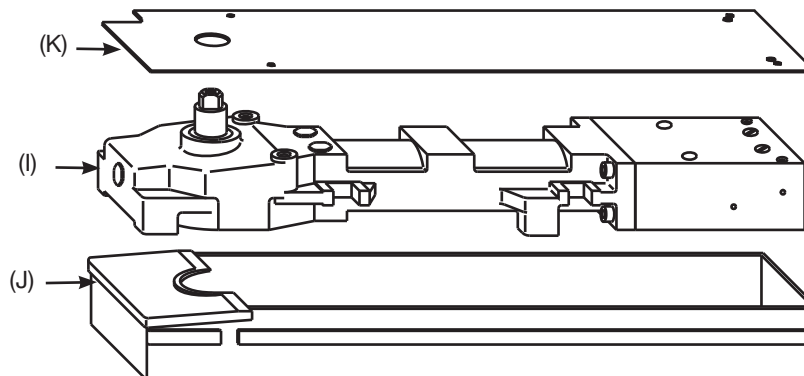
(A) Pivot Stud 181770-ASY	\$7.60
(B) Hex Cap 181778-*	\$8.00
(C) Arm Cap & Screw 012142R*AS (RH, BRS) 012142L*AS (LH, BRS) 012144R*AS (RH, SS) 012144L*AS (LH, SS)	\$46.50
(D) 3/4" Offset Arm x Locking Screw 275177 (RH) 275176 (LH)	\$92.00
(E) Arm Locking Screw Only 88905- PKG (5)	\$34.90
(G) Arm Bearing Washer 275062-PKG (5)	\$18.40
(H) Spindle Washer 519000-*	\$12.90

3/4" Offset Top Pivot Assembly	
180 (standard)	See page 115
F180 (fire rated up to 3 hours)	
180-20 (20 minutes)	



Bottom Arm Package Includes arms screw cap, arm lock & lock screw	
252050R* (RH)	See Page 91
252050L* (LH)	

(K) Floor Plate with Screws 4000500R* XXE (RH) 4000500L* XXE (LH)	See Page 91
(I) Closer Body (Specify Complete Model No. x LAP)	See Page 91
(J) Cement Case with Screws 4000301	See Page 91



For 51 x 1-1/2" Offset	
180x1-1/2" (standard) F180x1-1/2" (fire rated up to 3 hours) 180-20x1-1/2" (20 minutes)	See Page 115
1-1/2" Offset Arm x Locking Screw 275167-*	\$144.00
1-1/2" Offset Bottom Arm pkg 252060-*	See Page 92

Screw Kits	
180 Screw Kit 107014 Machine(2) Req 107114 Wood (2) Req	\$7.80
Arm Screw Kit 107044 Machine 107144 Wood	\$7.80
Floor Plate Screw Kit 107004-*	\$7.80
Cement Case Screw Kit 107075	\$7.80

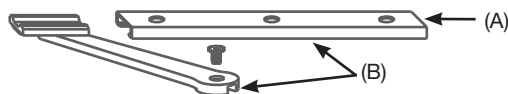
*specify finish

ASSA ABLOY

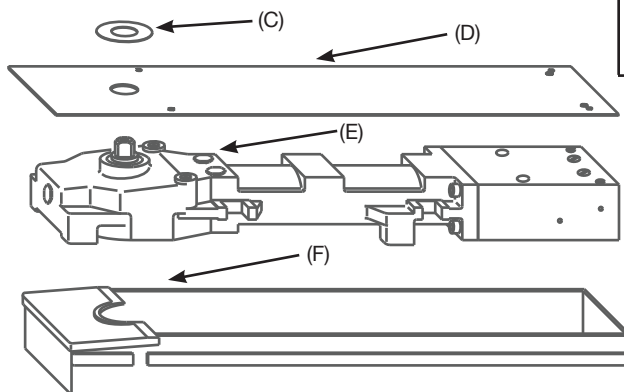
The global leader in
door opening solutions

Model F5300 & F5310

(A) Door Rail 327006	\$89.00
(C) Spindle Washer 539000-*	\$13.00



(B) Bottom Arm Package 3252010-*	See Page 92
(D) Floor Plate with Screws 4000600-XXA 4000600-XXE ("BC")	See Page 92
(E) Closer Body (specify complete model no. x LAP)	See Page 92
(F) Cement Case with Screws 4000301	See Page 92



Spindle Adapter Package includes socket screw		
Extended Spindle Adapters		
4009-XXC	1/2" extended	\$209.00
4009-XXE	1" extended	\$209.00
4009-XXG	1-1/2" extended	\$209.00
4009-XXI	2" extended	\$209.00

Screw Kits	
Floor Plate Screw Kit 107004-*	\$7.80
Cement Case Screw Kit 107075	\$7.80
Slide Track Screw Kit 107033	\$7.80

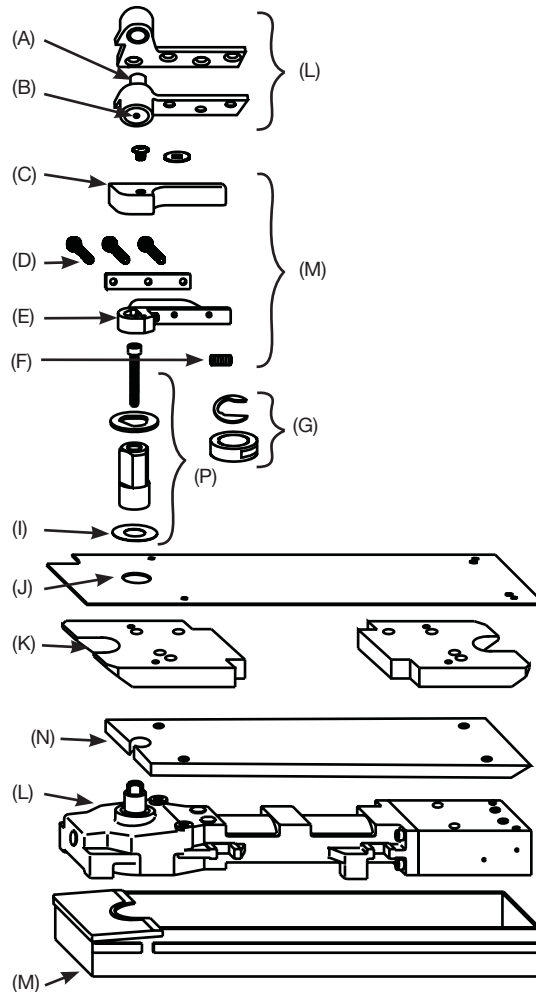
*specify finish

Model Q51/QT51

Right Hand Shown

3/4" Offset

(A) Pivot Stud 181770-ASY	\$7.60
(B) Hex Cap 181778-*	\$8.00
(C) Arm Cap & Screw 73035R*AS (RH, BRS) 73035L*AS (LH, BRS)	\$46.50
(D) Q/QT27 Arm Mounting Screws & Plate 73014-*	\$7.80
(E) Removable Arm 73001R-ASY (RH) 73001L-ASY (LH)	\$175.00
(F) Arm Locking Screw Only 88905-PKG (5)	\$34.90
(G) Arm Washer and Shim PKG 275179 (includes Shim 275065 and 275178 Torque Washer)	\$34.90
(I) Spindle Washer 519000-X	\$12.90



(L) 3/4" Offset Top Pivot 180 FL180 Fire Rated 180 - 20 20 Minute	See Page 115
(M) Bottom Arm Package 222050R* (RH) 222050L* (LH)	See Page 93

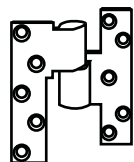
(P) Spindle Adapter Package includes shims & washer 4007-XXC	\$209.00
--	----------

Extended Spindles

Spindle Adapters:

4007-XXF	1/2" extended	\$209.00
4007-XXH	1" extended	\$209.00

(J) Floor Plate w/Screws 4000501R* XXA (RH) 4000501L* XXE (LH, "BC") 4000501R* XXE (RH, "BC") 4000501L* XXE (LH, "BC") 4000501R* XXI (RH, "DA") 4000501L* XXI (LH, "DA")	See Page 93
(K) Q51 Styrofoam Filler 4000-023	\$67.00
(N) QT51 Styrofoam Filler 4000-019	\$67.00
(L) Closer Body (Specify complete model no. x LAP)	See Page 93
(M) Cement Case w/Screws 4000301	See Page 93



Intermediate Pivot

3/4" Offset
Intermediate Pivot (1)
M19
FM19
Fire Rated
M19-20
20 Minute

See
Page
116

**specify finish*

Screw Kits

180 Screw Kit 107014 Machine(2) Req 107114 Wood (2) Req	\$7.80
Q Floor Plate Screw Kit 107010-*	\$7.80
Cement Case Screw Kit 107075	\$7.80
M19 Intermediate Pivot Screw Kit 107015 Machine (2) Req 107115 Wood (2) Req	\$7.80

ASSA ABLOY

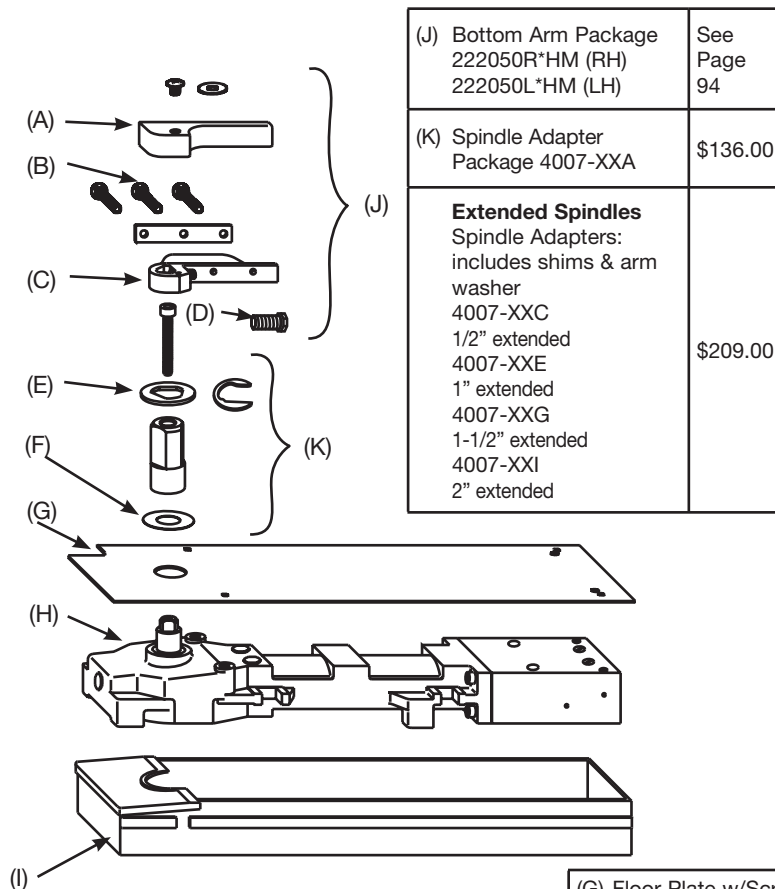
The global leader in
door opening solutions

Model HM51

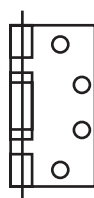
Right Hand Shown

3/4" Offset Only

(A) Arm Cap & Screw 73025R*AS (RH) 73025L*AS (LH)	\$46.50
(B) HM51 Arm Mounting Screws & Plate 73014-*	\$7.80
(C) Arm Cap & Screw 73041R*AS (RH) 73041L*AS (LH)	\$232.30
(D) Arm Locking Screw Only 88905 - (5)	\$34.90
(E) Arm Bearing Washer 275062-PKG (5)	\$34.90
(F) Spindle Washer 519000-*	\$12.90



(J) Bottom Arm Package 222050R*HM (RH) 222050L*HM (LH)	See Page 94
(K) Spindle Adapter Package 4007-XXA	\$136.00
Extended Spindles Spindle Adapters: includes shims & arm washer 4007-XXC 1/2" extended 4007-XXE 1" extended 4007-XXG 1-1/2" extended 4007-XXI 2" extended	\$209.00



Special Offset Hinges (3)	
254545R*PK (RH)	See Page 94
254545L*PK (LH)	See Page 94

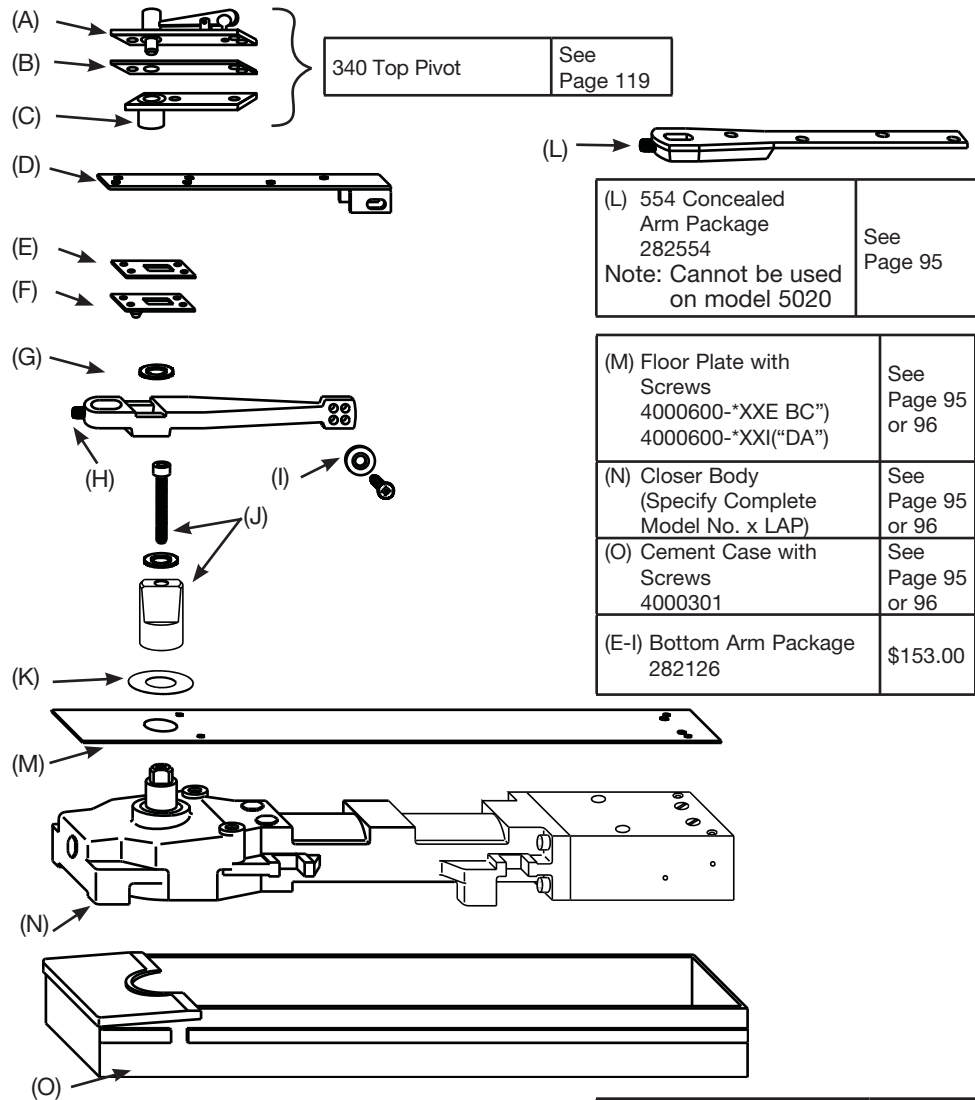
(G) Floor Plate w/Screws 4000500R* XXE (RH) 4000501L* XXE (LH) 4000501R* XXE (RH, "BC") 4000501L* XXE (LH, "BC") 4000501R* XXI (RH, "DA") 4000501L* XXI (LH, "DA")	See Page 94
(H) Closer Body (Specify complete model no. x LAP)	See Page 94
(I) Cement case with screws 4000301	See Page 94

Screw Kits	
Floor Plate Screw Kit 107004-*	\$7.80
Cement Case Screw Kit 107075	\$7.80
Hinge screw kit 107519-*	\$7.80

*specify finish

Model 50 & 5020

(A) Jamb Portion 3065	\$114.00
(B) Finish Plate 012202-*PK(BRS) 012204-*PK(SS)	\$46.50
(C) Door Portion 30243	\$114.00
(D) W28 Wood Door Plate/Shim Pkg (includes 46145 & 46445) 107066 Wood door arm pkg. 282126	\$72.00
(E) Arm Plate Shims (.062) 46045-PKG (5) Arm Plate Shims (.187) 46145-PKG (5)	\$26.40
(F) Arm Plate & Stud Assy 46445	\$26.40
(G) Arm & Arm Set Screw 282026	\$70.00
(H) Arm Set Screw Only 26087-PKG (5)	\$19.80
(I) Arm Alignment Screw & Washer (107032 -*)	\$33.70
(J) Spindle Adapter Package 4010-XXA	\$164.30
Extended Spindles Spindle Adapters	
4010-XXC 1/2" extended	\$235.00
4010-XXE 1" extended	
4010-XXG 1-1/2" extended	
4010-XXI 2" extended	
(K) Spindle Washer 519000-*	\$12.90



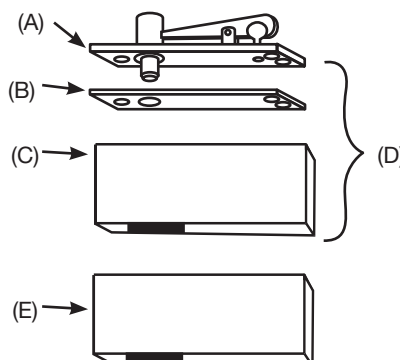
Screw Kits	
554 Arm Screw Kit 107064	\$7.80
Floor Plate Screw Kit 107004-*	\$7.80
Cement Case Screw Kit 107075	\$7.80
340 Screw Kit 107329 Machine & Wood	\$7.80
Arm Screw Kit 107048 Machine 107144 Wood	\$7.80

*specify finish

Model 5040

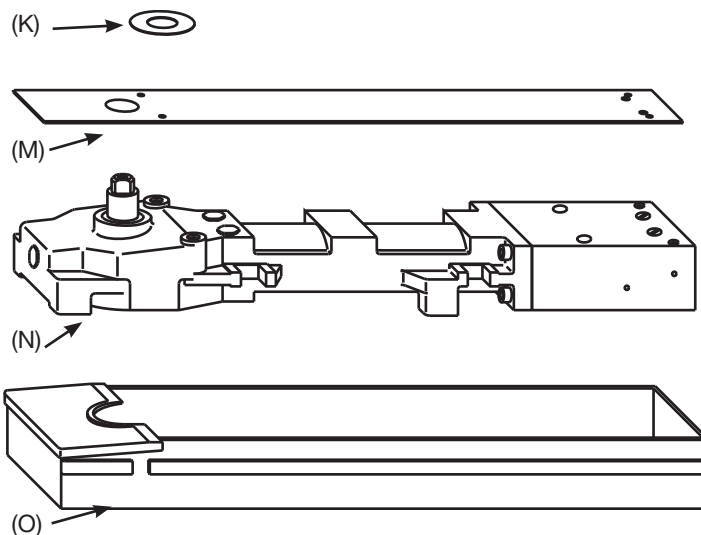
Right Hand Shown
3/4" Offset

(A) Jamb Portion 42801	\$114.00
(B) Finish Plate 012202-*PK (BRS) 012204-*PK (SS)	\$46.50
(C) Patch Filling 7495-*	\$162.00
Bottom Pivot Insert 74101	\$43.70
Top Pivot Insert 74102	\$43.70



(D) Top Patch 7494* PK	See Page 96
(M) Floor Plate with Screws 4000600-*XXE BC") 4000600-*XXI("DA")	See Page 96
(N) Closer Body (Specify Complete Model No. x LAP)	See Page 96
(O) Cement Case with Screws 4000301	See Page 96
(E) Bottom Patch 7495-*PK (includes items C & J)	See Page 96

(K) *Spindle washer 519000-*	\$12.90
------------------------------------	---------

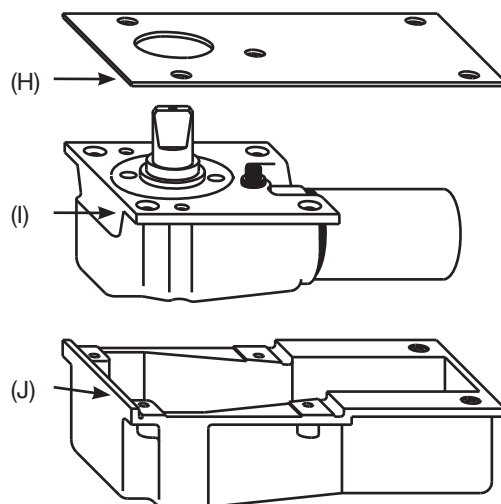
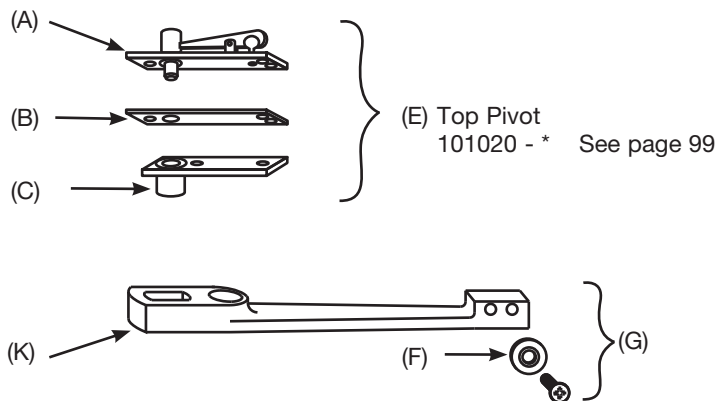


Screw Kits	
Floor Plate Screw Kit 107004-*	\$7.80
Cement Case Screw Kit 107075	\$7.80
340 Screw Kit 107329 Machine & Wood	\$7.80

**specify finish*

Model 10, PH10, 12, PH12, 15, 16 Duo-Chek®

(A) Jamb Portion 3065	\$114.00
(B) Finish Plate 012202-*PK(BRS) 012204-*PK(SS)	\$46.50
(C) Door Portion 12716	\$117.00
(F) Alignment Screws & Washers 107032 - *	\$33.70
(K) 1004 Duo Arm	\$92.00



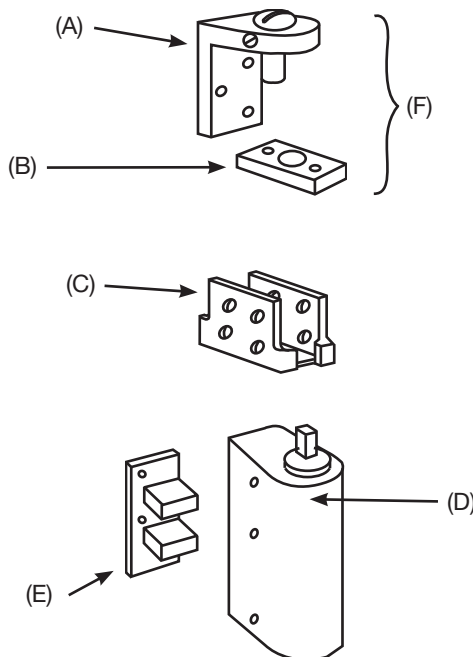
(G) Arm Package 102026 - * (includes K & F and attaching screws.)	See Page 99
(H) Floor Plate with Screws 104020 - *	See Page 99
(I) Closer Body (Specify Complete Model No. x LAP)	See Page 99
(J) Cement Case with Screws 103000	See Page 99

Screw Kits	
Top Pivot Screw Kit 107329	\$7.80
Arm Screw Kit 107054	\$9.10
Floor Plate Screw Kit 107004-*	\$7.80

*specify finish

Model 354

(A) Jamb Portion 01960-*AS	\$180.00
(B) Gate Portion 35064-*AS	\$54.10
(E) Bracket 3549000-* Includes Closer Mtg. Screw Kit	\$96.00



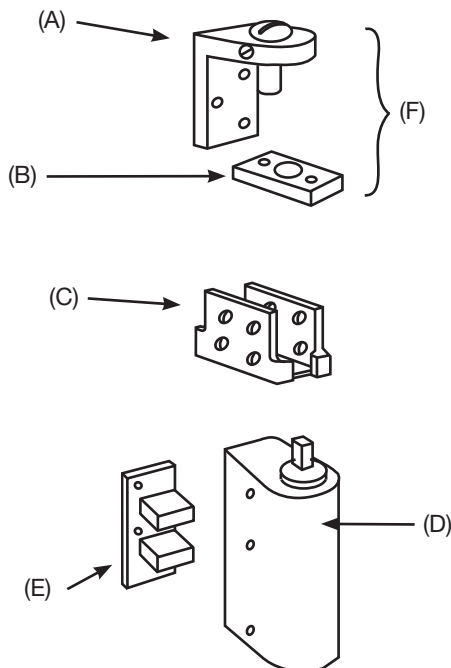
(F) Top Pivot Package 3541020-*	See Page 99
(C) Arm with Screws 3542026-*	See Page 99
(D) Closer Body X03540370-* Includes Bracket	See Page 99

Screw Kits	
Top Pivot Screw Kit 107017-*	\$8.80
Closer Mtg. Screw Kit 107350	\$6.70

**specify finish - sprayed finishes only*

Model 355

(A) Jamb Portion 0490-*AS	\$180.00
(B) Gate Portion 35064-*AS	\$54.10
(E) Bracket 3549000-* Includes Closer Mtg. Screw Kit	\$96.00



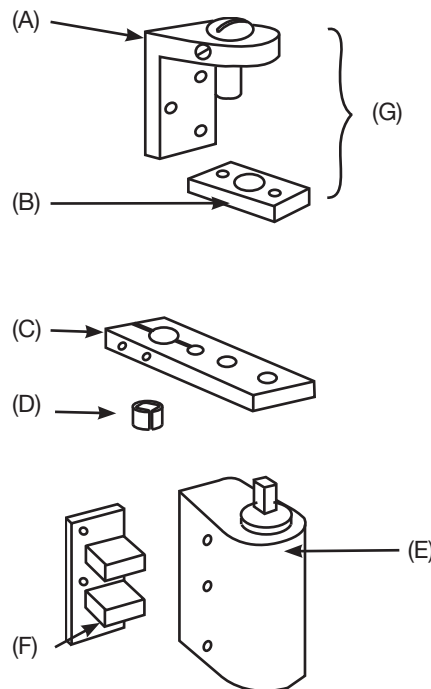
(F) Top Pivot Package 3551020-*	See Page 99
(C) Arm with Screws 3542026-*	See Page 99
(D) Closer Body X03540370-* Includes Bracket	See Page 99

Screw Kits	
Top Pivot Screw Kit 107017	\$8.80
Closer Mtg. Screw Kit 107350	\$6.70

**specify finish*

Model 356

(A) Jamb Portion 01960-*AS	\$180.00
(B) Gate Portion 35064-*AS	\$54.10
(D) Bushing Only (included in arm package) 35051	\$27.70
(F) Bracket 3549000-* Includes Closer Mtg. Screw Kit	\$96.00



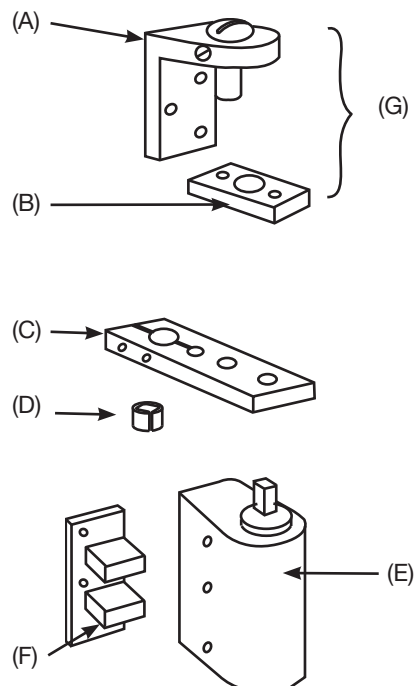
(G) Top Pivot Package 3541020-*	See Page 99
(C) Arm with Screws 3562020-*	See Page 99
(E) Closer Body X03540370-* Includes Bracket	See Page 99

Screw Kits	
Top Pivot Screw Kit 107017 -*	\$8.80
Arm Screw Kit 107359	\$6.70
Closer Mtg. Screw Kit 107350	\$6.70

**specify finish - sprayed finishes only*

Model 357

(A) Jamb Portion 0490-*AS	\$180.00
(B) Gate Portion 35064-*AS	\$54.10
(D) Bushing Only (included in arm package) 35051	\$27.70
(F) Bracket 3549000-* Includes Closer Mtg Screw Kit	\$96.00



(G) Top Pivot Package 3551020-*	See Page 99
(C) Arm with Screws 3562020-*	See Page 99
(E) Closer Body X03540370-* Includes Bracket	See Page 99

Top Pivot Screw Kit 107017-*	\$8.80
Arm Screw Kit 107359	\$6.70
Closer Mtg. Screw Kit 107350	\$6.70

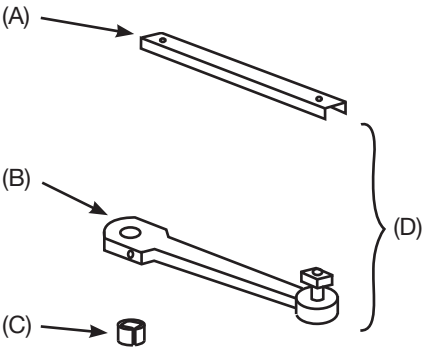
**specify finish - sprayed finishes only*

ASSA ABLOY

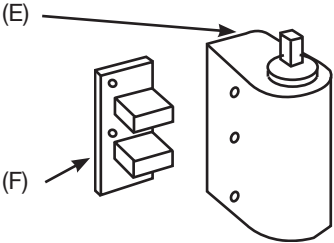
The global leader in
door opening solutions

Model 359

(A) Rail 35510-*	\$63.80
(B) Arm with Screw & Bushing 35535-*	\$373.00
(C) Bushing Only (included in arm package) 35051	\$27.70
(F) Bracket 3549000- Includes Closer Mtg. Screw Kit	\$96.00



(D) Arm & Rail Package 3592010- Includes ABC of Attaching Screws	See Page 99
(E) Closer Body X03540370- Includes Bracket	See Page 99



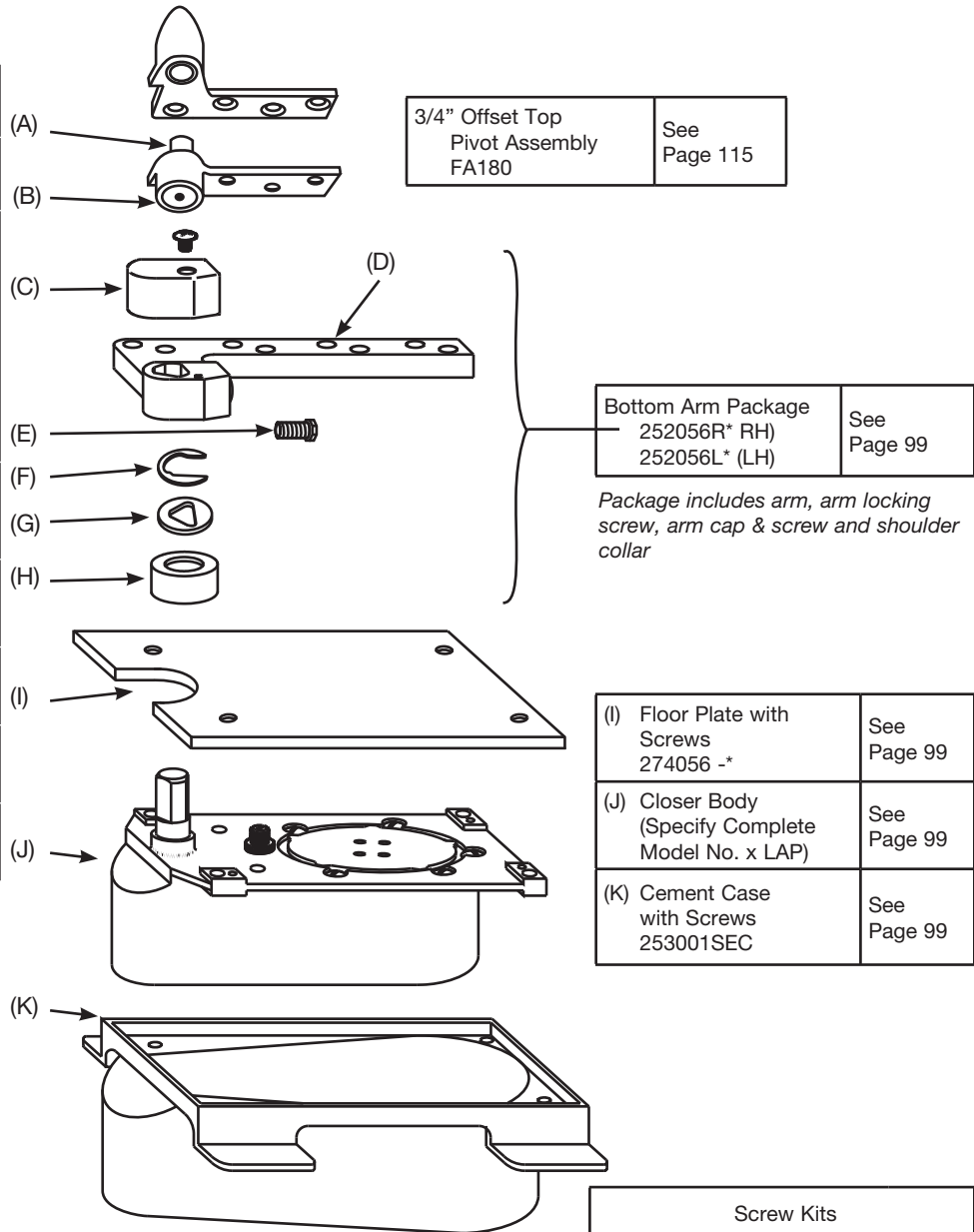
Screw Kits	
Arm Screw Kit 107003	\$13.90
Closer Mtg. Screw Kit 107350	\$6.70

*specify finish

Model SEC27

Right Hand Shown
3/4" Offset Only

(A) Pivot Stud 181770-ASY	\$7.60
(B) Hex Cap 181778-*	\$8.00
(C) Arm Cap & Screw 012142R*ATS (RH, BRS) 012142L*ATS (LH, BRS) 012144R*ATS (RH, SS) 012144L*ATS (LH, SS)	\$46.50
(D) Arm x Locking Screw 18550-Asy (RH) 18650-Asy (LH)	\$174.40
(E) Arm Locking Screw Only 88905-PKG (5)	\$34.90
(F) Arm Shims 275065-PKG (5)	\$34.90
(G) Arm Bearing Washer 275062-PKG-5	\$18.40
(H) Spindle Shoulder Collar 259000-*	\$30.70



Screw Kits	
FA180 Torx® Screw Kit 107014-*T Machine (2 req.) 107114-T Wood (2 req.)	\$46.90
Arm Screw Kit 107048 Machine (2 each) 107144 Wood (2 each)	\$7.80
Floor Plate Screw Kit 107021-*	\$18.90

*specify finish

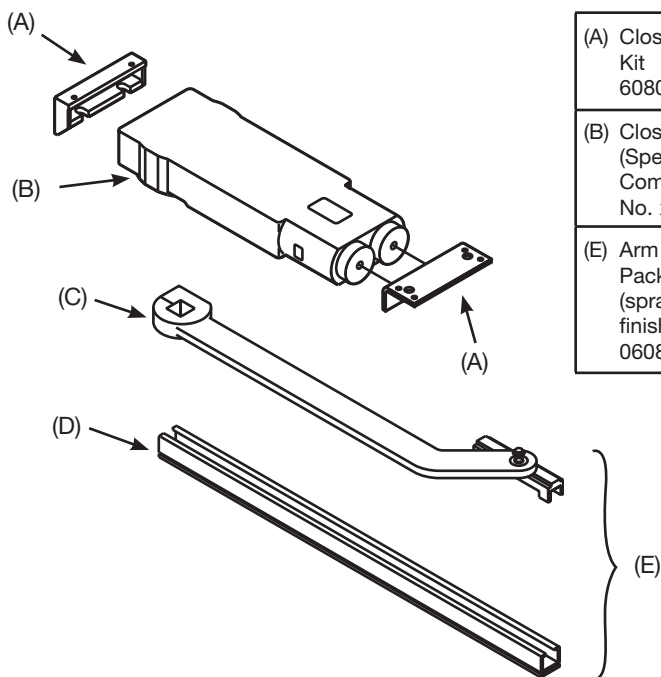
1350/1351 Gate Closer



No parts available

0608/AW0608

(C) Arm Assembly (sprayed finishes only) 0608312-*	\$235.20
(D) Rail 0608109	\$67.00



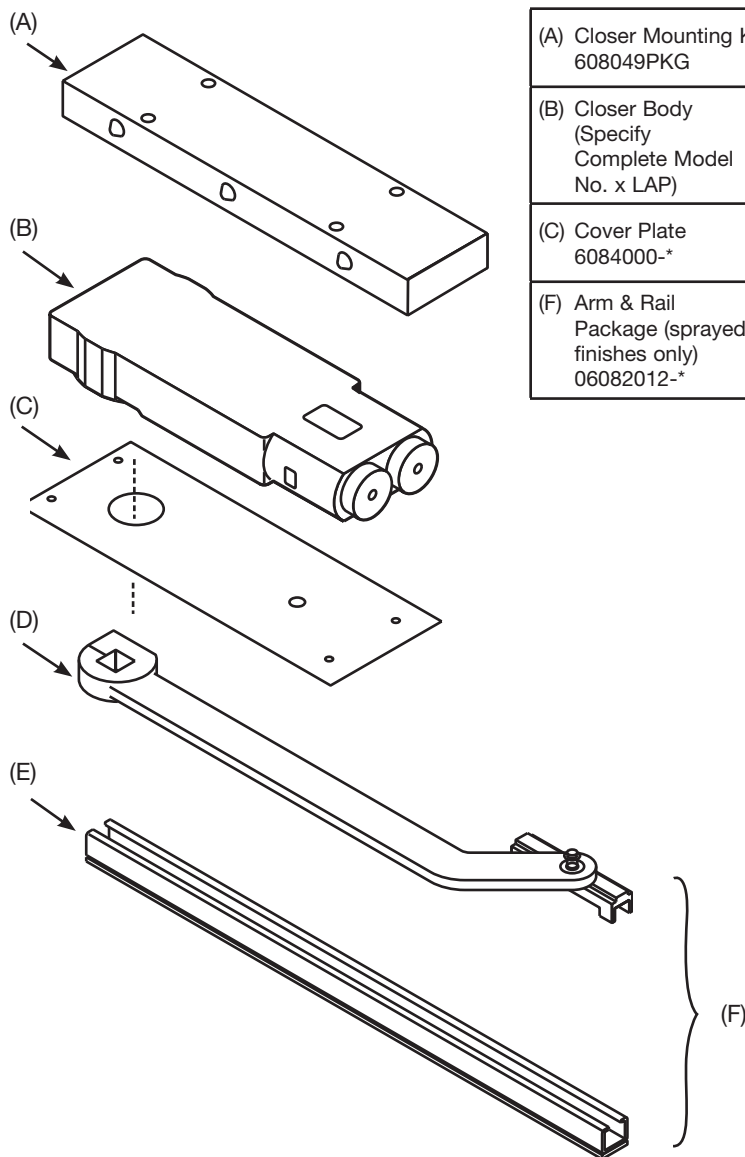
(A) Closer Mounting Kit 608019	See Page 105
(B) Closer Body (Specify Complete Model No. x LAP)	See Page 105
(E) Arm & Rail Package (sprayed finishes only) 06082012-*	See Page 105

Screw Kit	
Screw Kit 608064	\$28.70

**specify finish*

M0608/MW0608/W0608

(D) Arm Assembly (sprayed finishes only) 0608312-*	\$235.20
(E) Rail 0608109	\$67.00

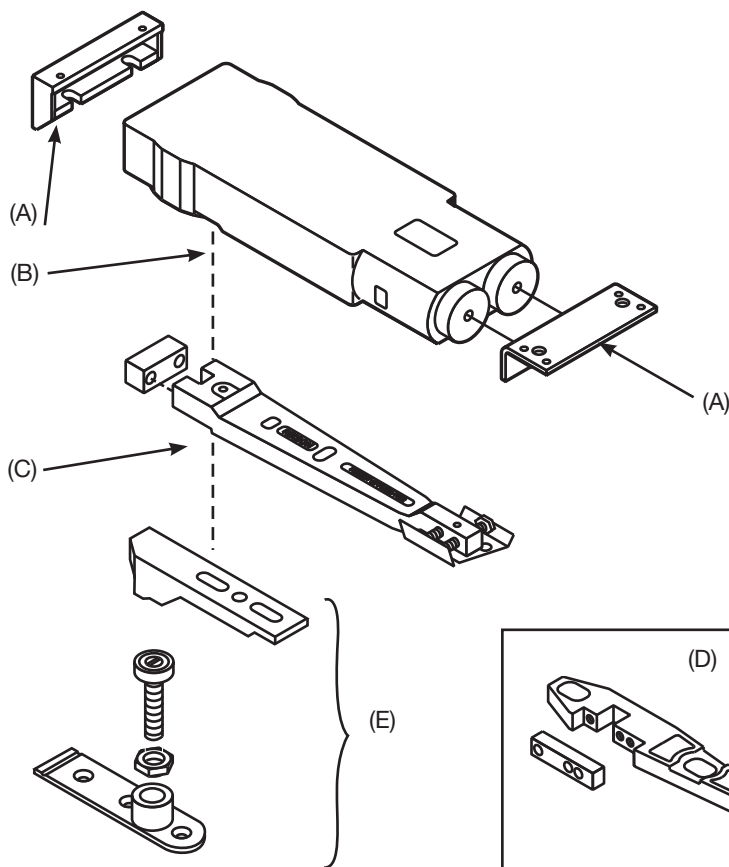


(A) Closer Mounting Kit 608049PKG	See Page 105
(B) Closer Body (Specify Complete Model No. x LAP)	See Page 105
(C) Cover Plate 6084000-*	See Page 105
(F) Arm & Rail Package (sprayed finishes only) 06082012-*	See Page 105

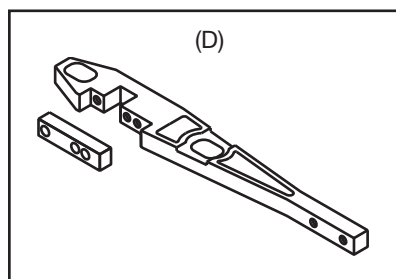
Screw Kits	
Cover Plate Screw Kit 107022-*	\$15.80
Screw Kit 608064	\$28.70

*specify finish

608EL/608SL



(A) Closer Mounting Kit 608019	See Page 106
(B) Closer Body (Specify Complete Model No. x LAP)	See Page 106
(C) End Load Arm Pkg 6002020	See Page 106
(D) Side Load Arm 608005S	See Page 106
(E) Bottom Pivot with Screws 608011A	See Page 106



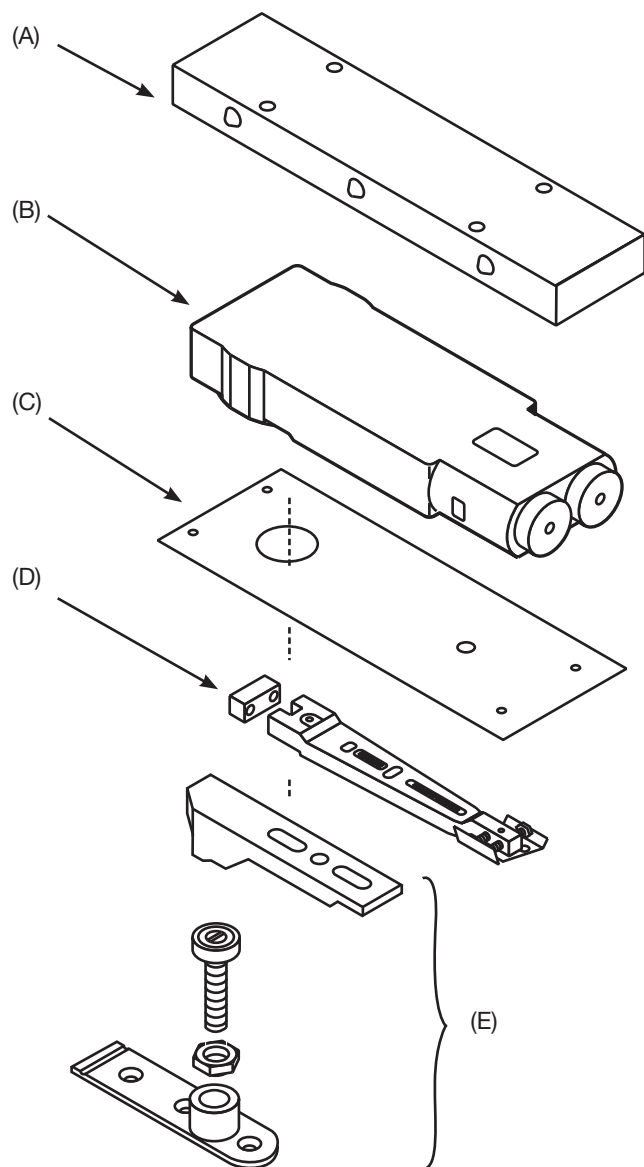
Screw Kit	
Arm Screw Kit (Includes arm end block) 107065	\$34.90
Bottom Pivot Screw Kit 107143	\$7.80

**specify finish*

ASSA ABLOY

The global leader in
door opening solutions

M608

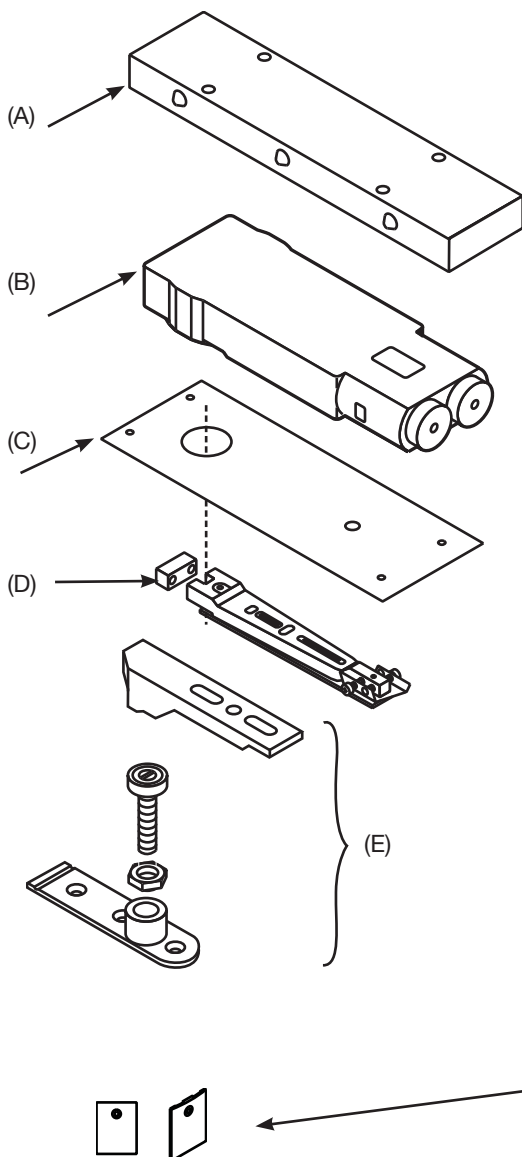


(A) Closer Mounting Kit 608049PKG	See Page 106
(B) Closer Body (Specify Complete Model No. x LAP)	See Page 106
(C) Cover Plate 6084000 - *	See Page 106
(D) Arm Package 6002020	See Page 106
(E) Bottom Pivot 608011A	See Page 106

Screw Kits	
Arm Screw Kit 107065	\$34.90
Cover Plate Screw Kit 107022-*	\$15.80
Bottom Pivot Screw Kit 107143	\$7.80

**specify finish*

MW608/W608



(A) Closer Mounting Kit 608049PKG	See Page 106
(B) Closer Body (Specify Complete Model No. x LAP)	See Page 106
(C) Cover Plate 6084000 - *	See Page 106
(D) Arm Package 6002021	See Page 106
(E) Bottom Pivot 608011A	See Page 106

Rixson Overhead
Concealed Closers

Decorative Arm Cap (contains 2 caps) 1990906 (612 & 627 only)	Order Separately See Page 111
---	--

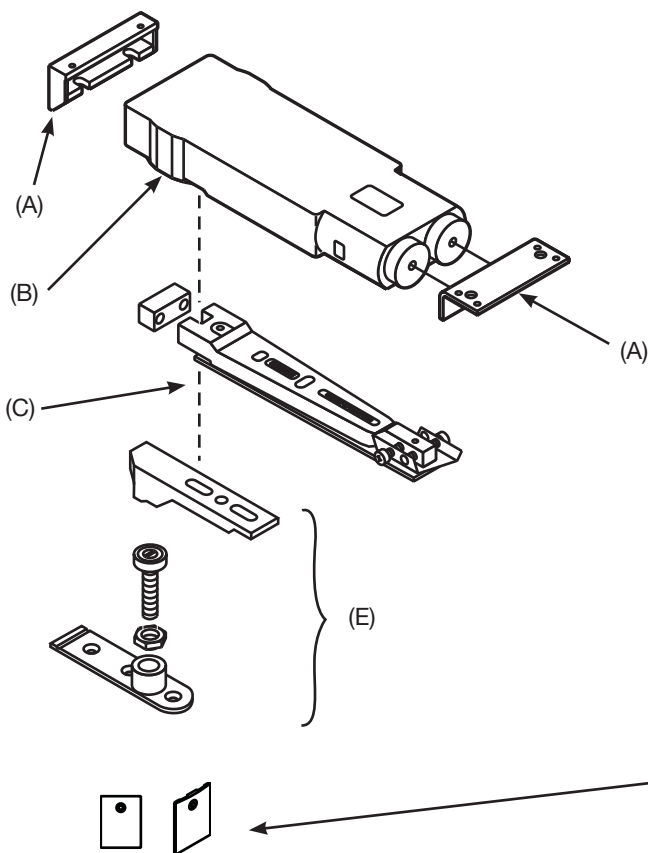
Screw Kits	
Bottom Pivot Screw Kit 107143	\$7.80
Arm Screw Kit 107065 Includes arm end block	\$34.90
Cover Plate Screw Kit 107022-*	\$15.80

*specify finish

ASSA ABLOY

The global leader in
door opening solutions

AW608



(A) Closer Mounting Kit 608019	See Page 106
(B) Closer Body (Specify Complete Model No. x LAP)	See Page 106
(C) End Load Arm Pkg 6002021	See Page 106
Side Load Arm 608005S	See Page 106
(E) Bottom Pivot with Screws 608011A	See Page 106

Decorative Arm Cap (contains 2 caps) 199	Order Separately See Page 111
--	--

Screw Kits	
Arm Screw Kit (Includes arm end block) 107065	\$34.90
Cover Plate Screw Kit 107022	\$15.80
Bottom Pivot Screw Kit 107143	\$7.80

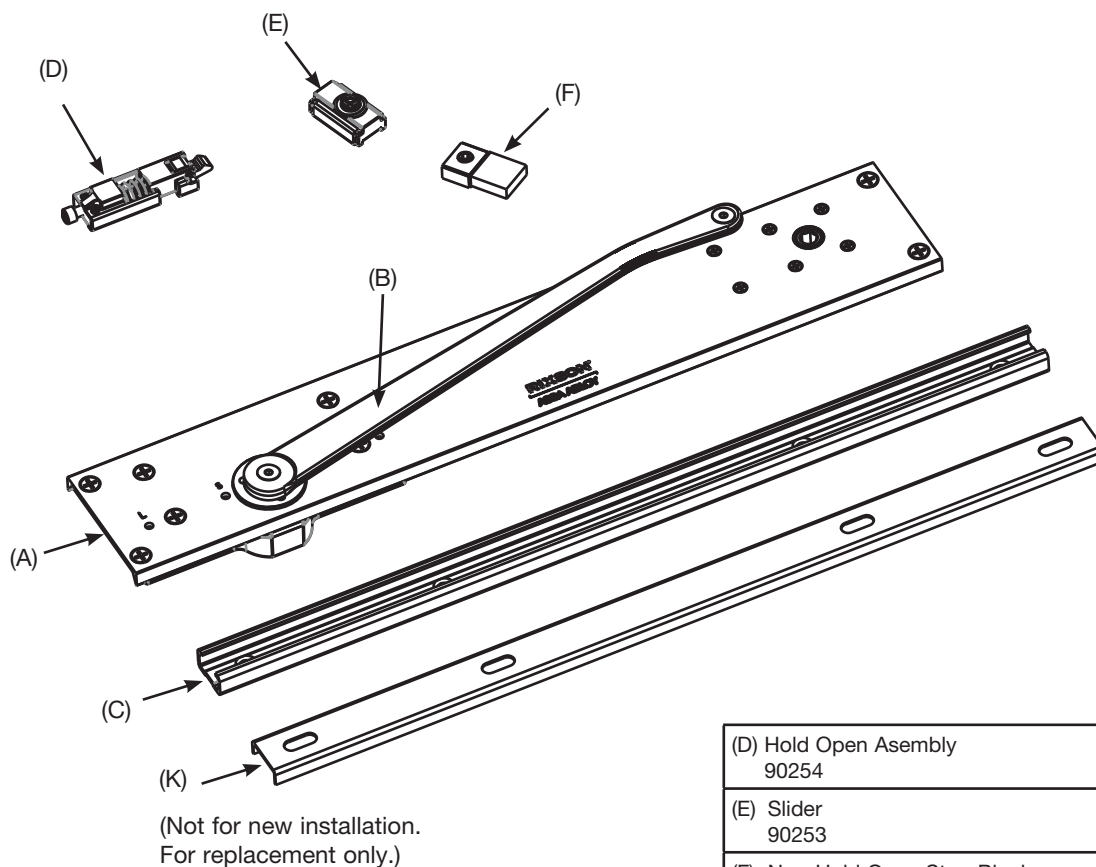
**specify finish*

91

The packages in this box may use buy program discounts.

Right Hand Arm Package 90237-***PKG (includes 90237, 90259 and 90253)	\$174.00
Left Hand Arm Package 90236-***PKG (includes 90236, 90259 and 90253)	
Non-Hold Open Track Assembly 90255-ASY (includes 90255, 90242 and 90239)	\$116.00
Hold Open Track Assembly 90254-ASY (includes 90254, 90242 and 90239)	\$140.00

(A) Closer Body (Specify hand, function, finish x LAP)	See Page 108
(B) Arm 90236-*** (LH) 90237-*** (RH)	\$113.00
(C) Track 90239	\$63.00



(D) Hold Open Assembly 90254	\$83.00
(E) Slider 90253	\$62.00
(F) Non-Hold Open Stop Block 90255	
Arm Screw Kit 90259-***	\$13.00
Holder Screw Kit 90241-***	\$18.00
Track Screw Kit 90242	\$4.00
(K) Retrofit Track Spacer and Screws (Consult Factory)	\$22.00

Left hand shown
*specify finish

ASSA ABLOY

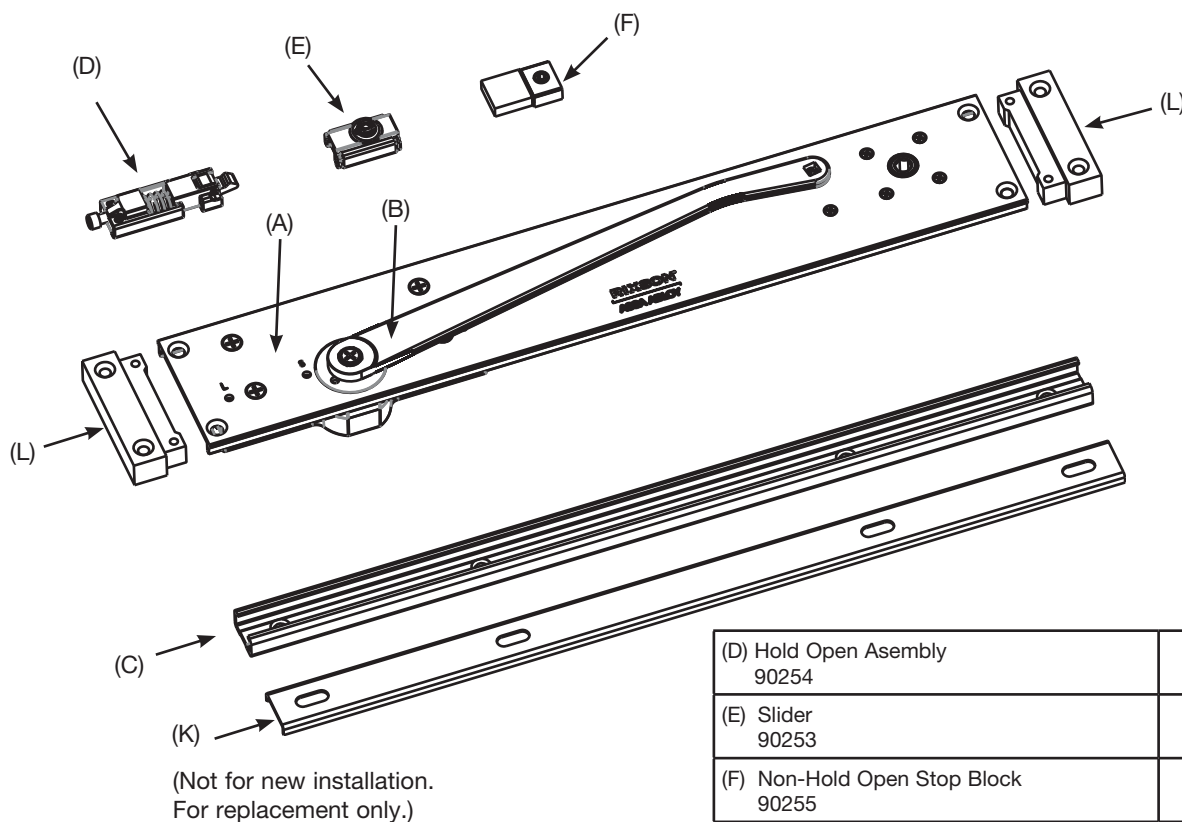
The global leader in
door opening solutions

91

The packages in this box may use buy program discounts.

Right Hand Arm Package 90237-***PKG (includes 90237, 90259 and 90253)	\$174.00
Left Hand Arm Package 90236-***PKG (includes 90236, 90259 and 90253)	
Non-Hold Open Track Assembly 90255-ASY (includes 90255, 90242 and 90239)	\$116.00
Hold Open Track Assembly 90254-ASY (includes 90254, 90242 and 90239)	\$140.00

(A) Closer Body (Specify hand, function, finish x LAP)	See Page 108
(B) Arm 90236-*** (LH) 90237-*** (RH)	\$113.00
(C) Track 90239	\$63.00



(D) Hold Open Assembly 90254	\$83.00
(E) Slider 90253	\$62.00
(F) Non-Hold Open Stop Block 90255	\$62.00
Arm Screw Kit 90259-***	\$13.00
Holder Screw Kit 90241-***	\$18.00
Track Screw Kit 90242	\$4.00
(K) Retrofit Track Spacer and Screws (Consult Factory)	\$22.00
(L) Wood Frame Clip 90257-***	\$161.00

Left hand shown
*specify finish

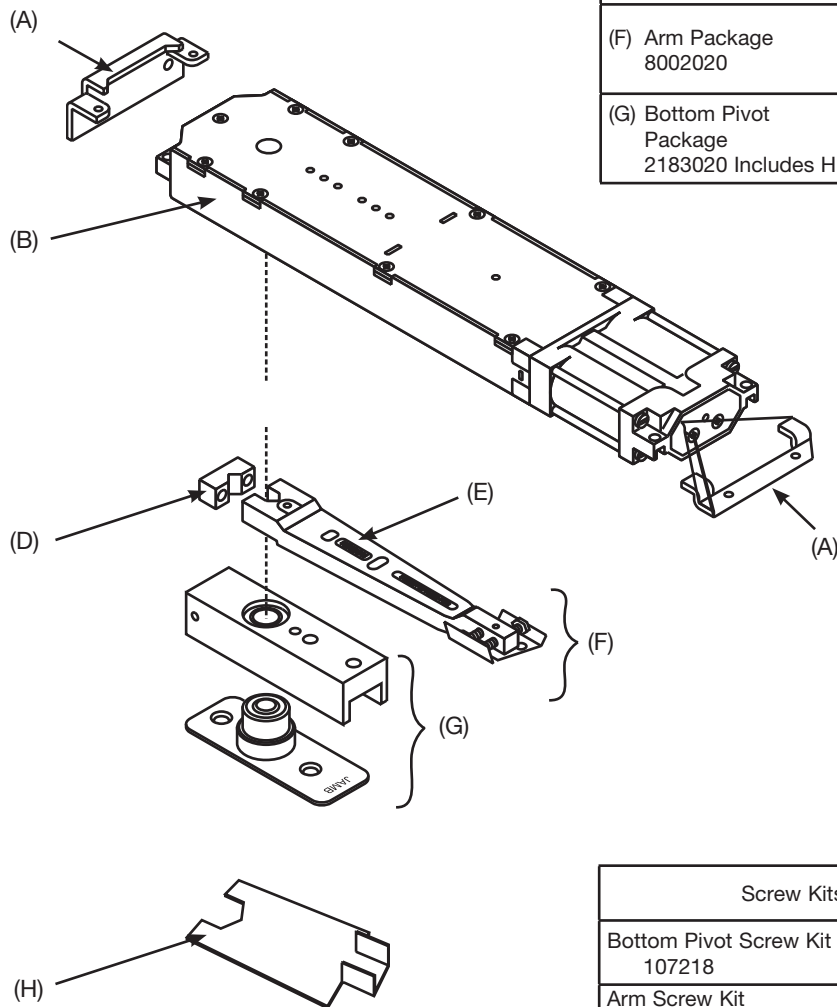
ASSA ABLOY

The global leader in
door opening solutions

700/800

(D) Arm Block 808075-1	\$36.50
(E) Arm Assembly 808175	\$149.00

(A) Attaching Bracket 1639000	See Page 109
(B) Closer Body (Specify Complete Model No. x LAP)	See Page 109
(F) Arm Package 8002020	See Page 109
(G) Bottom Pivot Package 2183020 Includes H	See Page 109



(H) Pivot Wrench 218007	\$36.50
----------------------------	---------

Screw Kits	
Bottom Pivot Screw Kit 107218	\$7.80
Arm Screw Kit 107055 Includes arm end block	\$47.90
Arm Block Screw 806018-PKG	\$20.70
Cover Plate Screw Kit 107006-*	\$7.80

*specify finish

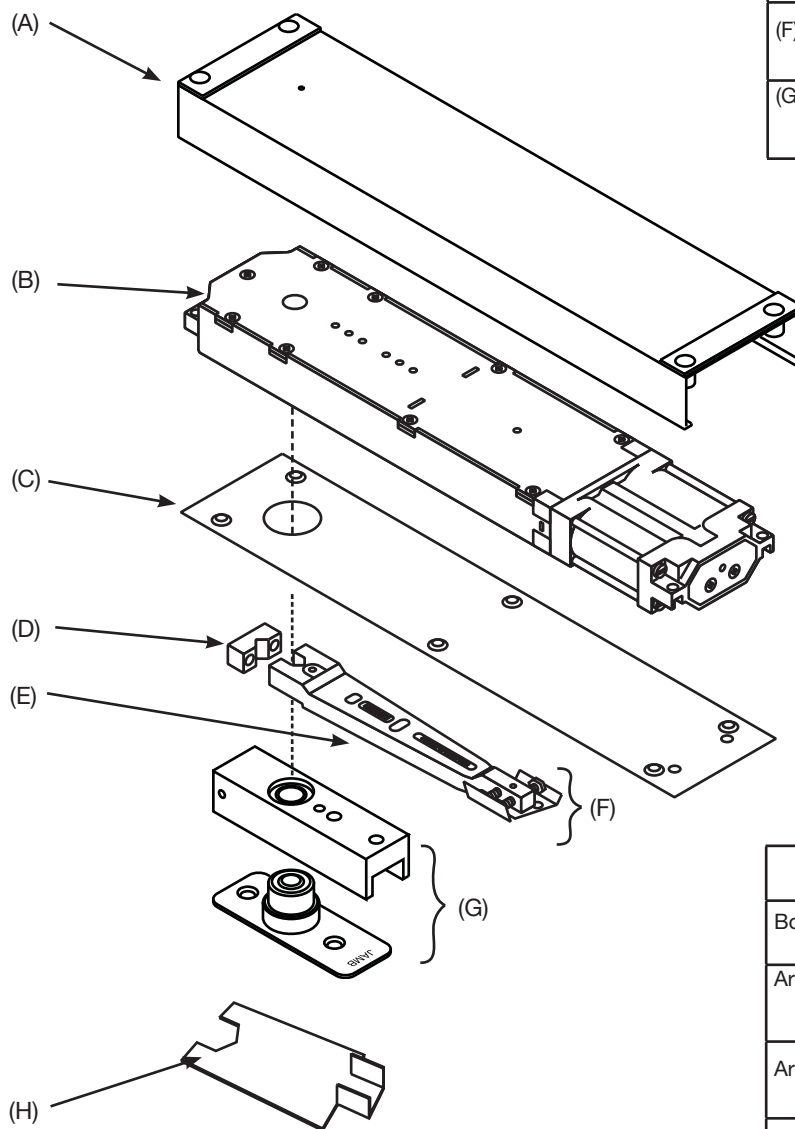
ASSA ABLOY

The global leader in
door opening solutions

M700/M800

(D) Arm Block 808075-1	\$36.50
(E) Arm Assembly 808175	\$149.00

(A) Closer Mounting Channel 1929000	See Page 109
(B) Closer Body (Specify Complete Model No. x LAP)	See Page 109
(C) Cover Plate 7004000R* (RH) 7004000L* (LH) 800 Series 8004000-*	See Page 109
(F) Arm Package 8002020	See Page 109
(G) Bottom Pivot Package 2183020 Includes H	See Page 109



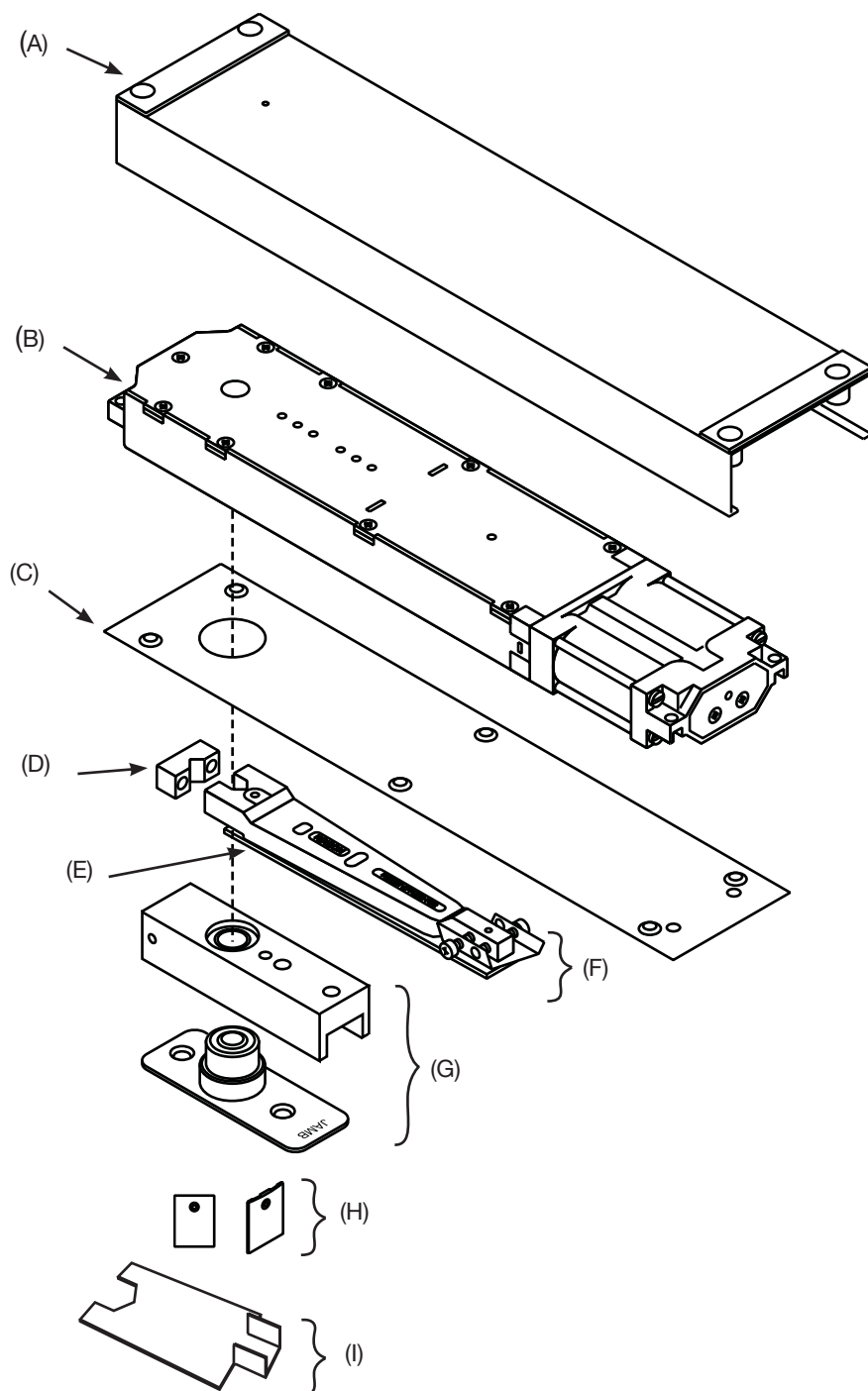
(H) Pivot Wrench 218007	\$36.50
----------------------------	---------

Screw Kits	
Bottom Pivot Screw Kit 107218	\$7.80
Arm Screw Kit 107055 Includes arm end block	\$47.90
Arm Block Screw 806018-PKG	\$20.70
Cover Plate Screw Kit 107006-*	\$7.80

*specify finish

MW700/MW800

(D) Arm Block 808075-1	\$36.50
(E) Arm Assy 808174	\$138.00



(A) Closer Mounting Channel 1929000	See Page 109
(B) Closer Body (Specify Complete Model No. x LAP)	See Page 109
(C) Cover Plate 7004000R* (RH) 7004000L* (LH) 800 Series 8004000-*	See Page 109
(F) Arm Package 8002021	See Page 109
(G) Bottom Pivot 2183020 Includes I	See Page 109
(H) Decorative Arm Cap (contains 2 caps) 1990906-* (612 or 627 only)	Order Separately See Page 111

(I) Pivot Wrench 218007	\$36.50
----------------------------	---------

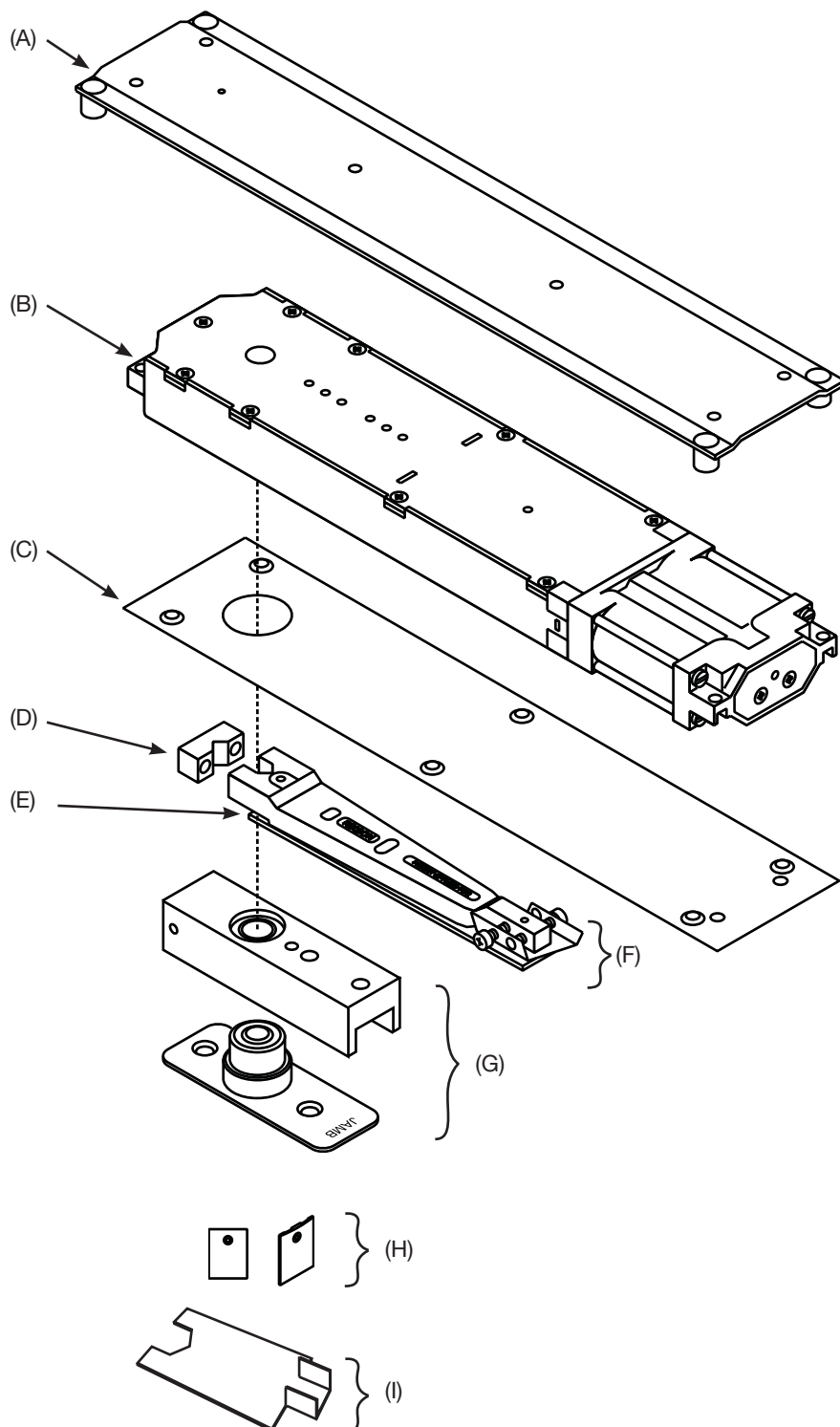
Screw Kits	
Bottom Pivot Screw Kit 107218	\$7.80
Arm Screw Kit 107055 Includes arm end block	\$47.90
Arm Block Screw 806018-PKG	\$20.70
Cover Plate Screw Kit 107006-*	\$7.80

*specify finish

ASSA ABLOY

The global leader in
door opening solutions

W700/W800



(A) Closer Mounting Plate 1989000	See Page 109
(B) Closer Body (Specify Complete Model No. x LAP)	See Page 109
(C) Cover Plate 7004000R* (RH) 7004000L* (LH)	See Page 109
(D) Arm Block 808075-1	\$36.50
(E) Arm Assembly 808174	\$138.00
(F) Arm Package 8002021	See Page 109
(G) Bottom Pivot 2183020 (Includes I)	See Page 109
(H) Decorative Arm Cap (contains 2 caps) 1990906* (612&627 only)	Order Separately See Page 111

(I) Pivot Wrench 218007	\$36.50
----------------------------	---------

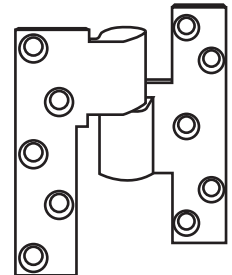
Screw Kits	
Bottom Pivot Screw Kit 107218	\$7.80
Arm Screw Kit 107055 Includes arm end block	\$47.90
Arm Block Screw 806018-PKG	\$20.70
Cover Plate Screw Kit 107006-*	\$7.80

*specify finish

ASSA ABLOY

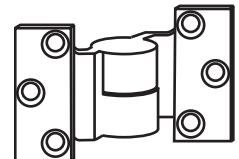
The global leader in
door opening solutions

All Electrified M19 Intermediate Pivots



Model	Description	Price
107015-*	Metal Screws for One Leaf	\$7.80
107115-*	Wood Screws for One Leaf	\$7.80
181778-*	Hex Cap	\$8.00
219, 319 and 419 Also Use:		
107059-*	Includes Screws and Backplate	\$175.00
	Torx® Available - Suffix "T"	Add \$75.90 to each kit

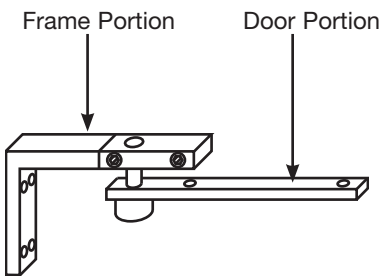
119 Intermediate Pivot



Model	Description	Price
107014-*	Metal Screws for One Leaf	\$7.80
107114-*	Wood Screws for One Leaf	\$7.80
	Torx® Available - Suffix "T"	Add \$75.90

**specify finish*

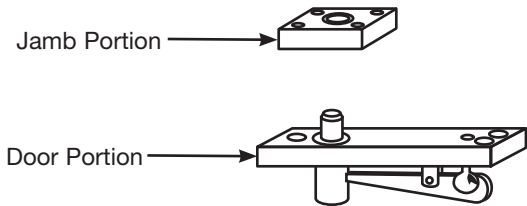
Angle Pivot-3



Model	Description	Price
107047*	Includes Screws and Stud	\$101.00
30243	Door Portion	\$114.00
30814**	Frame Portion (handed)	\$367.00

Torx® not available.

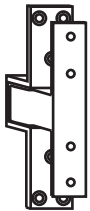
Top Pivot 340 x 102



Model	Description	Price
10210 AS	Jamb Portion	\$196.00
3065	Door Portion	\$114.00
107012*	Jamb Portion Screw Kit	\$7.60
107329	Door Portion Screw Kit	\$7.80

Torx® not available.

F519 Pocket Pivot



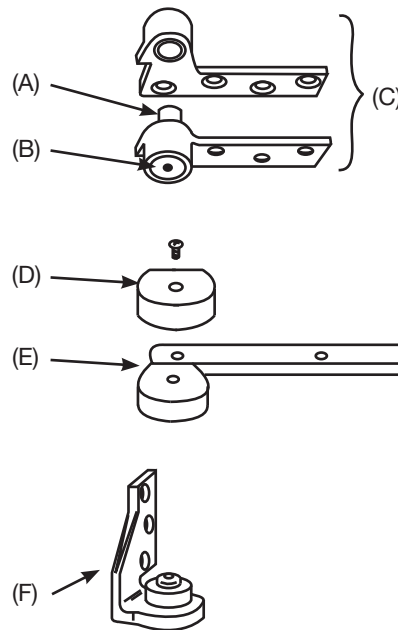
Model	Description	Price
619005-*	Screw Kit	\$11.30
	Torx® Available	Add \$75.90

ASSA ABLOY

117-1/4 Pivot Set

Right Hand Shown
3/4" Offset Only

(A) Pivot Stud 181770-ASY	\$7.60
(B) Hex Cap 181778-*	\$8.00
(D) Arm Cap and Screw 12029-*AS	\$46.50
(E) Arm LH 11706LAS Y	\$102.00
(E) Arm RH 11705RAS Y	\$102.00
(F) Floor Portion Assy RH 17406R*AS	\$406.00
(F) Floor Portion Assy LH 17406L*AS	\$406.00



(C) 180 Top Pivot	See Page 115
-------------------	-----------------

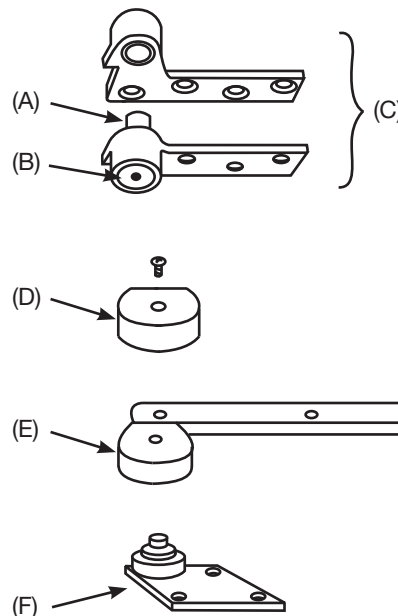
Screw Kits	
180 Screw Kit 107014 - * Machine (2 req.) 107114 - * Wood (2 req.)	\$7.80
117-1/4 Screw Kit 117127 - *	\$46.20

*specify finish

117, F117 Pivot Set

Right Hand Shown
3/4" and 1-1/2" Offset

(A) Pivot Stud 181770-ASY	\$7.60
(B) Hex Cap 181778-*	\$8.00
(D) Arm Cap and Screw 12029-*AS	\$46.50
(E) 3/4" Offset Arm LH 11706LAS Y	\$102.00
(E) 3/4" Offset Arm RH 11705RAS Y	\$102.00
(E) 1-1/2" Offset Arm LH 11706L15*	\$194.90
(E) 1-1/2" Offset Arm RH 11705R15*	\$194.90
(F) 117 Floor Portion Assy 17526-*AS	\$406.00
(F) F117 Floor Portion Assy 17559-*AS	\$366.00



(C) 180 Top Pivot (for Fire-Rated Doors, order F180)	See Page 115
--	-----------------

Screw Kits	
180 Screw Kit 107014 - * Machine (2 req.) 107114 - * Wood (2 req.)	\$7.80
Bottom Pivot Screw Kit 117127 - *	\$46.20

*specify finish

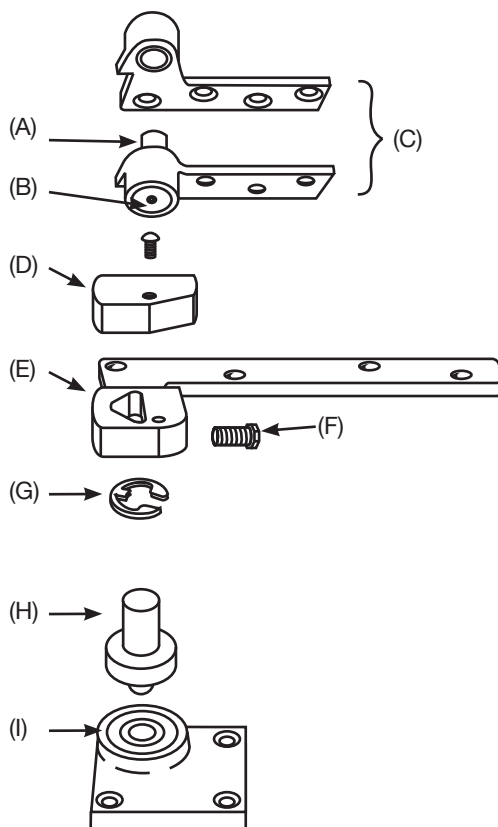
ASSA ABLOY

The global leader in
door opening solutions

147, F147 Pivot Set

Right Hand Shown
3/4" and 1-1/2" Offset

(A) Pivot Stud 181770-ASY	\$7.60
(B) Hex Cap 181778-*	\$8.00
(D) Arm Cap & Screw 012142R*AS (RH, BRS) 012142R*AS (RH, BRS) 012142L*AS (LH, BRS) 012144R*AS (RH, SS) 012144L*AS (LH, SS)	\$46.50
(E) Arm x Locking Screw 3/4" Offset 275177 RH 3/4" Offset 275176 LH	\$92.00
(E) Arm x Locking Screw 1-1/2" Offset 275167-*	\$144.00
(F) Arm Lock Screw Pkg (5 per) 88905-PKG	\$34.90
(G) Arm Shim Kit (2 per) 107071	\$18.40
(H) Spindle Stud 14714	\$26.40
(I) 147 /F147 Floor Portion x Bearing 14721-*AS	\$377.00



(C) 180 Top Pivot (for Fire-Rated Doors order F180)	See Page 115
---	-----------------

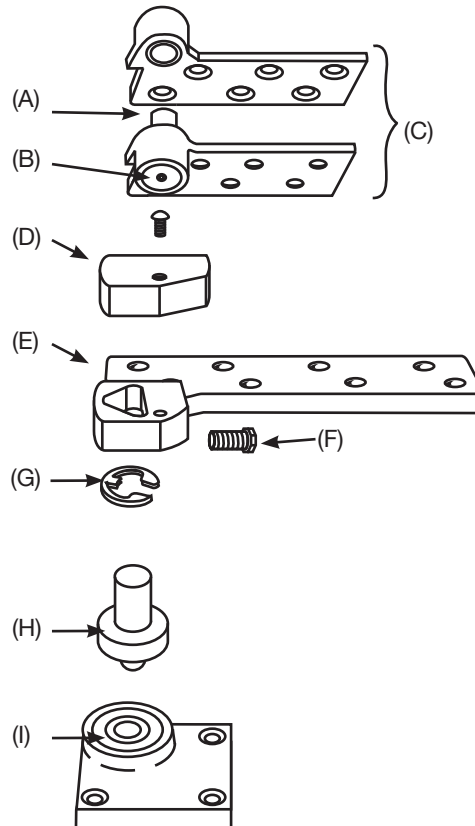
*specify finish

Screw Kits	
147/F147 Bottom Pivot Screw Kit 107062-* includes 107071	\$7.80
180/F180 Screw Kit 107014 - * Machine (2 req.) 107114 - * Wood (2 req.)	\$7.80
Arm Screw Kit 107044 Machine 107144 Wood	\$7.80

L147, FL147 Pivot Set

Right Hand Shown
3/4" Offset Only

(A) Pivot Stud 181770-ASY	\$7.60
(B) Hex Cap 181778-*	\$8.00
(D) Arm Cap & Screw 012142R*AS (RH, BRS) 012142L*AS (LH, BRS) 012144R*AS (RH, SS) 012144L*AS (LH, SS)	\$46.50
(E) Arm x Locking Screw 1-3/4" Door 18550-Asy RH 18650-Asy LH	\$174.40
(E) Arm x Locking Screw 2" Door 18551-Asy RH 18651-Asy LH	\$385.20
(E) Arm x Locking Screw 2-1/4" Door 18552-Asy RH 18652-Asy LH	\$385.20
(E) Arm x Locking Screw 2-1/2" Door 18553-Asy RH 18653-Asy LH	\$385.20
(E) Arm x Locking Screw 3" Door 18554-Asy RH 18654-Asy LH	\$385.20
(F) Arm Lock Screw Pkg (5 per) 88905-PKG	\$34.90



(C) L180 Top Pivot (for Fire-Rated Doors order FL180)	See Page 115
---	-----------------

(G) Arm Shim Kit (2 per) 107071	\$46.50
(H) Spindle Stud 14714	\$26.40
(I) L147 Floor Portion x Bearing 14721-*AS	\$377.00

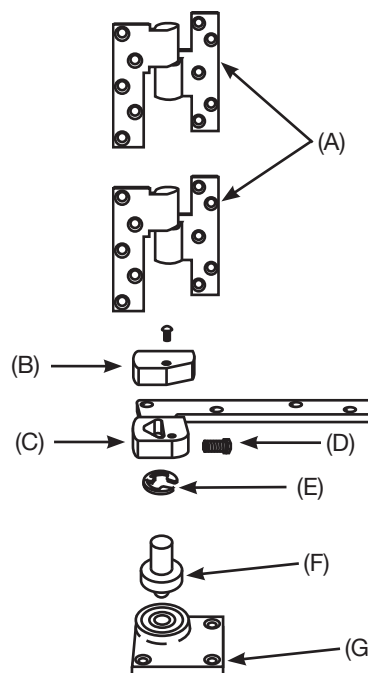
Screw Kits	
180/F180 Screw Kit 107014 - * Machine (2 req.) 107114 - * Wood (2 req.)	\$7.80
Arm Screw Kit 107044 Machine 107144 Wood	\$7.80
L147/FL147 Bottom Pivot Screw Kit (includes "E" ring shim) 107062-*	\$7.80

*specify finish

547 Pivot Set

Right Hand Shown
3/4" Offset Only

(B) Arm Cap & Screw 012142R*AS (RH, BRS) 012142L*AS (LH, BRS) 012144R*AS (RH, SS) 012144L*AS (LH, SS)	\$46.50
(C) Arm x Locking Screw 275177RH 275177RH	\$92.00
(D) Locking Screw Pkg (5 per) 88905-Pkg	\$46.50
(E) Arm Shim Kit (2 per) 107071	\$18.40
(F) Spindle Stud 14714	\$26.40
(G) 147 Floor Portion x Bearing 14721-*AS	\$377.00



(A) M190 Intermediate Pivot (For Fire-Rated Doors order FM190)	See Page 115
147 Bottom Pivot Screw Kit (includes 107071) 107062-*	\$7.80

*specify finish

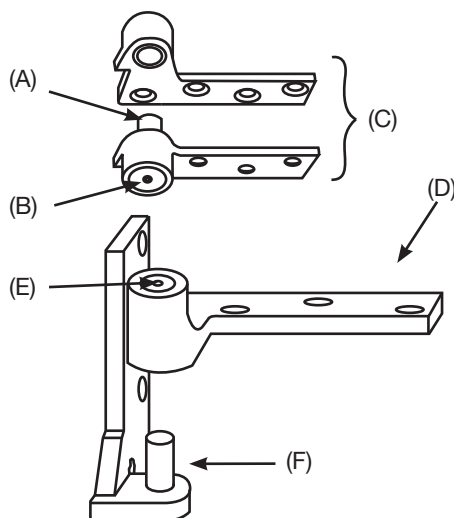
ASSA ABLOY

The global leader in
door opening solutions

195 Pivot Set

Right Hand Shown
3/4" Offset Only

(A) Pivot Stud 181770-ASY	\$7.60
(B) Hex Cap 181778-*	\$8.00
(D) Door Portion Asy RH 19503-AS	\$285.00
(D) Door Portion Asy LH 19504-AS	\$285.00
(E) Cap 19511-*	\$12.70
(F) Jamb Portion Asy RH 19501-AS	\$366.00
(F) Jamb Portion Asy LH 19502-AS	\$366.00



(C) 180 Top Pivot	See Page 115
-------------------	-----------------

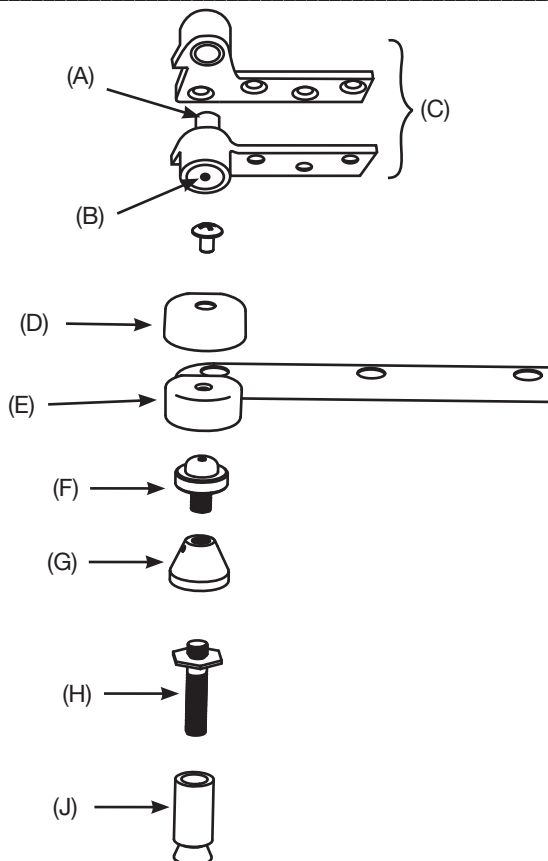
Screw Kits	
180 Screw Kit 107014 - * Machine (2 req.) 107114 - * Wood (2 req.)	\$7.80
195 Screw Kit 107014 - * Machine (2 req.) 107114 - * Wood (2 req.)	\$7.80

**specify finish*

173 Pivot Set

Right Hand Shown
3/4" Offset Only

(A) Pivot Stud 181770-ASY	\$7.60
(B) Hex Cap 181778-*	\$8.00
(D) Arm Cap and Screw 12029-AS	\$46.50
(E) Arm LH 11706L*AS	\$102.00
(E) Arm RH 11705R*AS	
(F) Spindle Stud 173003	\$24.60
(G) Spindle collar 173001	\$56.20
(H) Mounting Bolt 173002	\$29.00
(J) Floor Anchor 173010	\$18.90



(C) 180 Top Pivot	See Page 115
-------------------	-----------------

Screw Kits	
180 Screw Kit 107014 - * Machine (2 req.) 107114 - * Wood (2 req.)	\$7.80
Bottom Arm Screw Kit 107044- Machine 107144- Wood	\$7.80

**specify finish*

1-1/2" Offset Arm

(E) 1-1/2" Offset Arm LH 11706L15*	\$102.00
(E) 1-1/2" Offset Arm RH 11705R15*	

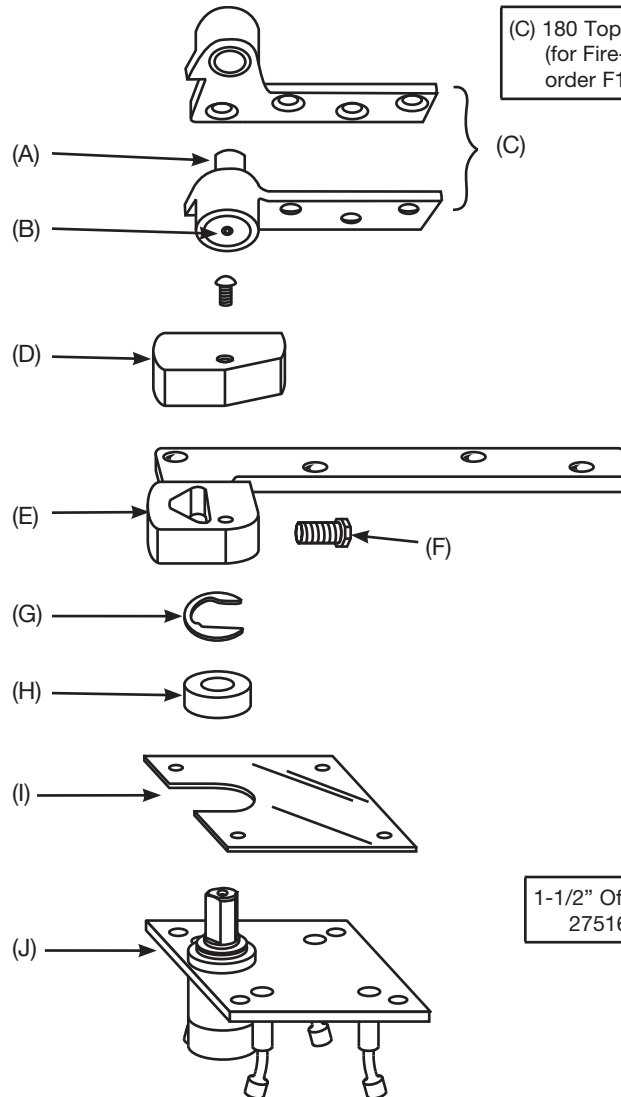
ASSA ABLOY

The global leader in
door opening solutions

117-1/2, F117-1/2 Pivot Set

Right Hand Shown
3/4" and 1-1/2" Offset

(A) Pivot Stud 181770-ASY	\$7.60
(B) Hex Cap 181778-*	\$8.00
(D) Arm Cap & Screw 012142R*AS (RH, BRS) 012142L*AS (LH, BRS) 012144R*AS (RH, SS) 012144L*AS (LH, SS)	\$46.50
(E) Arm x Locking Screw 3/4" Offset 275177 RH 3/4" Offset 275176 LH	\$92.00
(F) Arm Lock Screw Pkg (5 per) 88905-PKG	\$34.90
(G) Arm Shim Kit (5 per) 275065-PKG	\$18.40
(H) Spindle Shoulder Collar 16301A*	\$30.70
(I) Floor Plate x Screws 1174050-*	\$100.00
(J) 117-1/2 & F117-1/2 Floor Portion Assembly X01176350	\$625.00



(C) 180 Top Pivot (for Fire-Rated Doors order F180)	See Page 115
---	-----------------

1-1/2" Offset Arm 275167-*	\$144.00
-------------------------------	----------

Screw Kits	
180/F180 Screw Kit 107014 - * Machine (2 req.) 107114 - * Wood (2 req.)	\$7.80
Floor Plate Screw Kit 107004-*	\$7.80
Arm Screw Kit 107044 - * Machine 107144 - * Wood	\$7.80

*specify finish

ASSA ABLOY

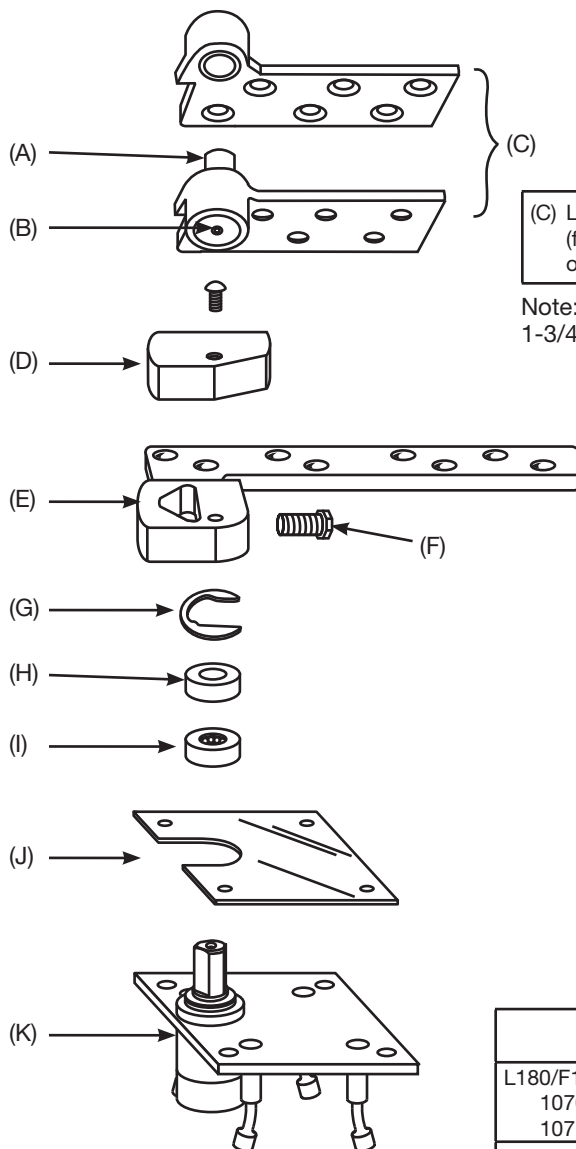
The global leader in
door opening solutions

L117, FL117 Pivot Set

Right Hand Shown

3/4" Offset Only

(A) Pivot Stud 181770-ASY	\$7.60
(B) Hex Cap 181778-*	\$8.00
(D) Arm Cap & Screw 012142R*AS (RH, BRS) 012142L*AS (LH, BRS) 012144R*AS (RH, SS) 012144L*AS (LH, SS)	\$46.50
(E) Arm x Locking Screw 1-3/4" Door 18550-ASY RH 18650-ASY LH	\$174.40
(E) Arm x Locking Screw 2" Door 18551-ASY RH 18651-ASY LH	\$385.20
(E) Arm x Locking Screw 2-1/4" Door 18552-ASY RH 18652-ASY LH	\$385.20
(E) Arm x Locking Screw 2-1/2" Door 18553-ASY RH 18653-ASY LH	\$385.20
(E) Arm x Locking Screw 3" Door 18554-ASY RH 18654-ASY LH	\$385.20
(F) Arm Lock Screw Pkg (5 per) 88905-PKG	\$34.90
(G) Arm Shim Kit (5 per) 275065-PKG	\$18.40
(H) Spindle Shoulder Collar 259500-*	\$89.00
(I) Heavy-Duty Thrust-Bearing 41204-PKG	\$99.00
(J) Floor Plate x Screws 1174050-*	\$100.00
(K) Floor Portion Assembly X01176351 Includes 41204-PKG	\$625.00



(C) L180 Top Pivot (for Fire-Rated Doors order FL180)	See Page 115
---	-----------------

Note: FL is available for
1-3/4" doors only

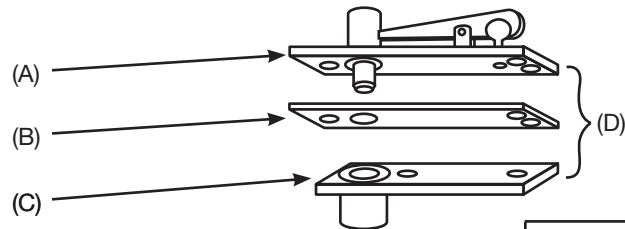
Screw Kits	
L180/F180 Screw Kit 107016 - * Machine (2 req.) 107116 - * Wood (2 req.)	\$8.80
Arm Screw Kit 107048 - * Machine (2 req.) 107114 - * Wood (2 req.)	\$7.80
Floor Plate Screw Kit 107004 - * Machine (2 req.)	\$7.80

*specify finish

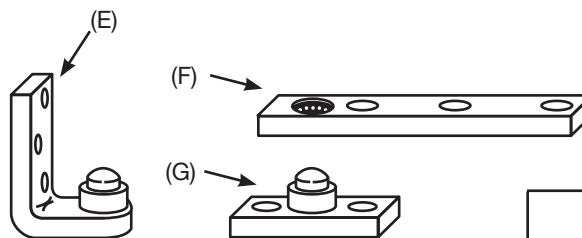
Special Note: FL117 is available for 1-3/4" doors only

127-3/4 & 128-3/4 Pivot Sets

(A) Top Pivot Jamb Portion 640-ASY	\$122.00
(B) Top Pivot Plate x Screws 12724-*PK(SS) 12720-*PK (BRS)	\$46.50
(C) Top Pivot Door Portion 12716	\$117.00
(E) Jamb Portion & Stud Assembly 127-3/4 Only 12711-*	\$296.00
(F) Arm & Bearing Assembly 12714 Door Portion	\$85.00
(G) Floor Pivot & Stud Assembly 128-3/4 Only 71521-*AS	\$171.00



(D) 320 Top Pivot	See Page 119
-------------------	-----------------

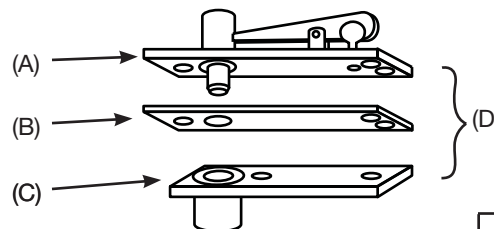


Screw Kits	
320 Screw Kit 107340 Machine & Wood	\$7.80
127-3/4 & 128-3/4 Screw Kit 117127-*	\$46.20

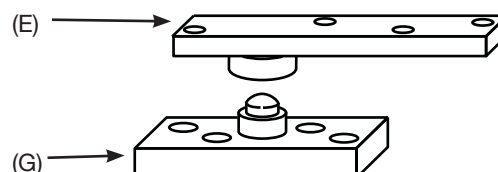
**specify finish*

370 Pivot Set

(A) Top Pivot Jamb Portion 3065	\$114.00
(B) Finish Plate x Screws 012202-*PK (BRS) 012204-*PK (SS)	\$46.50
(C) Top Pivot Door Portion 30243	\$114.00
(E) Arm 22131	\$129.00
(G) Floor Portion and stud 22121-*	\$215.30



(D) 340 Top Pivot	See Page 119
-------------------	-----------------



Screw Kits	
340 Screw Kit 107329 Machine & Wood	\$7.80
370 Screw Kit 107370-*	\$7.80

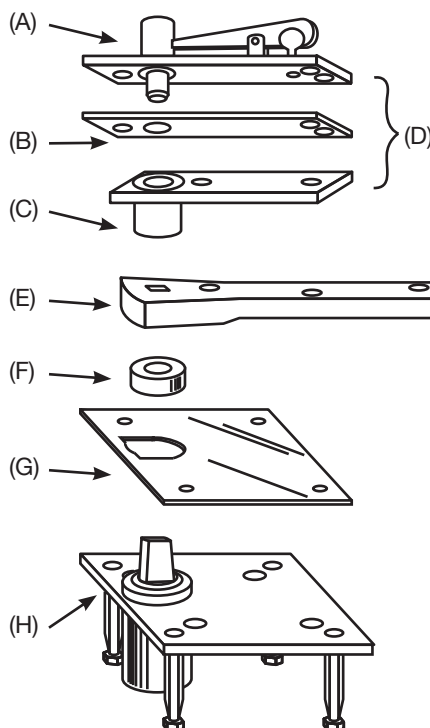
**specify finish*

ASSA ABLOY

The global leader in
door opening solutions

117-3/4 Pivot Set

(A) Top Pivot Jamb Portion 065	\$114.00
(B) Top Pivot Finish Plate 012202-*PK(BRS) 012204-*PK(SS)	\$46.50
(C) Top Pivot Door Portion 30243	\$114.00
(E) Arm 185.75	\$207.00
(F) Spindle Shoulder 16301A	\$30.70
(G) Floor Plate x Screws 1174020-*	\$101.00
(H) Floor Portion Assembly X01176320	\$618.00



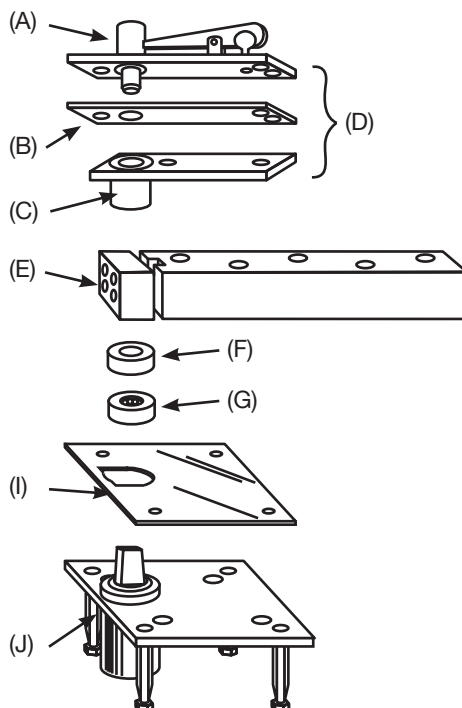
(D) Top Pivot 340	See Page 119
----------------------	-----------------

Screw Kits	
340 Screw Kit 107329 Machine & Wood	\$7.80
Arm Screw Kit 107064-* Machine & Wood	\$7.80
Floor Plate Screw Kit 107004-*	\$7.80

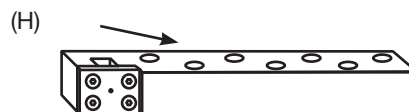
**specify finish*

H117-3/4 Pivot Set

(A) Top Pivot Jamb Portion 308548	\$397.00
(B) Top Pivot Finish Plate 012202-*PK(BRS) 012204-*PK(SS)	\$46.50
(C) Top Pivot Door Portion 30141	\$397.00
(E) Standard End Load Arm Package 262022	\$646.00
(F) Spindle Shoulder Collar 259500-*	\$89.00
(G) Heavy-Duty Thrust Bearing 41204-PKG	\$99.00
(I) Floor Plate x Screws 1174020-*	\$101.00
(J) Floor Portion Assembly X01176322 Includes 41204-PKG	



(D) Top Pivot H340	See Page 119
-----------------------	-----------------



(H) 587 Side Load Arm Package 262587	\$646.00
--	----------

Screw Kits	
H340 Screw Kit 107329 Machine & Wood	\$7.80
Arm Screw Kit 107045 - Machine 107145 - Wood	\$7.80
587 Arm Screw Kit 107077 - Machine 107177 - Wood	\$12.70
Arm Shim Screw Kit 107060	\$10.70
Floor Plate Screw Kit 107004-*	\$7.80

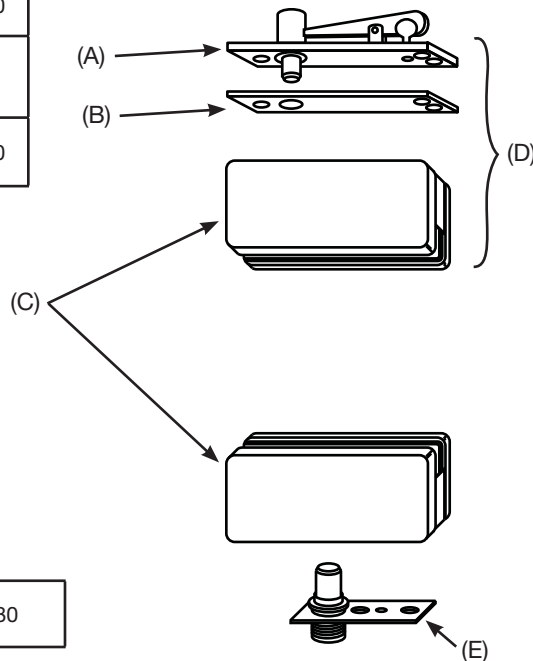
**specify finish*

ASSA ABLOY

The global leader in
door opening solutions

178 Pivot Sets

(A) Top Jamb Portion 42801	\$114.00
(B) Finish Plate 012202-*PK (BRS) 012204-*PK (SS)	\$46.50
(C) Patch Fitting 7495-*	\$162.00

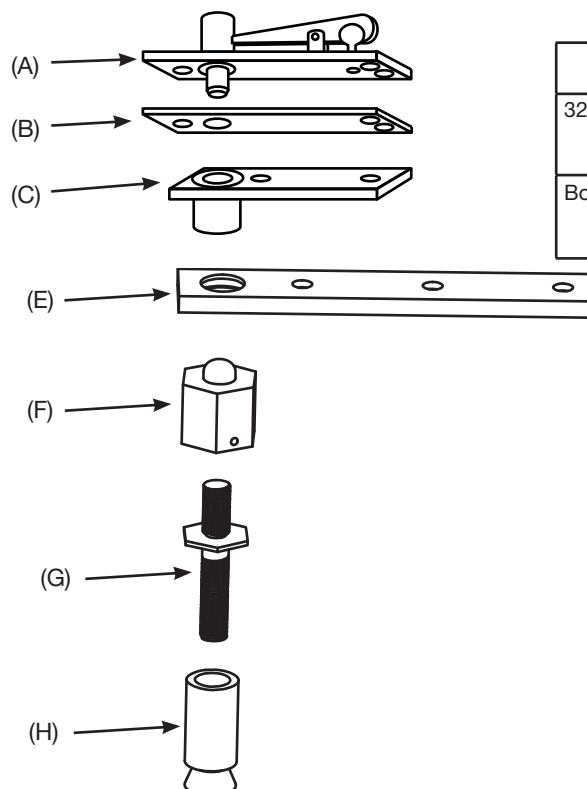


(D) Top Patch 7494-* PK	See Page 96
(E) Bottom Pivot Floor Portion 74104	See Page 96

Top Pivot Jamb Screw Kit 107039	\$7.80
------------------------------------	--------

176 Pivot Sets

(A) Top Pivot Jamb Portion 640-ASY	\$122.00
(B) Top Pivot Plate x Screws 12724-*PK(SS) 12720-*PK (BRG)	\$46.50
(C) Top Pivot Door Portion 12716	\$117.00
(E) Bottom Arm 12704	\$79.00
(F) Sleeve 176001	\$51.30
(G) Mounting Bolt 176002	\$29.40
(H) Floor Anchor 173010	\$18.90



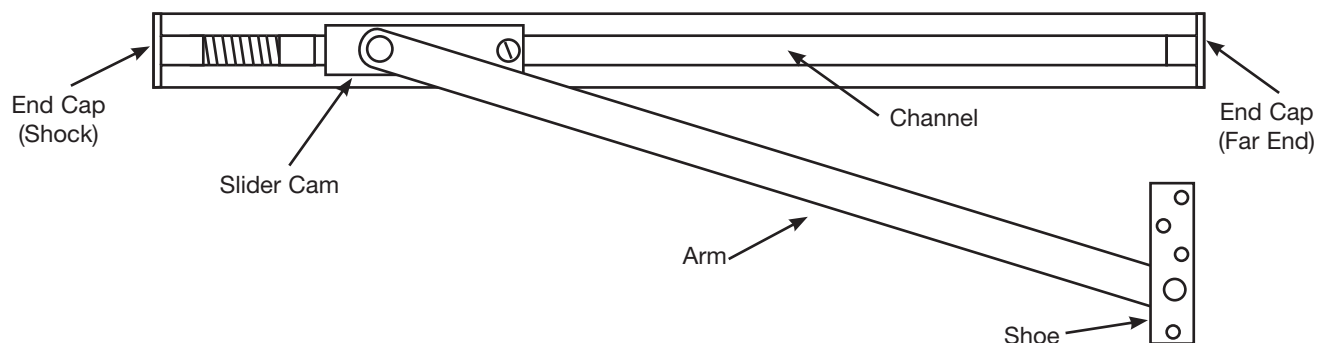
Screw Kits	
320 Screw Kit 107340 Machine and Wood	\$7.80
Bottom Arm Screw Kit 173176 Machine and Wood	\$7.80

**specify finish*

ASSA ABLOY

The global leader in
door opening solutions

Checkmate®



End Caps #1, 2, 9 & 10 only

#1 & #9	Shock End Block	6003	\$17.20
	Far End Block	6004	\$17.20
#2 & #5	Far End Block	5059 (2 req.)	\$2.90
#10	Far End Block	5011 (2 req.)	\$2.30

Screw Kits

#1	Friction or Stop	6487-*	\$32.50
	Hold Open	6998N*	\$44.70
#2	Friction or Stop	5999-*	\$63.00
#6	Stop	6487-*	\$32.50
#7	Friction or Stop	3880-XXXXA	\$44.00
#8	Friction or Stop	5897-*	\$41.30
#9	Friction or Stop	6468-*	\$31.50
	Hold Open	6997N*	\$34.20
#10 & #55	Friction or Stop	5998-*	\$37.20

*specify finish

Arm Assemblies (includes arm, shoe & slider cam)

Specify Model & Finish: *example: 1- *346R*

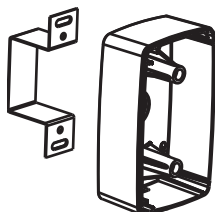
2 - *346R

Consult
Factory

Adapter Kits

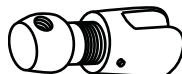
#2 & #10	Hold Open Friction Adapter	5012-PKG	\$22.90
----------	----------------------------	----------	---------

Accessories

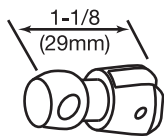


1-1/2" (38mm) Extension Models 997M, 998M & 994M) Mounts behind wall cover.	See Page 134
XK996M Part# 996631M-*	

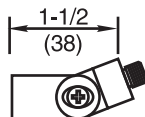
* specify finish



Base Unit Armature Extension Mounts between armature and contact plate. Part# 900 Cannot be used with Model 994	See Page 134
--	-----------------



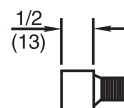
994M Swivel Armature (cannot be used with extension spacers) Part# 900-3	See Page 134
---	-----------------



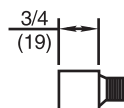
Armature Extension 90° Bend Part# 900-Z Must be used with 900 base unit. Those two pieces will extend armature 3" longer than the contact plate.	See Page 134
---	-----------------

Extension pieces must be used in conjunction with 900 Base Unit	See Page 134
Part# 900-50	
Part# 900-75	
Part# 900-100	
Part# 900-200	
Part# 900-300	
Part# 900-400	
Part# 900-500	
Part# 900-600	
Part# 900-700	

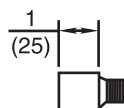
900-50



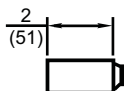
900-75



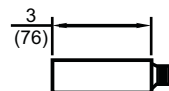
900-100



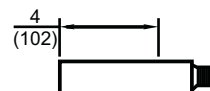
900-200



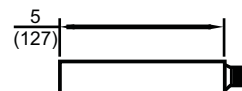
900-300



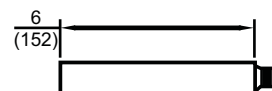
900-400



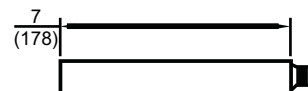
900-500



900-600



900-700



*specify finish

ASSA ABLOY

The global leader in
door opening solutions

Used with Model 980M/981M

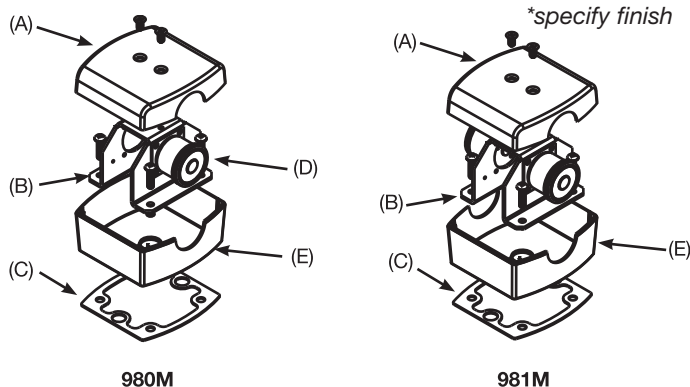
Floor Portion

(A) Magnet Housing Cover 980311M-*/981311M-*	\$361.50
(B) Magnet Support Bracket 981309	\$33.20
(C) Gasket 980095M	\$21.90
(D) Magnet **996219-3V	\$162.00
(E) Magnet Housing Base 980312M-*/981312M-*	\$221.00

**specify finish*

***For voltages other than (tri-volt 12 VDC, 24 VAC, 24 VDC, and 120 VAC), contact factory for electromagnet assembly part number.*

Screw Kits	
Screw Kit for 980M 980328-*	\$84.00
Screw Kit for 981M 981328-*	\$106.00



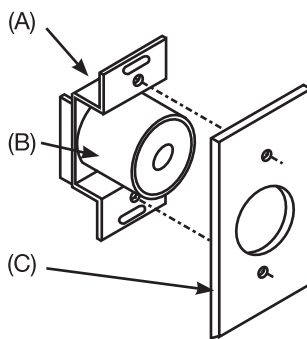
Used with Model 990M, 989

(A) Magnet Bracket 990002	\$35.20
(B) Magnet **996219-3V	\$162.00
(C) Wall Cover Plate 990001	\$59.00

**specify finish*

***For voltages other than (tri-volt 12 VDC, 24 VAC, 24 VDC, and 120 VAC), contact factory for magnet mounting bracket assembly part number.*

Screw Kits	
Screw Kit for 990M 990300-*	\$26.00

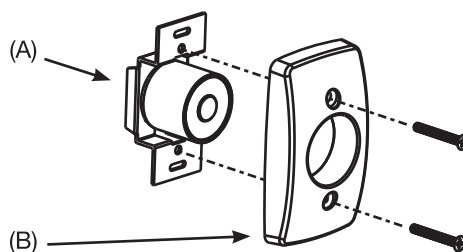


Used with Model 994M, 997M, 998M

(A) Magnet Assembly and Bracket **998369-3V	\$188.00
(B) Cover 998315-*	\$72.00

**specify finish*

Screw Kits	
Screw Kit for 997, 997M/998M 998300-*	\$29.20
Screw Kit for 997, 998M 998303-*	\$29.20



**specify finish*

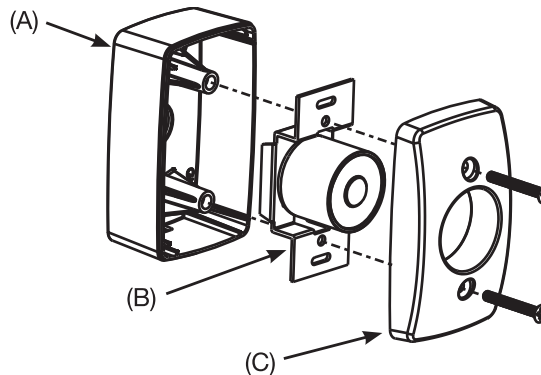
***For voltages other than (tri-volt 12 VDC, 24 VAC, 24 VDC, and 120 VAC), contact factory for magnet mounting bracket assembly part number.*

ASSA ABLOY

The global leader in
door opening solutions

Used with Model 996M

(A) Surface Mounting Box Housing 996501M-*	\$101.00
(B) Magnet Assembly and Bracket **996369-3V	\$188.00
(C) Cover 998315M-*	\$72.00



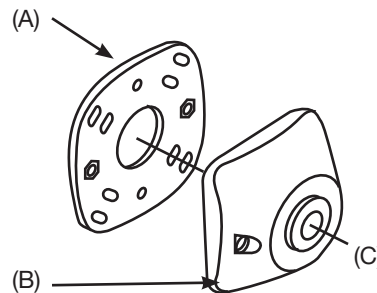
Screw Kits	
Screw Kit for 996M 996325-*	\$29.20

*specify finish

**For voltages other than (tri-volt 12 VDC, 24 VAC, 24 VDC, and 120 VAC), contact factory for magnet mounting bracket assembly part number.

Used with Model 999M

(A) Base Plate 999105	\$77.00
(B) Cover 999055-*	\$286.00
(C) Magnet **996219-3V	\$162.00



Screw Kits	
Screw Kit for 999M 999318-*	\$29.20

*specify finish

**For voltages other than (tri-volt 12 VDC, 24 VAC, 24 VDC, and 120 VAC), contact factory for magnet mounting bracket assembly part number.

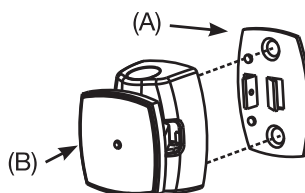
Used with Model 980M/981M, 990M, 991M, 996M, 997M Door Portion

(A) Backup Plate 900314	**
(B) Door Armature 997510M-*	\$130.00
(C) **Door Plate 998009	**

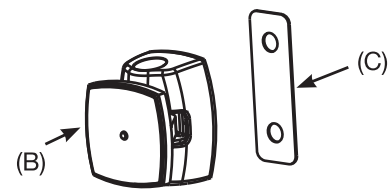
**Not Sold Separately – See Screw Kit

*specify finish

Door portion screws included with Wall/
Floor parts.



Surface Applied
Concealed Mounting
Recommended for Solid
Wood Doors Only



Thru Bolt Mounting
Recommended for
Hollow Metal, Hollow
Core or Composite Type
Wood Doors

*specify finish

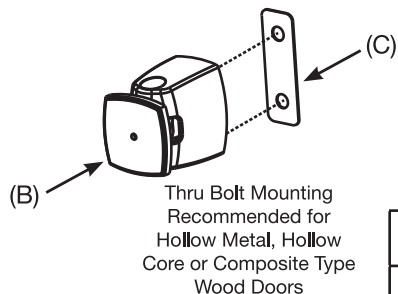
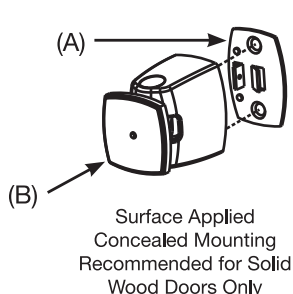
Used with Model 998M, 999M

(A) **Backup Plate 900314	**
(B) Door Armature 998512M-*	\$130.00
(C) **Door Plate 998009	**

****Not Sold Separately –
See Screw Kit**

***specify finish**

**Door portion screws included with
Wall/Floor parts.**



Screw Kits
Screw Kit for 998M 998303-*

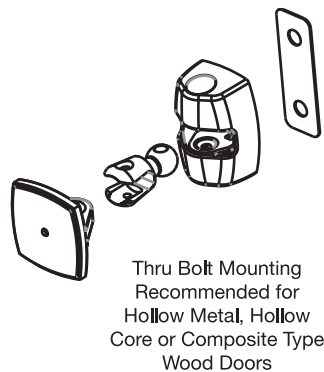
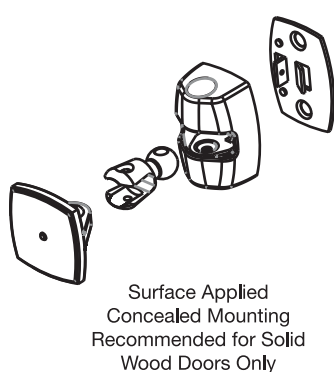
Used with Model 994M

(A) **Backup Plate 900314	**
(B) Door Armature 994510M- (includes D)	\$141.00
(C) **Door Plate 998009	**

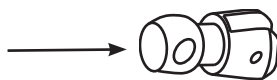
****Not Sold Separately –
See Screw Kit**

***specify finish**

**Door portion screws included with
Wall/Floor parts.**

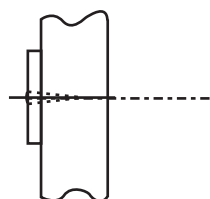
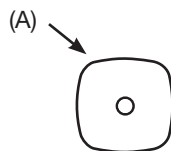


(D) Swivel Armature cannot be used with extension pieces Part# 900-3	\$93.00
---	---------



Used with Model 989

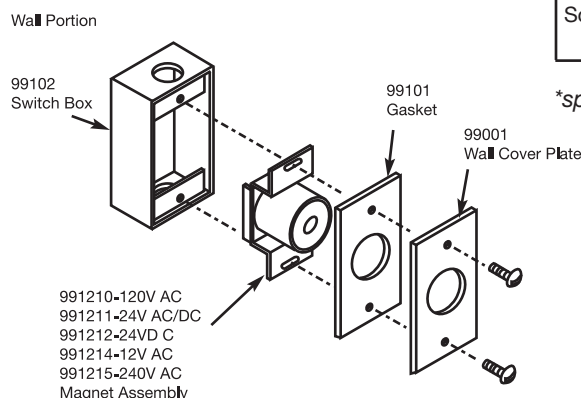
(A) Door Armature Attachment screw included in Kit. Part#444FM	\$81.00
---	---------



***specify finish**

Used with Model 991M

(A) Switch Box 991002	\$263.00
(B) Magnet Assembly 991210-120 VAC 991211-24 VAC/DC 991212-24 VDC 991214-12 VAC 991215-240 VAC	\$411.00
(C) Gasket 991001	\$31.90
(D) Wall Cover Plate 990001	\$59.00



Screw Kit for 991M 990300-*	\$26.00
--------------------------------	---------

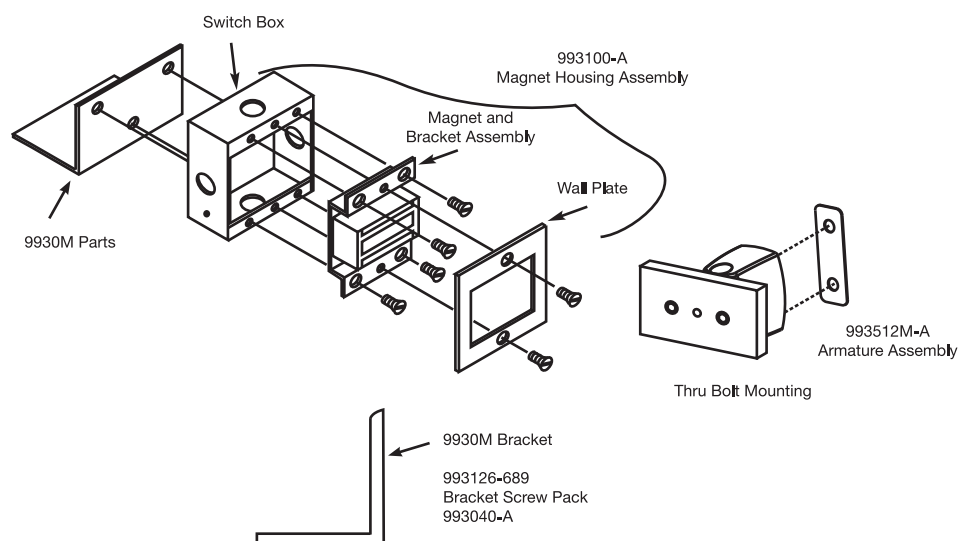
**specify finish*

Used with Model 993M/9930M

(A) Magnet Housing Assembly 993100-A	\$677.00
(B) Armature Assembly 993512M-A	\$464.00

Screw Kit for 993M: 993300-A	\$17.70
---------------------------------	---------

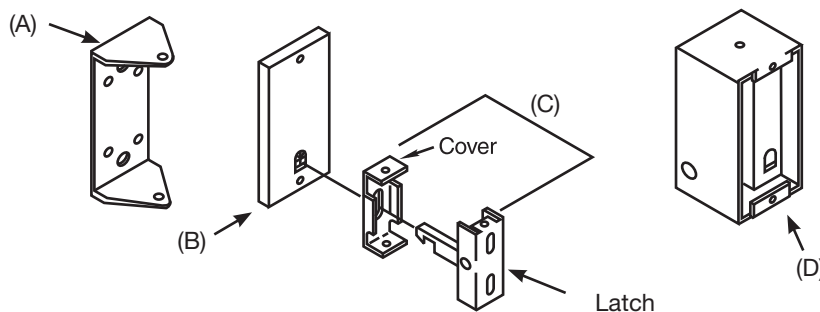
(C) Bracket for floor mounting (Model 9930M) 993126-*	\$106.00
Screw kit for angle bracket 993040-*	\$37.20



**specify finish*

Used with Model 972H

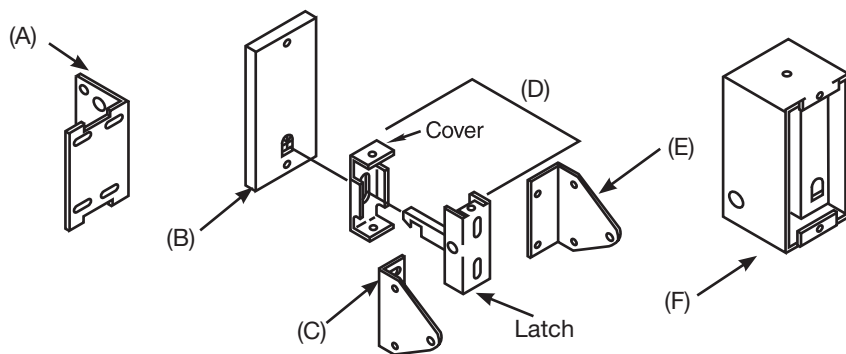
(A) "U" Bracket 972041	\$90.00
(B) Cover 972102	\$128.00
(C) Latch Unit 972106	\$200.00
(D) Box 972100 972112 972118 972120	\$714.00



Screw Kit for 972/973H 972190	\$66.00
----------------------------------	---------

Used with Model 972S

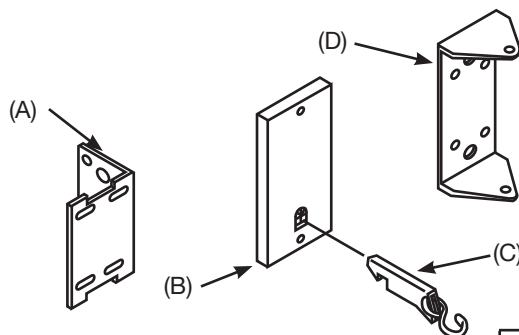
(A) Angle Bracket 972040	\$54.20
(B) Cover 972102	\$128.00
(C) Flat Latch Bracket 972044	\$50.20
(D) Latch Unit 972106	\$200.00
(E) Threaded Latch Bracket 972043	\$49.90
(F) Box 972100 972112 972118 972120	\$714.00



Screw Kit for 972/973S 972290	\$66.00
----------------------------------	---------

Used with Model 972U

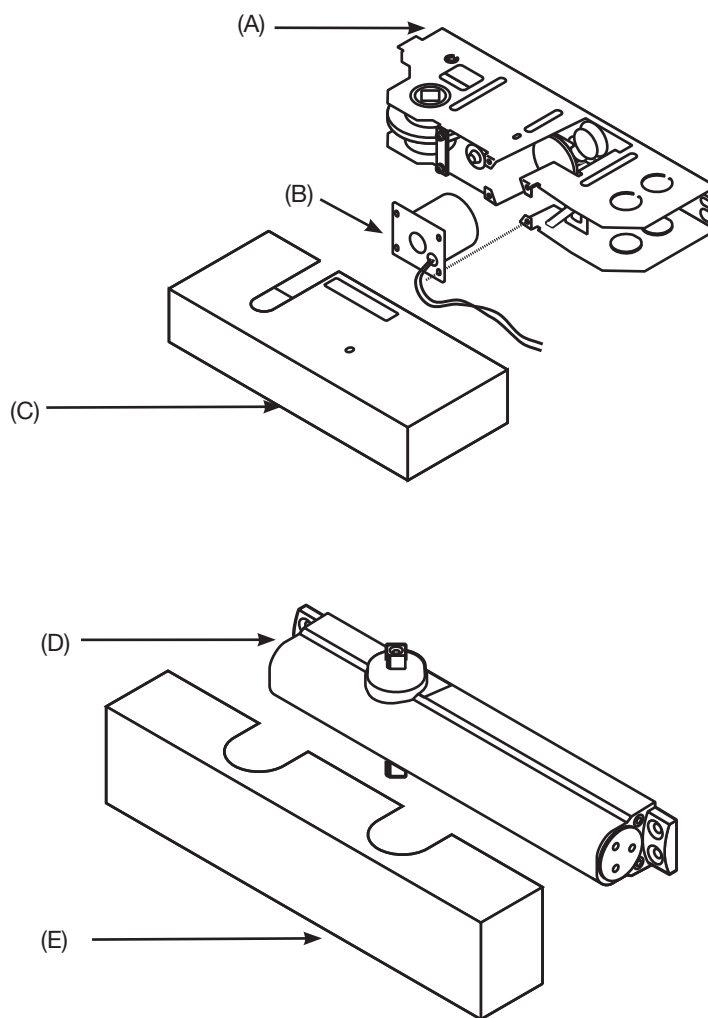
(A) Angle Bracket 972040	\$54.20
(B) Cover 972102U	\$128.00
(C) Latch Arm 972105	\$66.00
(D) "U" Bracket 972041	\$90.00
(E) Box 972100 972112 972118 972120	\$714.00



Screw Kit for 972/973U 972390	\$108.00
----------------------------------	----------

SMOK-CHEK® V

(A) Holder Assembly 550100 120VAC 550101 24VAC/DC	\$558.00
(B) Magnet 930105 120VAC 930106 24VAC/DC	\$163.00
(C) Holder Cover (non-detected) 550106-*	\$154.00
(D) Closer Body 85010163-*	\$273.00
(E) Closer Cover 233069K*	\$63.00



Screw Packs	
550221-* for models with closers	\$45.30
550131-* for models without closers	\$45.30

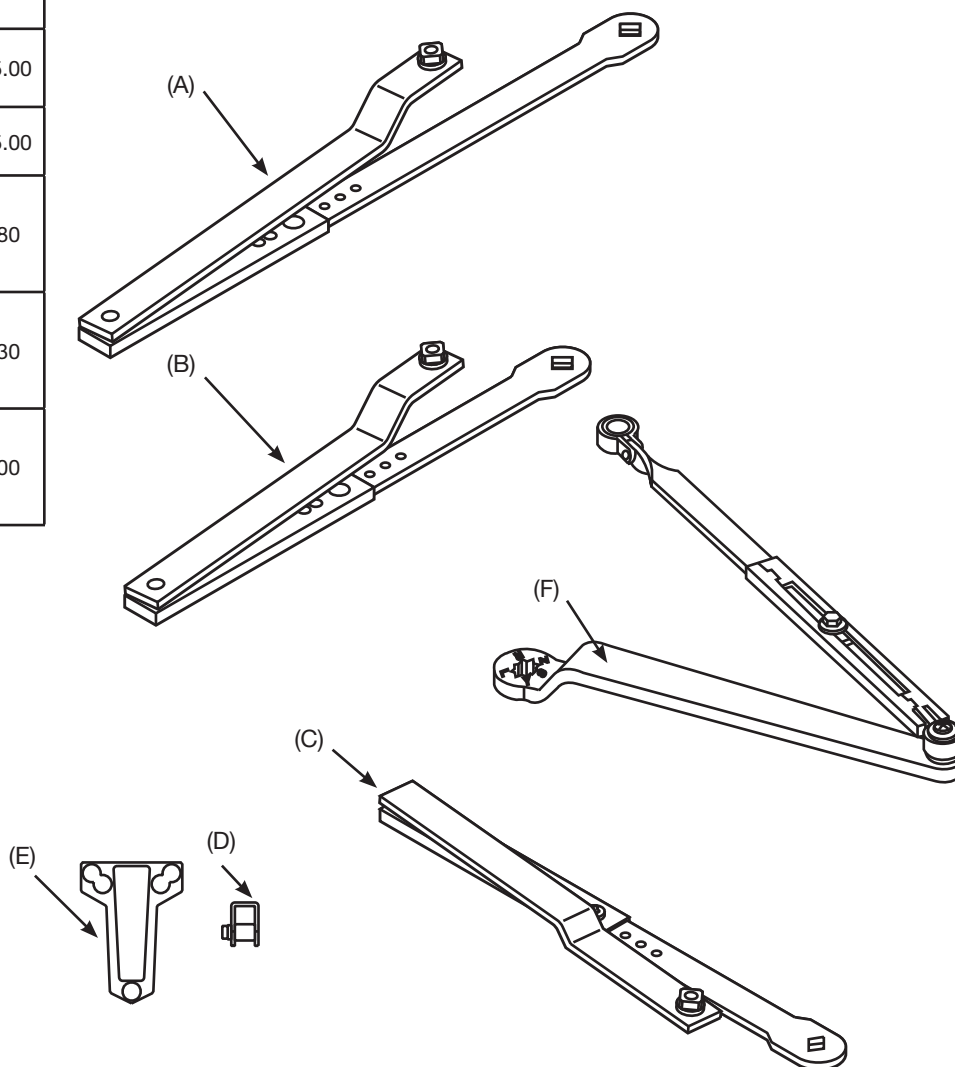
*specify finish

ASSA ABLOY

The global leader in
door opening solutions

SMOK-CHEK® V

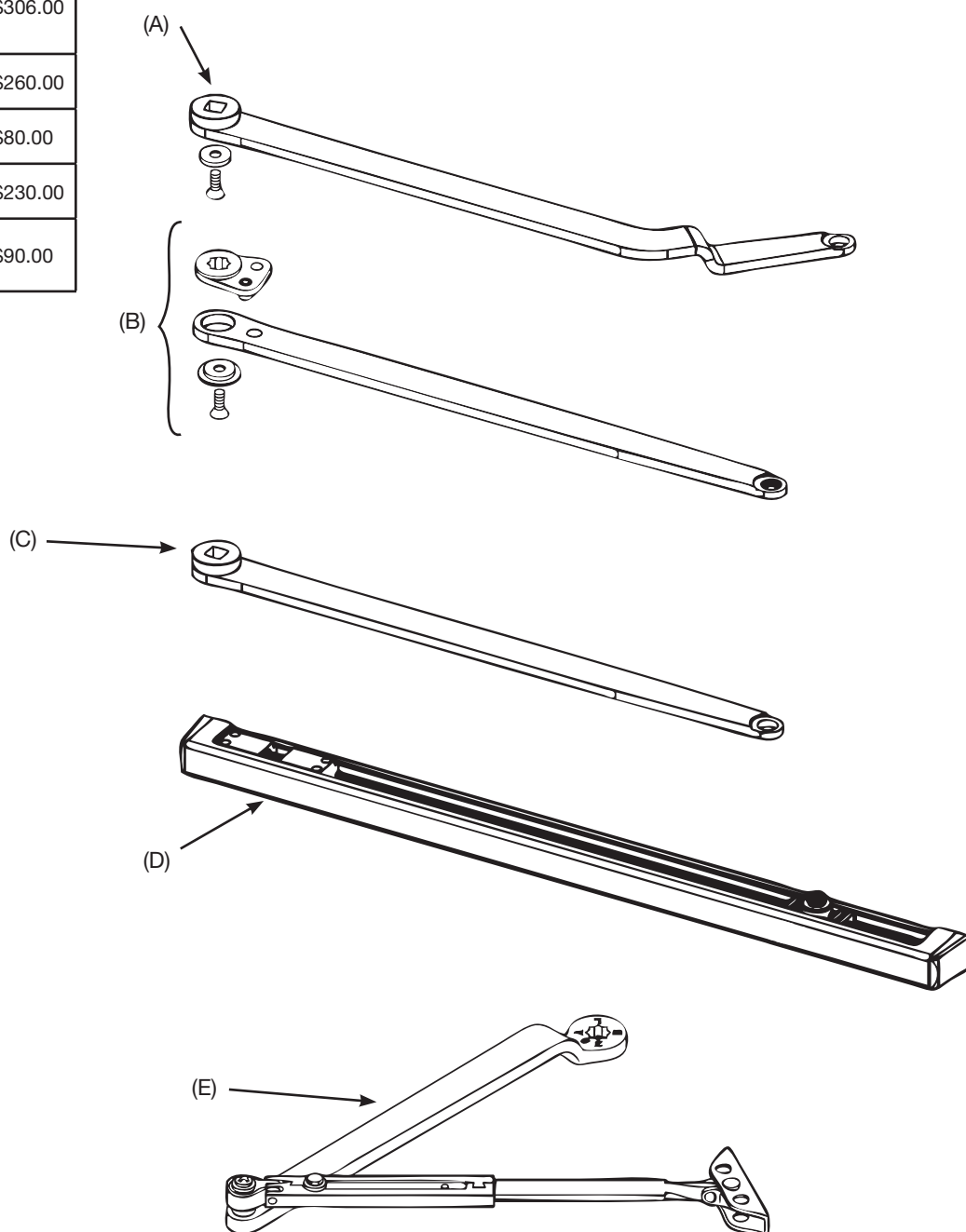
(A) Deep Reveal Push Side Arm 550789-*	\$316.00
(B) Push Side Arm 550136K*	\$185.00
(C) Pull Side Arm 550120K-*	\$185.00
(D) Door Pivot Bracket (Used with 0602/2602 models) 565118T689	\$42.80
(E) PA Bracket (Used with 0602/2602 models) 40-1600-0450-078	\$25.30
(F) Arm (used with 0602/2602 models) 20-7700-0192-*	\$95.00



*specify finish

SMOK-CHEK® VI

(A) Double Egress Pull Side 15-7200-0517-* (RH) 15-7200-0518-* (LH)	\$306.00
(B) Free Swing Arm 15-7200-0516-*	\$260.00
(C) Pull Side Arm 15-7200-0515-*	\$80.00
(D) Pull Side Track 15-7200-0514-*	\$230.00
(E) Push Side Arm 15-7200-0505-*	\$90.00




Sex Bolt Package 15-7200-0382-*	\$7.90
------------------------------------	--------

**specify finish*

ASSA ABLOY

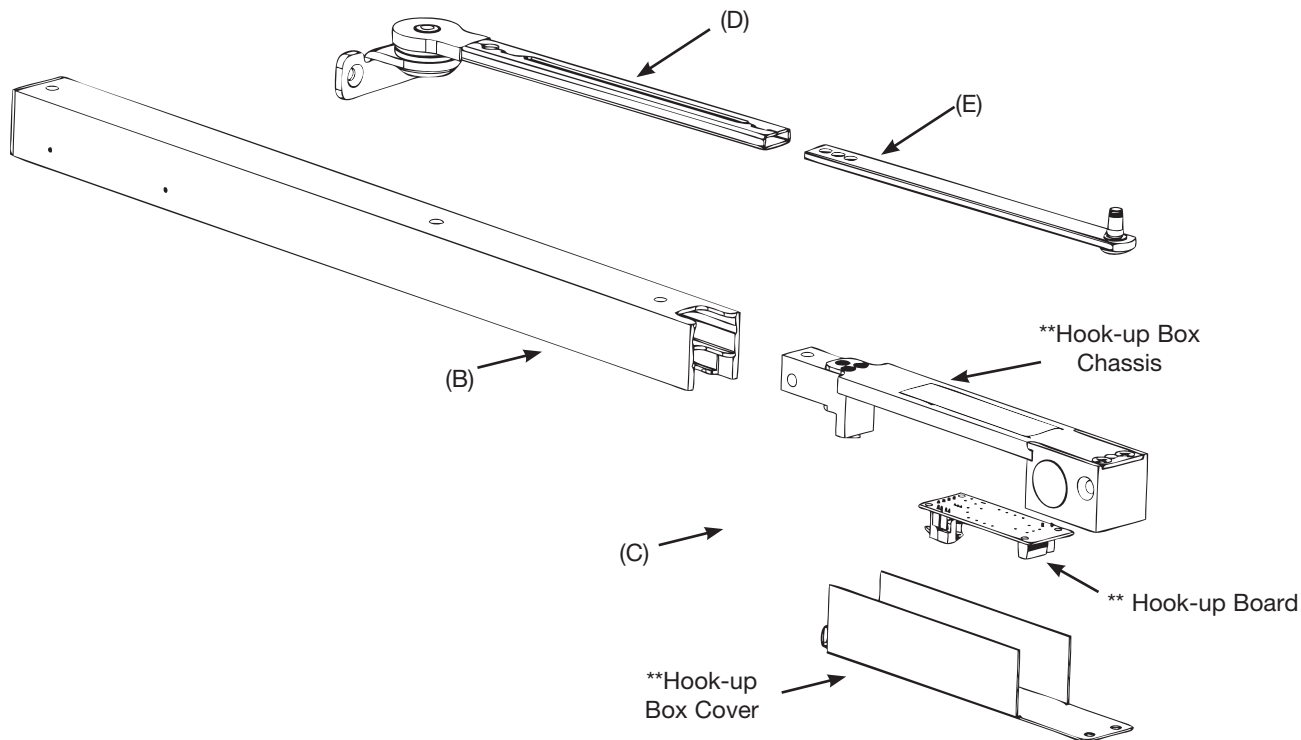
The global leader in
door opening solutions

Rixson Electrified
Closers and Holders



Rixson Electrified Closers and Holders

Models 99-726 and 99-926



Slider Assembly (not visible) 20-0099-0337-500	\$72.00
(B) Channel (for 99-726) 20-0099-0608-* (24V)	\$371.00
(B) Channel (for 99-926) 20-0099-0609-* (24V)	\$371.00
(C) Hook-Up Box Assembly (for 99-726) 20-0099-0604-* (24V) 20-0099-0605-* (120V)	\$166.00
(C) Hook-Up Box Assembly (for 99-926) 20-0099-0600-* (24V) 20-0099-0601-* (120V)	\$147.00
(D) Arm Bracket & Tube 20-0099-0516-*	\$117.00
(E) Adjusting Rod 20-0099-0343-*	\$30.40

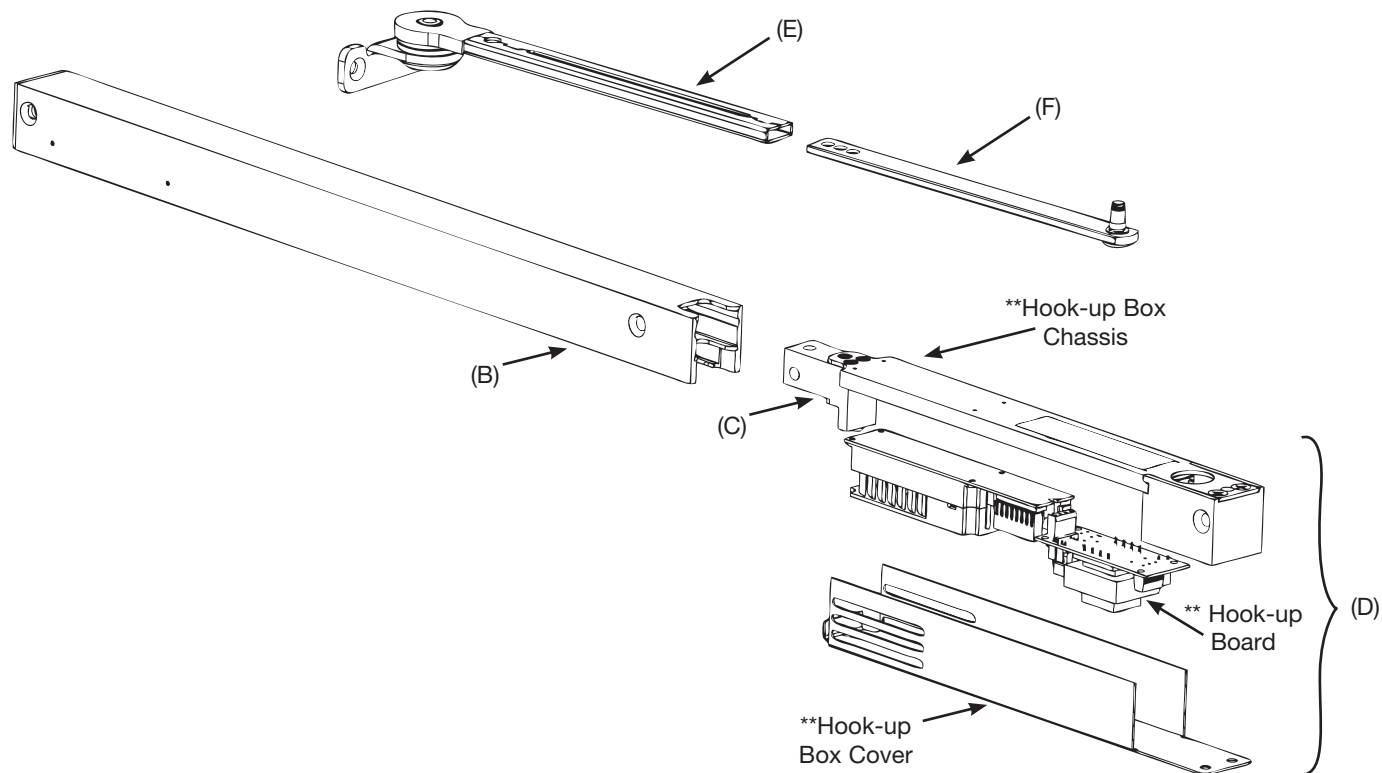
Screw Kit 20-0040-0534-*	\$27.80
-----------------------------	---------

* = specify finish

** = not sold separately. Part of hook-up box assembly

*specify finish

Models 99-626 and 99-826



Slider Assembly (not visible) 20-0099-0337-500	\$72.00
(B) Channel (for 99-626) 20-0099-0608-*	\$371.00
(B) Channel (for 99-826) 20-0099-0609-*	\$371.00
(C) Detector 20-0099-0610-500	\$199.00
(D) Hook-Up Box Assembly (for 99-626) 20-0099-0606-* (24V) 20-0099-0607-* (120V)	\$262.00
(D) Hook-Up Box Assembly (for 99-826) 20-0099-0602-* (24V) 20-0099-0603-* (120V)	\$212.00
(E) Arm Bracket & Tube 20-0099-0516-*	\$117.00
(F) Adjusting Rod 20-0099-0343-*	\$30.40

Screw Kit 20-0040-0534-*	\$27.80
-----------------------------	---------

* = specify finish

** = not sold separately. Part of hook-up box assembly

ASSA ABLOY is the global leader in door opening solutions, dedicated to satisfying end-user needs for security, safety and convenience

ASSA ABLOY

NORTON | RIXSON

Norton Door Controls
3000 Highway 74 East
Monroe, NC 28112
1.877.974.2255
www.nortondoorcontrols.com

ASSA ABLOY Door Security Solutions Canada
160 Four Valley Drive, Vaughan, ON L4K 4T9
Tel: 800.461.3007
Fax: 800.461.8989
www.assaabloydss.ca

Rixson Specialty Door Controls
3000 Highway 74 East
Monroe, NC 28112
1.800.457.5670
www.rixson.com

Norton®, Power Track®, Unitrol®, CloserPlus®, Tri-Style®, ADAEZ®, PowerMatic® and SafeZone® are registered trademarks of Yale Security Inc., an ASSA ABLOY Group company. CloserPlus Spring™ and Executive™ are trademarks of Yale Security Inc., an ASSA ABLOY Group company. Other products' brand names may be trademarks or registered trademarks of their respective owners and are mentioned for reference purposes only. These materials are protected under U.S. copyright laws. All contents current at time of publication.

Norton is a brand associated with Yale Security Inc., an ASSA ABLOY Group company. Copyright © 2019, Yale Security Inc., an ASSA ABLOY Group company. All rights reserved. Reproduction in whole or in part without the express written permission of Yale Security Inc. is prohibited.

Rixson and Design®, Uni-Chek®, Smok-Check®, Duo-Chek® and Checkmate® are registered trademarks of Yale Security Inc., an ASSA ABLOY Group company.

Other products' brand names may be trademarks or registered trademarks of their respective owners and are mentioned for reference purposes only. These materials are protected under U.S. copyright laws. All contents current at time of publication. Copyright©2002-2019, Yale Security Inc., an ASSA ABLOY Group company. All rights reserved. Reproduction in whole or in part without the express written permission of Yale Security, Inc. is prohibited.

Copyright © 2019 ASSA ABLOY Sales and Marketing Group Inc.; all rights reserved. Reproduction in whole or in part without the express written permission of ASSA ABLOY Sales and Marketing Group Inc. is prohibited.