



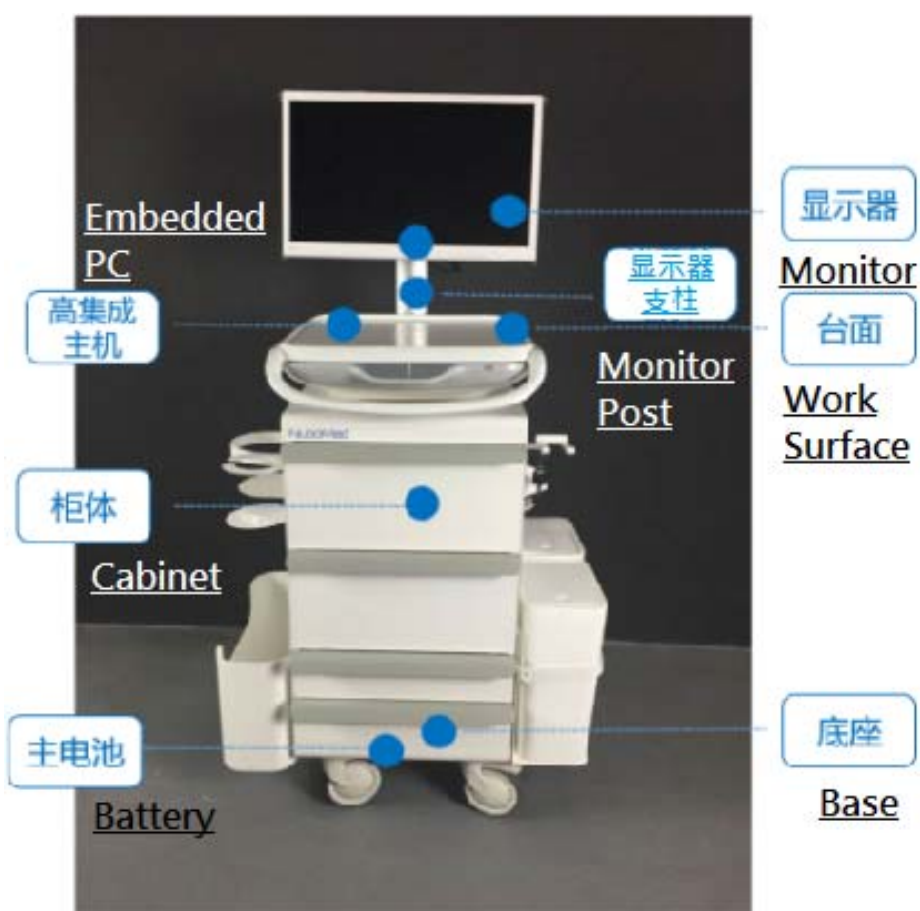
Shenzhen Nubomed Technology Co., Ltd.
Tangtou 1st Rd., Skyworth Innovation Valley #5,
Building C, 6F, Shiyan, Baoan, Shenzhen
Tel: 755-33079022 Fax: 0755-36693461 Ext 806
www.nubomed.com

Nubomed Mobile Medical Cart S3000 Series User Manual



1 . Introduction

NuboMed Mobile Workstation was specifically designed for the Medical professionals; incorporated with embedded PC, wireless communication module, intelligent power management, and mobile management technology. It's suitable for various of bedside working environments, whether it be outpatient, emergency room, surgical or ICU and inpatient areas. It makes mobile rounds, nursing, supervision, detection and monitoring a reality for the medical personnel.






Disclaimer: product can be customized, actual unit may vary in configuration.

2 . Instruction

a. Power On/Off



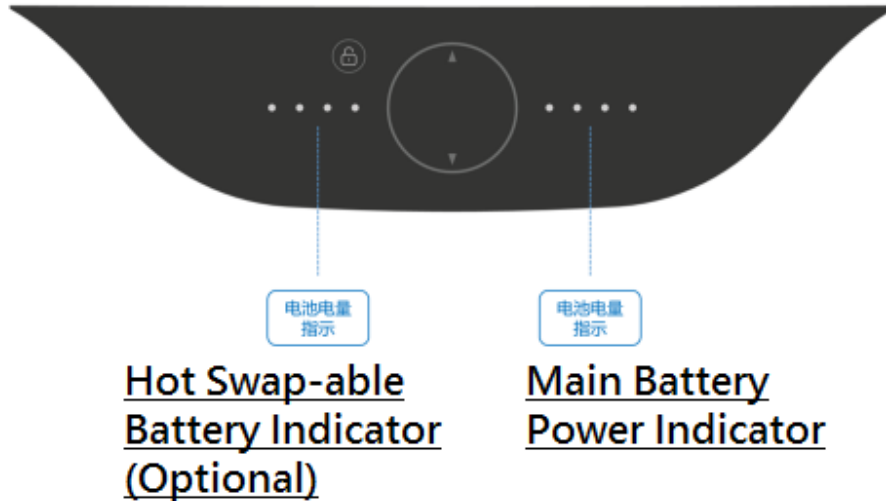
Power On :

To turn on the workstation, press and hold the power button for 2 sec. Power indicators will be lit and PC will be turned on ;

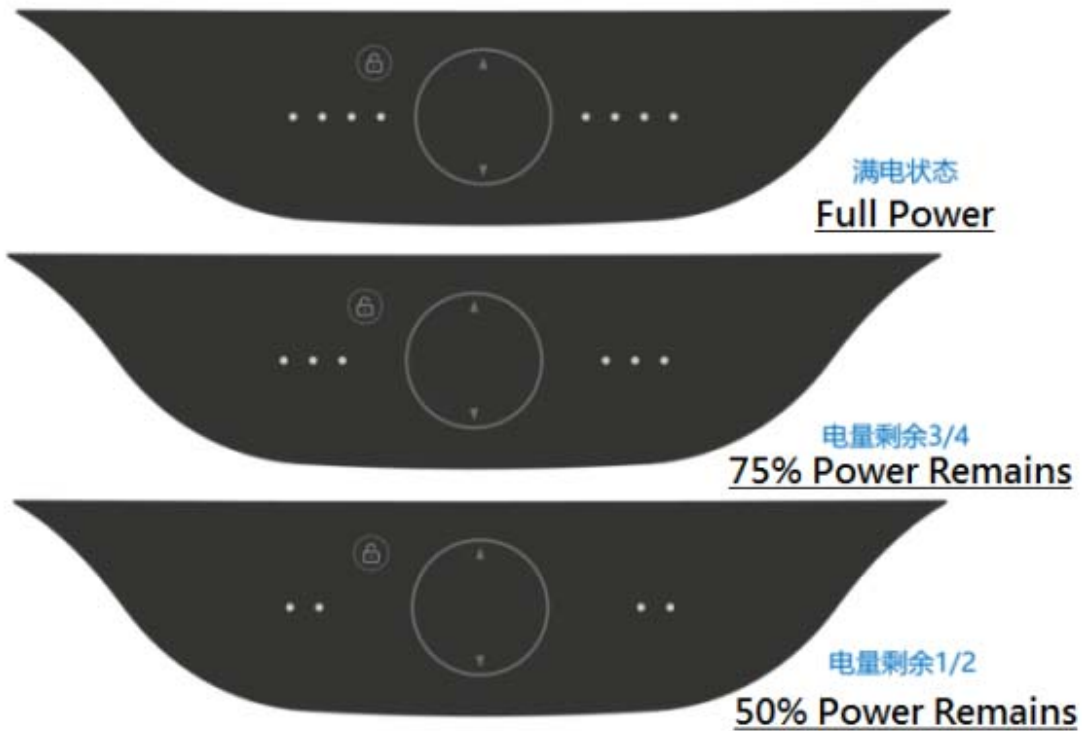
Power Off :

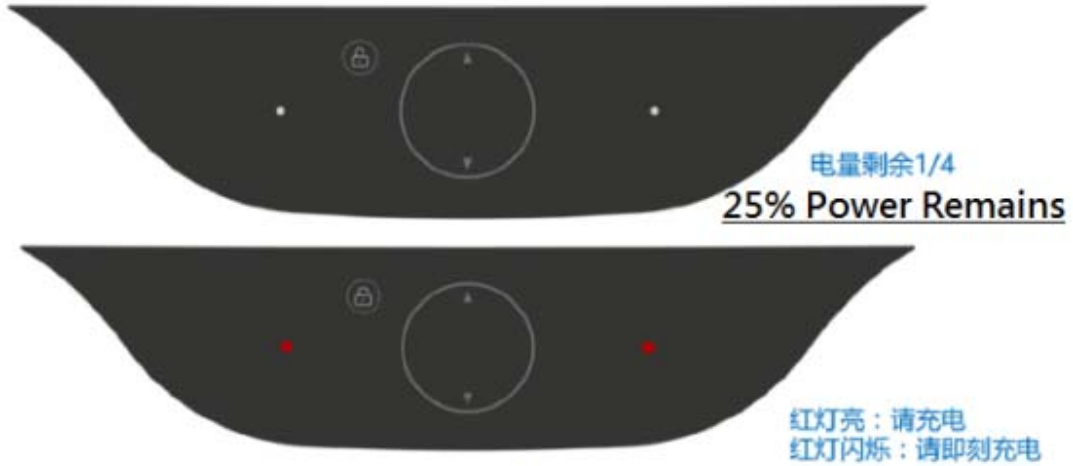
To turn off the workstation, press and hold the power button for 2 sec. Power indicators will be shut off and PC will be shut off.

b. Intelligent Control/Display Panel



If unit is without the optional hot swap-able battery, both indicator shows the remaining power of the main battery.






Red Light On: Please Charge
Red Light Flickers: Charge
Immediately to prevent power loss

Note: When the red light turns on, please charge the unit. When red light disappears, it indicates the battery is over 7% charged. While charging, indicator lights will flicker. When charging completes, indicator lights will remain lit. When red light flickers, please charge immediately to prevent computer shut down.

c. Cabinet and Accessories



The cabinet body was made of aluminum alloy, which is anti-abrasion, anti-rust and anti-corrosion. Handles are smooth and the drawers are all equipped with auto retraction track. Standard model comes with 4 drawers. Consumable supplies such as syringes, cotton swab, medicines can be stored in the 10 cm height drawers. Infusion pouches, large size items can be stored in the 20 cm height drawers. All drawer placement and size can be customized per customer request. Drawers can be secured with the locking mechanism on the right.



Actual Accessories shape and size can be custom made per customer request

d. Lockable Caster

Two front casters come with braking mechanism, press down to lock the caster, lift up to unlock.



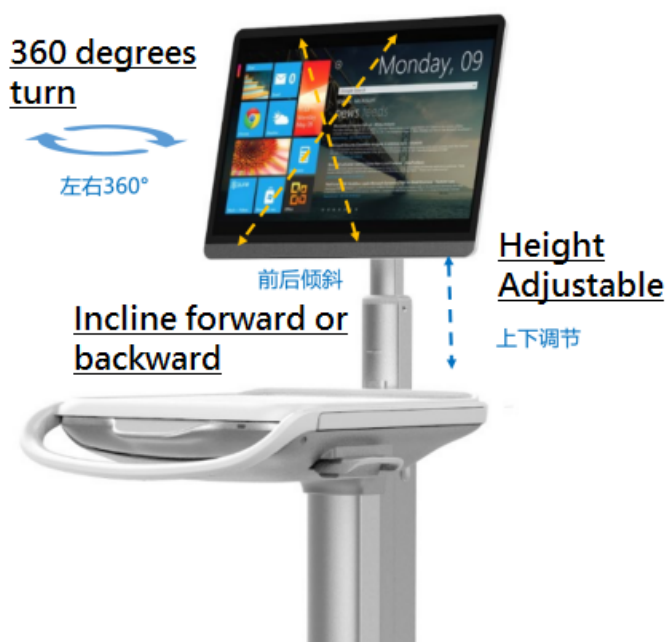
e. Expandable Work Surface

Push inwards slightly to pop out the extra work surface; Push inwards to lock the surface back in.



f. Monitor Adjustment

Positions of the LED Monitor can be adjusted up or down, 360 degrees and leans forwards or backward



Height Adjustment: Press down or lift upwards to adjust height
360 degrees turn: turn left or right to adjust
Inclines forward or backward



Shenzhen Nubomed Technology Co., Ltd.
Tangtou 1st Rd., Skyworth Innovation Valley #5,
Building C, 6F, Shiyan, Baoan, Shenzhen
Tel: 755-33079022 Fax: 0755-36693461 Ext 806
www.nubomed.com

3 . Attentions

Service

Please do not tamper with the work station by unscrew and open up the enclosure in any way without the specific instruction and authorization by Nubomed personnel. Only authorized and trained Nubomed service personnel are to repair the unit.

Electrical Shock Warning

Nubomed workstation is an electrical computer equipment with the potential of creating hazardous electrical shock to human. Please do not tamper with product without proper Nubomed authorization.

Please do NOT operate the unit in or close to any liquid

If the workstation is doused with any liquid, please unplug or shut down the unit immediately and do NOT turn back on until dry.

Initial Start Up Mode

Please charge continuously for 24 hours before first time usage to ensure the maximum output and extend the life of the battery.

Storage

Please keep the workstation in a well ventilated, dry, room temperature area without any corrosive substance nearby. Do Not store lying down, upside down or on top of one another.
If the unit are to be sitting idle without usage for an extended periods of time, please disconnect the unit from any power source, do not keep it on charge mode. Please also ensure to recharge every month to prevent the battery from damage.



Shenzhen NuboMed Technology Co., Ltd.
 Tangtou 1st Rd., Skyworth Innovation Valley #5,
 Building C, 6F, Shiyan, Baoan, Shenzhen
 Tel: 755-33079022 Fax: 0755-36693461 Ext 806
www.nubomed.com

4 . Troubleshoot

Symptom	Analysis	Solution
System won't turn on	System was not used for extended periods of time, battery is locked into dormant mode	Charge the unit for 24 hours and try again
System won't charge	Power plug was not plugged in properly or was not plugged into a 220V wall plug	Unplug the connector or try a different 220V wall plug
System turned on but shows a black screen or without signals	LED monitor might be turned off, or either one of the power/HDMI/VGA/DVI cables are not properly connected	Turn the LED on by pressing the power button / reconnect all the cables
Computer won't boot into the operating system	System files damaged or lost	Please contact your IT personnel to reload the system and or install anti-virus software
	Possible Virus issues	
Won't connect to the wireless network	Problem with the wireless network	Please contact your IT personnel to reset or repair the wireless network
	Wifi Network Card was off	Turn back on the wireless network hardware
	Wifi password was incorrect	Please contact your IT personnel to confirm the password
	Network requires a fixed MAC address or allocate an IP	Please contact your IT personnel
Unit height cannot be adjusted	Height adjustment function was locked	Power lift: please follow the instruction to disable the accidental touch feature by touching the unlock button
		Manual Lift: make sure the adjustment handle was pulled upwards before lifting or pushing downwards
Workstation won't stay put in place	Caster lock was not used	Push down the caster lock to activate

If problem persists, Please contact your IT personnel or NuboMed service personnel

5. Packing List

Name	Quantity
Mobile Workstation and accessories	1 unit
LED Monitor and cables	1 set
User Manual	1 copy
Product Inspection and Warranty Certificate	1 copy
Tools	1 set



Shenzhen Nubomed Technology Co., Ltd.
Tangtou 1st Rd., Skyworth Innovation Valley #5,
Building C, 6F, Shiyan, Baoan, Shenzhen
Tel: 755-33079022 Fax: 0755-36693461 Ext 806
www.nubomed.com

FCC Warning

This device complies with Part 15 of the FCC Rules. Operation is subject to the following two conditions:
(1) This device may not cause harmful interference, and (2) this device must accept any interference received, including interference that may cause undesired operation.

NOTE 1: This equipment has been tested and found to comply with the limits for a Class B digital device, pursuant to part 15 of the FCC Rules. These limits are designed to provide reasonable protection against harmful interference in a residential installation. This equipment generates, uses and can radiate radio frequency energy and, if not installed and used in accordance with the instructions, may cause harmful interference to radio communications. However, there is no guarantee that interference will not occur in a particular installation. If this equipment does cause harmful interference to radio or television reception, which can be determined by turning the equipment off and on, the user is encouraged to try to correct the interference by one or more of the following measures:

- Reorient or relocate the receiving antenna.
- Increase the separation between the equipment and receiver.
- Connect the equipment into an outlet on a circuit different from that to which the receiver is connected.
- Consult the dealer or an experienced radio/TV technician for help.

NOTE 2: Any changes or modifications to this unit not expressly approved by the party responsible for compliance could void the user's authority to operate the equipment.

Shenzhen Nubomed Technology Co., Ltd. (Trademark)
www.nubomed.com



Official Wechat Channel: Nubomed

Service Hot Line: 0755-33079022