





Model W1WT

Transmitter Programming Guide

These transmitters makes use of icons (symbols) to identify the reaction your security system/keyless entry/and or remote start system, where applicable, will have when any icon (button) is pressed. These icons are programmed at time of installation to meet the needs of the individual and to complement the vehicle that the system is installed in. To replace a transmitter or add transmitters, please follow the programming instructions listed on the pages of this manual.

BUTTON	RECEIVER CHANNEL	SYSTEM FUNCTION
	1	Lock And Arm Alarm, also initiate and terminates *Panic
	2	Unlock And Disarm, also initiates and terminates *Panic. Programmable to unlock drivers door and or all doors.
	3	Pulsed or switched output to control Remote Trunk Release or optional device connected to channel 3.
	3	When pressed and release two times, will provide pulsed output or activate the Remote Start option when installed.
A	4	When so equipped, this button can be used to operate an optional device connected to channel 4.
	5	When so equipped, any combination of buttons can be used to operate an optional device which may be connected to channel 5.

* Where So Equipped

This device complies with part 15 of the FCC rules. Operation is subject to the following two conditions.
(1) This device may not cause harmful interference, and
(2) This device must accept any interference received, including interference that may cause undesired operation.

Per FCC 15.21, you are cautioned that changes or modifications not expressly approved by the part responsible for compliance could void the user ' s authority to operate the equipment.