


NuTone®

Electronic, Communication, and Music System Selection and Installation Guide



- Voice/Music Intercoms
- Voice Intercoms
- Music Distribution Systems

**Building Solutions
for Today's Lifestyles**

How to use this Guide

NuTone offers a wide selection of electronic, communication, and music systems that feature a wide range of benefits; from the distribution of hi-fi music with intercom to a system that features intercom only. These systems will satisfy a wide range of needs and budgets.

Use this guide to make your final decision on the system that best meets your needs. Once that decision is made, this manual can help you choose the accessories, speakers, and cable you'll need to complete your system and plan your installation. NuTone intercoms and accessories ship complete with detailed instructions to make the installation and your enjoyment of the system, a pleasure.

Table of Contents

Choosing Your NuTone System	3
Features Chart	4
Features Explained	5-7
Options	8
 Planning Your Installation	
Wiring Your System	9
Locating Your Master, Speakers and other Accessories	10-11
 System Diagrams	
IM-5000 Series	12-13
IM-4406 Series	14-15
IM-3303 Series	16-17
IM-3204 Series	18-19
IMA-516 Series	20-21
IK-15 & IK-25 Door Com	22-23
 Dimensions for Rough-Ins and Trim	Back Cover

Choosing Your NuTone System

1

Select your NuTone system

IK-15/25	Door Intercom
IMA-516	Intercom
IM-3204WH	Basic Music Intercom
IM-3303	Deluxe Music Intercom
IM-4406	Premium Music Intercom with CD Player
IM-5000	Selective Call Intercom

.....

2

Select your options

Cassette Player	Door Release
Door Chime	Audio Input Plate

.....

3

Select your NuTone systems and controls

Typically, the master unit is installed in the kitchen. NuTone recommends a speaker in each of the following rooms: living room, media room, family room, each bedroom, dining room, each outside door, garage, basement, patio/deck, kitchen (when master is not installed in kitchen) and master bath (which allows you to step out of the shower and easily answer the door).

.....

4

Select your installation accessories

Choose the installation accessories you will need to install your master and speakers. These include recessed or surface mount wall housings, mounting brackets and cable.

.....

5

Install and enjoy your new NuTone system

Illustrated instructions and owner's manuals are included with each unit.

NuTone System Features

Not all units have the same features. To find out more about each unit's features, locate the corresponding description on the following pages.

FEATURES	COLOR		MODEL			
	BISCUIT:	—	IM-4406L	IM-3303L	—	—
	BLACK:	—	IM-4406BL	—	—	—
	WHITE:	IM-5000	IM-4406WH	IM-3303WH	IM-3204WH	IMA-516
A. Music/Intercom Speaker Capacity		20	9*	13	6	10
B. Door Speaker Capacity		3	3	3	3	2
C. Number of Room Selector Switches			9*	9	6	
D. Music Muting during Intercom or Chime		●	●	●	●	Intrcm Only
E. Constant-On 24-Hour Intercom		●	●	●	●	●
F. Monitors Room Speaker		●	●	●	●	●
G. Selective Call		●				
H. Room-to-Rooms Intercom (All Call)		●	●	●	●	●
I. Room-to-Doors Intercom		●	●	●	●	●
J. Number of Wires in Speaker Cable		6	6	3	4	6
K. "Hands Free" Answering		●	●	●**		
L. Intercom Only Switch Setting			●	●		
M. One Button Door Answering		●	●	●	●	●
N. AM/FM Radio Built In			●	●	●	
O. Built-in CD Player			●			
P. Electronic Tuning			●	●	●	
Q. Remote Radio On/Off, Memory Control			●	●	●	
R. Station "Recall" Memory			12	12	8	
S. Tape, CD and/or Aux. Inputs		1	2	2	1	1
T. Separate Bass/Treble Tone Controls			●	●	●	
U. Loudness Control			●	●	●	
V1. Tune Selectable Chime Option (10 choices) Available		●	●	●	●	
V2. Westminster Chime Option (8, 2, 1 note) Available		●	●	●	●	
V3. External Chime Option		●	●	●		●
W. Master Unit Color Choices		1	3	2	1	1
X. Digital Clock			●	●		
Y. Digital CLock Can Turn Radio On & Off			●	●		
Z. Time and Radio Memory Backup (Up to)			30 hours	30 hours		
AA. Lighted Function Display			●	●		
BB. Self Diagnostic Troubleshooting Circuitry			●	●	●	
CC. Built-In Surge Protector		●	●	●	●	●
DD. Privacy Switch on Intercom Speakers		●	●			
EE. End Call Button		●	●	●	●	
* Up to 15 speakers with addition of IA-440 Expansion Module						
** Calls made from master						

Music Intercom Features Explained

A. Music/Intercom Speaker Capacity

The number of rooms you can have intercom communications and play music in depends on the number of intercom speakers you can put on the system.

B. Door Speaker Capacity

All NuTone music/intercom and intercom systems can handle three doors except the IMA-516 which can handle up to two door speakers.

C. Number of Room Selector Switches

Room selector switches allow you to choose what is sent to each room speaker. The room switch can be set to one of four settings:

1. Radio Intercom
2. Intercom Only
3. Monitor
4. Off

Why would you have a speaker switch set to anything other than the first - *Radio Intercom*? Well, if you're an early riser, you may want to set the bedrooms to *Intercom Only*. That way you can play music and not disturb your sleeping children or spouse. The *Monitor* setting allows you to monitor rooms and broadcast the sound from the monitored room through the rest of the intercom speakers inside and out. *Off* setting turns off all intercom, music, and chime sounds to the room.

The IM-4406 and IM-3303 systems have these four switch options. The IM-3204 has *Radio Intercom*, *Off* and *Monitor*. Monitor, intercom, and music control features for the IMA-516 and IM-5000 are located directly on the room speakers.

D. Music Muting during Intercom or Chime

During intercom, the music is muted allowing for clear voice communication. The music is also muted when the chime button is pushed.

E. Constant-On 24 hour Intercom

The intercom is always on. You can use the intercom function at a moment's notice.

F. Monitors Room Speaker

On radio/intercom units, position room selector switch at the master to *Monitor* to instantly check on a room. On the IMA-516 and IM-5000, press the "TALK LOCK/MONITOR" button on the room speaker.

G. Selective Call

Selective intercom calling is available on the IM-5000. To make a selective call, first enter the two-digit room number corresponding to the room you wish to call. After the second digit is pressed, a call tone is heard at both stations to indicate a call is being made and intercom audio from the called station is heard. To talk to the selected room, simply press the "TALK" button. To hear the reply, simply release the "TALK" button.

H. Room to Rooms (All Call) Intercom

Press a button in any room to speak to the other rooms. Most NuTone intercom systems are "all room" intercom systems. This means that when you press the talk button you speak to all rooms that have intercom speakers. Our IM-5000 is both an "all call" and "selective call" system. With this system, you can specifically call one room from another. A selective call intercom system is well suited to business installations like dentist or doctor's offices or other small businesses. One advantage to an "all room" system is that often when calling an individual, particularly children, they may have moved from one room to another. With a NuTone "all call" intercom you'll immediately be able to communicate with the individual.

Music Intercom Features Explained

I. Room to Doors Intercom

Press the door talk button on a room speaker to speak with a visitor at the door. Release to hear the reply.

J. Number of wires in Intercom Speaker Cable

If you wish to replace an existing Music/Intercom to take advantage of updated styling and new features, you need to be aware of the cable used to wire the system you're replacing. If you can, you'll want to use the cable already in the wall. In most cases, a current NuTone 3-wire system can replace an older 3-wire system, 4-wire replace 4-wire, etc. You may also be able to replace a different brand intercom with a NuTone system. Our Technical Support Group would be pleased to help you determine your options, please phone us at 888-336-6151, or fax us at 513-527-5122.

Please have the brand, model number, number of speakers, number of wires and any other details you may have on your system available when you call.

K. "Hands Free" Answering

Ideal for the couch potato in all of us. The person being called doesn't have to rise from the chair to answer. In systems without the "Hands Free" circuitry, the person being called needs to go to the intercom speaker and press a button to respond. On IM-5000 and IM-4406, all calls from master or any speaker are "Hands Free". On IM-3303, only calls from the master are "Hands Free".

L. Intercom Only Switch Settings

If you're an early riser, you may want to set the bedrooms to Intercom only. That way you can play music and not disturb your sleeping children or spouse.

M. One Button Door Answering

To answer the door, you press one button to speak to the visitor, release the button to listen to their response. All NuTone systems offer one button door answering. In some systems you press one

button to speak, another button to listen. One button door answering is more convenient because you are less likely to miss part of your visitor's response. It is not dependent on how quickly you press the second button to listen.

N. AM/FM Radio

O. CD Player

Many of our intercoms have built-in AM/FM radios so you can enjoy your favorite radio station throughout your home. Model IM-4406 has a built-in CD Player.

P. Electronic Tuning

Allows for easy, accurate tuning of your favorite radio station.

Q. Remote Radio On/Off, Memory Control

Radio operation can be controlled from any intercom speaker. Press the "RADIO CONTROL/END CALL" button at any intercom speaker for 2 seconds to turn the radio ON. To turn the radio OFF, again, press the "RADIO CONTROL/END CALL" button for 2 seconds. To sequence through each programmed radio memory channel, momentarily press the "RADIO CONTROL/END CALL" button.

R. Station "Recall" Memory

Program your favorite stations into memory for easy recall later.

S. Aux Audio Input(s)

The master has audio input(s) allowing you to add a NuTone Cassette player, to patch in the audio from your multi-disc CD player or home theater for broadcast throughout your home.

Music Intercom Features Explained

T. Bass/Treble Controls

Tone controls allow you to fine tune the music output. NuTone music intercom systems have separate bass and treble controls.

U. Loudness Control

When activated, the loudness control boosts the bass and treble response during low volume use.

V1. Tune Selectable Chime Option

The IA-29 chime module offers 10 different tunes plus Westminster chime. To select a different tune, press the tune change switch through the tune change access hole located on the master panel. Also includes a two and one note chime sound for the side and rear doors. Module mounts and plugs into master unit.

V2. Westminster Chime Option

The IA-28 chime module offers a Westminster chime sound for the front door, and a two/one note chime for the side and rear doors. Module mounts and plugs into master unit.

V3. External Chime Option

Most NuTone electronic chime models can be connected to the master unit to allow chime sound to be heard over the room speakers.

The addition of a chime module or NuTone electronic chime to your NuTone intercom system ensures you'll never miss a guest again by sounding the chime through all intercom speakers that are turned on.

W. Color Choices

All NuTone intercoms are available in white. Some are also available in black and biscuit. Our cassette player is available in white. Speakers are available in white. Some speaker models are available in biscuit, black or brown. Door speakers are available in antique brass, bright brass, white or brown.

X. Digital Clock

The IM-3303 and IM-4406 music intercoms feature a built-in digital clock.

Y. Digital Clock can turn Radio on and off

The Music Intercom system can be used as a whole house alarm clock. Set the clock to turn music on in the morning and have it gently wake your children. The digital clock can also be used as a sleep timer to turn music off at a certain time. This feature also can be used as a deterrent to intruders. The timer can be set to turn music on while you are away - making a thief think you are there, discouraging them from entering your home.

Z. Time and Radio Backup

A built-in electrical backup system maintains your time and radio memory channels up to 30 hours during a power outage.

AA. Lighted Function Display

The lighted digital display is easy to read day or night.

BB. Self Diagnostic Troubleshooting Circuitry

For proper performance and operation of an Intercom, it is important that all wires are securely attached to the proper terminal. Otherwise, certain features of the intercom may not work, there could be humming or no sound at all. NuTone's self diagnostic circuitry allows the installer to easily check the installation and if there is a misconnected wire, identify which room is affecting the system. This helps ensure that when the installer leaves, your system is operating as it was designed to.

CC. Built-in Surge Protection

Mov's and diode clamping circuitry help minimize the potential for damage to your NuTone music intercom system from line surges and electrical storms.

DD. Privacy Switch on Intercom Speakers

Switch on speaker can be used to turn off the ability to monitor that room. Ideal for master bedrooms and baths.

EE. End Call Button

Allows intercom call to be manually ended.

Options

Cassette Player

Auto reverse cassette player can play both sides of a tape over and over. Includes fast forward/rewind functions and a convenient tape storage area. Can be used with IMA-516, IM-3204, IM-3303, IM-4406 and IM-5000 series.

Music and Intercom 25 ohm Speakers

NuTone offers a wide selection of speaker options; wall-mount, ceiling-mount, indoor and outdoor speakers. To determine which speakers are available for your system, see the system diagrams in this guide.

Music Input Plate

Connect your existing music and TV audio components to a NuTone system. Allows you to follow the action of a sports event when you leave your home theater room by broadcasting the audio throughout your home. Can be used with IMA-516, IM-3204, IM-3303, IM-4406 and IM-5000 series.

Surface Mount Housings

Surface mount housings are available for most NuTone room speakers as well as door speakers. They make it a little easier installation as you do not have to cut an opening to recess mount the speaker. They are especially handy when you want to put a door speaker on a brick surface or if you want to have a speaker on a fire rated wall (typically this is the wall between an attached garage and the living space).

Chime

Never miss a guest again. Chime rings through every intercom speaker throughout your home. The NuTone IA-29 chime module offers the ability to easily select from ten different tunes for the front door and change them as your mood desires. Melody choices include: Westminster 8-notes, Westminster 4-notes, Anniversary Waltz, Beethoven's Fifth, Dixie, Greensleeves, Happy Birthday, Jingle Bells, Joy to the World, Mazel Tov, Oh Tannenbaum and the Star Spangled Banner. The second door rings two notes and the third door rings one note.

The IA-28 chime module plays 8-note Westminster for one door, two notes for second door and one note for a third door.

Wiring Your System


What Cable is Needed

VERY IMPORTANT - Use only NuTone intercom cable to wire NuTone intercom system. NuTone intercom cable is designed and constructed to electrical specifications necessary for satisfactory performance.

Use of “generic” cable can result in humming, interference and feedback in the installed system. After the house is finished, it will be time consuming and expensive to correct problems caused by use of the wrong cable. NuTone will not warranty systems where NuTone intercom cable is not used.

- On all models except the IMA-516 and IM-5000, you should plan a separate “home run” cable from the master housing to each individual speaker or volume control location. Do not loop cables from one speaker or volume control to another. Electronic feedback or poor system performance will result. Models IMA-516 and IM-5000 can have speakers “looped”. See IMA-516 and IM-5000 instruction sheets for details.
- Do not splice cables. Always install an uninterrupted cable from the master to the intercom speakers or volume controls and from the volume controls to the music speakers.
- Plan to keep cables 18 inches from fluorescent light fixtures, light or fan dimmer controls and any other wiring (electrical power, security system, etc.) to minimize risk of system interference.
- Plan cable routes away from metal (heating and air conditioning ducts, construction plates, etc.) or any other objects that may have sharp edges that could cause damage to the cables. If cables must be routed through metal, use rubber grommets in the holes to protect the cables.
- Cables installed outside the house are to be routed through PVC conduit to protect them from the elements. The cables are not constructed to be UV weatherproof.

Locating Your Components



Where to Install Master

Determine location of master with the following considerations:

- **Choose master location with regard to residents' lifestyle, either centrally located (living room, kitchen, central hallway, etc.) or securely located (master bedroom).**
- **Locate master in an accessible area. Do not locate closer than 2 inches to a corner, cabinet, counter top, etc.**
- **Do not locate master in an outside wall. Insulation and temperature changes may adversely affect unit's performance and life.**
- **Select a location that will not restrict wire routing from the speaker to the master.**

Where to Install Music Speaker Volume Controls

Select music speaker volume control location with the following considerations:

- Except for model IC-902, do not locate volume control in a sauna or outside. Extreme heat and moisture will adversely affect its performance and life.
- Locate volume control a minimum of 18 inches from fluorescent light fixtures, light or fan dimmer controls and other wiring (electrical power, security system, etc.) to minimize risk of system interference.
- Do not connect more than one speaker to a monaural volume control or one pair of speakers to a stereo volume control.

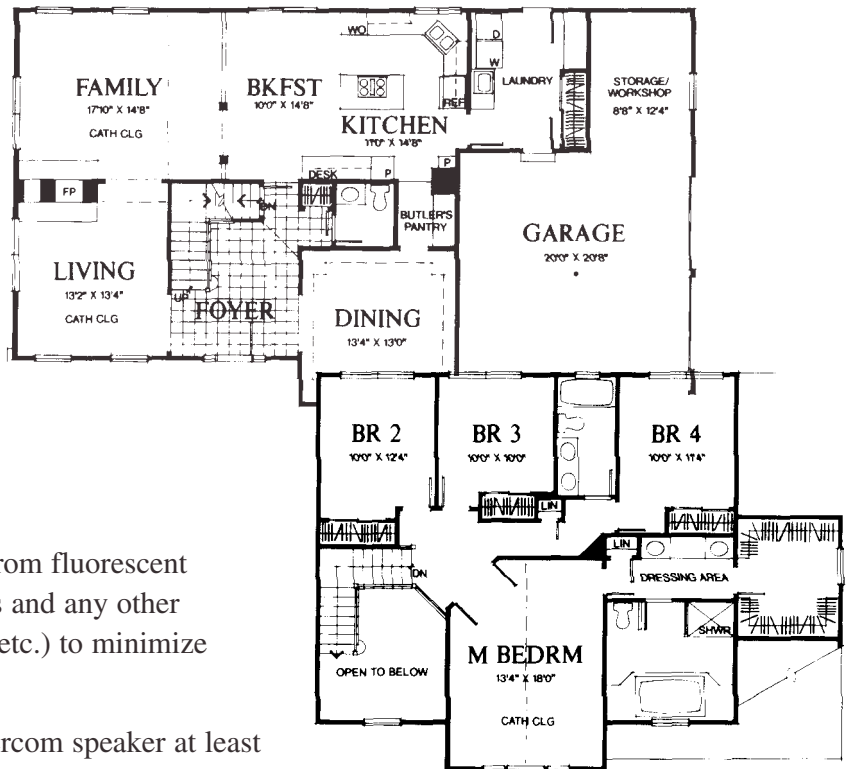
Where To Install Speakers

Typically, the master unit is installed in the kitchen. NuTone recommends a speaker in each of the following rooms:

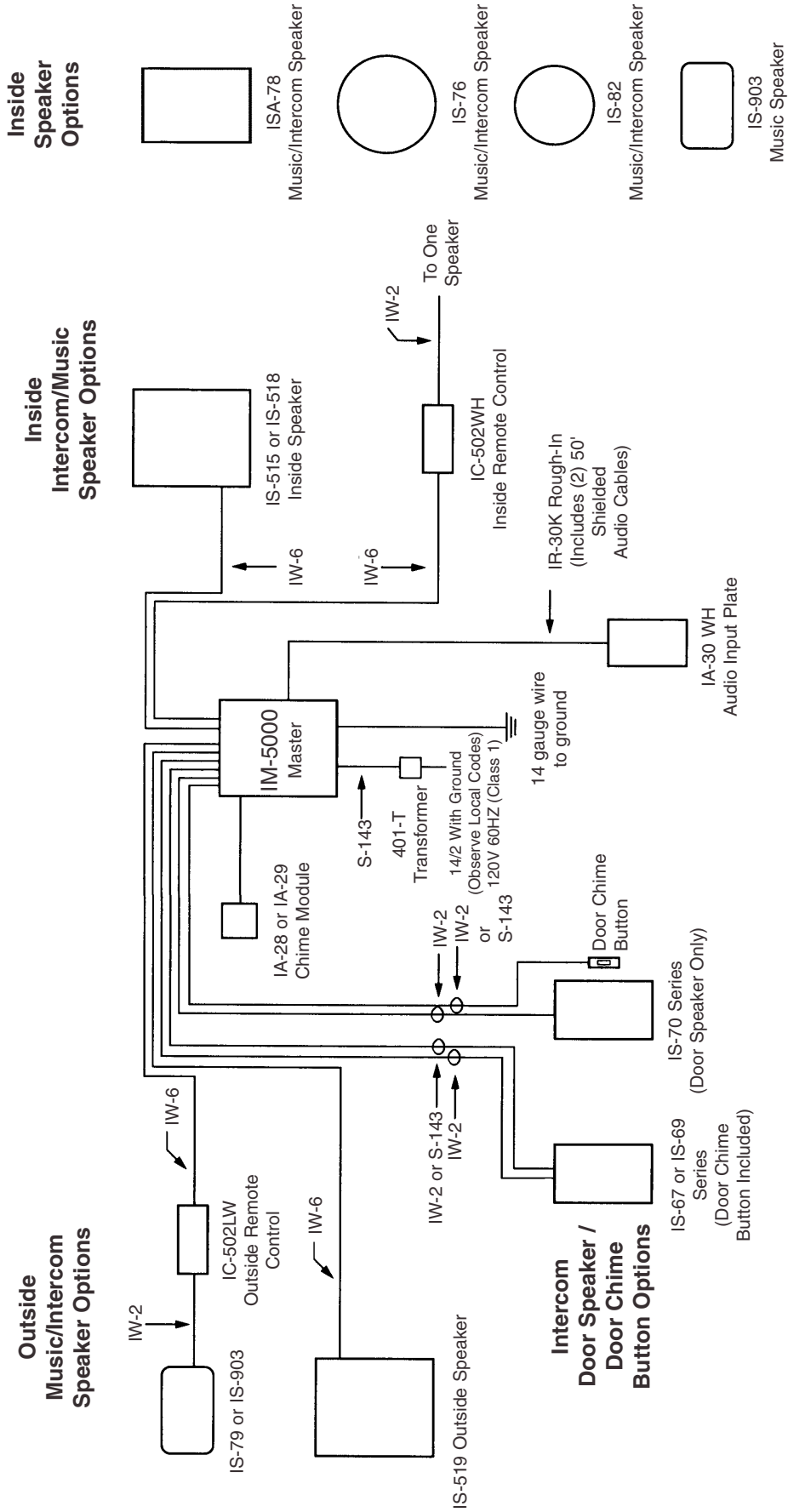
- | | | |
|---|---|---|
| <input checked="" type="checkbox"/> Living Room | <input checked="" type="checkbox"/> Media Room | <input checked="" type="checkbox"/> Family Room |
| <input checked="" type="checkbox"/> Bedrooms | <input checked="" type="checkbox"/> Dining Room | <input checked="" type="checkbox"/> Outside Doors |
| <input checked="" type="checkbox"/> Garage | <input checked="" type="checkbox"/> Basement | <input checked="" type="checkbox"/> Patio/Deck |
| <input checked="" type="checkbox"/> Laundry | <input checked="" type="checkbox"/> Kitchen (not if master is installed in kitchen) | <input checked="" type="checkbox"/> Master Bath (allows you to step out of the shower and easily answer the door) |

Select speaker location with the following considerations:

- Choose location where open doors or furniture will not cover the speakers.
- Do not locate speaker in an outside wall, except for speakers intended for outdoor use. Insulation and temperature changes may adversely affect the speaker's performance and life unless it has been designed for outdoor use.
- Do not locate speaker in a sauna. Extreme heat and moisture will adversely affect the speaker's performance and life.
- Locate speaker a minimum of 18 inches from fluorescent light fixtures, light or fan dimmer controls and any other wiring (electrical power, security system, etc.) to minimize risk of system interference.
- To avoid audio feedback noise, locate intercom speaker at least 10 feet from another intercom speaker and keep intercom speakers from directly facing each other or from being mounted within the same wall cavity. Never locate two intercom speakers in the same room.
- For optimum stereo separation, stereo music speakers should be located 6 to 10 feet apart. Ideally, you will also want to keep the speaker(s) 2 feet from any sidewall, ceiling or floor.
- Do not locate more than one speaker in a room except when installing the SR-9000 stereo receiver.



NuTone IM-5000 System Block Diagrams



CABLE MODEL NUMBER

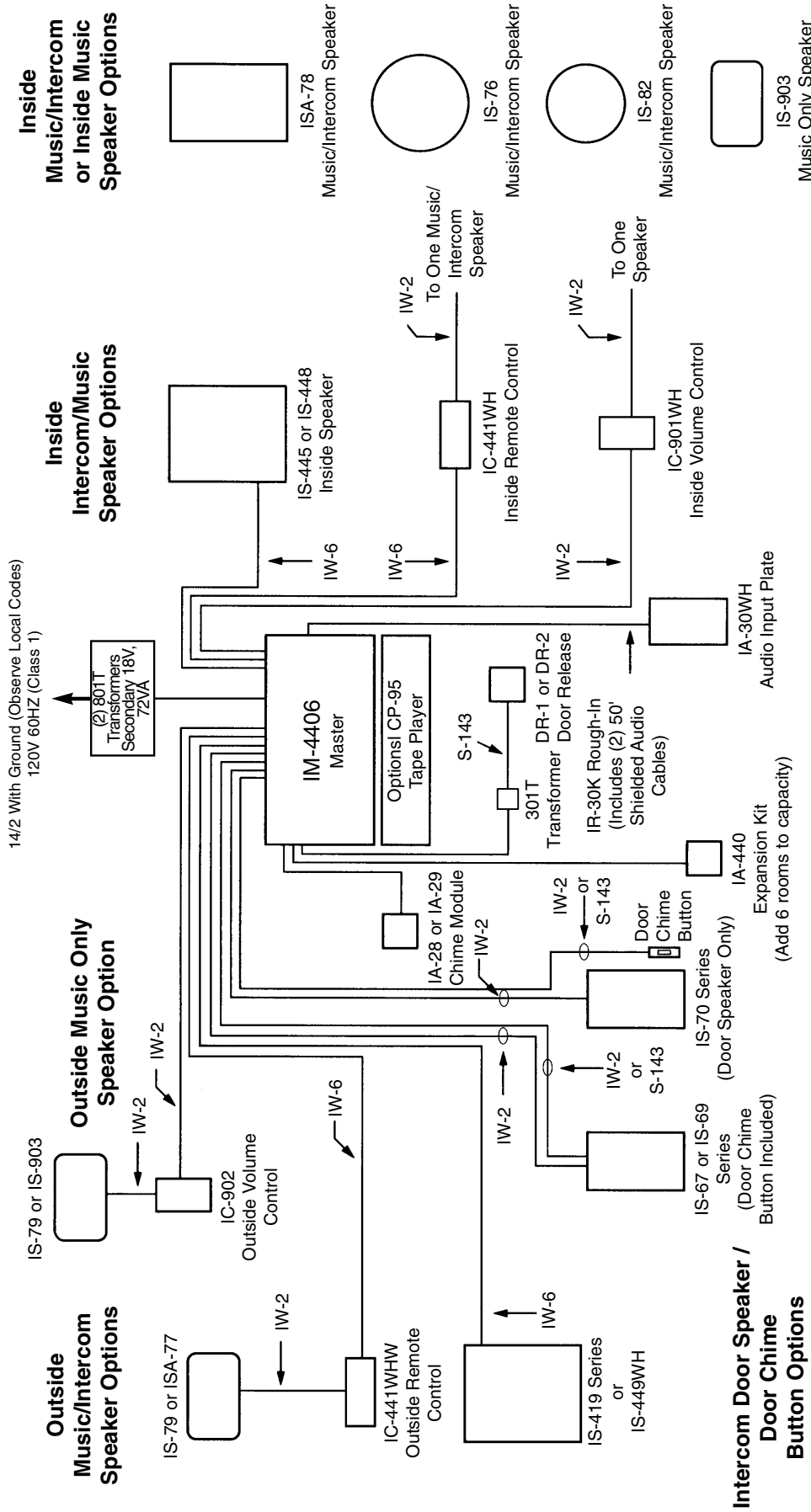
100 ft. Roll	200 ft. Roll	500 ft. Roll	1000 ft. Roll	DESCRIPTION	Max Length	Max System Length
IW-2-100		IW-2-500		2 Conductor Intercom Control Cable	25 Feet	500 Feet
IW-2-100-UL		IW-2-500-UL		UL Approved 2 Conductor Intercom Control Cable	25 Feet	500 Feet
IW-2-100		IW-2-500		2 Conductor Door Speaker and Chime Button Cable	300 Feet	750 Feet
IW-2-100-UL		IW-2-500-UL		UL Approved 2 Conductor Door Speaker and Chime Button Cable	300 Feet	750 Feet
		IW-6-200		6 Conductor Remote Speaker Cable	750 Feet	4000 Feet
		IW-6-200-UL		UL Approved 6 Conductor Remote Speaker Cable	750 Feet	4000 Feet
		S-143		2 Conductor Power/Chime Cable (18 ga)	50 Feet	50 Feet
		S-143UL		UL Approved 2 Conductor Power/Chime Cable (16 ga)	50 Feet	50 Feet

Available in USA and Canada

IM-5000 Series Components

Model No.		Options	Description	Recessed Housing	
Intercom Master	IM-5000	White	Selective/All Call Intercom	—	—
Cassette Player	CP-95	White	Cassette Player with Auto Reverse	IR-90	—
Chime Modules	IA-28	—	Chime Module (8, 2 & 1 note - 3 doors)	—	—
	IA-29	—	Chime Module (Multitone, 2 & 1 note - 3 doors)	—	—
Transformer	401T	—	24 Volt, 40VA Transformer	—	—
Model No.		Options	Description	Recessed Housing	Surface Mount Housing Model
Remote Intercom Speakers	IS-515	White (WH), Biscuit (L)	5" Inside Remote with Controls	IR-50	IA-60
	IS-518WH	White	8" Inside Remote with Controls	IR-80	—
Intercom Speaker Frames	IS-519	Biscuit	5" Outside Remote with Controls	IR-50 or IR-55	avail. as service part
	IA-60	White (WH), Biscuit (L)	5" Wall/Desk Mounting Frame	—	—
	IA-6	—	Wall Receptacle for IA-60	—	—
	IA-6C	—	Cable for IA-6	—	—
Remote Intercom Controls	IC-502WH	White	Inside Remote Intercom Control	IR-91	—
	IC-502LW	Biscuit	Outside Remote Intercom Control	IR-91	—
Music/Intercom Speakers	IS-77	White	8" Inside Round Recessed Speaker	IR-70	—
	ISA-76	Black Grille with Brown frame/mounting bracket	8" Inside Round Recessed Speaker	—	included
	ISA-78	White (WH), Biscuit (L)	8" Inside Rectangular Recessed Speaker	IR-80	—
	IS-79	Aluminum	8" Outside Square Recessed Speaker	IR-9	—
	IS-82	White	5" Inside Round Recessed Speaker	included	—
	IS-903	White (WH), Black (BL)	3 1/2" 2-Way Inside/Outside Speaker	—	included
Music Speakers <small>Can be used with the IC502 controls as music/intercom speakers (IM-5000 only)</small>	IS-905WH	White	5 1/4" 2-Way Inside Recessed Speaker	IR-905 or IR-906	—
	IS-908WH	White	8" 2-Way Inside Recessed Speaker	IR-908 or IR-909	—
	IS-920WH	White	5 1/4" 2-Way Round Recessed Ceiling Speaker	included	—
	IS-921WH	White	6 1/2" 2-Way Round Recessed Ceiling Speaker	included	—
	ISA-63	Dark Brown/Brass	Surface Mount; Molded; No Pushbutton	—	included
Door Speakers	ISB-64	Dark Brown/Brass	Surface Mount; Molded; Unlighted Pushbutton	—	included
	IS-67	White (WH), Woodgrain/Gold (D)	Recessed; Molded; Lighted Pushbutton	IR-6	IA-70
	IS-69	White (WH), Antq Brass (AB), Polshd Brass (PB)	Recessed; Cast Metal; Lighted Pushbutton	IR-6	IA-70
	IS-70	White (WH), Antq Brass (AB), Polshd Brass (PB)	Recessed; Cast Metal; No Pushbutton	IR-6	IA-70
	IA-30WH	White	Wall Plate for use with External Music Source	IR-30K	—
Audio Adapter Plate Cable	IW-2-100	—	100 feet 2 Cond. 22 ga Door Speaker/Chime Cable	—	—
	IW-2-100-UL	—	100 feet 2 Cond. 22 ga UL Approved Door Speaker/Chime Cable	—	—
	IW-2-500	—	500 feet 2 Cond. 22 ga Door Speaker/Chime Cable	—	—
	IW-2-500-UL	—	500 feet 2 Cond. 22 ga UL Approved Door Speaker/Chime Cable	—	—
	IW-6-200	—	200 feet 6 Cond. 22 ga Intercom Cable	—	—
	IW-6-200-UL	—	200 feet 6 Cond. 22 ga UL Approved Intercom Cable	—	—
	IW-6-1000	—	1000 feet 6 Cond. 22 ga Intercom Cable	—	—
	IW-6-1000-UL	—	1000 feet 6 Cond. 22 ga UL Approved Intercom Cable	—	—
	S-143	—	500 feet 2 Conductor Power/Chime Cable (18 ga)	—	—
	S-143-UL	—	500 feet 2 Conductor UL Approved Power/Chime Cable (16 ga)	—	—

NuTone IM-4406 System Block Diagrams



CABLE MODEL NUMBER

100 ft. Roll	200 ft. Roll	500 ft. Roll	1000 ft. Roll	DESCRIPTION	Max Length	Max Syst. Length
IW-2-100		IW-2-500		2 Conductor Intercom Control or Volume Control Cable	25 Feet	375 Feet
IW-2-100-UL		IW-2-500-UL		UL Approved 2 Conductor Intercom Control or Volume Control Cable	25 Feet	375 Feet
IW-2-100		IW-2-500		2 Conductor Door Speaker and Chime Button Cable	300 Feet	750 Feet
IW-2-100-UL		IW-2-500-UL		UL Approved 2 Conductor Door Speaker and Chime Button Cable	300 Feet	750 Feet
	IW-6-200		IW-6-1000	6 Conductor Music/Intercom Speaker Cable	750 Feet	4000 Feet
	IW-6-200-UL		IW-6-1000-UL	UL Approved 6 Conductor Music/Intercom Speaker Cable	750 Feet	4000 Feet

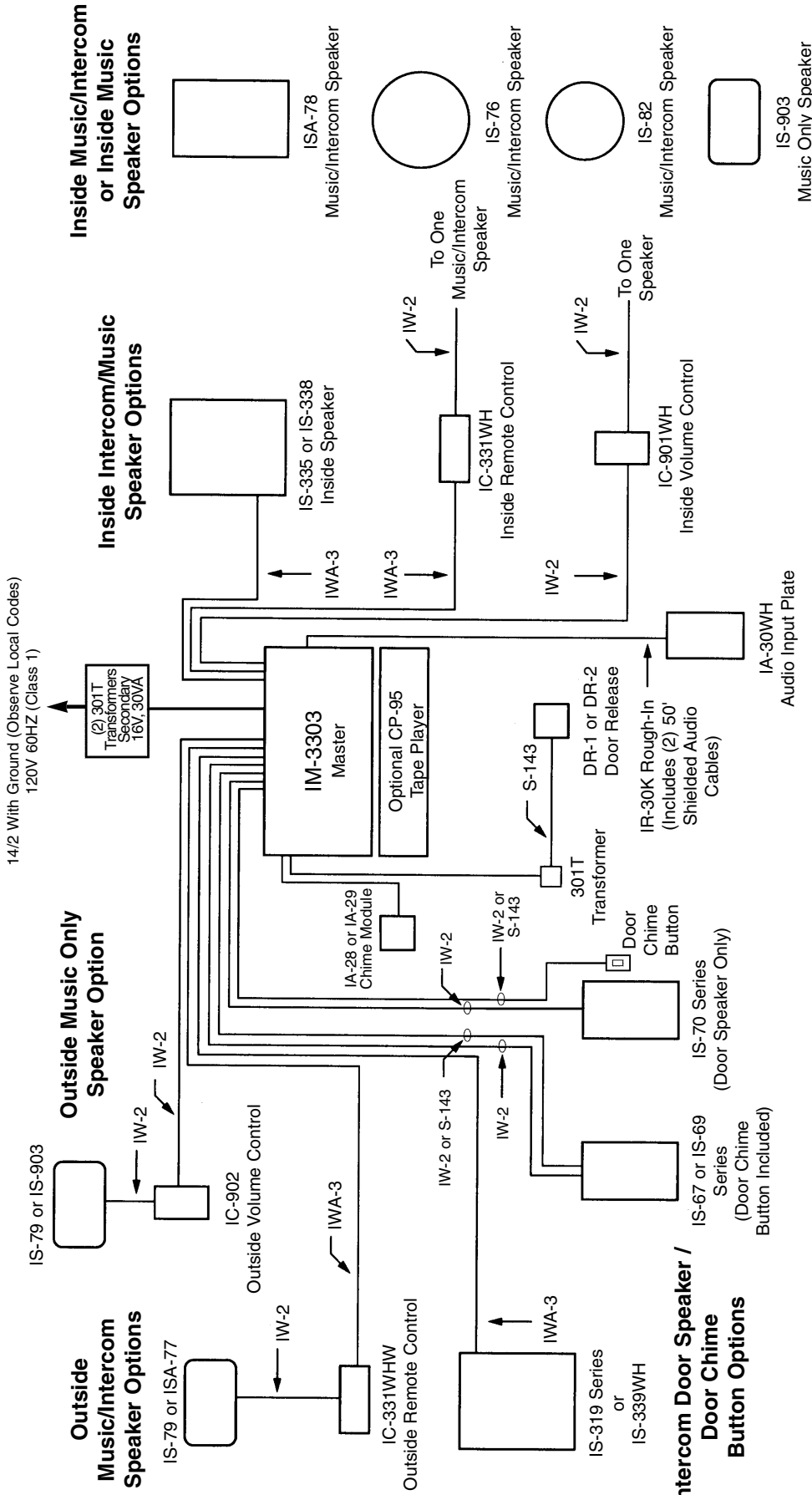
Available in USA and Canada

IM-4406 Series Components

		Model No.	Options	Description	Recessed Housing
Music Intercom Master	IM-4406	White (WH), Biscuit (L), Black (BL)	Premium Monaural Music Intercom Master with CD Player	IR-105	
Expansion Module	IA-440	Increases capacity from 9 to 15 spkrs.	Allows addition of 6 room speakers	—	
Cassette Player	CP-95	White	Cassette Player with Auto Reverse	IR-90	
Chime Modules	IA-28	—	Chime Module (8, 2 or 1 note - 3 doors)	—	
	IA-29	—	Chime Module (Multitone, 2 or 1 note - 3 doors)	—	
Model No. Options Description Recessed Housing Surface Mount Housing Model					
Remote Intercom Speakers	IS-445	White (WH), Biscuit (L), Black (BL), Sable Brown (D)	5" Inside Remote with Controls	IR-50	IA-60
	IS-448	White (WH), Biscuit (L), Black (BL), Sable Brown (D)	8" Inside Remote with Controls	IR-80	—
	IS-449WH	White	5" Outside Remote with Controls	—	included
Intercom Speaker Frames	IS-419	White (WH), Antq Brass (AB), Polishd Brass (PB)	5" Outside Remote with Controls	IR-50 or IR-55**	—
	IA-60	White (WH), Biscuit (L), Walnut (D)	5" Wall/Desk Mounting Frame	—	—
	IA-6	—	Wall Receptacle for IA-60	—	—
	IA-6C	—	Cable for IA-6	—	—
Remote Intercom Controls	IC-441WH	White	Inside Remote Intercom Control (one spkr per control)	IR-91	—
Music/Intercom Speakers	IS-76	White	Outside Remote Intercom Control (one spkr per control)	—	included
	ISA-77	Black Grille with Brown frame/mounting bracket	8" Inside Round Recessed Speaker	IR-70	—
	ISA-78	White (WH), Biscuit (L)	8" Outside Surface Mount Speaker	—	included
	IS-79	Aluminum	8" Inside Rectangular Recessed Speaker	IR-80	—
	IS-82	White	8" Outside Square Recessed Speaker	IR-9	—
	IS-903	White (WH), Black (BL)	5" Inside Round Recessed Speaker	included	—
	IS-905WH	White	3 1/2" 2-Way Inside/Outside Speaker	—	included
Music Speakers <small>Music and intercom speakers must not be installed in the same room or a squeal will occur during intercom operation)</small>	IS-908WH	White	5 1/4" 2-Way Inside Recessed Speaker	IR-905 or IR-906	—
	IS-920WH	White	8" 2-Way Inside Recessed Speaker	IR-908 or IR-909	—
	IS-921WH	White	5 1/4" 2-Way Round Recessed Ceiling Speaker	included	—
	ISA-63	Dark Brown/Brass	6 1/2" 2-Way Round Recessed Ceiling Speaker	included	—
	ISB-64	Dark Brown/Brass	Surface Mount; Molded; No Pushbutton	—	included
	IS-67	White (WH), Woodgrain/Gold (D)	Surface Mount; Molded; Unlighted Pushbutton	—	included
	IS-69	White (WH), Antq Brass (AB), Polishd Brass (PB)	Recessed; Molded; Lighted Pushbutton	IR-6	IA-70
Door Speakers	IS-70	White (WH), Antq Brass (AB), Polishd Brass (PB)	Recessed; Cast Metal; Lighted Pushbutton	IR-6	IA-70
	IC-901WH	White (WH)	Recessed; Cast Metal; No Pushbutton	IR-6	IA-70
	IC-902	Stainless Steel	Inside Volume Control (one spkr per control)	Std Wall Box	—
	IA-30WH	White	Outside Volume Control (one spkr per control)	Std Wall Box	—
Door Release	PB-1CL	Clear	Wall Plate for use with External Music Source	IR-30K	—
	DR-1	Brass (BA) or Silver (SA)	Pushbutton (snaps into knockout in Master)	—	—
	DR-2-SA	Silver	Electric Door Release for Wood Jamb	—	—
Cable	IW-2-100	—	Electric Door Release for Metal Jamb	—	—
	IW-2-100-UL	—	100 feet 2 Cond. 22 ga Door Speaker/Chime Cable	—	—
	IW-2-500	—	100 feet 2 Cond. 22 ga UL Approved Door Speaker/Chime Cable	—	—
	IW-2-500-UL	—	500 feet 2 Cond. 22 ga Door Speaker/Chime Cable	—	—
	IW-6-200	—	500 feet 2 Cond. 22 ga UL Approved Door Speaker/Chime Cable	—	—
	IW-6-200-UL	—	200 feet 6 Cond. 22 ga Intercom Cable	—	—
Audio Adapter Plate	IW-6-1000	—	200 feet 6 Cond. 22 ga UL Approved Intercom Cable	—	—
	IW-6-1000-UL	—	1000 feet 6 Cond. 22 ga Intercom Cable	—	—
	S-143	—	1000 feet 6 Cond. 22 ga UL Approved Intercom Cable	—	—
	S-143-UL	—	2 Conductor Chime Button Cable (18 ga)	—	—
		—	2 Conductor UL Approved Chime Button Cable (16 ga)	—	—

**IR-55 used for stucco or brick exterior

NuTone IM-3303 System Block Diagrams



CABLE MODEL NUMBER

100 ft. Roll	200 ft. Roll	500 ft. Roll	1000 ft. Roll	DESCRIPTION	Max Length	Max Syst. Length
IW-2-100		IW-2-500		2 Conductor Intercom Control or Volume Control Cable	25 Feet	325 Feet
IW-2-100-UL		IW-2-500-UL		UL Approved 2 Conductor Intercom Control or Volume Control Cable	25 Feet	325 Feet
IW-2-100		IW-2-500		2 Conductor Door Speaker and Chime Button Cable	300 Feet	750 Feet
IW-2-100-UL		IW-2-500-UL		UL Approved 2 Conductor Door Speaker and Chime Button Cable	300 Feet	750 Feet
	IWA-3-200		IWA-3-1000	3 Conductor Music/Intercom Speaker Cable	300 Feet	2000 Feet
	IWA-3-200-UL		IWA-3-1000-UL	UL Approved 3 Conductor Music/Intercom Speaker Cable	300 Feet	2000 Feet

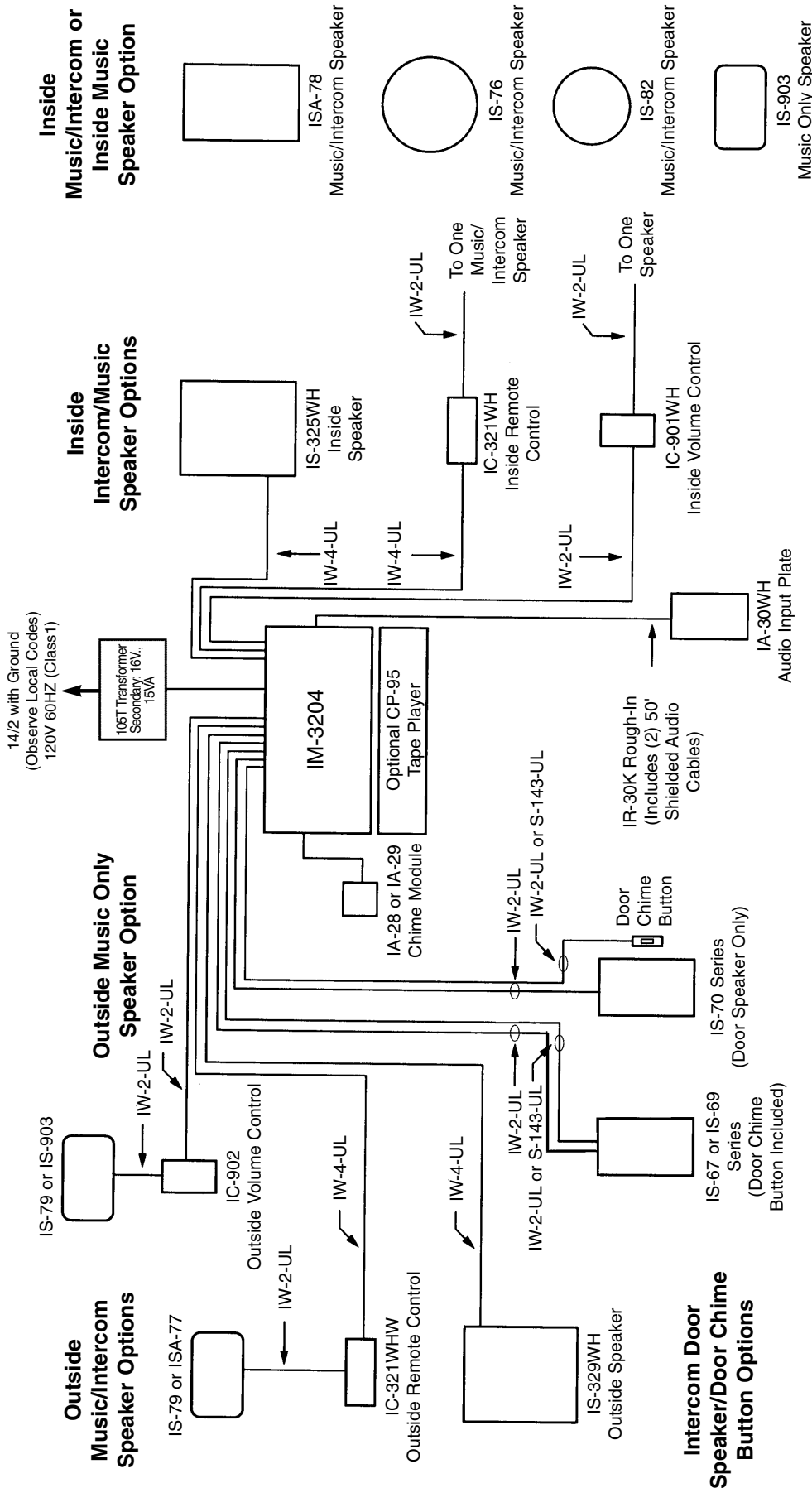
Available in USA and Canada

IM-3303 Series Components

	Model No.	Options	Description	Recessed Housing
Music Intercom Master	IM-3303	White (WH), Biscuit (L)	Deluxe Monaural Music Intercom Master	IR-104
Cassette Player	CP-95	White	Cassette Player with Auto Reverse	IR-90
Chime Modules	IA-28	—	Chime Module (8, 2 or 1 note - 3 doors)	—
	IA-29	—	Chime Module (Multitone, 2 or 1 note - 3 doors)	—
Remote Intercom Speakers				
	IS-335	White (WH), Biscuit (L), Black (BL), Sable Brown (D)	5" Inside Remote with Controls	IR-50
	IS-338	White (WH), Biscuit (L), Black (BL), Sable Brown (D)	8" Inside Remote with Controls	IR-80
	IS-339WH	White	5" Outside Remote with Controls	—
	IS-319	White (WH), Antq Brass (AB), Polshd Brass (PB)	5" Outside Remote with Controls	IR-50 or IR-55**
Intercom Speaker Frames	IA-60	White (WH), Biscuit (L), Walnut (D)	5" Wall/Desk Mounting Frame	—
	IA-6	—	Wall Receptacle for IA-60	—
	IA-6C	—	Cable for IA-6	—
	IC-331WH	White	Inside Remote Intercom Control (one spkr per control)	IR-91
Remote Intercom Controls				
	IC-331WHW	White	Outside Remote Intercom Control (one spkr per control)	—
Music/Intercom Speakers				
	IS-76	White	8" Inside Round Recessed Speaker	IR-70
	ISA-77	Black Grille with Brown frame/mounting bracket	8" Outside Surface Mount Speaker	—
	ISA-78	White (WH), Biscuit (L)	8" Inside Rectangular Recessed Speaker	IR-80
	IS-79	Aluminum	8" Outside Square Recessed Speaker	IR-9
	IS-82	White	5" Inside Round Recessed Speaker	included
Music Speakers				
	IS-903	White (WH), Black (BL)	3 1/2" 2-Way Inside/Outside Speaker	—
	IS-905WH	White	5 1/4" 2-Way Inside Recessed Speaker	IR-905 or IR-906
	IS-908WH	White	8" 2-Way Inside Recessed Speaker	IR-908 or IR-909
	IS-920WH	White	5 1/4" 2-Way Round Recessed Ceiling Speaker	included
	IS-921WH	White	6 1/2" 2-Way Round Recessed Ceiling Speaker	included
Door Speakers				
	ISA-63	Dark Brown/Brass	Surface Mount; Molded; No Pushbutton	—
	ISB-64	Dark Brown/Brass	Surface Mount; Molded; Unlighted Pushbutton	—
	IS-67	White (WH), Woodgrain/Gold (D)	Recessed; Molded; Lighted Pushbutton	IR-6
	IS-69	White (WH), Antq Brass (AB), Polshd Brass (PB)	Recessed; Cast Metal; Lighted Pushbutton	IR-6
	IS-70	White (WH), Antq Brass (AB), Polshd Brass (PB)	Recessed; Cast Metal; No Pushbutton	IR-6
Volume Controls				
	IC-901WH	White (WH)	Inside Volume Control (one spkr per control)	Std Wall Box
	IC-902	Stainless Steel	Outside Volume Control (one spkr per control)	Std Wall Box
Audio Adapter Plate				
Door Release				
	PB-1CL	White	Wall Plate for use with External Music Source	—
	DR-1	Clear	Pushbutton (snaps into knockout in Master)	—
	DR-2-SA	Brass (BA) or Silver (SA)	Electric Door Release for Wood Jamb	—
	DR-2-SA	Silver	Electric Door Release for Metal Jamb	—
Cable				
	IW-2-100	—	100 feet 2 Cond. 22 ga Door Speaker/Chime Cable	—
	IW-2-100-JL	—	100 feet 2 Cond. 22 ga UL Approved Door Speaker/Chime Cable	—
	IW-2-500	—	500 feet 2 Cond. 22 ga Door Speaker/Chime Cable	—
	IW-2-500-JL	—	500 feet 2 Cond. 22 ga UL Approved Door Speaker/Chime Cable	—
	IWA-3-200	—	200 feet 6 Cond. 22 ga Intercom Cable	—
	IWA-3-200-JL	—	200 feet 6 Cond. 22 ga UL Approved Intercom Cable	—
	IWA-3-1000	—	1000 feet 6 Cond. 22 ga Intercom Cable	—
	IWA-3-1000-JL	—	1000 feet 6 Cond. 22 ga UL Approved Intercom Cable	—
	S-143	—	2 Conductor Chime Button Cable (18 ga)	—
	S-143-JL	—	2 Conductor UL Approved Chime Button Cable (16 ga)	—

** IR-55 used for stucco or brick exterior

NuTone IM-3204 System Block Diagrams



CABLE MODEL NUMBER

100 ft. Roll	200 ft. Roll	500 ft. Roll	1000 ft. Roll	DESCRIPTION	Max Length	Max System Length
IW-2-100-UL		IW-2-500-UL		2 Conductor Intercom Control or Volume Control Cable	25 Feet	150 Feet
IW-2-100-UL		IW-2-500-UL		2 Conductor Door Speaker and Chime Button Cable	300 Feet	450 Feet
	IW-4-200-UL		IW-4-1000-UL	4 Conductor Music/Intercom Speaker Cable	150 Feet	600 Feet

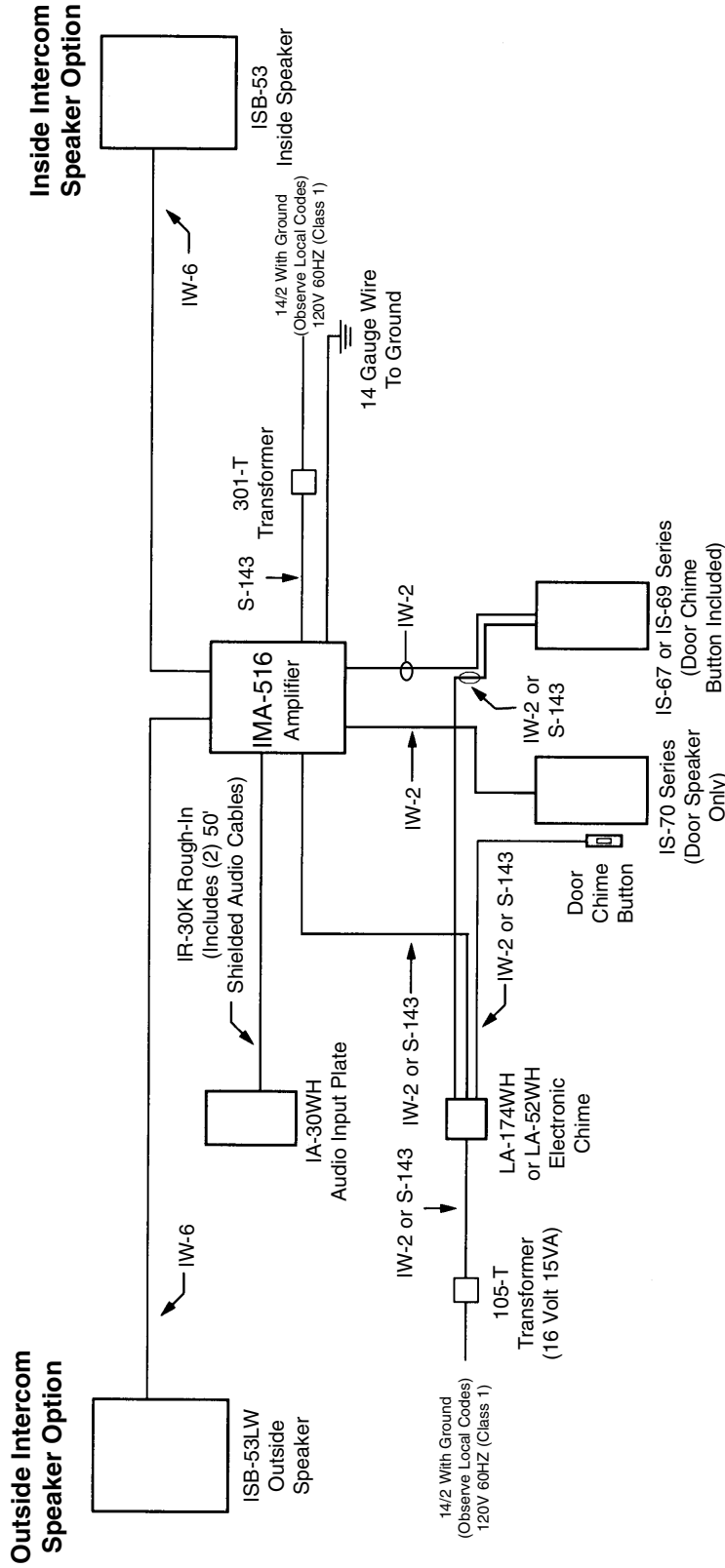
Available in USA

IM-3204 Series Components

	Model No.	Options	Description	Recessed Housing
Music Intercom Master	IM-3204WH	White	Basic Monaural Music Intercom Master	IR-103
Cassette Player	CP-95	White	Cassette Player with Auto Reverse	IR-90
Chime Modules	IA-28	—	Chime Module (8, 2 or 1 note - 3 doors)	—
	IA-29	—	Chime Module (Multitune, 2 or 1 note - 3 doors)	—

	Model No.	Options	Description	Recessed Housing	Surface Mount Housing Model
Remote Intercom Speakers	IS-325WH	White	5" Inside Remote with Controls	IR-50	IA-60WH
	IS-329WH	White	5" Outside Remote with Controls	—	included
Intercom Speaker Frames	IA-60WH	White	5" Wall/Desk Mounting Frame	—	—
	IA-6	—	Wall Receptacle for IA-60	—	—
	IA-6C	—	Cable for IA-6	—	—
	IC-321WH	White	Inside Remote Intercom Control (one spkr per control)	IR-91	—
Remote Intercom Controls	IC-321WHW	White	Outside Remote Intercom Control (one spkr per control)	—	included
Music/Intercom Speakers	IS-76	White	8" Inside Round Recessed Speaker	IR-70	—
	ISA-77	Black Grille with Brown frame/mounting bracket	8" Outside Surface Mount Speaker	—	included
	ISA-78	White (WH), Biscuit (L)	8" Inside Rectangular Recessed Speaker	IR-80	—
	IS-79	Aluminum	8" Outside Square Recessed Speaker	IR-9	—
	IS-82	White	5" Inside Round Recessed Speaker	included	—
	IS-100	White	6" Round Ceiling/Wall Speaker	included	—
	IS-903	White (WH), Black (BL)	3 1/2" 2-Way Inside/Outside Speaker	—	included
Music Speakers <small>Music and intercom speakers must not be installed in the same room or a squeal will occur during intercom operation)</small>	IS-905WH	White	5 1/4" 2-Way Inside Recessed Speaker	IR-905 or IR-906	—
	IS-908WH	White	8" 2-Way Inside Recessed Speaker	IR-908 or IR-909	—
	IS-920WH	White	5 1/4" 2-Way Round Recessed Ceiling Speaker	included	—
	IS-921WH	White	6 1/2" 2-Way Round Recessed Ceiling Speaker	included	—
	ISA-63	Dark Brown/Brass	Surface Mount; Molded; No Pushbutton	—	included
	ISB-64	Dark Brown/Brass	Surface Mount; Molded; Unlighted Pushbutton	—	included
	IS-67	White (WH), Woodgrain/Gold (D)	Recessed; Molded; Lighted Pushbutton	IR-6	IA-70
Volume Controls	IS-69	White (WH), Antq Brass (AB), Polishd Brass (PB)	Recessed; Cast Metal; Lighted Pushbutton	IR-6	IA-70
	IS-70	White (WH), Antq Brass (AB), Polishd Brass (PB)	Recessed; Cast Metal; No Pushbutton	IR-6	IA-70
	IC-901WH	White (WH)	Inside Volume Control (one spkr per control)	Std Wall Box	—
Audio Adapter Plate Cable	IC-902	Stainless Steel	Outside Volume Control (one spkr per control)	Std Wall Box	—
	IA-30WH	White	Wall Plate for use with External Music Source	IR-30K	—
	IW-2-100-UL	—	100 feet 2 Cond. 22 ga UL Approved Door Speaker/Chime Cable	—	—
	IW-2-500-UL	—	500 feet 2 Cond. 22 ga UL Approved Door Speaker/Chime Cable	—	—
	IW-4-200-UL	—	200 feet 4 Cond. 22 ga UL Approved Intercom Cable	—	—
	IW-4-1000-UL	—	1000 feet 4 Cond. 22 ga UL Approved Intercom Cable	—	—
	S-143-UL	—	2 Conductor UL Approved Chime Button Cable	—	—

NuTone IMA-516 System Block Diagrams



CABLE MODEL NUMBER

100 ft. Roll	200 ft. Roll	500 ft. Roll	1000 ft. Roll	DESCRIPTION	Max Length	Max System Length
IW-2-100		IW-2-500		2 Conductor Door Speaker Cable	300 Feet	400 Feet
IW-2-100-UL		IW-2-500-UL		UL Approved 2 Conductor Door Speaker Cable	300 Feet	400 Feet
		S-143		2 Conductor Transformer to Amplifier Cable	150 Feet	150 Feet
		S-143-UL		UL Approved 2 Conductor Transformer to Amplifier Cable	150 Feet	150 Feet
	IW-6-200		IW-6-1000	6 Conductor Intercom Speaker Cable	150 Feet	4000 Feet
	IW-6-200-UL		IW-6-1000-UL	UL Approved 6 Conductor Intercom Speaker Cable	150 Feet	4000 Feet

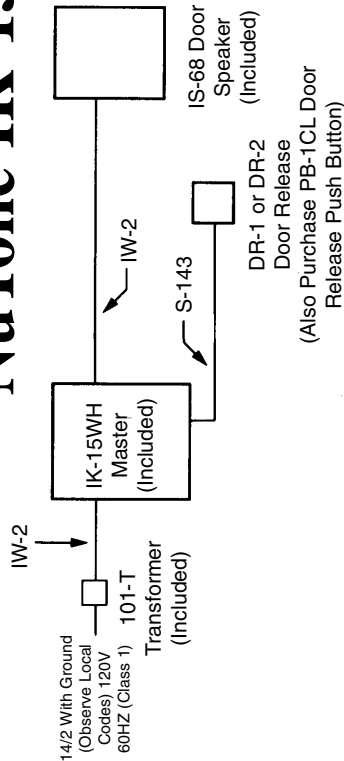
Available in USA and Canada

IMA-516 Series Components

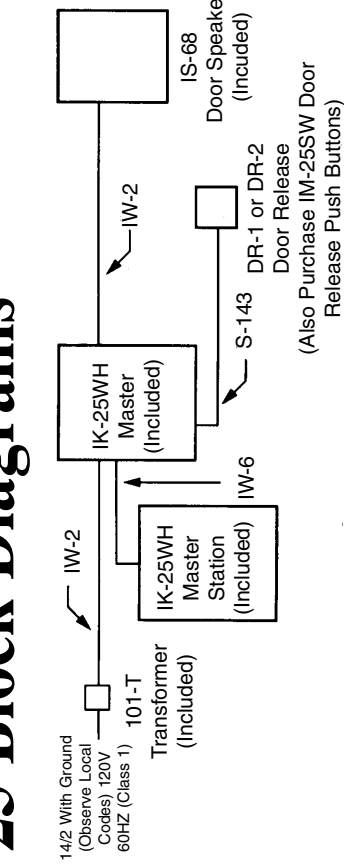
	Model No.	Options	Description	Recessed Housing
Intercom Master	IMA-516	Eggshell White with Aluminum	Intercom Master, Surface Mount	—
Cassette Player	CP-95	White	Cassette Player with Auto Reverse	IR-90
Transformer	301T	—	16 Volt 30VA Transformer	—

	Model No.	Options	Description	Recessed Housing	Surface Mount Housing Model
Remote Intercom Speakers	ISB-53	White (WH), Eggshell (L)	3 1/2" Inside Remote with Controls	IR-3	IA-15
	ISB-53LW	Eggshell White	3 1/2" Outside Remote with Controls	—	included
Music Speakers	IS-76	White	8" Inside Round Recessed Speaker	IR-70	—
	ISA-77	Black Grille with Brown frame/mounting bracket	8" Outside Surface Mount Speaker	—	included
	ISA-78	White (WH), Biscuit (L)	8" Inside Rectangular Recessed Speaker	IR-80	—
	IS-79	Aluminum	8" Outside Square Recessed Speaker	IR-9	—
	IS-82	White	5" Inside Round Recessed Speaker	included	—
	IS-100	White	6" White Recessed Ceiling/Wall Speaker	included	—
	IS-903	White (WH), Black (BL)	3 1/2" 2-Way Inside/Outside Speaker	—	included
	IS-905WH	White	5 1/4" 2-Way Inside Recessed Speaker	IR-905 or IR-906	—
	IS-908WH	White	8" 2-Way Inside Recessed Speaker	IR-908 or IR-909	—
	IS-920WH	White	5 1/4" 2-Way Round Recessed Ceiling Speaker	included	—
Door Speakers	IS-921WH	White	6 1/2" 2-Way Round Recessed Ceiling Speaker	included	—
	ISA-63	Dark Brown/Brass	Surface Mount; Molded; No Pushbutton	—	included
	ISA-64	Dark Brown/Brass	Surface Mount; Molded; Unlighted Pushbutton	—	included
	IS-67	White (WH), Woodgrain/Gold (D)	Recessed; Molded; Lighted Pushbutton	IR-6	IA-70
	IS-69	White (WH), Antq Brass (AB), Polshd Brass (PB)	Recessed; Cast Metal; Lighted Pushbutton	IR-6	IA-70
	IS-70	White (WH), Antq Brass (AB), Polshd Brass (PB)	Recessed; Cast Metal; No Pushbutton	IR-6	IA-70
	IC-901WH	White (WH)	Inside Volume Control (one spkr per control)	Std Wall Box	—
	IC-902	Stainless Steel	Outside Volume Control (one spkr per control)	Std Wall Box	—
	IA-30WH	White	Wall Plate for use with External Music Source	IR-30K	—
	Audio Adapter Plate Cable	IW-2-100	—	100 feet 2 Cond. 22 ga Door Speaker Cable	—
IW-2-100-UJL		—	100 feet 2 Cond. 22 ga UL Approved Door Speaker Cable	—	—
IW-2-500		—	500 feet 2 Cond. 22 ga Door Speaker Cable	—	—
IW-2-500-UJL		—	500 feet 2 Cond. 22 ga UL Approved Door Speaker Cable	—	—
IW-6-200		—	200 feet 6 Cond. 22 ga Intercom Cable	—	—
IW-6-200-UJL		—	200 feet 6 Cond. 22 ga UL Approved Intercom Cable	—	—
IW-6-1000		—	1000 feet 6 Cond. 22 ga Intercom Cable	—	—
IW-6-1000-UJL		—	1000 feet 6 Cond. 22 ga UL Approved Intercom Cable	—	—
S-143		—	2 Conductor Chime Button Cable (18 ga)	—	—
S-143-UJL		—	2 Conductor UL Approved Chime Button Cable (16 ga)	—	—

NuTone IK-15 & IK-25 Block Diagrams



Master Station, Door Speaker and 101-T Transformer included. Purchase cable and optional door release separately.



Master and Inside Remote Stations, Door Speaker and 101-T Transformer included. Purchase cable and optional door release separately.

IK-15

CABLE MODEL NUMBER	100 ft. Roll	200 ft. Roll	500 ft. Roll	1000 ft. Roll	DESCRIPTION	Max Length
IW-2-100			IW-2-500		Transformer to IK-15 Cable	100 Feet
IW-2-100-UL			IW-2-500-UL		UL approved Transformer to IK-15 Cable	100 Feet
IW-2-100			IW-2-500		IK-15 to Door Speaker Cable	300 Feet
IW-2-100-UL			IW-2-500-UL		UL Approved IK-15 to Door Speaker Cable	300 Feet
IW-2-100			IW-2-500		IK-15 to Door Release Cable	100 Feet
IW-2-100-UL			IW-2-500-UL		UL Approved IK-15 to Door Release Cable	100 Feet
			S-143		IK-15 to Door Release Cable	200 Feet
			S-143-UL		UL Approved IK-15 to Door Release Cable	200 Feet

IK-25

CABLE MODEL NUMBER	100 ft. Roll	200 ft. Roll	500 ft. Roll	1000 ft. Roll	DESCRIPTION	Max Length
IW-2-100			IW-2-500		Transformer to IK-25 Cable	100 Feet
IW-2-100-UL			IW-2-500-UL		UL approved Transformer to IK-25 Cable	100 Feet
IW-2-100			IW-2-500		IK-25 to Door Speaker Cable	300 Feet
IW-2-100-UL			IW-2-500-UL		UL Approved IK-25 to Door Speaker Cable	300 Feet
		IW-6-200		IW-6-1000	IK-25 Master to IK-25 Remote Cable	100 Feet*
		IW-6-200-UL		IW-6-1000-UL	UL Approved IK-25 Master to IK-25 Remote Cable	100 Feet*
IW-2-100			IW-2-500		IK-25 to Door Release Cable	50 Feet
IW-2-100-UL			IW-2-500-UL		UL Approved IK-25 to Door Release Cable	50 Feet
			S-143		IK-25 to Door Release Cable	100 Feet
			S-143-UL		UL Approved IK-25 to Door Release Cable	100 Feet

* 50 feet maximum if door release is used.

IK-15 Components

	Model No.	Options	Description	Recessed Housing	Surface Mount
DoorCom Intercom	IK-15WH	Eggshell White Inside Unit, Brown Door Speaker	Two-Station Door Answering Intercom, Surface Mount	—	included
Additional Door Speaker	IS-68	Brown	Surface Mount; Molded; Unlighted Pushbutton	—	included
Door Release	PB-1CL	Clear	Pushbutton (snaps into IK-15 inside station)	—	—
	DR-1	Brass (BA) or Silver (SA)	Electric Door Release for Wood Jamb	—	—
Cable	DR-2-SA	Silver	Electric Door Release for Metal Jamb	—	—
	IW-2-100	—	100 feet 2 Cond. 22 ga Door Speaker Cable	—	—
	IW-2-100-UL	—	100 feet 2 Cond. 22 ga UL Approved Door Speaker Cable	—	—
	IW-2-500	—	500 feet 2 Cond. 22 ga Door Speaker Cable	—	—
	IW-2-500-UL	—	500 feet 2 Cond. 22 ga UL Approved Door Speaker Cable	—	—
	S-143	—	2 Conductor Door Release Cable (18 ga)	—	—
	S-143-UL	—	2 Conductor UL Approved Door Release Cable (16 ga)	—	—

IK-25 Components

	Model No.	Options	Description	Recessed Housing	Surface Mount
DoorCom Intercom	IK-25WH	Eggshell White Inside Unit, Brown Door Speaker	Three Station Door Answering Intercom, Surface Mount	—	included
Additional Door Speaker	IS-68	Brown	Surface Mount; Molded; Unlighted Pushbutton	—	included
Door Release	IM-25-SW	Clear	Pushbutton (snaps into IK-25 inside station)	—	—
	DR-1	Brass (BA) or Silver (SA)	Electric Door Release for Wood Jamb	—	—
Cable	DR-2-SA	Silver	Electric Door Release for Metal Jamb	—	—
	IW-2-100	—	100 feet 2 Cond. 22 ga Door Speaker Cable	—	included
	IW-2-100-UL	—	100 feet 2 Cond. 22 ga UL Approved Door Speaker Cable	—	—
	IW-2-500	—	500 feet 2 Cond. 22 ga Door Speaker Cable	—	—
	IW-2-500-UL	—	500 feet 2 Cond. 22 ga UL Approved Door Speaker Cable	—	—
	IW-6-200	—	200 feet 6 Cond. 22 ga Intercom Cable	—	—
	IW-6-200-UL	—	200 feet 6 Cond. 22 ga UL Approved Intercom Cable	—	—
	IW-6-1000	—	1000 feet 6 Cond. 22 ga Intercom Cable	—	—
	IW-6-1000-UL	—	1000 feet 6 Cond. 22 ga UL Approved Intercom Cable	—	—
	S-143	—	2 Conductor Door Release Cable (18 ga)	—	—
	S-143-UL	—	2 Conductor UL Approved Door Release Cable (16 ga)	—	—

Dimensions for Rough-Ins and Trim

Model	Width	Height	In-Wall Dept	Projects From Wall
MASTERS				
IK-15, IK-25 Room Speaker	5 $\frac{5}{8}$ "	7 $\frac{3}{4}$ "	—	1 $\frac{1}{8}$ "
IM-3204	15 $\frac{1}{2}$ "	8 $\frac{1}{4}$ "	3 $\frac{3}{8}$ "	1 $\frac{1}{4}$ "
IM-3303	15 $\frac{1}{2}$ "	8 $\frac{1}{4}$ "	3 $\frac{3}{8}$ "	1 $\frac{1}{4}$ "
IM-4406	17 $\frac{3}{4}$ "	10 $\frac{5}{8}$ "	3 $\frac{1}{2}$ "	1 $\frac{1}{8}$ "
IM-5000	8"	12 $\frac{1}{2}$ "	—	3 $\frac{1}{2}$ "
IMA-516	4 $\frac{5}{8}$ "	7 $\frac{5}{8}$ "	—	2 $\frac{3}{8}$ "

Model	Width	Height	In-Wall Dept	Projects From Wall
CASSETTE PLAYER				
CP-95	15 $\frac{1}{4}$ "	3 $\frac{1}{4}$ "	3 $\frac{5}{8}$ "	1 $\frac{1}{8}$ "

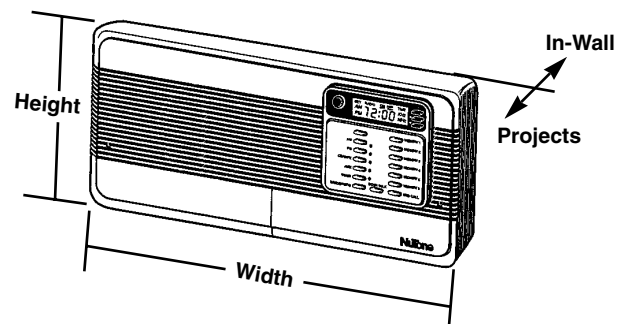
Model	Width	Height	In-Wall Dept	Projects From Wall
ROUGH-IN HOUSINGS				
IR-3	3 $\frac{7}{8}$ "	5 $\frac{7}{8}$ "	—	—
IR-6	3 $\frac{3}{4}$ "	5"	—	—
IR-9	10 $\frac{5}{8}$ "	11 $\frac{1}{8}$ "	—	—
IR-50	5 $\frac{5}{8}$ "	7 $\frac{1}{4}$ "	—	—
IR-55	5 $\frac{3}{8}$ "	7 $\frac{1}{4}$ "	—	—
IR-70	17 $\frac{3}{4}$ "	12 $\frac{3}{8}$ "	—	—
IR-80	8 $\frac{5}{8}$ "	10 $\frac{1}{4}$ "	—	—
IR-90	14 $\frac{1}{2}$ "	2 $\frac{1}{4}$ "	—	—
IR-91	6 $\frac{1}{8}$ "	3 $\frac{1}{4}$ "	—	—
IR-103	14 $\frac{1}{2}$ "	7"	3 $\frac{3}{8}$ "	—
IR-104	14 $\frac{1}{2}$ "	7"	3 $\frac{3}{8}$ "	—
IR-105	14 $\frac{1}{2}$ "	9"	3 $\frac{3}{8}$ "	—
IR-905	6 $\frac{3}{8}$ "	9 $\frac{7}{8}$ "	—	—
IR-906	5 $\frac{5}{8}$ "	10 $\frac{5}{8}$ "	—	—
IR-908	9 $\frac{1}{8}$ "	13 $\frac{1}{8}$ "	—	—
IR-909	8 $\frac{1}{4}$ "	13 $\frac{3}{8}$ "	—	—

Model	Width	Height	In-Wall Dept	Projects From Wall
MUSIC/INTERCOM SPEAKERS				
IS-76	12 $\frac{3}{4}$ " dia.	—	2 $\frac{3}{4}$ "	$\frac{1}{4}$ "
IS-79	12 $\frac{5}{8}$ "	12 $\frac{5}{8}$ "	2 $\frac{5}{8}$ "	$\frac{1}{4}$ "
IS-82	8" dia.	—	2 $\frac{1}{4}$ "	$\frac{1}{4}$ "
IS-100	6 $\frac{5}{8}$ " dia.	—	1 $\frac{1}{4}$ "	$\frac{3}{4}$ "
IS-319	6 $\frac{1}{4}$ "	8 $\frac{1}{4}$ "	1 $\frac{1}{8}$ "	$\frac{1}{2}$ "
IS-325WH	6 $\frac{5}{16}$ "	8 $\frac{1}{4}$ "	1 $\frac{1}{16}$ "	$\frac{7}{8}$ "
IS-329WH	6 $\frac{1}{16}$ "	8 $\frac{5}{8}$ "	3 $\frac{1}{8}$ "	2 $\frac{15}{16}$ "
IS-335	6 $\frac{3}{8}$ "	8 $\frac{1}{4}$ "	1 $\frac{1}{8}$ "	$\frac{7}{8}$ "
IS-338	10"	11 $\frac{1}{4}$ "	2 $\frac{3}{4}$ "	$\frac{7}{8}$ "
IS-339WH	6 $\frac{3}{4}$ "	8 $\frac{5}{8}$ "	—	3 $\frac{1}{8}$ "
IS-419	6 $\frac{1}{4}$ "	8 $\frac{1}{4}$ "	1 $\frac{1}{8}$ "	$\frac{1}{2}$ "
IS-445	6 $\frac{3}{8}$ "	8 $\frac{1}{4}$ "	1 $\frac{5}{8}$ "	$\frac{7}{8}$ "
IS-448	10"	11 $\frac{1}{4}$ "	2 $\frac{3}{4}$ "	$\frac{7}{8}$ "
IS-449WH	6 $\frac{5}{8}$ "	8 $\frac{5}{8}$ "	—	3 $\frac{1}{8}$ "
IS-515	6 $\frac{1}{4}$ "	8 $\frac{1}{4}$ "	1 $\frac{1}{8}$ "	1"
IS518	10 $\frac{5}{8}$ "	11 $\frac{1}{2}$ "	2 $\frac{1}{8}$ "	$\frac{7}{8}$ "
IS-519	6 $\frac{1}{4}$ "	8 $\frac{1}{4}$ "	1 $\frac{1}{8}$ "	1"
IS-903	7 $\frac{1}{4}$ "	4 $\frac{3}{4}$ "	—	6 $\frac{1}{2}$ "
IS-905WH	7 $\frac{1}{2}$ "	11"	2 $\frac{3}{8}$ "	$\frac{3}{8}$ "
IS-908WH	10"	14"	3 $\frac{1}{4}$ "	$\frac{3}{8}$ "
IS-920WH	8" dia.	—	2 $\frac{5}{8}$ "	$\frac{3}{4}$ "
IS-921WH	8 $\frac{7}{8}$ " dia.	—	2 $\frac{7}{8}$ "	$\frac{3}{4}$ "
ISA-78	10 $\frac{5}{8}$ "	11 $\frac{3}{8}$ "	2 $\frac{3}{4}$ "	$\frac{3}{8}$ "
ISB-53	4 $\frac{7}{8}$ "	6 $\frac{3}{4}$ "	3 $\frac{1}{8}$ "	$\frac{1}{2}$ "
ISB-53LW	4 $\frac{7}{8}$ "	6 $\frac{3}{4}$ "	—	3 $\frac{1}{8}$ "

Model	Width	Height	In-Wall Dept	Projects From Wall
MUSIC VOLUME CONTROL				
IC-901	2 $\frac{3}{4}$ "	4 $\frac{3}{4}$ "	$\frac{1}{2}$ "	$\frac{7}{8}$ "
IC-902	2 $\frac{3}{4}$ "	4 $\frac{1}{2}$ "	$\frac{3}{4}$ "	$\frac{7}{8}$ "

Model	Width	Height	In-Wall Dept	Projects From Wall
REMOTE CONTROLS				
IC-321WH	7"	4"	1 $\frac{1}{8}$ "	1 $\frac{1}{4}$ "
IC-321WHW	7"	4"	—	2 $\frac{1}{4}$ "
IC-331WH	7"	4"	1 $\frac{1}{8}$ "	$\frac{7}{8}$ "
IC-331WHW	7"	4"	—	2 $\frac{1}{4}$ "
IC-441WH	7"	4"	1 $\frac{1}{8}$ "	$\frac{7}{8}$ "
IC-441WHW	7"	4"	—	2 $\frac{7}{8}$ "
IC-502	7"	4"	1"	1"
IC-502LW	7"	4"	1"	1"

Model	Width	Height	In-Wall Dept	Projects From Wall
DOOR SPEAKER				
IK-15, IK-25 Door Speaker	4 $\frac{1}{8}$ "	5 $\frac{3}{8}$ "	—	1 $\frac{1}{4}$ "
IS-67	4 $\frac{7}{8}$ "	6 $\frac{1}{2}$ "	2"	$\frac{5}{8}$ "
IS-69	4 $\frac{7}{8}$ "	6 $\frac{1}{2}$ "	1 $\frac{3}{4}$ "	$\frac{5}{8}$ "
IS-70	4 $\frac{7}{8}$ "	6 $\frac{1}{2}$ "	1 $\frac{3}{4}$ "	$\frac{5}{8}$ "
ISA-63	3 $\frac{3}{4}$ "	4 $\frac{5}{8}$ "	—	1 $\frac{1}{8}$ "
ISB-64	3 $\frac{3}{4}$ "	4 $\frac{5}{8}$ "	—	1 $\frac{1}{8}$ "



All illustrations and specifications in this Selection and Installation Guide are based on the latest product information available at the time of publication. NuTone reserves the right to make changes at any time without notice, in prices, colors, materials, equipment, sizes, specification and models, and to discontinue models or equipment.

NuTone®

Broan-NuTone

Product specifications subject to change without notice.
4820 Red Bank Road • Cincinnati, OH 45227
Technical Support 1-888-336-6151

Form No. FS-1600, Rev. 1/02
(Broan Reference 99850604A)