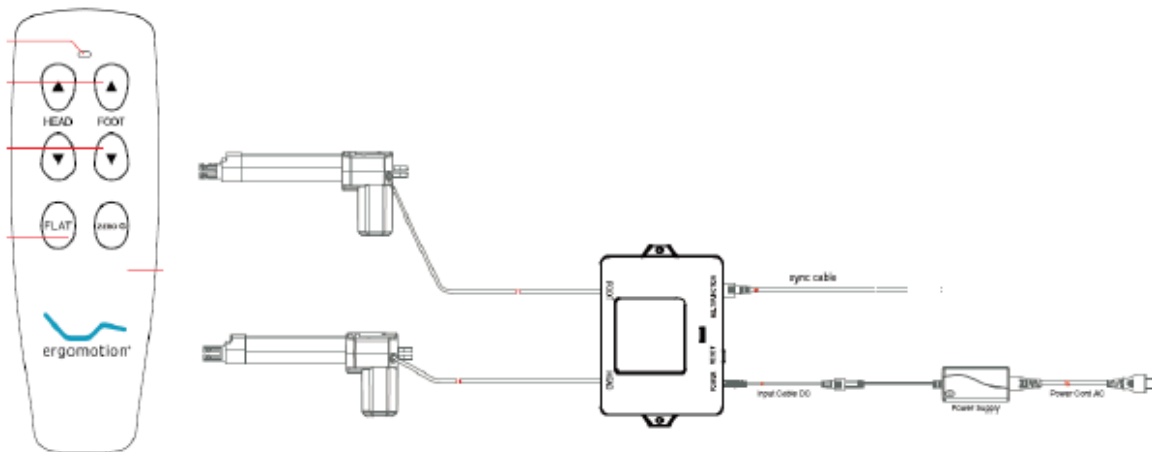

 A Phoenix Mecano Company	Issue department: Bedding Division	Date:	2018-10-31
	ProductFunction instruction	Author:	Allen
RF365B		No: RF365B	
	Version:	1.0	
	Page 1 of 4		

RF365B Function instruction

1. Electrical configuration diagram:



 <small>A Phoenix Mecano Company</small>	Issue department: Bedding Division	Date:	2018-10-31
	ProductFunction instruction	Author:	Allen
RF365B		No: RF365B	
	Version:	1.0	
	Page 2 of 4		

2. Function Picture




3. Process of test

3.1 Head Lift +

Press and maintain, head lift stretches out

3.2 Head Lift -

Press and maintain, head lift retracts

 <p>OKIN REFINED A Phoenix Mecano Company</p>	Issue department: Bedding Division	Date:	2018-10-31
	ProductFunction instruction	Author:	Allen
		No: RF365B	
	RF365B	Version:	1.0
Page 3 of 4			

3.3 Foot Lift +

Press and maintain, foot lift stretches out

3.4 Foot Lift -

Press and maintain, foot lift retracts

3.5 FLAT

Press and release the FLAT button on remote, the head and foot actuators moves to lower position(when the actuator is free, can turn off the vibration motor and turn off the indicator light when press once), stop when press any buton;

3.6 Zero-G

Release after press, 2 lifts move to Zero-G position

3.7 Pairing


Press Paringkey for more than 1 second, the remote will enter pairing mode and a blue LED will flash. Release this key to stop pairing .After the pairing is successful, LED will stop flashing.

FCC:

Any Changes or modifications not expressly approved by the party responsible for compliance could void the user's authority to operate the equipment.

This device complies with part 15 of the FCC Rules. Operation is subject to the following two conditions:

- (1) This device may not cause harmful interference, and
- (2) this device must accept any interference received, including interference that may cause undesired operation.

	Issue department: Bedding Division	Date:	2018-10-31
	ProductFunction instruction	Author:	Allen
		No: RF365B	
RF365B		Version:	1.0
		Page 4 of 4	

ISED RSS Warning:

This device complies with Innovation, Science and Economic Development Canada licence exempt RSS standard(s). Operation is subject to the following two conditions: (1) this device may not cause interference, and (2) this device must accept any interference, including interference that may cause undesired operation of the device.

Le présent appareil est conforme aux CNR d'ISED applicables aux appareils radio exempts de licence.

L'exploitation est autorisée aux deux conditions suivantes:

- (1) l'appareil ne doit pas produire de brouillage, et
- (2) l'utilisateur de l'appareil doit accepter tout brouillage radioélectrique subi, même si le brouillage est susceptible d'en compromettre le fonctionnement.