

VIVITAR®

# BLUETOOTH TOWER SPEAKER



V60075BT | USER'S MANUAL



BLUETOOTH



POWERFUL  
SOUND

# Important Safety Precautions

When using your Vivitar Bluetooth Tower Speaker, basic safety precautions should always be followed, including the following:

1. READ ALL INSTRUCTIONS BEFORE USING YOUR SPEAKER.
2. Do not use your speaker near water. Clean using a soft cloth or paper towel.
3. Do not place your speaker on any wet surfaces.
4. Do not allow children or the infirm to play with your speaker without adult supervision.
5. Do not expose your speaker to excessive heat, flames or fire.
6. Always press all buttons or switches carefully. Do not manhandle your speaker.
7. Do not use in extremely dry environments, as this can lead to static discharge during usage.
8. Do not expose your speaker to temperatures above 40°C. Keep out of direct sunlight.
9. Do not attempt to repair this product yourself. Contact a qualified service center if your speaker is in need of service.
10. Do not drop, puncture or expose your speaker to excessive trauma.
11. Your speaker is not intended for commercial use.
12. Do not place near objects that generate a strong magnetic field.
13. Only use the included power supply to power on your speaker.
14. Unplug this device when not in use for long periods of time or during lightning storms.

# Introduction

Thank you for purchasing the Vivitar Bluetooth Tower Speaker, item V60075BT. You can connect your speaker with most types of smartphones and Bluetooth devices to stream music wirelessly. In order to get the best results, please read this guide first before using your device.

## Package Contents

- Vivitar V60075BT Bluetooth Tower Speaker
- Power Adapter
- Wooden Base
- Assembly Screws and Washers
- User's Manual with Warranty Information

## Specifications

**Bluetooth Range:** Up to 33 feet (10 meters)

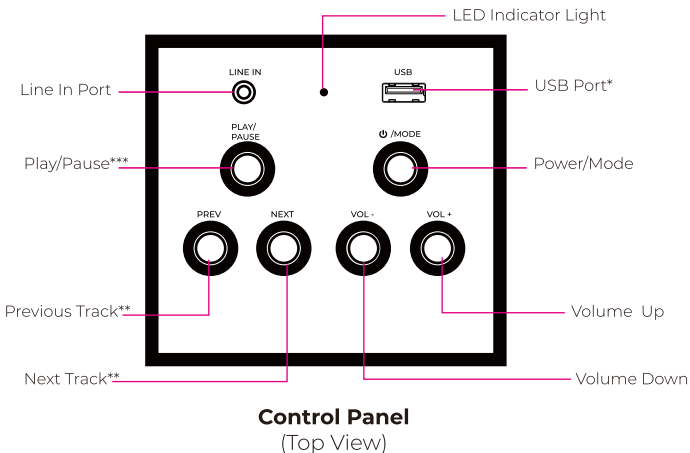
**Output:** 5W x 2

**Dimensions:** 11 x 10 x 98.3 cm (without base attached)

**Ports:** Line In, USB

**Power Supply:** DC9V  $\equiv$  1.5A

# A Quick Look at Your Speaker



\*You can insert most thumb drives or jump drives into the USB Port. Your speaker can play .MP3, or .WAV music files stored on your drive. Note that the USB port cannot be used to charge your electronic devices.

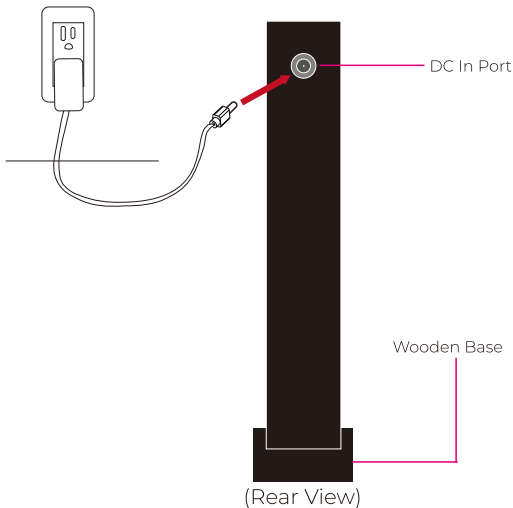
\*\*These functions are not available in line in mode.

\*\*\*If an audio device is connected to the line in port, pressing the play/pause button will mute or unmute all sound.

# Setting Up & Powering On Your Speaker

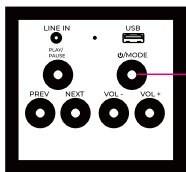
Connect the wooden base to the speaker using the supplied screws and washers.

Connect the included power adapter to the DC In port located on the back of your speaker. Once the power adapter is plugged in, press and hold the Power/Mode button in order to power on your speaker.



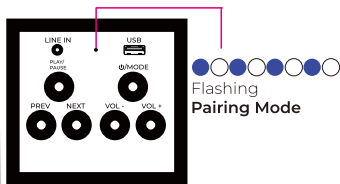
# Pairing Your Speaker with a Bluetooth Device

Your speaker can be paired with most smartphones and tablets. In order to pair your speaker with a smartphone, follow the steps below:



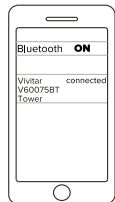
Power/Mode

1. Press and hold the power/mode button on the control panel on top of your speaker to power it on.

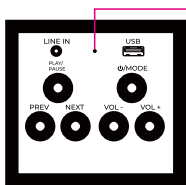


Flashing  
Pairing Mode

2. The LED indicator light will turn blue and flash when you are in Bluetooth mode.



3. Go to your phone's Bluetooth settings menu, make sure to turn Bluetooth on, and select the device listed as Vivitar V60075BT Tower.



Solid  
Paired

4. The LED indicator light will stop flashing and remain blue when your speaker is successfully paired.

## NOTES:

--If a thumb drive is inserted in the USB port, your speaker will automatically go into **music mode** in which music is played from the inserted thumb drive. The LED indicator light will turn red and begin to flash.

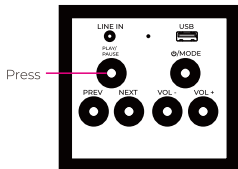
--When music is playing from an audio device connected to the line in port with line in cable (not include), your speaker will automatically go into **line in mode**. The LED indicator light will turn red.

--Tap the power/mode button on the control panel repeatedly to switch between Bluetooth mode, music mode and line in mode.

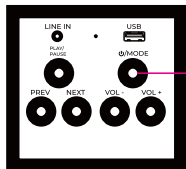
# Listening to Music

Once your speaker is connected to an audio source you can proceed to listen to music.

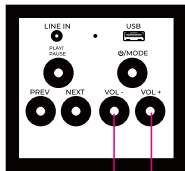
## --Playing or Pausing a Track



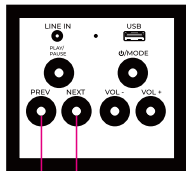
## --Powering Off Your Speaker



## --Increasing or Decreasing Volume



## --Next Track/Last Track



Press to lower volume

Press to raise volume

Press to advance to the next track

Press to return to the last track

# Maintenance and Care

- Before using your speaker, inspect the ports to make sure that they are clear of dust and debris.
- Use a soft cloth to clean your speaker. Never use any harsh chemicals or detergents. Make sure your speaker is dry before using.
- When your speaker is not in use, it should be stored in a cool, dry place.
- Never tug or yank on any cables while they are connected to your speaker. Connect and disconnect cables as carefully as possible.
- Never expose your speaker to high temperatures, extreme cold, high humidity or excessive moisture or water.
- Please recycle or dispose of your speaker properly based on the laws and rules of your municipality. Contact local recycling facilities and/or the manufacturer of your speaker for further information.





# FCC Statement FCC ID: LMZ-V60075BT-CVS

Changes or modifications not expressly approved by the party responsible for compliance could void the user's authority to operate the equipment.

This device complies with Part 15 of the FCC Rules. Operation is subject to the following two conditions: (1) this device may not cause harmful interference, and (2) this device must accept any interference received, including interference that may cause undesired operation.

This equipment has been tested and found to comply with the limits for a Class B digital device, pursuant to Part 15 of the FCC Rules. These limits are designed to provide reasonable protection against harmful interference in a residential installation. This equipment generates, uses and can radiate radio frequency energy and, if not installed and used in accordance with the instructions, may cause harmful interference to radio communications. However, there is no guarantee that interference will not occur in a particular installation.

If this equipment does cause harmful interference to radio or television reception, which can be determined by turning the equipment off and on, the user is encouraged to try to correct the interference by one or more of the following measures:

- Reorient or relocate the receiving antenna.
- Increase the separation between the equipment and receiver.
- Connect the equipment into an outlet on a circuit different from that to which the receiver is connected.
- Consult the dealer or an experienced radio/TV technician for help.

## FCC Radiation Exposure Statement:

This equipment complies with FCC radiation exposure limits set forth for an uncontrolled environment. This equipment should be installed and operated with a minimum distance of 20cm between the radiator and your body. This transmitter must not be co-located or operating in conjunction with any other antenna or transmitter.

# Vivitar One Year Warranty

This warranty covers the original consumer purchaser only and is not transferable.

This warranty covers products that fail to function properly UNDER NORMAL USAGE, due to defects in material or workmanship. Your product will be repaired or replaced at no charge for parts or labor for a period of one year.

## **What Is Not Covered by Warranty**

Damages or malfunctions not resulting from defects in material or workmanship and damages or malfunctions from other than normal use, including but limited to, repair by unauthorized parties, tampering, modification or accident.

## **To Obtain Warranty Service and Troubleshooting Information:**

Call 1-800-592-9541 in the U.S. or visit our website at [www.vivitar.com](http://www.vivitar.com).

To receive Warranty service along with the name and address of an authorized product service center, the original consumer purchaser must contact us for problem determination and service procedures. Proof of purchase in the form of a bill of sale or receipted invoice, evidencing that the product is within the applicable Warranty period(s), MUST be presented in order to obtain the requested service. It is your responsibility to properly package and send any defective products along with a dated copy of proof of purchase, a written explanation of the problem, and a valid return address to the authorized service center at your expense. Do not include any other items or accessories with the defective product. Any products received by the authorized service center that are not covered by warranty will be returned unrepai

## **Vivitar One Year Warranty (continued)**

**NO WARRANTIES, WHETHER EXPRESS OR IMPLIED, INCLUDING, BUT NOT LIMITED TO, ANY IMPLIED WARRANTIES OF MERCHANTABILITY OR FITNESS FOR A PARTICULAR PURPOSE, OTHER THAN THOSE EXPRESSLY DESCRIBED ABOVE SHALL APPLY. DISTRIBUTOR FURTHER DISCLAIMS ALL WARRANTIES AFTER THE EXPRESS WARRANTY PERIOD STATED ABOVE. NO OTHER EXPRESS WARRANTY OR GUARANTY GIVEN BY ANY PERSON, FIRM OR ENTITY WITH RESPECT TO THE PRODUCT SHALL BE BINDING ON DISTRIBUTOR. REPAIR, REPLACEMENT, OR REFUND OF THE ORIGINAL PURCHASE PRICE - AT DISTRIBUTORzS SOLE DISCRETION -ARE THE EXCLUSIVE REMEDIES OF THE CONSUMER. IN NO EVENT WILL DISTRIBUTOR, ITS MANUFACTURERS, OR SAKAR INT. BE LIABLE FOR ANY INCIDENTAL, DIRECT, INDIRECT, SPECIAL, PUNITIVE OR CONSEQUENTIAL DAMAGES (SUCH AS, BUT NOT LIMITED TO, DAMAGES FOR LOSS OF PROFITS, BUSINESS, SAVINGS, DATA OR RECORDS) CAUSED BY THE USE, MISUSE OR INABILITY TO USE THE PRODUCT. EXCEPT AS STATED HEREIN, NO OTHER WARRANTIES SHALL APPLY. NOTWITHSTANDING THE FOREGOING, CONSUMERzS RECOVERY AGAINST DISTRIBUTOR SHALL NOT EXCEED THE PURCHASE PRICE OF THE PRODUCT SOLD BY DISTRIBUTOR. THIS WARRANTY SHALL NOT EXTEND TO ANYONE OTHER THAN THE ORIGINAL CONSUMER WHO PURCHASED THE PRODUCT AND IS NOT TRANSFERABLE.**

**Some countries, states or provinces do not allow the exclusion or limitation of incidental or consequential damages or allow limitations on warranties, so limitation or exclusions may not apply to you. This warranty gives you specific legal rights, and you may have other rights that vary from state to state or province to province. Contact your authorized retailer to determine if another warranty applies. This product is manufactured, distributed and sold by SAKAR International, Inc. All other trademarks are the property of the respective owner, who has not sponsored, endorsed or approved this product.**

**VIVITAR**<sup>®</sup>