

PIQ

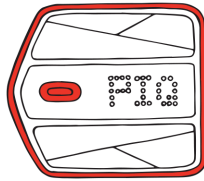
Contact us
support@piq.com

PIQ

Get started at
www.piq.com

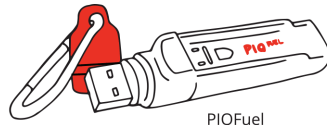
PIQ Sensor Device

IN THE BOX



Sensor

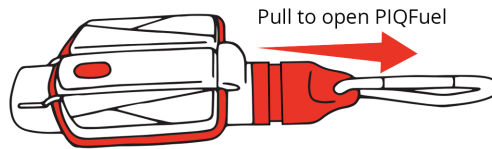
One long press on the red button to turn PIQ on or off



PIQFuel

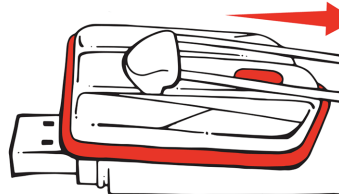
PIQFuel is a battery bank that will charge your PIQ up to 3 times

CHARGING



1 PIQ Sensor

Slide your PIQ into the PIQFuel's clip

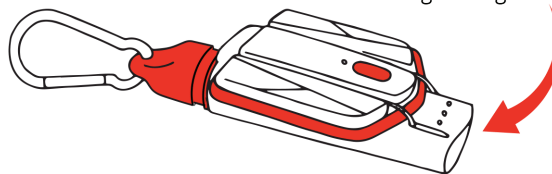


Compatible with any USB plug, full charge duration is around 2 hours

When the PIQ charge starts, a red LED lights up on PIQ. When PIQ is fully charged, the LED switches to green.

2 PIQFuel

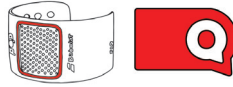
Your PIQFuel can display three green lights.



The number of solid greens displays how many charges are available for PIQ. A blinking green means your PIQFuel is still charging. When it stops blinking, charge is complete and available for your PIQ.

WARNING: Battery shall not be exposed to excessive heat such as sunshine, fire or the like

IN THE BOX



1 tennis wristband

1 tennis activation card

PREPARE YOUR GAME



Download the app




Turn ON PIQ

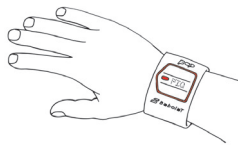
Launch the application and pair PIQ with your phone

PLACE YOUR WRISTBAND

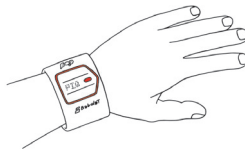
Insert PIQ behind your wristband



Attach your wristband ensuring PIQ button is towards your fingers






For right hand



For left hand

LET'S PLAY

1 Analyse your Game




-  Activate tennis sport: just tap your card on PIQ sensor after having created a tennis account.
-  Turn ON your PIQ on field to start tracking. No need to bring your smartphone.
-  Connect to your app to synch PIQ and smartphone to analyse your game.

2 On wrist display

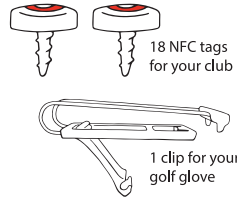


On wrist display of your serve speed upon click on button

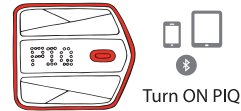
3 Challenge your friends

-  Select the type of challenge in your application
-  Play tennis as usual
-  PIQscore of your challenge is updated live. Just send it to friends and join the game.

IN THE BOX




PREPARE YOUR GAME



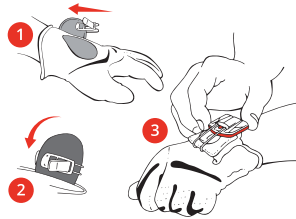
Launch the application and pair PIQ with your phone.

ATTACH YOUR TAGS

Club name is written under each tag. Place them on corresponding clubs. You have 3 spare tags configurable with your application.



ATTACH YOUR CLIP TO VELCRO ON GLOVE



LET'S PLAY

1 Distance to the green



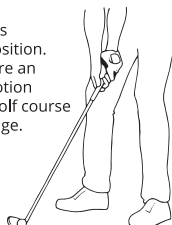
Click on PIQ to get your distance on PIQ screen.

2 Shot tracking



3 Swing analysis

Remain still 2s at address position. You will ensure an optimized motion analysis for golf course or driving range.




PLAY
AND
Babolat
PIQ

RAISE
YOUR
GAME.



TAP THE CARD TO ACTIVATE THE TENNIS

FCC ID: 2AEJC-PIQ1-1
IC: 20115-PIQ11



USB Input: 5V $\overline{=}$, 500mA

Legal notices

PIQ1.1

This document applies to the following models:
PIQ RED1.1 , PIQ BLACK1.1 , PIQ BLUE1.1 , PIQ GREEN1.1

Declaration of Conformity

To which this declaration relates, is in conformity with the following standards and/or other normative documents:

- 1. Health (Article 3.1(a) of the R&TTE Directive)
 - EN 62479:2010
 - 2.Safety (Article 3.1(a) of the R&TTE Directive)
 - EN 60950-1:2006+A11:2009+A1:2010+A12:2011+A2:2013
 - 3.Electromagnetic compatibility (Article 3.1(b) of the R&TTE Directive)
 - EN 301 489-1 V1.9.2, EN 301 489-3 V1.6.1, EN 301 489-17 V2.2.1
 - 4.Radio frequency spectrum usage (Article 3.2 of the R&TTE Directive)
 - EN 300 328 V1.9.1
 - EN 302 291-1 V1.1.1, EN 302 291-2 V1.1.1
 - 5. RoHS Directive (2011/65/EU)
 - EN 50581:2012
- We hereby declare that above named product is in conformance to all the essential requirements of the Directives:
- R&TTE Directive (1999/5/EC), RoHS Directive (2011/65/EU)

All the reports of the applied standards under R&TTE Directive have the Positive Opinion of Notified Body:
PHOENIX TEST LAB GmbH,
Königswinkel 10, D-32825 Blomberg, Germany
Identification mark:



CE RF exposure statement
This device meets the EU requirements (1999/5/EC) and the International Commission on Non-Ionizing Radiation Protection (ICNIRP) on the limitation of exposure of the general public to electromagnetic fields by way of health protection.

FCC Regulations:
This device complies with Part 15 of the FCC Rules. Operation is subject to the following two conditions:
(1) This device may not cause harmful interference. (2) This device must accept any interference received, including interference that may cause undesired operation.
Changes or modifications not expressly approved by the party responsible for compliance could void the user's authority to operate the equipment.

This equipment has been tested and found to comply with the limits for a Class B digital device, pursuant to Part 15 of the FCC Rules. These limits are designed to provide reasonable protection against harmful interference in a residential installation. This equipment generates uses and can radiate radio frequency energy and, if not installed and used in accordance with the instructions, may cause harmful interference to radio communications. However, there is no guarantee that interference will not occur in a particular installation. If this equipment does cause harmful interference to radio or television reception, which can be determined by turning the equipment off and on, the user is encouraged to try to correct the interference by one or more of the following measures:

- Reorient or relocate the receiving antenna.
- Increase the separation between the equipment and receiver.
- Connect the equipment into an outlet on a circuit different from that to which the receiver is connected.
- Consult the dealer or an experienced radio/TV technician for help.

RF Exposure Information
This device is designed and manufactured not to exceed the emission limits for exposure to radio frequency(RF) energy set by the Federal Communications Commission for an uncontrolled environment.

IC Regulations:
This device complies with Canada Industry licence-exempt RSS standard(s). Operation is subject to the following two conditions:
(1) this device may not cause interference. and
(2) this device must accept any interference, including interference that may cause undesired operation of the device.

Le présent appareil est conforme aux CNR d'industrie Canada applicables aux appareils radio exem pts de licence. L'exploitation est autorisée aux deux conditions suivantes:
1) l'appareil ne doit pas produire de brouillage, et
2) l'utilisateur de l'appareil doit accepter/brouillage radioélectrique subi meme si le brouillage est susceptible d'encompromettre le fonctionnement.

.....
CAN ICES-3(B)/NMB-3(B)

All the reports of the applied standards under RED Directive have the Positive Opinion of Notified Body:
PHOENIX TEST LAB GmbH,
Königswinkel 10, D-32825 Blomberg, Germany
The technical documentation relevant to the above equipment will be held at:
Octonion SA
EPFL Innovation Park Batiment C, 1015 Lausanne Switzerland
Authorized Person:

Fernando Romao
OCTONION SA
EPFL INNOVATION PARK Bat C
1015 LAUSANNE
SWITZERLAND