



APPENDIX H

: USER'S MANUAL

MRX-10 Owners Manual

Advanced Network system Controller



MRX-10 Owners Manual ©2010 Universal Remote Control, Inc.

The information in this manual is copyright protected. No part of this manual may be copied or reproduced in any form without prior written consent from Universal Remote Control, Inc.

UNIVERSAL REMOTE CONTROL, INC. SHALL NOT BE LIABLE FOR OPERATIONAL, TECHNICAL OR EDITORIAL ERRORS/OMISSIONS MADE IN THIS MANUAL.

The information in this manual may be subject to change without prior notice.

Complete Control is a registered trademark of Universal Remote Control, Inc.

All other brand or product names are trademarks or registered trademarks of their respective companies or organizations.



*Universal Remote Control, Inc.
500 Mamaroneck Avenue, Harrison, NY 10528
Phone: (914) 835-4484 Fax: (914) 835-4532*

Introduction	1
Features and Benefits	1
Parts Guide	1
Front and Rear Panel Descriptions	2
Specifications	4
USA Limited Warranty Statement	9
Federal Communication Commission Interference Statement	10
Regulatory Information to the user	11
Declaration of Conformity	12

Introduction

The MRX-10 Advanced Network System Controller controls all MRX series connected devices throughout the entire home. Press a button on a Total Control remote or keypad to issue a command from the MRX-10 to turn off the lights in every room all while watching a movie. View the artist name, song title and album art your child is listening to in their room from a Total Control remote or keypad. Also control whole house music from sources such as a DMS-1200, DMS-100, SNP-1 and a PSX-2.

Features and Benefits

- Stores and issues commands and macros for all IP, IR, RS-232, Relay, Sensor and 12V controlled devices to MRX series base stations in one system
- Provides 2-Way communication with Total Control remotes and keypads
- Control URC Lighting with an optional RFTX-1 RF Transmitter
- Can be programmed off premises via the internet
- Easy rack-mounting via optional RMK-1 rack mounting kit.

Parts Guide


The MRX-10 Advanced Network System Controller includes:

1 - MRX-10 Network System	1 - Ethernet Cable
1 - AC Power Adapter	8 - IR Emitters with standard 3.5mm plugs
1 - Power Cord	1 - Installation Manual
1 - Adjustment Tool	

Front and Rear Panel Descriptions

Front Panel

The front panel consists of 2 indicator lights which will illuminate when in use.



Power LED: Indicates that the MRX-10 is powered on when lit.

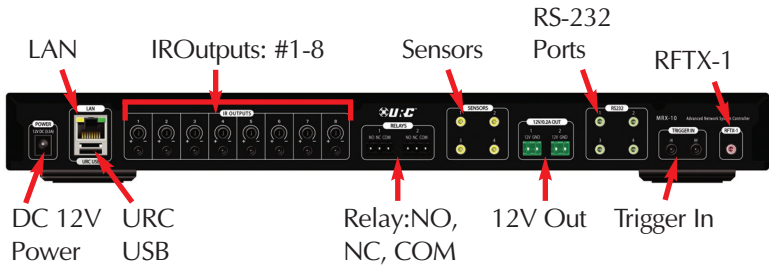
Ethernet LED: Indicates the network connectivity status of the MRX-10. On=Connected, Off=not connected.

Total Control Illumination: Attractive, adjustable accent lighting.

Reset: Press for one second and release to reboot the MRX-10.

Rear Panel

The rear panel ports are:



DC 12V Power: Attach the included 12V DC 3.5A power supply here.

LAN Connection: RJ45 standard 10/100 Ethernet connection to the local network.

URC USB Port: USB port for future expansion

IR Outputs: Eight standard 3.5mm IR emitter ports with individual output level adjustment screws.

Relays NO, NC, COM: Two programmable relays to be normally opened (NO), normally closed (NC) or momentary contacts. An application should be less than 30V/.5A.

Sensors: Four sensor ports allow programming of state dependent and triggered macros. Compatible with URCVideo (URC part: VID) and voltage (URC part: VS-100) sensors.

12V OUT: Two programmable 12V/0.2A outputs. Each may be programmed to turn on, off or momentarily toggle its output.

RS-232: Four RS-232 ports support Tx(Transmit), Rx(Receive) and

GND(Ground) connections for two way communication. Compatible with URC cables RS232F and RS232M.

Trigger In: IR and RF trigger input ports allow integration with other control systems and remotes.

RFTX-1: Attach an optional RFTX-1 transmitter to control URC Lighting products via 418MHz or 433.92MHz wireless RF.

Specifications

Input & Outputs:

- 12V/.2A: Two (Programmable)
- IR: Eight adjustable output
- USB: One (for future use)
- Ethernet: One 10/100 RJ45 port (Indicator 2LED)
- RS-232: Four, supporting TX, RX and GND.
- Sensor: Four, supporting Video or Voltage sensing (requires URC sensors).
- Relays: NO, NC or COM

RF:

- Frequency: 2.4GHz (for MS-780)
- Range: 50 to 100 feet, depending upon the environment

Power Supply: 12v DC 3.5A External Power Supply

Size: 1.7" x 17" x 8.7" (H X W x D)

Weight: 4.5 lbs. (2.05 Kg)

USA Limited Warranty Statement

Your Universal Remote Control, when delivered to you in new condition, is warranted against defects in materials or workmanship as follows: UNIVERSAL REMOTE CONTROL, INC. warrants this product against defects in material or workmanship for a period of one (1) year and as set forth below. Universal Remote Control will, at its sole option, repair the product using new or comparable rebuilt parts, or exchange the product for a comparable new or rebuilt product. In the event of a defect, these are your exclusive remedies.

This Limited Warranty covers only the hardware components packaged with the Product. It does not cover technical assistance for hardware or software usage and it does not cover any software products whether or not contained in the Product; any such software is provided "AS IS" unless expressly provided for in any enclosed software Limited Warranty.

To obtain warranty service, you must deliver the product, freight prepaid, in its original packaging or packaging affording adequate protection to Universal Remote Control at the address provided in the Owner's Manual. It is your responsibility to backup any macro programming, artwork, software or other materials that may have been programmed into your unit. It is likely that such data, software, or other materials will be lost during service and Universal Remote Control will not be responsible for any such damage or loss. A dated purchase receipt, Bill of Sale, Installation Contract or other verifiable Proof of Purchase is required. For product support and other important information visit Universal Remote Control's website: <http://www.UniversalRemoteControl.com> or call the Universal Remote Control Customer Service Center (914) 835-4484.

This Limited Warranty only covers product issues caused by defects in material or workmanship during ordinary consumer use. It does not cover product issues caused by any other reason, including but not limited to product issues due to commercial use, acts of God, third-party installation, misuse, limitations of technology, or modification of or to any part of the Universal Remote Control product. This Limited Warranty does not cover Universal Remote Control products sold as USED, AS IS, REFURBISHED, so-called "B STOCK" or consumables (such as batteries). This Limited Warranty is invalid if the factory-applied serial number has been altered or removed from the product. This Limited Warranty is valid only in the United States of America. This Limited Warranty specifically excludes products sold by unauthorized resellers.

Federal Communication Commission Interference Statement

This equipment has been tested and found to comply with the limits for a Class B digital device, pursuant to part 15 of the FCC Rules. These limits are designed to provide reasonable protection against harmful interference in a residential installation. This equipment generates, uses and can radiate radio frequency energy and, if not installed and used in accordance with the instructions, may cause harmful interference to radio communications. However, there is no guarantee that interference will not occur in a particular installation. If this equipment does cause harmful interference to radio or television reception, which can be determined by turning the equipment off and on, the user is encouraged to try to correct the interference by one more of the following measures:

- ◆ Reorient or relocate the receiving antenna.
- ◆ Increase the separation between the equipment and receiver.
- ◆ Connect the equipment into an outlet on a circuit different from that to which the receiver is connected.
- ◆ Consult the dealer or an experienced radio/TV technician for help.

Warning!

Changes or modifications not expressly approved by the manufacturer could void the user's authority to operate the equipment.

Note : The manufacturer is not responsible for any Radio or TV interference caused by unauthorized modifications to this equipment. Such modifications could void the user's authority to operate the equipment.

FCC Caution

This device complies with Part 15 of the FCC Rules. Operation is subject to the following two conditions: (1) this device may not cause harmful interference, and (2) this device must accept any interference received, including interference that may cause undesired operation.

Any changes or modifications not expressly approved by the party responsible for compliance could void the authority to operate equipment.

The antenna(s) used for this transmitter must not be co-located or operating in conjunction with any other antenna or transmitter.

Federal Communication Commission (FCC) Radiation Exposure Statement

The device and the antenna for this device must be installed to ensure a minimum separation distance of 20 cm or more from a person's body. Other operating configurations should be avoided.

Regulatory Information to the user

■ CE conformity Notice

Products with “CE” marking comply with the R&TTE Directive 1995/5/EC, EMC Directive 2004/108/EC and Low Voltage Directive 2006/95/EEC issued by the commission of the European Community.

1) R&TTE Directive

- LVD : EN 60950-1
- EMC : ETSI EN 301 489-1,3
- RF : ETSI EN 300 220-1,2
: ETSI EN 300

2) EMC Directive

- Emission : EN 55022
- Immunity : EN 55024
- Power : EN-61000-3-2, 3

■ Safety instruction for charging internal rechargeable battery of remote control Caution


Use only with EN60950-1 approved as Limited power source and double insulation() marked power adaptor & same ratings described on the product label (12Vdc,3.5A).

■ Declaration of Conformity

“Hereby, Universal Remote Control Inc. declares that this MRX-10 is in compliance with the Essential requirements and other relevant provisions of Directive 1999/5/EC.”



Universal Remote Control®

Certification	CE 0197
Type No.(Model No.)	MRX-10
Batch/Serial No.	-
Power Rating	12V  3.5A
Frequency band	2.45GHz (ZigBee-Pro)

Declaration of Conformity

Company Name : Universal Remote Control Inc.
 Company Address : 500 Mamaroneck Avenue, Harrison, NY 10528, U.S.A
www.universalsremote.com
 Contact Information : Phone: (914)835-4484 Fax: (914)835-4532
 Brand Name : UNIVERSAL remote control
 Product Name : NETWORK BASE STATION
 Model Name : MRX-10

This product herewith complies with the requirements of EMC Directive (2004/108/EC) and R&TTE Directive (1995/5/EC) issued by the Commission of the European Community

Compliance with these directives implies conformity to the following European Community

- EMC Directive
 - EN 55022
 - EN 55024
 - EN 61000-3-2
 - EN 61000-3-3
- R&TTE Directive
 - EN 60950-1
 - ETSI EN 301-489-1,3
 - ETSI EN 300 220-1,2
 - ETSI EN 300

List of test reports and/or certificate verified compliance with the standards above

- EMC Directive
 - Report No.
 - Testing Laboratory : Gumi College EMC Center
- R&TTE Directive
 - Certificate No.
 - Certificate Body : TUV Rheinland (No. 0197)

Date of issue : _____ November 30, 2010 _____

Name and signature of authorized person : _____ James Novak _____
 Senior Product Manager
 Universal Remote Control Inc.

