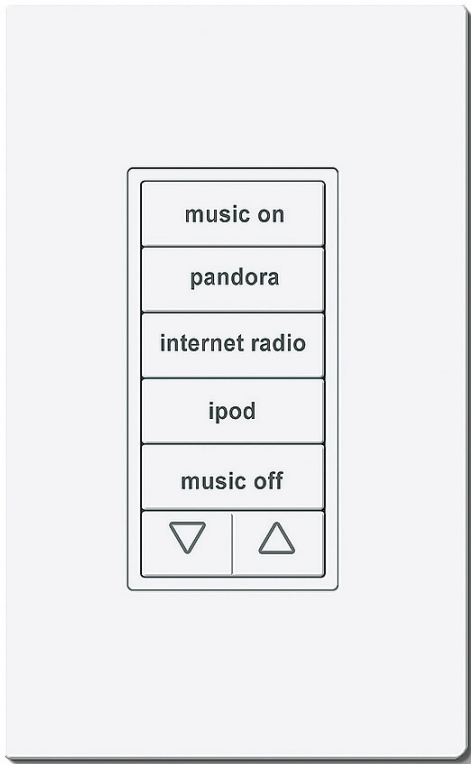




APPENDIX G
: USER'S MANUAL

TKP-100 Keypad

Owners Manual



TKP-100 Keypad Owners Manual ©2010 Universal Remote Control, Inc.

The information in this manual is copyright protected. No part of this manual may be copied or reproduced in any form without prior written consent from Universal Remote Control, Inc.

Universal Remote Control, INC. shall not be liable for operational, technical or editorial errors/omissions made in this manual.

The information in this manual may be subject to change without prior notice.

Complete Control is a registered trademark of Universal Remote Control, Inc.

All other brand or product names are trademarks or registered trademarks of their respective companies or organizations.



500 Mamaroneck Avenue, Harrison, NY 10528
Phone: (914) 835-4484 Fax: (914) 835-4532

TABLE OF CONTENTS

Introduction	1
Features and Benefits	1
Parts Guide	1
TKP-100 Button Descriptions	2
Frequently Asked Questions	3
Specifications	3
USA Limited Warranty Statement	4
Federal Communication Commission Interference Statement	5
Regulatory Information to the user	6
Declaration of Conformity	7

Introduction

Congratulations on your purchase of the TKP-100 In-wall keypad! The TKP-100 is an elegant, single-gang network keypad that lends simplicity and one touch control of your URC Lighting system or URC Whole House Music system.

Features and Benefits

Decora Style In-wall network Keypad:

- Decora Style in-wall keypad accepts all standard Decora style cover plates.

Backlit Buttons with Status Indication for URC Music Control:

- Five standard backlit buttons change to amber, when pressed. If the TKP-100 is configured to control a URC Music System, the "Source Selection" buttons will remain amber to indicate which music source is selected. When the room is turned off, the source button will return to the default state (White).
- One rocker style backlit button changes to amber when pressed, and then returns to its default state when released. URC Lighting Control and URC Music Control button sets included:
- Two sets of buttons are included in the TKP-100 box, to accommodate either URC Lighting applications or URC Music System applications.

Custom Buttons available:

- Custom labeling for all buttons is available from URC. Consult your URC Certified Dealer for more information.

Available in White, Black and Almond

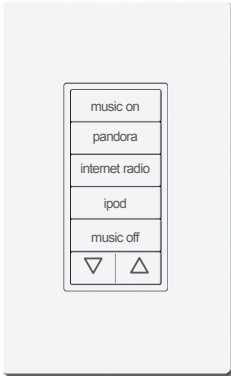
Parts Guide

The TKP-100 Keypad includes:

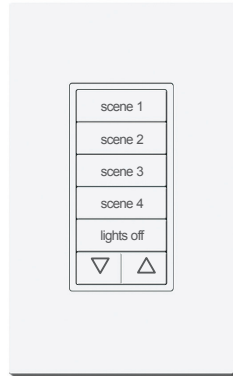
- | | |
|---|--|
| 1 - TKP-100 In-wall Keypad | 2- 6/32 Device Mounting Screws |
| 12 - Interchangeable Buttons for URC Lighting Control and URC Music Control | 1 - Owner's Manual
(Cover Plate not included) |

TKP-100 Button Descriptions

The front panel consists of 6 rows of replaceable buttons. Your whole house custom installer can customize the keypad layout for either music or lighting control



Music



Lighting

Music Control

To listen to music, simply press the on button or a music source, such as Pandora, internet radio or iPod.

To increase or decrease the volume, press the up or down arrow.

Turn off the whole house music by pressing "music off".
When a button is pressed it blinks orange for as long as the button is held.

Lighting Control

Select one of the scenes. The scene lights up in orange until the room has been brightened or dimmed, or the scene is changed.

To turn off the room lights, simply press the lights off button.

Press the up or down arrow to operate the brightness or dimness of the selected room light.

Frequently Asked Questions

Can I change the button layout of my TKP-100, myself?

No, the buttons correspond to the programming done by your URC Certified Dealer. To make any changes to your TKP-100 button layout contact your URC dealer to discuss your request. There may be an additional charge associated with changing button layouts after a TKP-100 has been installed in your system.

I decided I would like to have custom button labels added to my TKP-100 keypad, how do I make that happen?

Contact your URC Certified Dealer who can order and install custom labeled buttons. There may be an additional charge associated with changing out buttons after a TKP-100 has been installed in your system.

Are "Blank" buttons available for the TKP-100 keypad?

Yes, "Blank" buttons are available through a Certified URC Dealer.

Can I mix URC Lighting control and URC Music System Control on the same TKP-100 keypad?

No, the TKP-100 keypad was designed to either control URC Lighting or a URC Music System. While a Certified URC Dealer can custom program the TKP-100 to do virtually any function, we do not recommend mixing URC Lighting control and URC Music control on a single TKP-100 keypad.

My TKP-100 is not working, or has locked up, what do I do?

You can reset the TKP-100 keypad by "Pressing and Holding" the "Top Button" and the "Lower Left Button", for five seconds. If resetting the TKP-100 does not solve your problem, contact your Certified URC Dealer for assistance.

Specifications

Microprocessor: 55MHz RISC

Memory: 4 Megabits of Serial Flash, 512KB Flash, 128KB SRAM

Macro Capability: Unlimited via the MRX-10

Network: One 10/100 Ethernet port (Indicator 2 LED, PoE)

Indicator: On/Off LED 7 Button (Orange/White)

Power: PoE

Size: 4.12" x 1.75 x 1.25" (H x W x D)

Weight: 0.18 lbs. (0.082Kg)

USA Limited Warranty Statement

Your Universal Remote Control, when delivered to you in new condition, is warranted against defects in materials or workmanship as follows: **UNIVERSAL REMOTE CONTROL, INC.** warrants this product against defects in material or workmanship for a period of one (1) year and as set forth below. Universal Remote Control will, at its sole option, repair the product using new or comparable rebuilt parts, or exchange the product for a comparable new or rebuilt product. **In the event of a defect, these are your exclusive remedies.**

This Limited Warranty covers only the hardware components packaged with the Product. It does not cover technical assistance for hardware or software usage and it does not cover any software products whether or not contained in the Product; any such software is provided "AS IS" unless expressly provided for in any enclosed software Limited Warranty.

To obtain warranty service, you must deliver the product, freight prepaid, in its original packaging or packaging affording adequate protection to Universal Remote Control at the address provided in the Owner's Manual. **It is your responsibility to backup any macro programming, artwork, software or other materials that may have been programmed into your unit. It is likely that such data, software, or other materials will be lost during service and Universal Remote Control will not be responsible for any such damage or loss.** A dated purchase receipt, Bill of Sale, Installation Contract or other verifiable Proof of Purchase is required. For product support and other important information visit Universal Remote Control's website: <http://www.UniversalRemote.com> or call the Customer Service Center (914) 835-4484.

This Limited Warranty only covers product issues caused by defects in material or workmanship during ordinary consumer use. It does not cover product issues caused by any other reason, including but not limited to product issues due to commercial use, acts of God, third-party installation, misuse, limitations of technology, or modification of or to any part of the Universal Remote Control product. This Limited Warranty does not cover Universal Remote Control products sold as USED, AS IS, REFURBISHED, so-called "B STOCK" or consumables (such as batteries). This Limited Warranty is invalid if the factory-applied serial number has been altered or removed from the product. This Limited Warranty is valid only in the United States of America. **This Limited Warranty specifically excludes products sold by unauthorized resellers.**

Federal Communication Commission Interference Statement

This equipment has been tested and found to comply with the limits for a Class B digital device, pursuant to part 15 of the FCC Rules. These limits are designed to provide reasonable protection against harmful interference in a residential installation. This equipment generates, uses and can radiate radio frequency energy and, if not installed and used in accordance with the instructions, may cause harmful interference to radio communications. However, there is no guarantee that interference will not occur in a particular installation. If this equipment does cause harmful interference to radio or television reception, which can be determined by turning the equipment off and on, the user is encouraged to try to correct the interference by one more of the following measures:

- ◆ Reorient or relocate the receiving antenna.
- ◆ Increase the separation between the equipment and receiver.
- ◆ Connect the equipment into an outlet on a circuit different from that to which the receiver is connected.
- ◆ Consult the dealer or an experienced radio/TV technician for help.

Warning!

Changes or modifications not expressly approved by the manufacturer could void the user's authority to operate the equipment.

Note : The manufacturer is not responsible for any Radio or TV interference caused by unauthorized modifications to this equipment. Such modifications could void the user's authority to operate the equipment.

FCC Caution

This device complies with Part 15 of the FCC Rules. Operation is subject to the following two conditions: (1) this device may not cause harmful interference, and (2) this device must accept any interference received, including interference that may cause undesired operation.

Any changes or modifications not expressly approved by the party responsible for compliance could void the authority to operate equipment.

Regulatory Information to the user

■ CE conformity Notice

Products with “CE” marking comply with the R&TTE Directive 1995/5/EC, EMC Directive 2004/108/EC and Low Voltage Directive 2006/95/EEC issued by the commission of the European Community.


1) EMC Directive

- Emission : EN 55022
- Immunity : EN 55024
- Power : EN-61000-3-2, 3

■ Declaration of Conformity

“Hereby, Universal Remote Control Inc. declares that this TKP-100 is in compliance with the Essential requirements and other relevant provisions of Directive 1999/5/EC.”



Certification	CE
Type No.(Model No.)	TKP-100
Batch/Serial No.	-
Power Rating	48.0V  .32A

Declaration of Conformity

Company Name : Universal Remote Control Inc.
 Company Address : 500Mamaroneck Avenue, Harrison, NY 10528, U.S.A
www.universalremote.com
 Contact Information : Phone: (914)835-4484 Fax: (914)835-4532
 Brand Name : UNIVERSAL remote control
 Product Name : In-Wall Keypad
 Model Name : TKP-100

This product herewith complies with the requirements of EMC Directive (2004/108/EC) issued by the Commission of the European Community

Compliance with these directives implies conformity to the following European Community

- EMC Directive
 - EN 55022
 - EN 55024
 - EN 61000-3-2
 - EN 61000-3-3

List of test reports and/or certificate verified compliance with the standards above

- EMC Directive
 - Report No.
 - Testing Laboratory : Gumi College EMC Center

Date of issue : November 29, 2010

Name and signature of authorized person : James Novak
 Senior Product Manager
 Universal Remote Control Inc.



500 Mamaroneck Avenue, Harrison, NY 10528

Phone: (914) 835-4484 Fax: (914) 835-4532

www.universalremote.com