



## INSTRUCTION MANUAL

# NFC Communication Tray Model: HHX-IT3-Z

# CONTENTS

Introduction.....	3
Important safety information .....	4
Know your unit .....	6
Transferring data to the PC .....	7
Care and maintenance.....	8
Troubleshooting tips .....	9
Specifications .....	10
About the communication function .....	11
Limited warranty.....	12

# INTRODUCTION

Thank you for purchasing the OMRON NFC Communication Tray.

**Fill-in for future reference**

**DATE PURCHASED:** \_\_\_\_\_



- **Staple your purchase receipt here**
- **Register your product online at [www.register-omron.com](http://www.register-omron.com)**

Please read this instruction manual thoroughly before using the unit.  
Please keep this for future reference.








Do not use this unit outside the country you purchased it in.  
If you use it elsewhere, you may violate the radio laws or regulations of that country.

## IMPORTANT SAFETY INFORMATION

To assure the correct use of the product, basic safety use should always be followed including the warnings and cautions listed in this instruction manual.

SAFETY SYMBOLS USED IN THIS INSTRUCTION MANUAL	
 <b>WARNING</b>	Indicates a potentially hazardous situation which, if not avoided, could result in death or serious injury.
 <b>CAUTION</b>	Indicates a potentially hazardous situation which, if not avoided, may result in minor or moderate injury to the user or patient or damage to the equipment or other property.

### Operating the Device

-  This product is a reader-writer that uses radio waves for RFID equipment. The application and location of this product may affect medical devices. The following precaution must be observed in the application of this product to minimize the effects on medical devices. Any person with an implanted medical device must keep the area where the device is implanted at least 9 inches (22 cm) away from the antenna of this product.
-  Do not use damaged USB cables or plugs. Doing so may cause an electric shock, short-circuiting, or fire.
-  Read all information in the instruction manual and any other literature included in the box before using the unit.
-  Operate the unit only as intended. Do not use for any other purpose.
-  Do not touch the USB Connector with wet hands.
-  Do not use the unit near objects that emit strong magnetic or radio waves, in locations where it may be exposed to static electricity, on a tilted surface or in an unstable place where it may be subject to vibrations. Using the unit in such environments may result in unit malfunction or data transfer failure.
-  To ensure correct usage, only use this product with a NFC enabled device. For more information on products that are NFC enabled, visit [www.omronhealthcare.com](http://www.omronhealthcare.com)

## IMPORTANT SAFETY INFORMATION

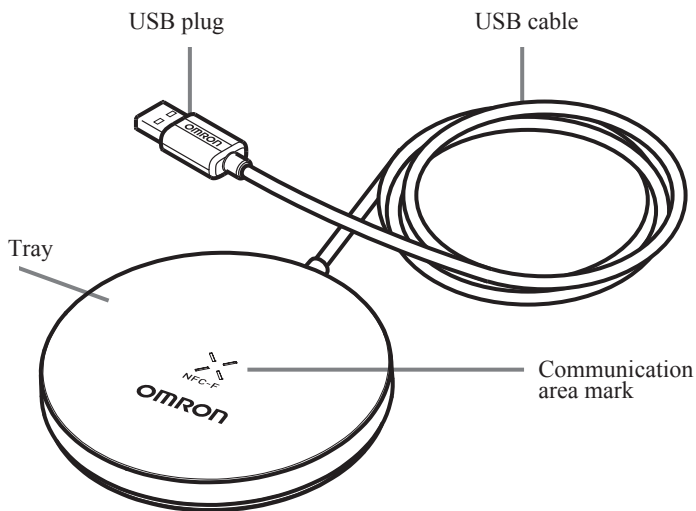
- ⚠ Do not place devices that do not support the NFC Communication Tray directly on or near the unit. Do not place more than two devices directly on or near the unit.
- ⚠ Do not unplug the USB cable while the unit is transferring data. Doing so may result in a transfer failure.
- ⚠ Do not insert any foreign objects into the USB plug. Doing so may result in a function failure.
- ⚠ Do not place heavy objects or devices on the USB cable. Do not damage, fabricate, forcefully bend, twist, pull, squeeze, or heat the USB cable. When disconnecting the NFC Communication Tray, do not pull the USB cable. Always hold and pull the USB plug. Do not wrap the USB cable around the tray when storing the unit. Doing so may damage the cable.
- ⚠ The unit may not operate normally if a USB hub or extension cable is used. If it does not function correctly, directly connect the unit to the PC.



## CARE AND MAINTENANCE

- ⚠ Do not disassemble or modify the unit. Changes or modifications not approved by Omron Healthcare will void the user warranty.
- ⚠ Dispose of the unit and components according to applicable local regulations. Unlawful disposal may cause environmental pollution.

## KNOW YOUR UNIT



## **TRANSFERRING DATA TO THE PC**

In order to transfer the data to computer, software needs to be downloaded first. For more instruction regarding the software, please refer to the communication device's Instruction Manual.

## CARE AND MAINTENANCE

To keep the unit in the best condition and protect it from damage, follow the directions listed below:

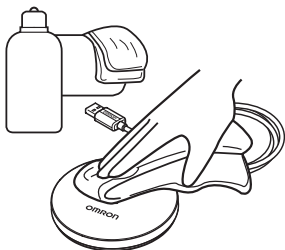
### **⚠CAUTION**

Do not disassemble or modify the unit.

Changes or modifications not approved by Omron Healthcare will void the user warranty.

### **Clean the unit with a soft dry cloth.**

Do not use any abrasive or volatile cleaners. To remove stubborn stains, wipe the unit with a damp cloth moistened with water or mild detergent. Then, wipe the unit with a dry cloth.



### **Do not immerse the unit or any of the components in water.**

The unit is not waterproof. Do not wash it or touch it with wet hands. Be careful that water does not get into the unit.

### **Store the unit in a safe and dry location.**

Avoid exposure to direct sunlight, high temperatures, high humidity, water, dust or salty air.

### **Do not subject the unit to strong shock, drop, or step on it.**

### **Avoid exposing the unit to chemical or corrosive vapors.**

### **Keep the unit out of the reach of young children.**

**Use of the unit must be consistent with the instructions provided in this manual.**



## TROUBLESHOOTING TIPS

Problem	Probable Cause	How to Correct
No data is transferred.	Software is not installed or it has not been started.	Refer to your device's Instruction Manual.
	The NFC Communication Tray is not connected properly.	Connect the NFC Communication Tray properly.
	The communication area mark on the device is not aligned to the mark on the NFC Communication Tray.	Match the marks on the device and the NFC Communication Tray.
	Data transfer was attempted near a magnetic source.	Transfer data in a location not affected by an electromagnetic interference.

### NOTES:

- Ensure that the USB cable is plugged into the USB 2.0 (USB 1.1) port when connecting the unit to the PC. Currently, a USB 3.0 port is not supported. Some PCs may have both USB 3.0 and USB 2.0 ports. Always use the USB 2.0 port even on such PCs.
- If the data transfer is still not working after trying the above troubleshooting tips, there may be a product failure occurring. For failure of the product, please contact the Omron Healthcare's Customers Service.

## SPECIFICATIONS

Model:	<b>OMRON NFC Communication Tray HHX-IT3-Z</b>
Communication system:	Based on NFC-F (ISO/IEC 18092), Based on RFID (ISO/IEC 15693)
Power supply:	5VDC (supplied via USB)
Operating Temperature/ Humidity:	41°F to 95°F (+5°C to +35°C) / 30% to 85%RH
Weight:	Approx. 2 1/4" oz (65 g) (including USB cable)
Dimensions:	Approx. 3 3/4" (diameter) × 1/2" (h) (φ 95 mm × 13 mm)
Contents:	NFC Communication Tray and Instruction Manual

- Specifications are subject to change without notice.

## ABOUT THE COMMUNICATION FUNCTION

### **FCC CAUTION:**

This unit complies with part 15 of the FCC Rules.

Operation is subject to the following two conditions:

- (1) This unit may not cause harmful interference, and
- (2) this unit must accept any interference received, including interference that may cause undesired operation.

Changes or modifications not expressly approved by the party responsible for compliance could void the user's authority to operate the unit.

This unit has been tested and found to comply with the limits for a Class B digital device, pursuant to part 15 of the FCC Rules. These limits are designed to provide reasonable protection against harmful interference in a residential installation. This unit generates, uses and can radiate radio frequency energy and, if not installed and used in accordance with the instructions, may cause harmful interference to radio communications. However, there is no guarantee that interference will not occur in a particular installation. If this unit does cause harmful interference to radio or television reception, which can be determined by turning the unit off and on, the user is encouraged to try to correct the interference by one or more of the following measures:

- Reorient or relocate the receiving antenna.
- Increase the separation between the unit and receiver.
- Connect the unit into an outlet on a circuit different from that to which the receiver is connected.
- Consult the dealer or an experienced radio/TV technician for help.

## LIMITED WARRANTY

Your OMRON NFC Communication Tray is warranted to be free from defects in materials and workmanship appearing within 1 year from the date of purchase, when used in accordance with the instructions provided with the unit. The above warranties extend only to the original retail purchaser.

We will, at our option, replace without charge any unit covered by the above warranties. Replacement is our only responsibility and your only remedy under the above warranties.

To obtain warranty service contact Omron's Customer Support at 1-800-634-4350. Information for warranty service is available on our website at [www.omronhealthcare.com](http://www.omronhealthcare.com).

Enclose the Proof of Purchase. Include a letter, with your name, address, phone number, and description of the specific problem. Pack the product carefully to prevent damage in transit. Because of possible loss in transit, we recommend insuring the product with return receipt requested.

**THE FOREGOING IS THE SOLE WARRANTY PROVIDED BY OMRON IN CONNECTION WITH THIS PRODUCT, AND OMRON HEREBY DISCLAIMS ANY OTHER WARRANTIES, EXPRESS OR IMPLIED, INCLUDING IMPLIED WARRANTIES OF MERCHANTABILITY AND FITNESS FOR A PARTICULAR PURPOSE. IMPLIED WARRANTIES AND OTHER TERMS THAT MAY BE IMPOSED BY LAW, IF ANY, ARE LIMITED IN DURATION TO THE PERIOD OF THE ABOVE EXPRESS WARRANTY.**

## LIMITED WARRANTY

**OMRON SHALL NOT BE LIABLE FOR LOSS OF USE OR ANY OTHER SPECIAL, INCIDENTAL, CONSEQUENTIAL OR INDIRECT COSTS, EXPENSES OR DAMAGES.**

This warranty provides you with specific legal rights, and you may have other rights that vary by jurisdiction. Because of special local requirements, some of the above limitations and exclusions may not apply to you.

### FOR CUSTOMER SERVICE

Visit our web site at:

[www.omronhealthcare.com](http://www.omronhealthcare.com)

Call toll free:

1-800-634-4350

Manufactured for:  
OMRON HEALTHCARE Co., Ltd.  
Distributed by:  
OMRON HEALTHCARE, INC.  
1925 West Field Court  
Lake Forest, IL 60045 U.S.A.

[www.omronhealthcare.com](http://www.omronhealthcare.com)  
© 2012 OMRON HEALTHCARE, INC.

Made in China

HHX-IT3-Z  
1883299-7A