

Bring Some Fun Into Your Digital Life!

Why just talk on your home phone when you can access all the digital content you desire on a large 7" full color touch screen? Experience the convergence of voice, video, and data in one compact device.

Openframe allows access to news, weather, stocks, movie showtimes and trailers, music, videos, podcasts, photos, and so much more!



The OpenFrame platform **Unifies** dozens of devices and applications into one intuitive interface.

< Mouse over images to view

Introduction

OpenPeak's Home Energy Management Solution is based on our highly successful OpenPeak Platform and OpenFrame family of devices. Our latest line of multimedia touch screen units are designed for deployment by Public Utilities to their customers. This energy management solution allows utilities to create a partnership with consumers to manage energy consumption. In doing so consumers both save money and help preserve the environment.

What We Provide

Support & Advantages



Introduction ▶

What We Provide ▼

We provide a simple user-friendly display of real-time energy usage and pricing, a centralized user interface for thermostats, and communication capabilities including demand response event notification. Additionally our devices provide a unique forward-flexibility enabling Utilities to push desired updates as well as pricing and savings opportunities to device in homes.

Support & Advantages ▶



- Introduction ▶
- What We Provide ▶
- Support & Advantages ▼**

We support a variety of communication standards, including ZigBee and WiFi. A pivotal point of differentiation for OpenPeak is our ability to leverage our multimedia touch screen user interface and suite of downloadable applications and content including news, sports, weather, popular social networks, and instant messaging all on the same device.





Find Applications ▶

View Information ▼

Each application has a description, star rating and preview screen. You can read a detailed description and see a screen preview before adding it to your cart. Users of previously downloaded applications can also rate them and write reviews.

Select & Download ▶



- Find Applications ▶
- View Information ▶
- Select & Download ▼

Once you had a chance to preview all the features of a particular application, simply add it to your cart. When you're finished, touch "checkout" to download your selected applications. They will appear on your OpenFrame within a few seconds, ready for immediate use!



Device Management ▼

Our OpenFrame Device Management service gives service providers the ability to monitor the status and configuration of deployed devices in a convenient web-based interface. In addition, the service provider can check application statistics to see which ones are used more frequently during a specific time period.

Monitoring & Control ▶**Application Statistics** ▶

Web-based Services.

Device Management ▶

Monitoring & Control ▼

- Check status of deployed devices
- Troubleshoot problems
- Upgrade firmware
- Provision service and features for specific units

Application Statistics ▶

OpenFrame Information Center

OpenPeak OpenFrame Device Management

Log Out | Change Password | Home | Group Management | Firmware Updates | Statistical Logs

General Statistics
 Total Number of Devices: 3
 Total Devices Online: 0
 Most popular app today: Calculator [View more](#)

Search Engine
 Search: by

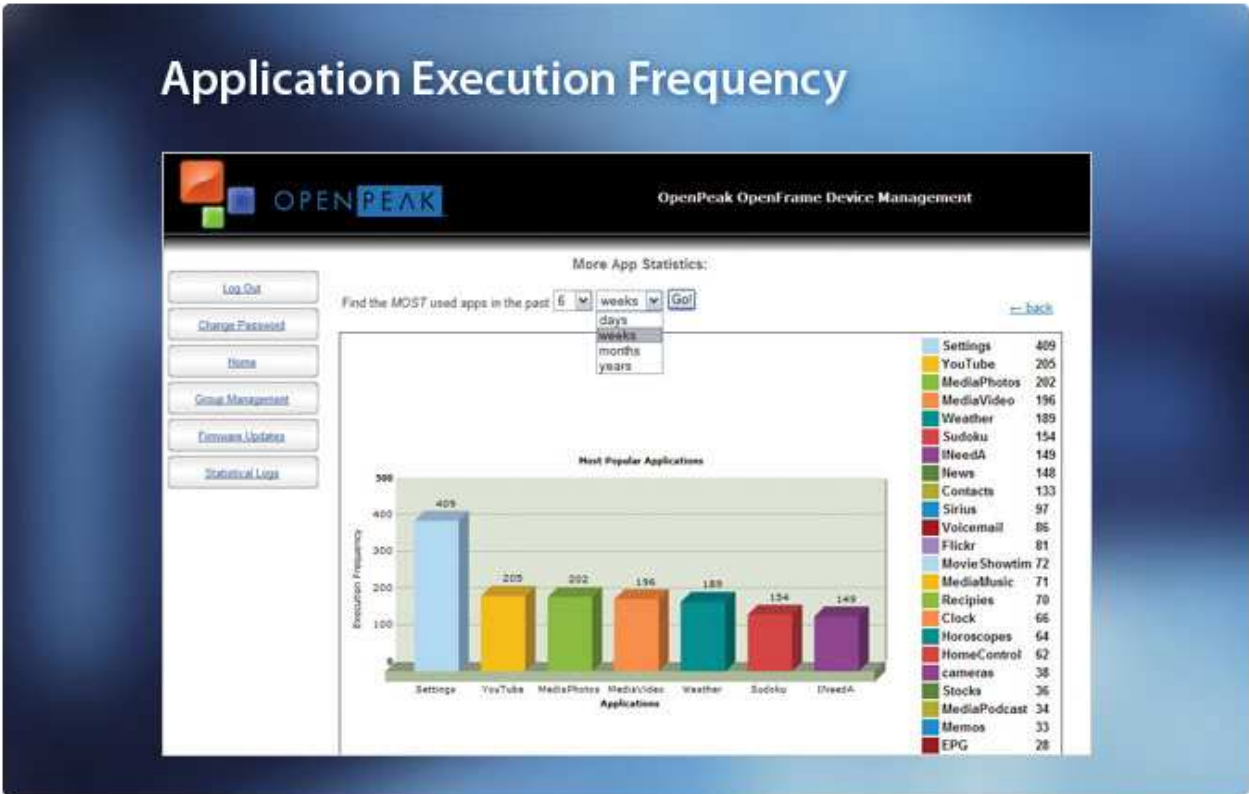
Showing 1 thru 3 of 3

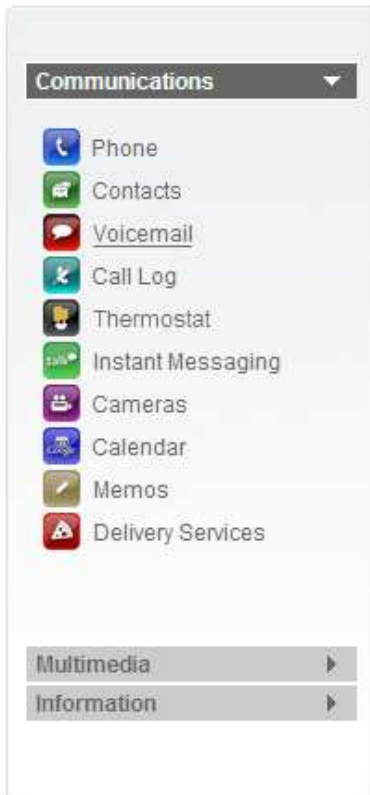
| MAC Address | Comment | Last Heartbeat | App Records | Phone Records | Boot Records | Applied Updates | Group Membership | Start Date | End Date | Device Usage |
|-------------------|--------------------|----------------------|-------------|---------------|--------------|-----------------|------------------|----------------------|----------------------|--------------|
| 00:13:EB:9D:10:92 | Intel Second Unit | 16 May 2008 17:34:22 | 0 | 0 | 12 | 2 | 0 | 05 May 2008 08:00:00 | N/A | View |
| 00:13:EB:9D:5C:A8 | Intel | 27 Jun 2008 15:50:58 | 888 | 21 | 4 | 0 | 0 | 21 Mar 2008 08:00:00 | N/A | View |
| 00:13:EB:9D:5D:D4 | Intel Demo June 05 | 19 Jul 2008 17:02:49 | 0 | 0 | 110 | 1 | 0 | 01 Jul 2008 08:00:00 | 07 Jul 2008 08:00:00 | View |

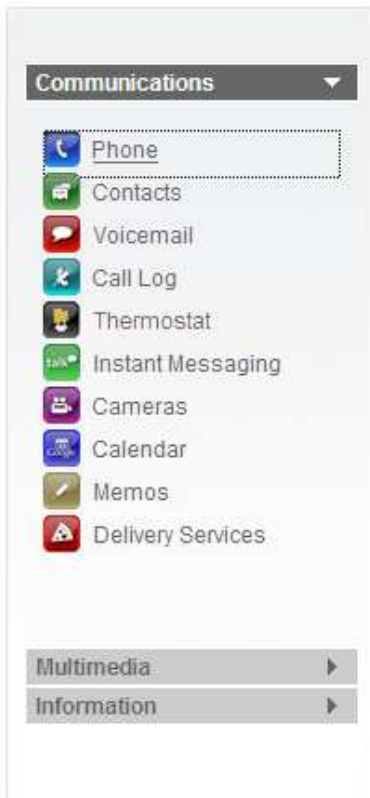
Showing 1 thru 3 of 3

- Device Management ▶
- Monitoring & Control ▶
- Application Statistics ▼**

- Colorful graph lets you quickly see the most popular applications
- Track usage by application
- Check trends over various time periods
- Data can be used for customer-driven new application development



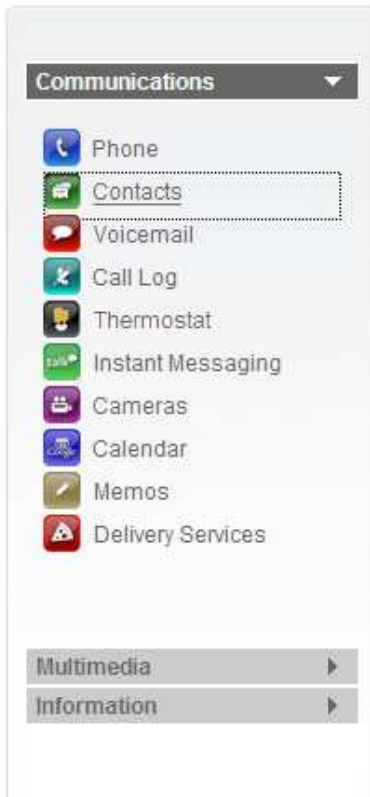




The central part of the image shows a 'Phone' application interface. The title 'Phone' is at the top left. Below it is a blue telephone handset icon. The interface includes a status bar at the top right showing 'Tue, June 24 3:14 PM'. The main area has an 'Enter Number' field with '555-638-9924' entered. Below the field is a numeric keypad with letters associated with numbers (e.g., 2 ABC, 3 DEF). There are also buttons for 'Flash', 'Call', 'Mute', 'Redial', 'Contacts', 'Call Logs', 'Messages', and 'Handsets'. A volume slider is visible at the bottom left of the keypad area.

To the right of the interface is a dark grey vertical panel. At the top is a blue rounded square icon with a white telephone handset. Below the icon is the following text:

Hear high definition audio with all the benefits of VoIP. Includes conference calling, call forwarding, click-to-dial contacts, and caller ID.

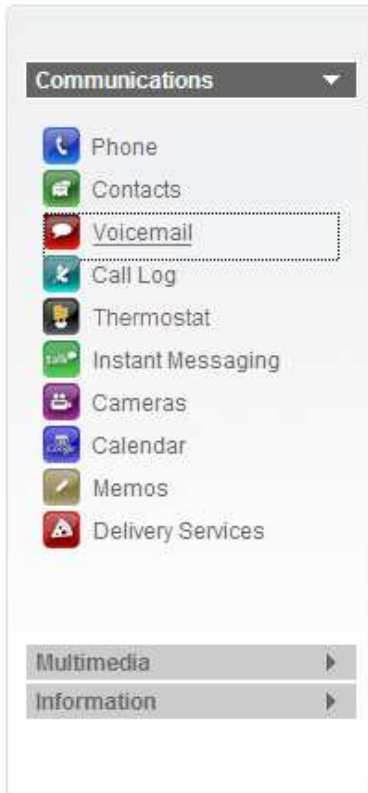


Contacts

A screenshot of a mobile contacts application interface. It features a header with 'Contacts' and a date/time display 'Tue, April 8 4:02 PM'. Below the header is a grid of contact entries, each with a name and two phone numbers. The contacts listed are: Adams, Lori; Alexander, Steve; Anderson, Nancy; Andrews, Julie; Appleton, John; and Burrows, Josh.

| Name | Phone 1 | Phone 2 |
|------------------|----------------|----------------|
| Adams, Lori | (888) 620-3590 | (888) 620-3000 |
| Alexander, Steve | (888) 347-0930 | (888) 620-3576 |
| Anderson, Nancy | (888) 620-3576 | (888) 347-0930 |
| Andrews, Julie | (888) 620-3592 | (888) 347-0641 |
| Appleton, John | (888) 347-0641 | (888) 620-3576 |
| Burrows, Josh | (888) 601-8855 | (888) 347-0930 |

Keep in touch with all your important contacts. Sync with select wireless carrier networks to provide a seamless extension of your mobile device.



Voicemail



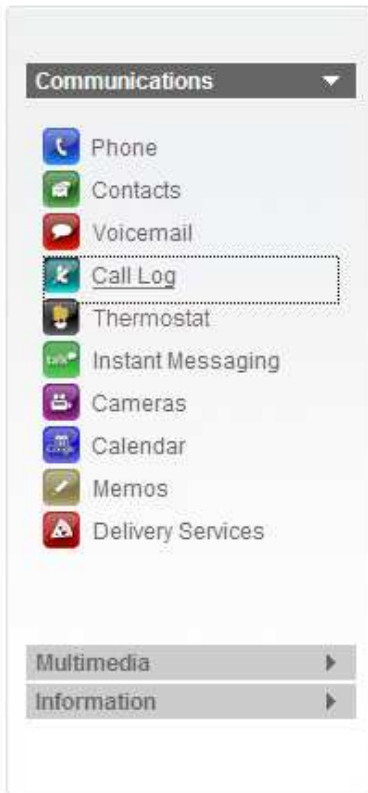


Quickly see incoming voicemail messages. Includes name of caller, number, and time and date of the message.

The central image shows a 'Voicemail' interface on a mobile device. It features a list of incoming messages with the following details:

| Caller Name | Phone Number | Time and Date |
|---------------|---------------|-----------------------|
| John Smith | (561)564-8675 | April 8 2008, 6:38 PM |
| Mike Self | (954)564-8623 | April 8 2008, 6:20 PM |
| Brian Duran | (561)324-9756 | April 8 2008, 6:12 PM |
| David Spacey | (212)764-5725 | April 8 2008, 6:38 PM |
| Marie Stater | (561)564-8677 | April 8 2008, 6:45 PM |
| Michael Smart | (561)857-9124 | April 8 2008, 6:39 PM |

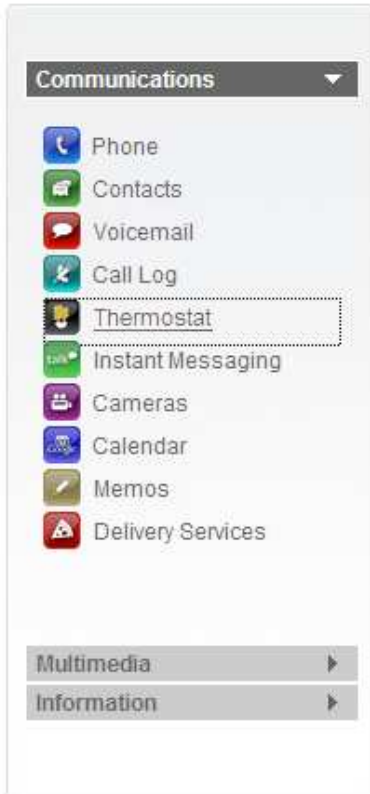
Below the list are playback controls including a play button, a progress bar, and volume controls.



Call Log



Tracks incoming and outgoing calls. Includes names of callers, phone numbers, time calls came in, and duration of calls.

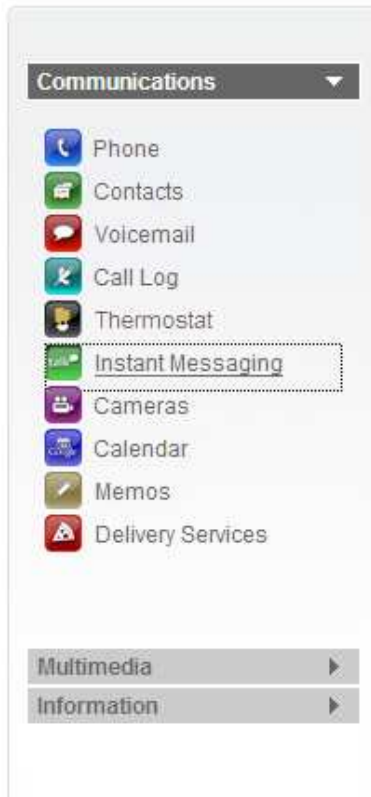


Thermostat

The thermostat app interface displays the current time as 6:03 PM on Monday, March 23. It features a temperature slider set to 78°F, with a '78°' label above the slider. Below the slider, the current temperature is 77°F with 45% humidity. The status is 'Cool' with a lock icon, and the fan is set to 'Auto'. The outdoor temperature is 85°F with 45% humidity. A green 'Energy Save' button is visible on the right. The interface also includes tabs for 'Energy Use', 'Thermostat', 'Ways to Save', and 'Settings'.



Advanced thermostat monitoring and control helps maximize energy savings with a simple programmable interface.

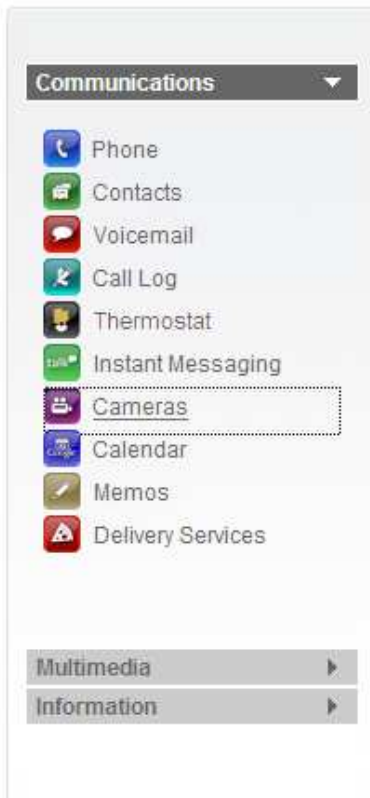


Instant Messaging

A screenshot of the Google Talk web interface. The interface is titled 'Google Talk' and shows a 'Buddies' list on the left and a chat window on the right. The buddies list includes JohnD, Bob27272, JenSmith, David123, Mike27, and MaryS. The chat window shows a conversation between JohnD and Me, discussing meeting plans for tonight.

The Google Talk logo, which consists of the word 'talk' in white lowercase letters inside a green rounded square with a white speech bubble icon.

Use Google™ Talk to chat with all of your Google Talk and Gmail™ contacts in real time.



Cameras

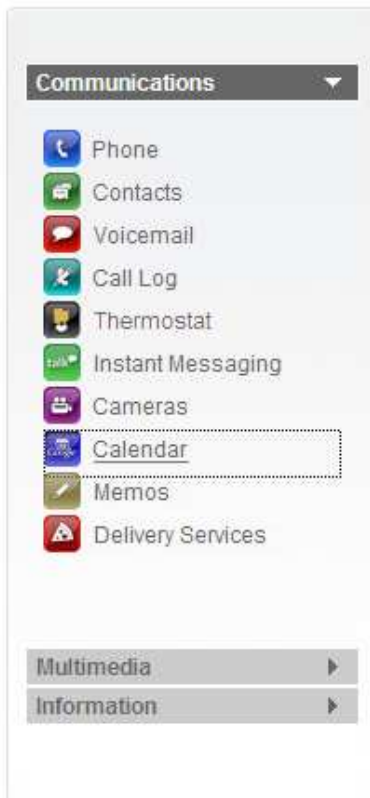


Tue, April 8 6:03 PM

Phone



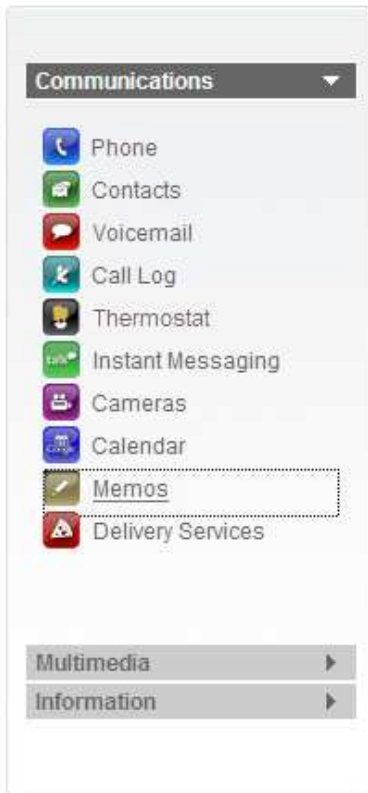
Keep an eye on a sleeping baby, see who's at the front door, or check multiple cameras that assist with monitoring your home.



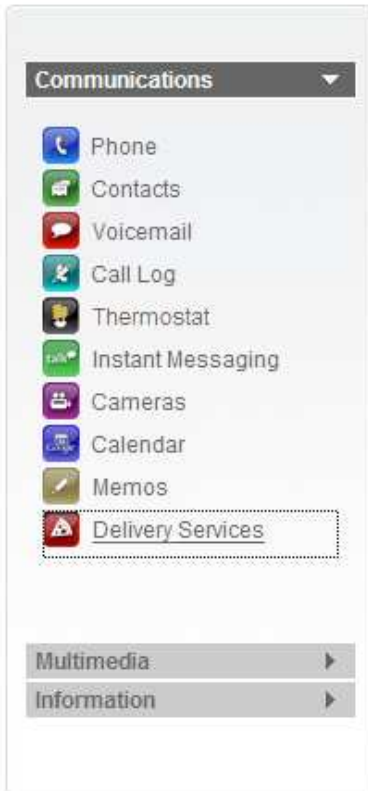
Calendar

A 3D rendering of a Google Calendar application on a tablet. The screen shows a monthly view for April 2008. The interface includes a 'Month' and 'Day' toggle, a status bar at the top showing 'Tue, April 8, 6:01 PM', and a navigation bar at the bottom. The calendar grid shows dates from 1 to 30, with some dates having blue bars representing appointments. The Google logo is visible in the top left corner of the app interface.

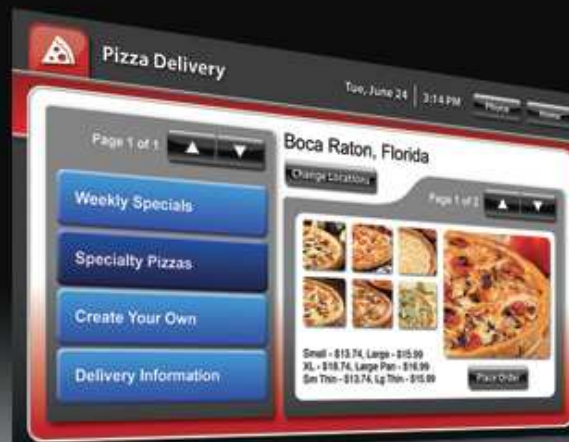
Keep all your appointments organized and centralized in one convenient location. Easily toggle between month and day views.




The advertisement features a dark background. On the left, a stylized smartphone screen displays the 'Memos' application interface. The screen shows a list of notes with titles and timestamps: Groceries (4/4/2008 11:19:41 pm), Dentist (4/7/2008 03:45:14 pm), Trip (4/8/2008 08:19:41 pm), Birthday Party (4/9/2008 11:19:41 pm), Taxes (4/10/2008 09:27:57 pm), and Dinner Tonight (4/12/2008 11:19:41 pm). A 'Contents' sidebar on the right shows a preview of a note: 'Don't forget your dentist appointment at 7:00 pm tonight'. Above the screen is a glowing 'Memos' icon (a pencil in a square). To the right of the screen, text reads: 'Memos helps you to keep notes or to-do lists in one central location that's always at your fingertips. No pen and paper required.'



Delivery Services



Touch-to-order delivery services makes it easy to order from many popular restaurants. Easily compare prices and options with visual feedback.



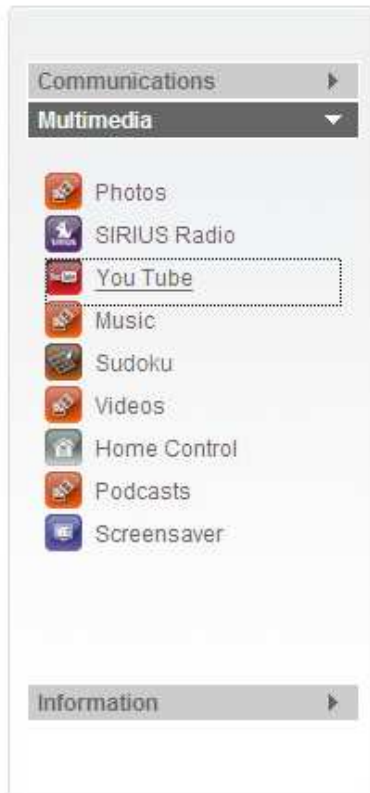
View and store your favorite pictures or create a slide show to view while in standby mode, or anytime.



SIRIUS® Radio

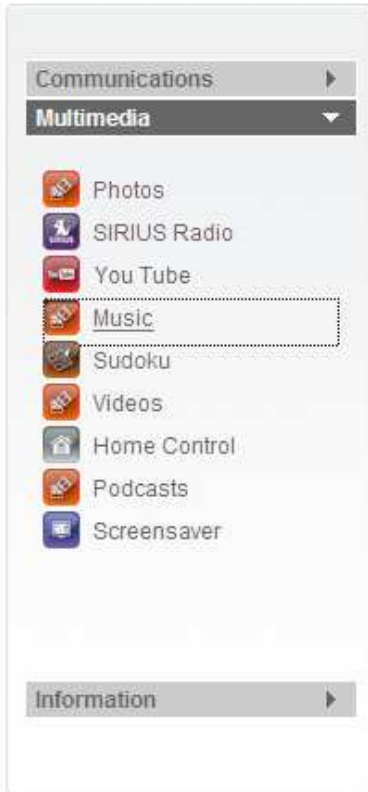
The screenshot shows the SIRIUS Radio application interface. It features a 'Categories' sidebar with buttons for Classic, Hip Hop, R&B, Jazz, Rock, and Country. The main area displays a grid of show thumbnails including Soul Train, Heart & Soul, R&B Jams, Soul Train, Hip Hop Nation, All Nation, The Pub, and Soul Love. The interface includes a 'Controls' tab and a status bar at the top showing 'Tue, April 6 6:03 PM'.

Enjoy commercial-free music, original shows, and the latest sports and news coverage. Paid subscription is required.



The composite image features a dark background. On the left, a browser window displays the YouTube website interface, including the search bar, navigation tabs (Search, Featured, Top Rated, Popular), and a 'Top Rated' section with video thumbnails for 'Evolution of Dance', 'Ariell Lavigne - Girlfriend', 'Flowers in growth', and 'Smiling Panda'. The browser's address bar shows 'Tue, April 8 | 6:03 PM'. In the top right corner, the YouTube logo is displayed in a red rounded square. To the right of the logo, a text box contains the following text:

See the latest video clips and browse millions of videos including movie clips, TV clips, music videos, short original videos and videoblogs.



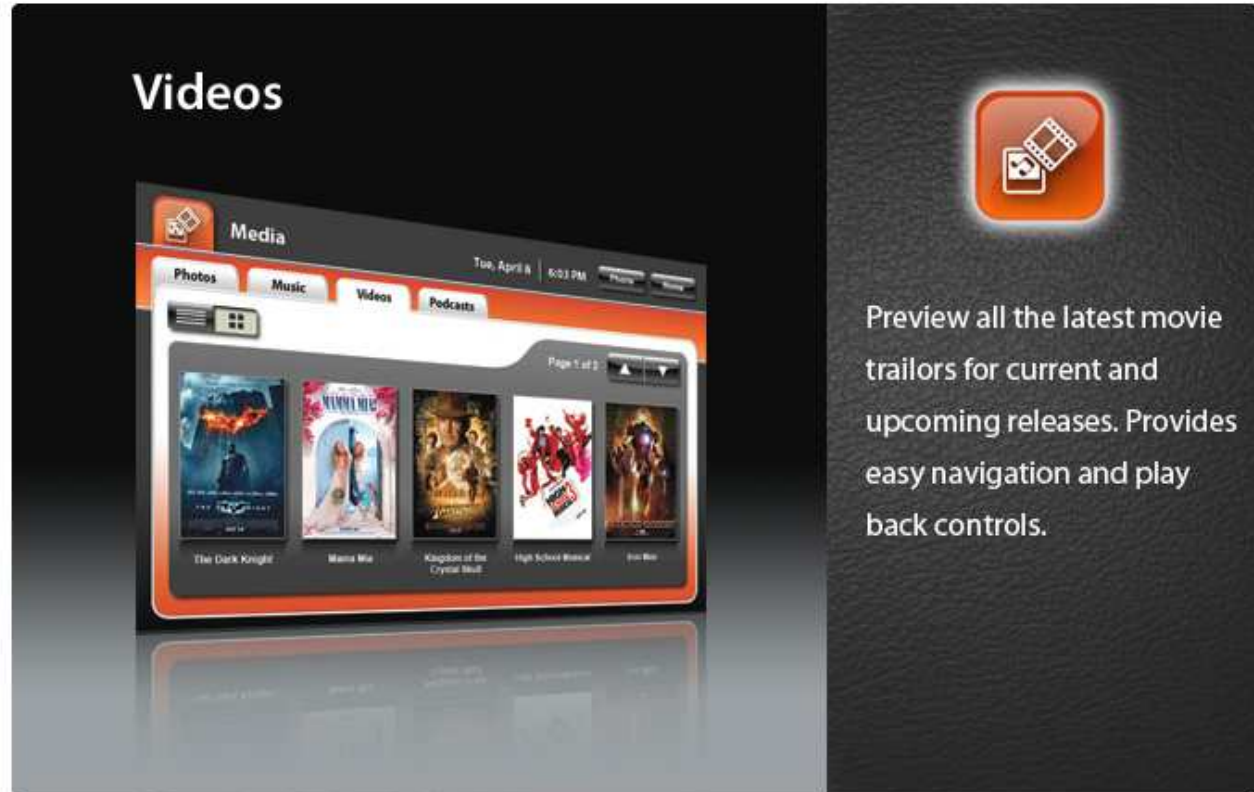
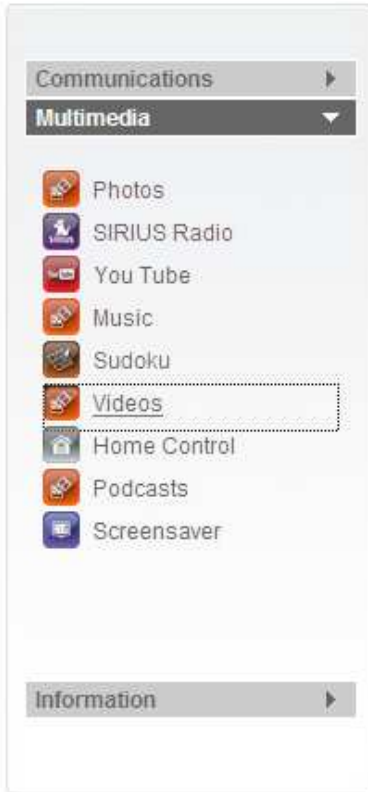
Play all your favorite tunes from your music library. Features like high-quality speakers and easy player controls will be music to your ears.



Sudoku

The screenshot shows the Sudoku game interface. At the top, it says 'Sudoku' and 'Tue, June 24 3:14 PM'. Below the title bar are buttons for 'Save Game' and 'New Game'. A timer shows '0:02'. The main area features a 9x9 grid with some numbers pre-filled. A numeric keypad is visible at the bottom left of the grid area.

This popular game has a unique solution that can be reached by using reasoning and logic.



Preview all the latest movie trailers for current and upcoming releases. Provides easy navigation and play back controls.



Home Control

The 'Home Control' interface is displayed on a tablet. At the top, it shows the date 'April 8' and time '4:03 PM'. Below the title, there is a 'Back' button and a 'Page 1 of 1' indicator. The main screen shows a list of rooms on the left: Living Room, Family Room, Home Theater, Main Office, Master Bedroom, Dining Room, and Side Den. In the foreground, a modal window is open for the 'Living Room', showing three activity options: 'Watch TV', 'Watch DVD', and 'Play CD'. A prompt at the bottom of the modal asks, 'Please select an activity for the Living Room'.

A glowing square icon containing a white house symbol with a mobile phone handset inside, representing the Home Control application.

Take control over many of the electronic devices in your home. Set up individual rooms that can be controlled remotely from the device.



Listen to popular podcasts streaming from around the globe. Choose from colorful icons or List view to display your selections.



Easily create a slideshow or static image while the device is idle (standby mode) by selecting images from various sources.



Energy Use

6:03 PM Monday, March 23

Energy Use | Thermostat | Ways to Save | Settings

1448.3 W

\$0.83 / kWh

Hour | Day | Month

0.27
0.24
0.21
0.18
0.15
0.12
0.09
0.06
0.03
0.00

Dollars kWh \$0.14

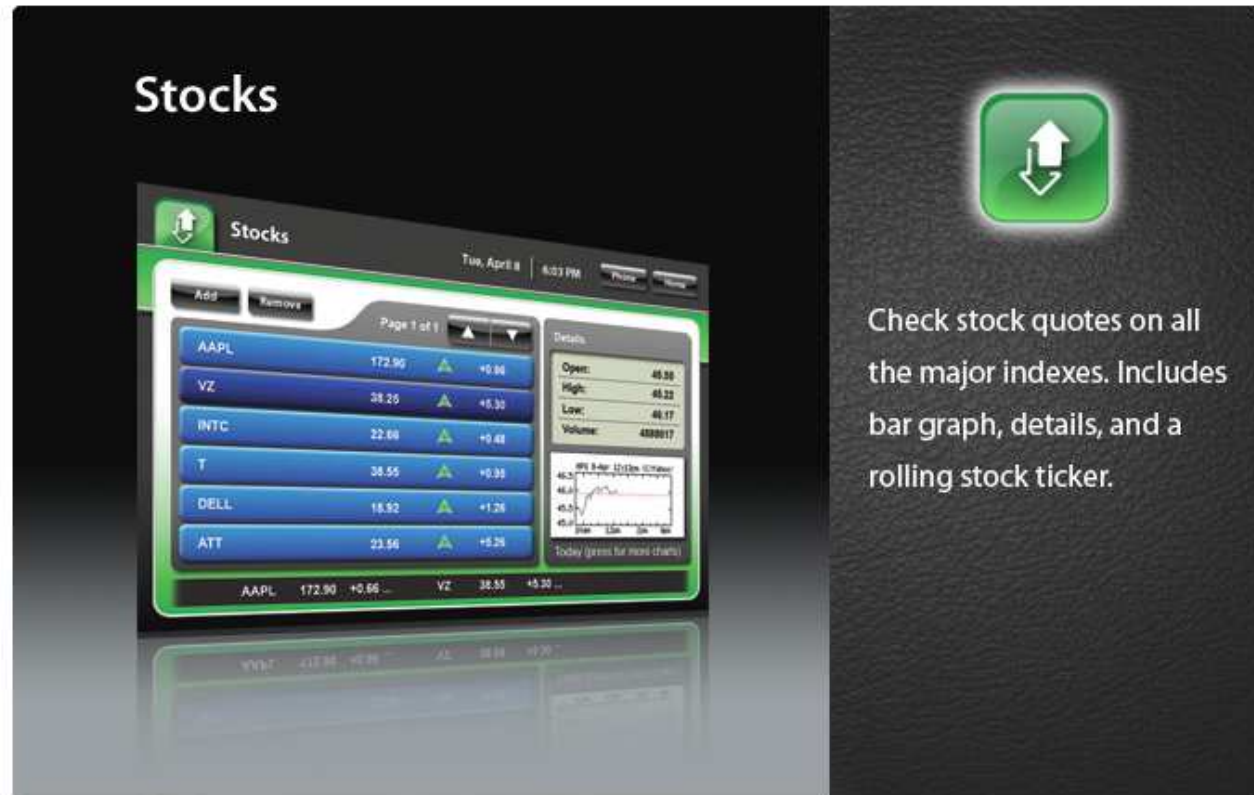
Time of Day

See energy usage and costs in real-time or track usage patterns by hour, day and month. Colorful dashboard makes analyzing data fast and easy.



Find valuable energy saving tips that are sorted into five categories for quick reference.





Check stock quotes on all the major indexes. Includes bar graph, details, and a rolling stock ticker.



Horoscopes



What kind of day will it be for you today? See what holds in store for your career, romance, finances, and more!



The main content area features a dark background. On the left, the word 'Weather' is written in a large, white, sans-serif font. To the right, a weather widget is displayed. The widget has a dark purple header with a white weather icon (sun and rain cloud) and the text 'Weather'. Below the header, it shows the location 'Phoenix, AZ' and the date 'Tue, June 24' with the time '3:14 PM'. The main display area is divided into sections: 'Today' showing '80°F Sunny' with a large sun icon and a temperature range of '70°F - 82°F'; and a 3-day forecast for 'Wednesday', 'Thursday', and 'Friday'. Wednesday shows '69°F - 83°F' with a 'Partly Cloudy' icon. Thursday shows '65°F - 80°F' with a 'Mostly Cloudy' icon. Friday shows '71°F - 85°F' with a 'Sunny' icon. At the bottom of the widget, there are buttons for 'Video', 'Add', 'Remove', and '°C'.

Quickly see the most recent forecast for your area or anywhere in the country. Shows conditions and hi/low temperatures.



Displays all local theaters and current movie titles, start times and run times. Easily find the movie you want to see when you want to see it.



Directory Services

The screenshot shows the 'Directory Services' app interface. At the top, there's a search bar labeled 'Find A...'. Below it, a list of service categories is shown: Electrician, Plumbing, Pest Control, and Carpet Cleaner. The 'Plumbing' category is selected, and the results are displayed for 'Boca Raton Florida'. The results list includes:

| Service Name | Address | Distance | Phone Number |
|------------------|---|-----------|--------------|
| AAA Plumbing | 4009 W. Atlantic Ave., Delray Beach, FL | 1.2 miles | 564-435-9546 |
| Mr. Plumbing | 4009 W. Atlantic Ave., Delray Beach, FL | 3 miles | 561-694-0764 |
| Plumbing and You | 4009 W. Atlantic Ave., Delray Beach, FL | 3.5 miles | 561-679-9452 |
| Boca Plumbing | 4009 W. Atlantic Ave., Delray Beach, FL | 7 miles | 564-965-0754 |



The Service Directory helps you quickly find home services in your area. Once you locate the service you need, simply touch the number to dial.



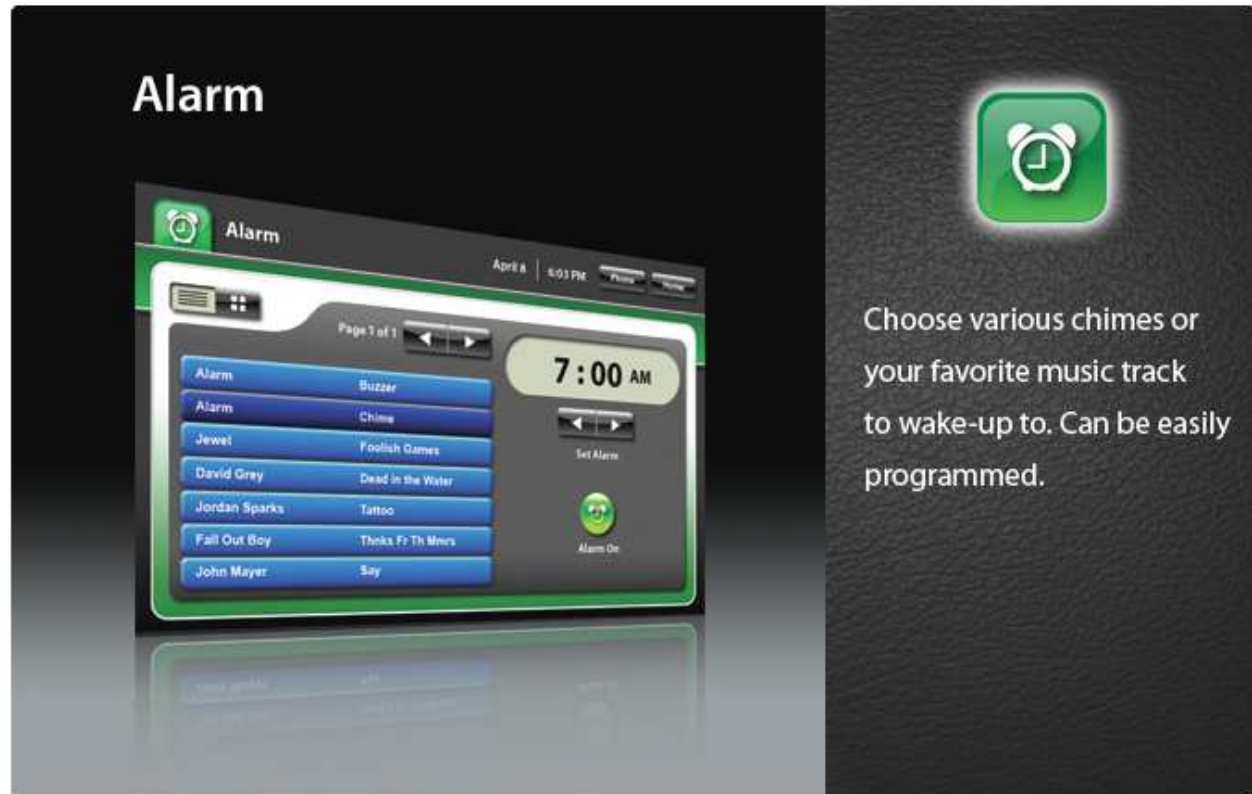
Find all your favorite recipes at your fingertips without digging through cookbooks.



TV Programs



Quickly see what's on TV
in advance without having
to look through guides or
turn on your television set.



**Changing the way you think about
home and business phones.**

Our Vision ▼

With the introduction of the OpenFrame, [OpenFrame 7](#) and [OpenTablet 7](#), OpenPeak has created a new product category: the fourth screen for the home. In much the same way that smart phones redefined what people expect from mobile phones, the OpenFrame and OpenTablet models will redefine what people expect from a home phone.

The [ProFrame 7](#) enterprise and hospitality multimedia IP phone is the newest edition to our model lineup. This device combines the functions of an office telephone with the interactive communication tools of today's smart phones.



**Changing the way you think about
home and business phones.**

Our Vision ▶

Who We Are ▼

OpenPeak Inc. creates, designs, and develops innovative communication systems and devices that enable simple user control of VoIP telephony, digital media, Internet content, messaging applications, and consumer electronics.

OEMs benefit from OpenPeak's portable architecture, hardware reference designs, and turnkey solutions because they allow quick and cost-effective integration of advanced communication and control technology and applications into their platforms with a high degree of customization.



Changing the way you think about
home and business phones.

- Our Vision ▶
- Who We Are ▶
- Intel Keynote Video ▶
- Contact Information ▼

OpenPeak Inc.
1750 Clint Moore Road
Boca Raton, Florida 33487

561.893.7800 Main
561.893.7801 Fax

General Inquiries: info@openpeak.com
Energy Management: energy@openpeak.com
Applications: apps@openpeak.com



Federal Communication Commission Interference Statement

This equipment has been tested and found to comply with the limits for a Class B digital device, pursuant to Part 15 of the FCC Rules. These limits are designed to provide reasonable protection against harmful interference in a residential installation. This equipment generates, uses, and can radiate radio frequency energy and, if not installed and used in accordance with the instructions, may cause harmful interference to radio communications. However, there is no guarantee that interference will not occur in a particular installation. If this equipment does cause harmful interference to radio or television reception, which can be determined by turning the equipment off and on, the user is encouraged to try to correct the interference by one of the following measures:

- . Reorient or relocate the receiving antenna.
- . Increase the separation between the equipment and receiver.
- . Connect the equipment into an outlet on a circuit different from that to which the receiver is connected.
- . Consult the dealer or an experienced radio/TV technician for help.

This device complies with Part 15 of the FCC Rules. Operation is subject to the following two conditions: (1) This device may not cause harmful interference, and (2) this device must accept any interference received, including interference that may cause undesired operation.

Caution: To assure continued compliance, use only shielded interface cables when connecting computer to peripheral devices. Any changes or modifications not expressly approved by the party responsible for compliance could void the user's authority to operate this equipment.

RF Exposure Warning: This equipment complies with FCC radiation exposure limits set forth for an uncontrolled environment. This device's provides dual antennas must be installed in accordance with provided instructions; and it must be operated with a minimum 20 cm spacing between the antennas and all person's body (excluding extremities of hands, wrist and feet) during wireless mode of operation. Further, this transmitter must not be co-located or operated in conjunction with any other antenna or transmitter.