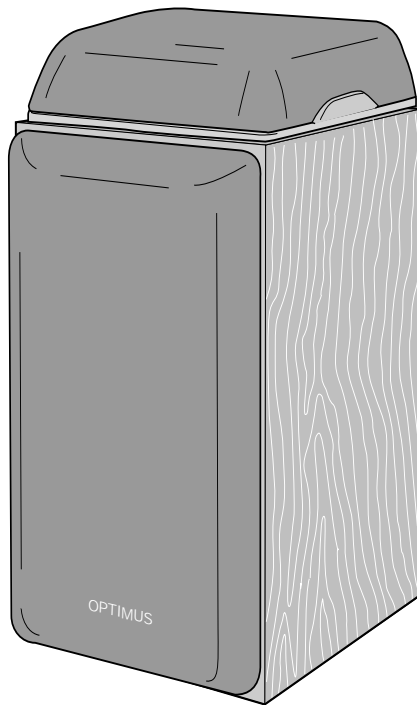


OPTIMUS®

Cat. No. 40-4064

PRO LX8 Bookshelf Speaker

Important: Be sure you remove the protective packing materials before using the speaker (see the separate "Special Precautions" included with your speaker).



Your PRO LX8 Bookshelf Speaker's internal elements were exclusively designed to give you amazing music reproduction in a small enclosure. It produces high sound quality with very low distortion, and actually delivers decreasing distortion as the sound moves to the higher frequency ranges.

The 8-inch driver is specially designed to accurately produce all sounds from 50 to 2,200 Hz.

The pliable diaphragm in the 2 × 4-inch wide-dispersion tweeter can accurately produce sounds from 2,200 to 25,000 Hz with extraordinarily low distortion. The tweeter's unique design means there is virtually no physical limitation to its high-frequency sound production.

The speaker cabinet is finished in black woodgrain vinyl. The black cloth grilles are acoustically transparent, and you can remove them for safe and easy cleaning.

The LX8's features include:

Acoustic Design — provides broad, smooth frequency response.

360° Wide-Dispersion Tweeter — reproduces frequencies over 20 kHz and uses a pliable diaphragm to reduce or eliminate distortion caused by excess vibration.

High-Compliance Woofer — accurately tracks signals to provide outstanding bass.

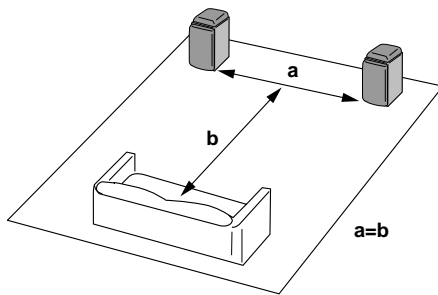
© 1997 Tandy Corporation.
All Rights Reserved.

Optimus and RadioShack are registered trademarks used by Tandy Corporation.



SPEAKER PLACEMENT

For the best stereo image, place a pair of speakers on a bookshelf or table so the distance between them is about the same as the distance between the listening area and the point halfway between the speakers.



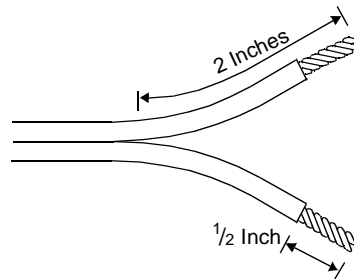
If you must place the speakers farther apart, turn them slightly inward. If you must place them closer to each other, turn them slightly outward. You might want to experiment with your speakers' placement to discover the best location for them.

CONNECTIONS

With a pair of speakers placed in their approximate locations, measure the distance from each speaker to your receiver/amplifier. Use 18-gauge speaker wire for distances of 50 feet or less. Use heavier 16-gauge wire for distances greater than 50 feet.

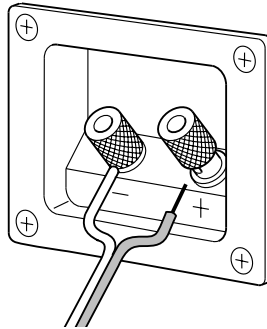
For maximum bass response and the best overall performance, connect your speakers so they are in phase with the receiver/amplifier terminals (+ to + and - to -). You can easily make the proper connections with marked speaker wire, available at your local RadioShack store.

1. Separate the wire's two conductors at both ends for a length of about 2 inches.



2. Strip the insulation from the ends of each conductor to expose $\frac{1}{2}$ inch of metal wire, then twist the loose wire strands.

3. Turn the left speaker's negative (–) terminal counterclockwise to loosen it, and insert one of the unmarked wire ends into the opening. Then turn the terminal clockwise to tighten it.



Note: You can also use banana plugs to make this connection.

4. Turn the left speaker's positive (+) terminal counterclockwise to loosen it, and insert the marked conductor's wire end into the opening. Then turn the terminal clockwise to tighten it.
5. Connect the opposite end of the left speaker's unmarked wire to the receiver/amplifier's left negative (–) terminal.

Then connect the opposite end of the left speaker's marked wire to the receiver/amplifier's positive (+) terminal

6. Repeat Steps 3–5 to connect the right speaker.

MAINTENANCE

Your Optimus PRO LX8 Bookshelf Speaker is an example of superior design and craftsmanship. The following suggestions will help you care for your speaker so you can enjoy it for years.

- Keep the speaker dry. If it gets wet, wipe it dry immediately.
- Handle the speaker gently and carefully.
- Use and store the speaker only in normal temperature environments.
- Keep the speaker away from dust and dirt, which can cause premature wear of parts.
- Wipe the speaker with a damp cloth occasionally to keep it looking new.

Caution: Do not clean the speaker with a vacuum cleaner. This might permanently damage it. Clean the speaker with a feather duster or soft cloth.

Modifying or tampering with the speaker's internal components can cause a malfunction and might invalidate the speaker's warranty. If your speaker is not performing as it should, take it to your local RadioShack store for assistance.

SPECIFICATIONS

Frequency Response	50-25,000 Hz
Power Handling	70 Watts (RMS)
Maximum Power	140 Watts
Impedance	8 Ohms (Nominal)
Speaker Complement	8-Inch (20.3 cm) High-Compliance Woofer 2 × 4-Inch (5 × 10 cm) Wide-Angle Dipole Tweeter
Enclosure	Black Wood Grain Vinyl
Dimensions (HWD)	18 1/4 × 9 13/16 × 12 1/16 Inches (46.3 × 25.0 × 30.6 cm)
Weight	16.8 lbs (7.6 kg)

Specifications are typical; individual units might vary. Specifications are subject to change and improvement without notice.

Limited Five-Year Warranty

This product is warranted by RadioShack against manufacturing defects in material and workmanship under normal use for five (5) years from the date of purchase from RadioShack company- owned stores and authorized RadioShack franchisees and dealers. EXCEPT AS PROVIDED HEREIN, RadioShack MAKES NO EXPRESS WARRANTIES AND ANY IMPLIED WARRANTIES, INCLUDING THOSE OF MERCHANTABILITY AND FITNESS FOR A PARTICULAR PURPOSE, ARE LIMITED IN DURATION TO THE DURATION OF THE WRITTEN LIMITED WARRANTIES CONTAINED HEREIN. EXCEPT AS PROVIDED HEREIN, RadioShack SHALL HAVE NO LIABILITY OR RESPONSIBILITY TO CUSTOMER OR ANY OTHER PERSON OR ENTITY WITH RESPECT TO ANY LIABILITY, LOSS OR DAMAGE CAUSED DIRECTLY OR INDIRECTLY BY USE OR PERFORMANCE OF THE PRODUCT OR ARISING OUT OF ANY BREACH OF THIS WARRANTY, INCLUDING, BUT NOT LIMITED TO, ANY DAMAGES RESULTING FROM INCONVENIENCE, LOSS OF TIME, DATA, PROPERTY, REVENUE, OR PROFIT OR ANY INDIRECT, SPECIAL, INCIDENTAL, OR CONSEQUENTIAL DAMAGES, EVEN IF RadioShack HAS BEEN ADVISED OF THE POSSIBILITY OF SUCH DAMAGES.

Some states do not allow the limitations on how long an implied warranty lasts or the exclusion of incidental or consequential damages, so the above limitations or exclusions may not apply to you.

In the event of a product defect during the warranty period, take the product and the RadioShack sales receipt as proof of purchase date to any RadioShack store. RadioShack will, at its option, unless otherwise provided by law: (a) correct the defect by product repair without charge for parts and labor; (b) replace the product with one of the same or similar design; or (c) refund the purchase price. All replaced parts and products, and products on which a refund is made, become the property of RadioShack. New or reconditioned parts and products may be used in the performance of warranty service. Repaired or replaced parts and products are warranted for the remainder of the original warranty period. You will be charged for repair or replacement of the product made after the expiration of the warranty period.

This warranty does not cover: (a) damage or failure caused by or attributable to acts of God, abuse, accident, misuse, improper or abnormal usage, failure to follow instructions, improper installation or maintenance, alteration, lightning or other incidence of excess voltage or current; (b) any repairs other than those provided by a RadioShack Authorized Service Facility; (c) consumables such as fuses or batteries; (d) cosmetic damage; (e) transportation, shipping or insurance costs; or (f) costs of product removal, installation, set-up service adjustment or reinstallation.

This warranty gives you specific legal rights, and you may also have other rights which vary from state to state.
RadioShack Customer Relations, Dept. W, 100 Throckmorton St., Suite 600, Fort Worth, TX 76102

We Service What We Sell

3/97

RadioShack
A Division of Tandy Corporation
Fort Worth, Texas 76102

6A7

Printed in Malaysia