

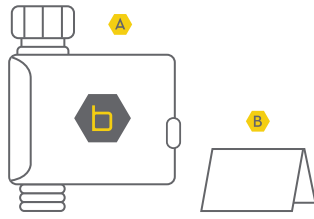
WELCOME TO b·hyve™



QUICK START GUIDE

Box Contents

- A Hose Faucet Timer
- B Quick Start Guide



1) Download the B-hyve App

Search for “B-hyve” and download the free Android or iOS app. Create an account to begin timer setup.



- i Already a B-hyve user? Log in to your existing B-hyve account.

2) Insert Two AA Batteries*

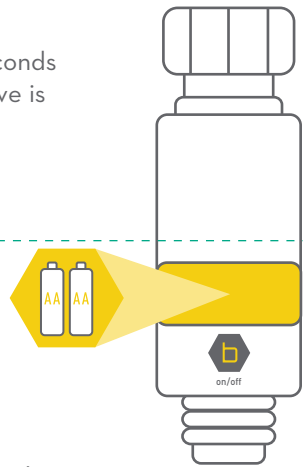
Your timer is now in pairing mode and will flash a blue light every 5 seconds.

You will also hear two clicks about 6 seconds apart, this is normal and ensures the valve is closed before you turn on the water.

- i If at any time you need to re-pair, press the on/off button quickly 5 times.

*Batteries are sold separately. Replace batteries when timer flashes a red light every 5 seconds, or when the app notifies you that batteries need replacing.

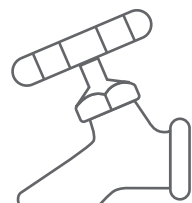
- ! If you remove or change the batteries you will need to reconnect to bluetooth to set the correct time and date.



3) Install the Timer

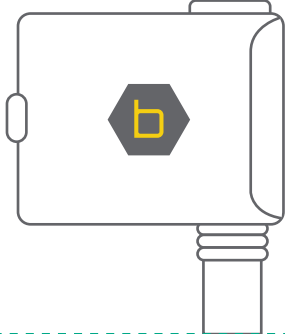
Your timer is now ready to be used with any product that can be attached to a standard hose faucet.

- i Do not place the timer in an underground valve box.



4) Turn on Your Water


The water must remain on for the timer to work properly.



5) Complete Timer Setup

There is a wizard in the app to help guide you through initial setup.

Scan for access to a full user manual, videos, and more. Or visit us at: bhyve.orbitonline.com



Your B-hyve timer can be programmed using Bluetooth or through Wi-Fi with a B-hyve hub. (Hub 21006 sold separately)



Program and operate your timer even if there is no Wi-Fi signal available.



Make changes from anywhere, receive instant timer updates, weather updates, and other notifications.

Manual Watering

Simply press and hold the on/off button for 5 seconds to activate manual watering.

Need to stop watering, even during a programmed time? Press the on/off button once to stop watering.



Timer

Range: 300 ft without interference
 Pressure Operating Range: 10-100 PSI
 Temperature Operating Range: 32°F-158°F (0-70°C)
 For Outdoor Use With Cold Water Only
 Not For Use With Appliances
 Do Not Mix Alkaline, Standard (Carbon-Zinc), or Rechargeable (Nickel Cadmium) Batteries.
 Used up or dead batteries must be removed from the timer and disposed of properly.
 Do not dispose of batteries in fire.
 Batteries may explode or leak.

FCC Statement: FCC ID: ML6HT25

This device complies with Part 15 of the FCC Rules. Operation is subject to the following two conditions: (1) This device may not cause harmful interference, and (2) this device must accept any interference received, including interference that may cause undesired operation.

FCC Warning: Any changes or modifications not expressly approved by the party responsible for compliance could void the user's authority to operate this equipment.

Note: This equipment has been tested and found to comply with the limits for a Class B digital device, pursuant to Part 15 of the FCC Rules. These limits are designed to provide reasonable protection against harmful interference in a residential installation. This equipment generates, uses, and can radiate radio frequency energy and, if not installed and used in accordance with the instructions, may cause harmful interference to radio communications. However, there is no guarantee that interference will not occur in a particular installation.

If this equipment does cause harmful interference to radio or television reception, which can be determined by turning the equipment off and on, the user is encouraged to try to correct the interference by one of the following measures:

- Reorient or relocate the receiving antenna.
- Increase the separation between the equipment and the receiver.
- Connect the equipment into an outlet on a circuit different from that to which the receiver is connected.
- Consult the dealer or an experienced radio/TV technician for help.

This device meets the FCC and IC requirements for RF exposure in public or controlled environments. The end user is advised to maintain a distance 20 cm from the timer and any personnel to ensure compliance with RF exposure regulations.

IC Statement: IC: 3330A-HT25

This device complies with Industry Canada license exempt RSS standard(s). Operation is subject to the following two conditions: (1) This device may not cause harmful interference, and (2) this device must accept any interference received, including interference that may cause undesired operation. This Class B digital apparatus complies with Canadian ICES-003.

Remarque: cet appareil été testé et déclaré conforme aux limites d'exposition pour les appareils numériques de classe B, selon la section 15 de la Règlementation de la FCC. Ces limites sont conçus pour fournir une protection raisonnable contre les interférences nuisibles dans une installation résidentielle. Cet appareil produit, utilise et peut émettre de l'énergie radio fréquence et, si elle n'est pas installée et utilisée conformément aux instructions, peut causer des interférences nuisibles aux communications radio. Cependant, il n'est pas garantie que des interférences ne se produisent pas dans une installation particulière. Si cet appareil cause des interférences gênantes à la réception d'un signal radio ou de télévision, ce qui peut être déterminé en allumant et en éteignant l'appareil, l'utilisateur peut corriger les interférences en suivant une des mesures suivantes :

- Réorientez ou repositionnez l'antenne de réception.
- Augmentez la distance entre l'appareil et le récepteur.
- Branchez l'appareil dans une prise sur un circuit différent du circuit sur lequel le récepteur est branché.
- Consulter le revendeur ou un technicien radio/TV expérimenté pour obtenir de l'aide.

Cet appareil est conforme aux exigences de la FCC et de l'IC concernant l'exposition aux ondes dans un environnement public ou contrôlé. Il est conseillé à l'utilisateur final de maintenir une distance de 20 cm du contrôleur pour assurer la conformité aux réglementations d'exposition RF.

Information de conformité pour le Canada Déclaration de l'IC: Cet appareil est conforme à la norme RSS d'IndustryCanada. Son fonctionnement est soumis aux deux conditions suivantes : (1) cet appareil ne doit pas causer d'interférences nuisibles, et (2) cet appareil doit tolérer toutes les interférences, dont les interférences pouvant causer un fonctionnement non désiré. Cet appareil numérique de classe B est conforme à la norme canadienne ICES-003.

Consulte el manual del usuario en línea para obtener instrucciones en español.

Need Help?

If the app and the website don't have what you're looking for, please call our technical support line before returning the B-hyve to the store. Have your MAC ID ready.

1-800-488-6156 or 1-801-299-5555 | support@orbitbhyve.com

Timer MAC ID: ____:____:____:____:____:____

PN 21005-50 rC

Orbit® 1.801.299.5555 orbitonline.com		<input type="checkbox"/> Die Line <input type="checkbox"/> PMS 7405	<input type="checkbox"/> Dims./Callout <input type="checkbox"/> PMS Cool Gray 10	<input checked="" type="checkbox"/> Fold <input type="checkbox"/> PMS 0000	<input type="checkbox"/> Product Coverage <input type="checkbox"/> PMS 0000	<input type="checkbox"/> Glue <small>PRINTERS ARE REQUIRED TO MATCH ALL SPECIFIED PMS COLORS.</small>
DATE: 10/26/2017		<input checked="" type="checkbox"/> Folded L: ____" W: 4.48" W: 4.48" H: 14.0" H: 1.75"		<input checked="" type="checkbox"/> Additional Information : : :		<small>Printers are responsible for meeting print production requirements. Any changes must be approved by Orbit®. Printed piece must meet designated specifications on this form.</small> <small>© 2017 Orbit Inc. This work is the property of Orbit®, and cannot be used, reproduced or distributed in any way without their express permission.</small>
DESIGNER: KM	MARKETING: CD					
ARTWORK Nº: 21005-50 rC						
SOFTWARE: Adobe Indesign CC						