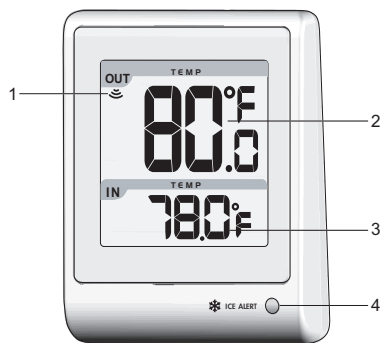


**Wireless Indoor and
Outdoor Thermometer
with LED Ice Alert**
Model: EMR201
USER MANUAL

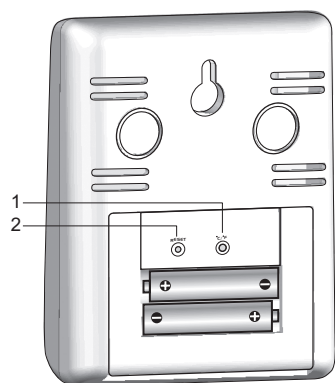
OVERVIEW

FRONT VIEW



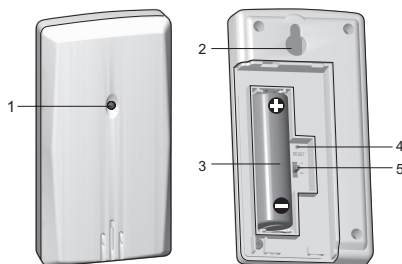
1. Remote sensor reception indicator
2. Outdoor temperature
3. Indoor temperature
4. Ice alert LED indicator

BACK VIEW



1. °C / °F: Select temperature unit
2. RESET: Reset unit to default settings

REMOTE SENSOR



1. LED status indicator
2. Wall mount hole
3. Battery compartment
4. RESET hole
5. CHANNEL switch

GETTING STARTED

INSERT BATTERIES

1. Remove the battery compartment.
2. Insert the batteries, matching the polarities (see FIG 2).
3. Press **RESET** after each battery change.

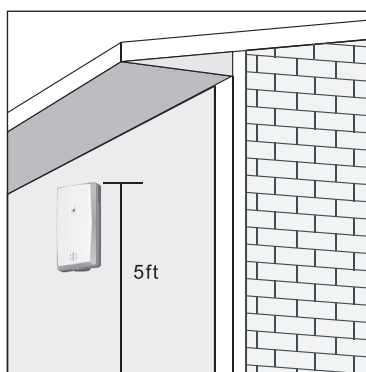
LOCATION	MEANING
Indoor temperature area	Main unit batteries low
Outdoor temperature area	Sensor batteries low

REMOTE SENSOR

To set up the sensor:

1. Open the battery compartment (see FIG 3).
2. Select channel 1 then press **RESET**.
3. Close the battery door.
4. Place the sensor within 30 m (98 ft) of the main unit using the table stand or wall mount.

TIP Ideal placements for the sensor would be in any location on the exterior of the home at a height of not more than 5 ft and which can shield it from direct sunlight or wet conditions for an accurate reading.



NOTE Use alkaline batteries for longer usage and consumer grade lithium batteries in temperatures below freezing.

SENSOR DATA TRANSMISSION

To search for a sensor:
Reset the unit.

The sensor reception icon in the remote sensor area shows the status:

ICON	DESCRIPTION
OUT → OUT	Main unit is searching for sensor(s).
OUT → OUT → OUT → OUT	A channel has been found.
OUT	The sensor cannot be found.

TIP The transmission range may vary depending on many factors. You may need to experiment with various locations to get the best results.

ICE WARNING

If the channel 1 sensor falls between 3°C to -2 °C (37°F to 28°F), LED indicator will flash, and will stop flashing once the temperature is out of this range.

RESET

Press **RESET** to return to the default settings.

PRECAUTIONS

- Do not subject the unit to excessive force, shock, dust, temperature or humidity.
- Do not cover the ventilation holes with any items such as newspapers, curtains etc.
- Do not immerse the unit in water. If you spill liquid over it, dry it immediately with a soft, lint-free cloth.
- Do not clean the unit with abrasive or corrosive materials.
- Do not tamper with the unit's internal components. This invalidates the warranty.
- Only use fresh batteries. Do not mix new and old batteries.
- Images shown in this manual may differ from the actual display.
- When disposing of this product, ensure it is collected separately for special treatment.

- Placement of this product on certain types of wood may result in damage to its finish for which Oregon Scientific will not be responsible. Consult the furniture manufacturer's care instructions for information.
- The contents of this manual may not be reproduced without the permission of the manufacturer.
- Do not dispose old batteries as unsorted municipal waste. Collection of such waste separately for special treatment is necessary.
- Please note that some units are equipped with a battery safety strip. Remove the strip from the battery compartment before first use.

NOTE The technical specifications for this product and the contents of the user manual are subject to change without notice.

SPECIFICATIONS

TYPE	DESCRIPTION
MAIN UNIT	
L x W x H	66 x 27.5 x 87.5 mm (2.59 x 1.08 x 3.44 in)
Weight	241 g (8.5 oz) without battery
Temperature range	-5°C to 50°C (23°F to 122°F)
Resolution	0.1°C (0.2°F)
Signal frequency	433 MHz
Humidity range	25% - 95%
Humidity resolution	1%
Power	2 x UM-4 (AAA) 1.5 V batteries
REMOTE UNIT (THN132N)	
L x W x H	96 x 50 x 22 mm (3.78 x 1.97 x 0.87 in)
Weight	62 g (2.22 ounces)
Transmission range	30 m (98 ft) unobstructed
Temperature range	-20°C to 60°C (-4°F to 140°F)
Power	1 x UM-3 (AA) 1.5 V batteries

ABOUT OREGON SCIENTIFIC

Visit our website (www.oregonscientific.com) to learn more about Oregon Scientific products. If you're in the US and would like to contact our Customer Care department directly, please visit: www2.oregonscientific.com/service/support
OR
Call 1-800-853-8883.

For international inquiries, please visit: www2.oregonscientific.com/about/international

FCC STATEMENT

This device complies with Part 15 of the FCC Rules. Operation is subject to the following two conditions: (1) This device may not cause harmful interference, and (2) This device must accept any interference received, including interference that may cause undesired operation.

WARNING Changes or modifications not expressly approved by the party responsible for compliance could void the user's authority to operate the equipment.

NOTE This equipment has been tested and found to comply with the limits for a Class B digital device, pursuant to Part 15 of the FCC Rules. These limits are designed to provide reasonable protection against harmful interference in a residential installation.

This equipment generates, uses and can radiate radio frequency energy and, if not installed and used in accordance with the instructions, may cause harmful interference to radio communications. However, there is no guarantee that interference will not occur in a particular installation. If this equipment does cause harmful interference to radio or television reception, which can be determined by turning the equipment off and on, the user is encouraged to try to correct the interference by one or more of the following measures:

- Reorient or relocate the receiving antenna.
- Increase the separation between the equipment and receiver.
- Connect the equipment into an outlet on a circuit different from that to which the receiver is connected.
- Consult the dealer or an experienced radio / TV technician for help.

DECLARATION OF CONFORMITY

The following information is not to be used as contact for support or sales. Please call our customer service number (listed on our website at www.oregonscientific.com, or on the warranty card for this product) for all inquiries instead.

We
Name: Oregon Scientific, Inc.
Address: 19861 SW 95th Ave., Tualatin, Oregon 97062 USA
Telephone No.: 1-800-853-8883

declare that the product
Product No.: EMR201
Product Name: Wireless Indoor and Outdoor Thermometer with LED Ice Alert
Manufacturer: IDT Technology Limited
Address: Block C, 9/F, Kaiser Estate, Phase 1, 41 Man Yue St., Hung Hom, Kowloon, Hong Kong

is in conformity with Part 15 of the FCC Rules. Operation is subject to the following two conditions: 1) This device may not cause harmful interference. 2) This device must accept any interference received, including interference that may cause undesired operation.