

SPOT COLORS

C

M

Y

K



PMS 021

PROCESS
CYAN

PROCESS
MAGENTA

PROCESS
YELLOW

PROCESS
BLACK

FRONT 5C

73661-美规RGB+暖白2英尺(3条)灯条
说明书317*86mm 128g双铜 正反面印刷
折页大小64*86mm

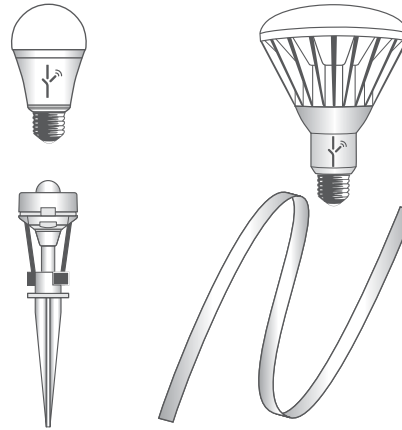


OSRAM

- 7 Follow the instructions in the App to sync the LIGHTIFY Gateway with your home WiFi

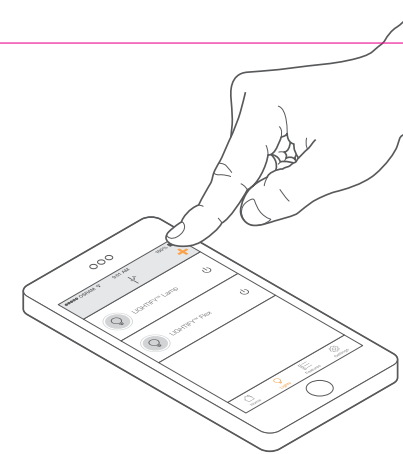
Suivre les directives dans l'appli pour synchroniser la passerelle LIGHTIFY et le Wi-Fi de votre résidence

E19240



- 8 Power on your LIGHTIFY devices. (See osram-americas.com for our full family of LIGHTIFY products.)

Mettez vos dispositifs LIGHTIFY sous tension. (Pour la gamme complète de produits LIGHTIFY visiter le osram-americas.com)



- 9 Pair devices to the LIGHTIFY system using the App plus button found on the top right of the screen.

Apparier les dispositifs et le système LIGHTIFY à l'aide du bouton plus de l'appli retrouvé sur le côté droit supérieur de l'écran.

LED SMART CONNECTED LIGHT
LUMIÈRE DEL CONNECTÉE INTELLIGENTE

OSRAM

LIGHTIFY™




Quick Install Guide
Guide d'installation rapide




- 1 Download the LIGHTIFY App from the iTunes App Store or from Google Play

Télécharger l'appli LIGHTIFY à partir de iTunes App Store ou de Google Play

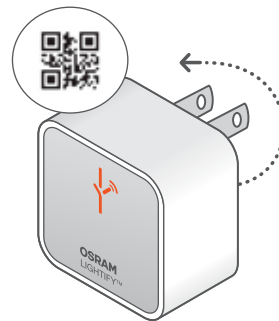


- 2 Create a free LIGHTIFY account
Créer un compte gratuit LIGHTIFY



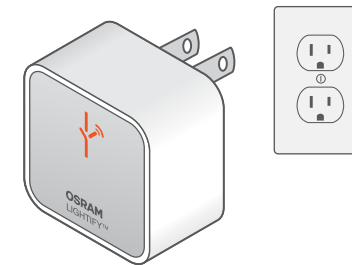
- 3 Check email for activation code and enter into the App

Vérifier votre courriel pour récupérer votre code d'activation et entrer dans l'appli



- 4 Scan the QR code found on the back of the Gateway

Numeriser le code QR retrouvé à l'arrière de la passerelle



- 5 Plug the Gateway into a standard wall outlet

Brancher la passerelle dans une prise de courant usuelle



- 6 Ensure that your home router is connected to the Internet and that you have access to its' WiFi password

Vous assurer que le routeur est branché à l'internet et que vous avez le mot de passe du Wi-Fi

on, the user is encouraged to try to correct the interference by one of the following measures:

- Reorient or relocate the receiving antenna.
- Increase the separation between the equipment and receiver.
- Connect the equipment into an outlet on a circuit different from that to which the receiver is connected.
- Consult the dealer or an experienced radio/TV technician for help.

FCC Caution: Any changes or modifications not expressly approved by the party responsible for compliance could void the user's authority to operate this equipment. This transmitter must not be co-located or operating in conjunction with any other antenna or transmitter.

Radiation Exposure Statement:

This equipment complies with FCC radiation exposure limits set forth for an uncontrolled environment. This equipment should be installed and operated with minimum distance 20cm between the radiator and

2

your body. **Note:** The country code selection is for non-US model only and is not available to all US model. Per FCC regulation, all WiFi product marketed in US must fixed to US operation channels only.

Industry Canada statement:

This device complies with RSS-210 of the Industry Canada Rules. Operation is subject to the following two conditions:

(1) This device may not cause harmful interference, and (2) this device must accept any interference received, including interference that may cause undesired operation.

Ce dispositif est conforme à la norme CNR-210 d'Industrie Canada applicable aux appareils radio exempts de licence. Son fonctionnement est sujet aux deux conditions suivantes:

(1) le dispositif ne doit pas produire de brouillage préjudiciable, et (2) ce dispositif doit accepter tout brouillage reçu, y compris un brouillage susceptible de provoquer un fonctionnement indésirable.

3

美规RGB+暖白2英尺(3条)灯条说明书127*86mm 128g双铜 正反面一刷 折页大小64*86mm

Radiation Exposure Statement:

This equipment complies with IC radiation exposure limits set forth for an uncontrolled environment. This equipment should be installed and operated with minimum distance 20cm between the radiator and your body.

Déclaration d'exposition aux radiations:

Cet équipement est conforme aux limites d'exposition aux rayonnements IC établies pour un environnement non contrôlé. Cet équipement doit être installé et utilisé avec un minimum de 20 cm de distance entre la source de rayonnement et votre corps.

E19244

4

Federal Communication Commission Interference Statement

This device complies with Part 15 of the FCC Rules. Operation is subject to the following two conditions: (1) This device may not cause harmful interference, and (2) this device must accept any interference received, including interference that may cause undesired operation. This equipment has been tested and found to comply with the limits for a Class B digital device, pursuant to Part 15 of the FCC Rules. These limits are designed to provide reasonable protection against harmful interference in a residential installation. This equipment generates, uses and can radiate radio frequency energy and, if not installed and used in accordance with the instructions, may cause harmful interference to radio communications. However, there is no guarantee that interference will not occur in a particular installation. If this equipment does cause harmful interference to radio or television reception, which can be determined by turning the equipment off and

1