



## Installation Procedure

# C020 BLE—ES3016



## ES3016

# Telemetry I2C interface with BT transceiver for multiple sensor and control capabilities



### INPUT

I2C bus with Bulk M12 for Hall effect, Thermal or level sensors

### REPORTING & OUTPUTS

|                   |                                   |
|-------------------|-----------------------------------|
|                   | Measured parameter (5% variation) |
|                   | Low battery                       |
|                   | High/Excessive variation          |
|                   | Temperature                       |
| Data Interface    | Raw data                          |
|                   | Client mobile app                 |
| Automated Testing | Connection status                 |
|                   | Battery status                    |

### ELECTRICAL SPECIFICATIONS

|              |                            |
|--------------|----------------------------|
| Battery Pack | Hybrid LTC 8.5Ah ~ 3.6 Vdc |
|--------------|----------------------------|

### RADIO SPECIFICATIONS

|             |   |
|-------------|---|
| Receiver    | Freq. : 2402.000MHz ~ 2480.000MHz<br>Modulation : GFSK                    |
| Transmitter | Freq. : 2402.000MHz ~ 2480.000MHz<br>Modulation : GFSK<br>Output: 4.73dBm |

### FEATURES

- Auto-Pairing to any Otodata ready sensor
- Android and IOS apps
- Ready to install

### ENVIRONMENTAL SPECIFICATIONS

|                                 |              |              |
|---------------------------------|--------------|--------------|
| Operating & storage temp. range | -40C to +85C | -40F to 185F |
| Relative humidity range         | 0% to 100%   |              |
| Enclosure rating                | IP67         |              |
| Warranty                        | 1 year       |              |

### CERTIFICATIONS

|                       |                                 |
|-----------------------|---------------------------------|
| ISED RSS-247, Issue 2 | IC Registration: 12649A-BEHT3AD |
| FCC Part 15 Subpart C | FCC ID: 2ADQFBEHT3AD            |

### DIMENSIONS

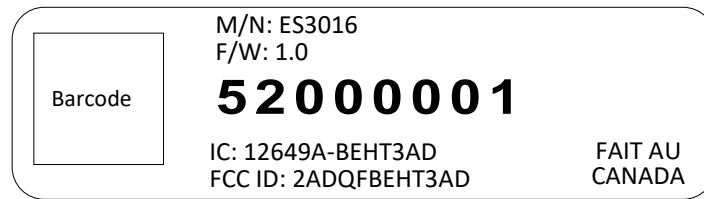
Height 41mm[1.6in], Width 130mm[5.1in], Depth 66mm [2.6in]

### ORDERING OPTIONS

- ES3016-DH - Digital Hall sensor
- ES3016-DT - Digital Temperature sensor
- ES3016-DL - Digital Lidar sensor

This device complies with part 15 of the FCC Rules. Changes or modifications not expressly approved by the party responsible for compliance could void the user's authority to operate the equipment operation is subject to the following two conditions: (1) This device may not cause harmful interference, and (2) this device must accept any interference received, including interference that may cause undesired operation. This device is compliant with Industry Canada's RSS standards for licence-exempt radio apparatuses. Authorized use depends on the following two conditions: (1) the device must not create radio interference, and (2) the device user must accept all radio interference, even if this interference could potentially impair its functioning. This equipment has been tested and found to comply with the limits for a Class B digital device, pursuant to part 15 of the FCC Rules. These limits are designed to provide reasonable protection against harmful interference in a residential installation. This equipment generates, uses and can radiate radio frequency energy and, if not installed and used in accordance with the instructions, may cause harmful interference to radio communications. However, there is no guarantee that interference will not occur in a particular installation. If this equipment does cause harmful interference to radio or television reception, which can be determined by turning the equipment off and on, the user is encouraged to try to correct the interference by one or more of the following measures: --Reorient or relocate the receiving antenna. --Increase the separation between the equipment and receiver. --Connect the equipment into an outlet on a circuit different from that to which the receiver is connected. --Consult the dealer or an experienced radio/TV technician for help.

Label on Device:



**ISED non-interference disclaimer**

This device contains licence-exempt transmitter(s)/receiver(s) that comply with Innovation, Science and Economic Development Canada's licence-exempt RSS(s).

Operation is subject to the following two conditions:

1. This device may not cause interference
2. This device must accept any interference, including interference that may cause undesired operation of the device.

L'émetteur/récepteur exempt de licence contenu dans le présent appareil est conforme aux CNR d'Innovation, Sciences et Développement économique Canada applicables aux appareils radio exempts de licence. L'exploitation est autorisée aux deux conditions suivantes :

1. L'appareil ne doit pas produire de brouillage;
2. L'appareil doit accepter tout brouillage radioélectrique subi, même si le brouillage est susceptible d'en compromettre le fonctionnement.

**RF Exposure statement for ISED**

This equipment complies with ISED RSS-102 radiation exposure limits set forth for an uncontrolled environment. This equipment should be installed and operated with minimum distance 20 cm (7.6 inches) between the radiator and any part of your body. This transmitter must not be co-located or operating in conjunction with any other antenna or transmitter.

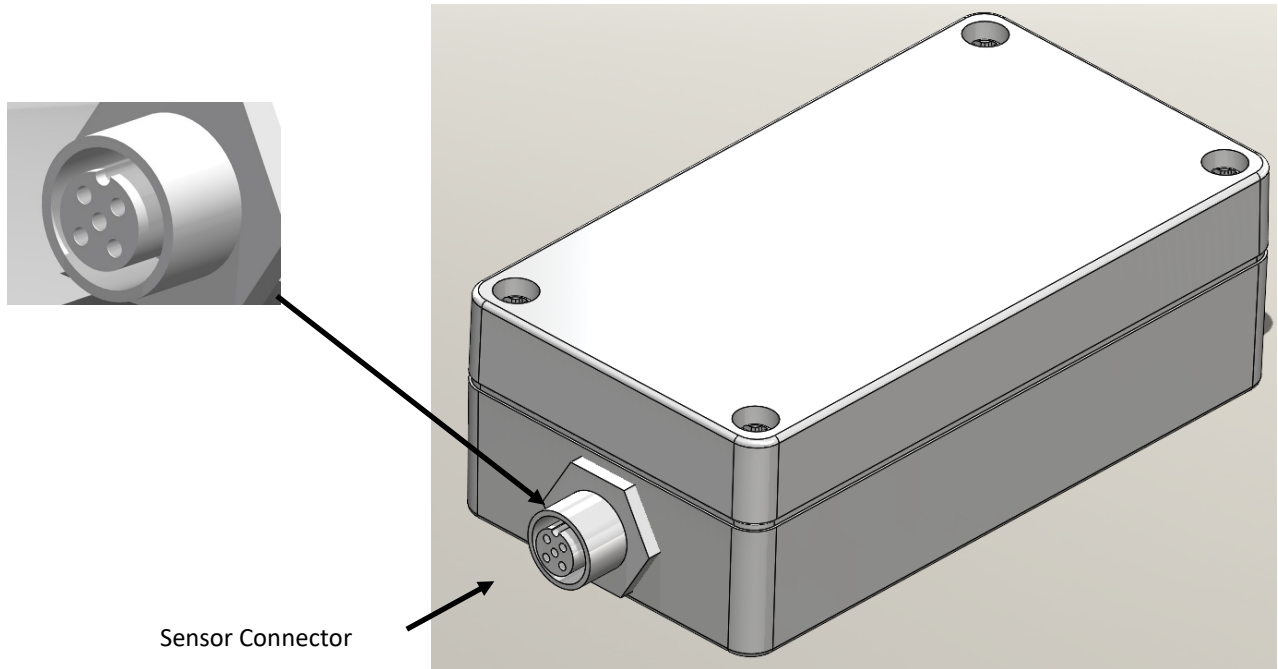
Pour se conformer aux exigences de conformité ISED RSS-102 RF exposition, une distance de séparation d'au moins 20 cm doit être maintenue entre l'antenne de cet appareil et toutes les personnes. Les émetteurs ou ne peuvent pas coexister cette antenne ou capteurs avec d'autres.

**RF Exposure statement for FCC**

This equipment complies with FCC radiation exposure limits set forth for an uncontrolled environment. This transmitter must not be co-located or operating in conjunction with any other antenna or transmitter. In order to avoid the possibility of exceeding the FCC radio frequency exposure limits, this equipment should be installed and operated with minimum distance 20 cm (7.8 inches) between the antenna and your body during normal operation. Users must follow the specific operating instructions for satisfying RF exposure compliance.

## Installation of the device

1. Unpack your device and ensure all parts look good with no damage.
2. If the sensor was shipped disconnected from the box, you can connect it now. Look for the correct position of the connector by aligning the half moon marks.



3. Proceed to the Bluetooth pairing by downloading the Otodata TechApp, available for Android or IOS.

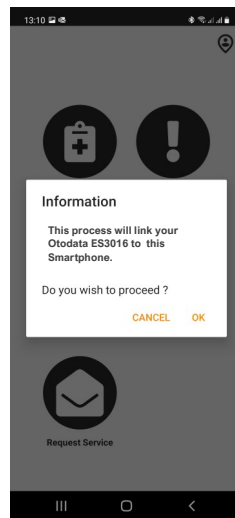
3.1 Start the app on your phone



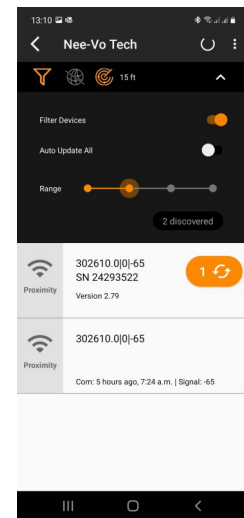
### 3.2 Select BLE Pairing



### 3.3 Confirm



### 3.4 Select your device from the displayed list



3.5 Once the process is finished you will be able to use your device in the regular Nee-Vo app.

