

CAUTIONS

- DO NOT continue use until further instructed by a physician if your skin is irritated or inflamed around the Patch.
- DO NOT place in locations where your skin is scraped, cracked, inflamed, or irritated.
- DO NOT place in a location that overlaps the area of the most recently removed Patch.
- DO NOT use if you are allergic to adhesive tape.
- DO NOT wear the same Patch for longer than one week.
- DO NOT drop or bump with excessive force.
- DO NOT use to diagnose heart-related conditions.
- DO NOT wear during airplane travel.
- DO NOT wear during magnetic resonance imaging (MRI), cautery, and external defibrillation procedures.
- DO NOT store in extremely hot, cold, or humid conditions.
- DO check the expiration date before applying.







SPECIFICATIONS

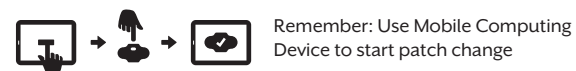
- Battery _____ Coin cell
- Data recording time _____ 5 – 7 days
- Storage conditions _____ Original package under normal room temperature and humidity
- Water resistant _____ 1 meter

ELECTROMAGNETIC & OTHER INTERFERENCES

The Patch has been tested and deemed in conformance with the relevant requirements in EN60601-1-2:2007 Class B for Electromagnetic Compatibility (EMC).

EQUIPMENT SYMBOLS

-  Batch code
-  Catalogue number
-  European Authorized Representative
-  Manufacturer
-  Read instructions before use
-  Type BF applied part
-  Emits radio waves
-  Single use only
-  Temperature range
-  Humidity range
-  Atmospheric Pressure range
-  Use by yyyy-mm
-  Do not dispose with household waste
-  IP27 Ingress Protection rating of IP27



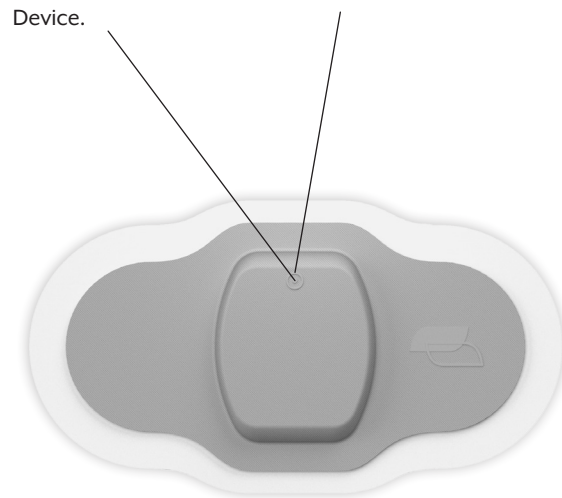
THE PATCH


PATCH BUTTON


Press and hold the patch button for 3 seconds to initiate communication to Mobile Computing Device.

INDICATOR LIGHT

A blinking green light indicates that communication to the Mobile Computing Device has begun.



 Proteus Digital Health
2600 Bridge Pkwy, Suite 101
Redwood City, CA 94065
Ph: +1-650-632-4031

 Proteus Digital Health UK Ltd.
6th Floor, 41 – 44 Great Queen St.
London WC2B 5AD

US Patent No. 8114021
Made in USA
LBL-0170, Rev 2 | 17DEC2013

proteus
DIGITAL HEALTH

INSTRUCTIONS FOR USE

Proteus Patch

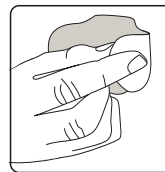
CAUTION: Investigational device.
Limited by Federal (USA) law to
investigational use.

The Proteus Patch is a body-worn sensor that collects physiological and behavioral metrics (*heart rate, activity, body angle, and time-stamped patient-logged events*). Installation involves connecting the Patch to a Mobile Computing Device and affixing the Patch to your skin. The Patch may be worn during most activities, including exercising and bathing.

REPLACING A PATCH


1. REMOVE

Pull the used Patch away from your skin. Do not discard until your new Patch is connected.



2. CONNECT

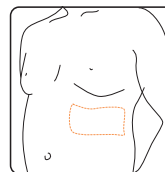
Turn on the Mobile Computing Device and launch application. Follow instructions in the application to connect a new Patch.



3. PLACE

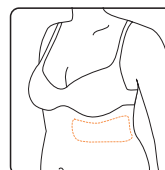
When you are connected:

1. Select a location on the left side of your body just above the lower edge of your rib cage (*see indicated areas in figures*).

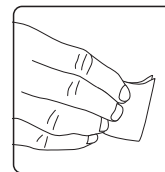


Avoid locations:

- Where undergarments may press against the Patch.
- Where your previous Patch was just removed.

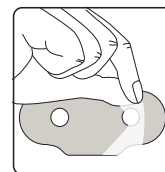


2. Prepare your skin by using clippers to trim any hair from selected location. Gently pat the location you have selected with the provided alcohol wipe. Wait for your skin to dry.

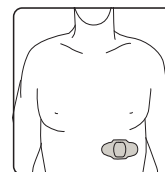


3. Apply the Patch

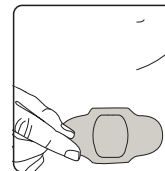
a. Remove a Patch from its pouch and peel off the **first backing**. Take care not to wrinkle the adhesive.



b. Stand in a comfortable, upright position. With the Patch button facing upwards, apply the Patch to your selected area.

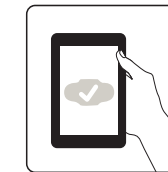


c. Make sure to peel off the **second backing**. Then smooth the edges around the Patch with your fingers.



4. DISPOSE

Finally, check status of the previously removed used Patch on your Mobile Computing Device. When the data transfer is complete, dispose of the used Patch as you would any household battery or electronics (*please check your local electronic waste disposal standards*).



PATCH MAINTENANCE

High levels of activity and water exposure (*e.g. showering, bathing, or swimming*) may cause the Patch to peel off. To help the Patch remain attached, wait at least one hour after applying the Patch before exercising or exposing it to water. When you do exercise or get the Patch wet, you should pat the Patch dry and gently run your fingers along the adhesive to prevent peeling.

TROUBLESHOOTING

PROBLEM	SOLUTION
The Patch feels hot.	Replace with a new Patch.
The Patch no longer sticks to your skin.	
The Patch is falling apart.	
The indicator light does not flash upon push and hold.	

ADDITIONAL INFORMATION

For further instruction on troubleshooting and technical information, please visit: www.proteusdigitalhealth.com/suppinfo/ProteusPatch.pdf