

4. IMPORTANT SAFETY INSTRUCTIONS
When used in the directed manner, this unit has been designed and manufactured to ensure your personal safety. However, improper use can result in potential electrical shock or fire hazards. Please read all safety and operating instructions carefully before installation and use, and keep these instructions handy for future reference. Take special note of all warnings listed in these instructions and on the unit.

1. Water and Moisture – The unit should not be used near water. For example: near a bathtub, washbowl, kitchen sink, laundry tub, swimming pool or in a wet basement.
2. Ventilation – The unit should be situated so that its location or position does not interfere with its proper ventilation. For example, it should not be situated on a bed, sofa, rug or similar surface that may block ventilation openings. Also, it should not be placed in a built-in installation, such as a bookcase or cabinet, which may impede the flow of air through the ventilation openings.
3. Heat – The unit should be situated away from heat sources such as radiators, heat registers, stoves or other appliances (including amplifiers) that produce heat.
4. Power Sources – The unit should be connected to a power supply only of the type described in the operating instructions or as marked on the appliance.
5. Cleaning – The unit should be cleaned only using a warm damp cloth. Do not use solvents, etc.

6. Objects and Liquid Entry – Care should be taken so that objects do not fall and liquids are not spilled into any openings or vents located on the product.
7. Periods of Nonuse – If the unit is to be left unused for an extended period of time, such as a month or longer, the power cable should be unplugged from the unit to prevent damage or corrosion.

Changes or modifications not expressly approved by the party responsible for compliance could void the user's authority to operate the equipment. This device complies with Part 15 of the FCC Rules. Operation is subject to the following two conditions:
(1) this device may not cause harmful interference, and
(2) this device must accept any interference received, including interference that may cause undesired operation.

PAC

FCC ID: 2AEGY670112651
Bluetooth Declaration ID: D025889


WARNING: Changes or modifications to this unit not expressly approved by the party responsible for compliance could void the user's authority to operate the equipment.

NOTE: This equipment has been tested and found to comply with the limits for a Class B digital device, pursuant to Part 15 of the FCC Rules. These limits are designed to provide reasonable protection against harmful interference in a residential installation. This equipment generates, uses and can radiate radio frequency energy and, if not installed and used in accordance with the instructions, may cause harmful interference to radio communications. However, there is no guarantee that interference will not occur in a particular installation. If this equipment does cause harmful interference to radio or television reception, which can be determined by turning the equipment off and on, the user is encouraged to try to correct the interference by one or more of the following measures:
- Reorient or relocate the receiving antenna.
- Increase the separation between the equipment and receiver.
- Connect the equipment into an outlet on a circuit different from that to which the receiver is connect.
- Consult the dealer or experienced radio/TV technician for help.


Printed in China ©2016 PAC (BVI), Ltd 116-67-S034

Gazing Ball with Bluetooth® Speaker

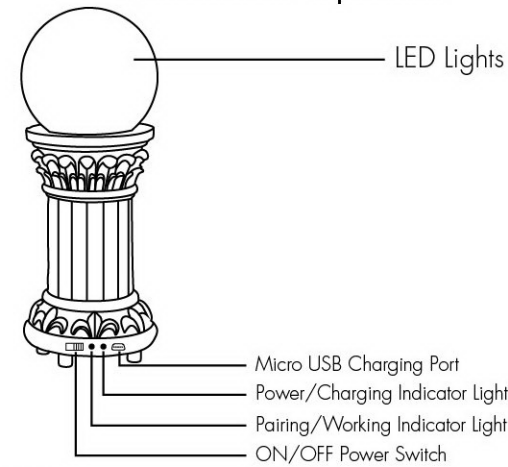
Instruction Manual



6701-12651





Meet Your Tabletop Gazing Ball with Bluetooth® Speaker



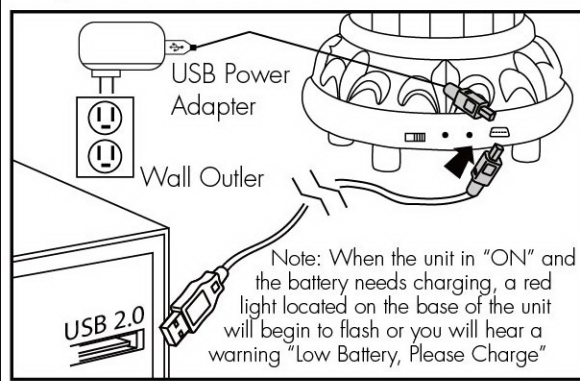
Includes:

- 12 inch LED Illuminated Gazing Ball with Bluetooth® Speaker
- Micro USB to USB power cable
- Instruction Manual

1. Charging the Unit:

The Bluetooth Gazing Ball contains a Rechargeable Lithium-ion Battery which should last the lifetime of the device.



Note: When the unit in "ON" and the battery needs charging, a red light located on the base of the unit will begin to flash or you will hear a warning "Low Battery, Please Charge"

1. The battery should be charged for 4 hours prior to first use.
2. Connect the small end of the micro USB cable to the USB charging port located on the back of Gazing Ball base (as shown in diagram above).
3. Connect the large end of the USB cable to a USB Power Port or USB charging device, such as a cell phone power adapter.
4. When the battery is charging, a "red" light will glow. When the battery is full charged, a "green" light will glow.

2. Using Bluetooth: Pairing Your Unit

1. Please make sure the battery has been fully charged before using the unit for the first time.
2. Place the power switch into the "ON" position. you will hear "Bluetooth, waiting for Bluetooth connection".
3. On your device, turn on Bluetooth Capability and search for the Bluetooth Gazing Ball Speaker's name "PAC Bluetooth". Now, tap the name to begin pairing. Once the two devices are connected, you will hear "Paired". When you unconnect your device, you will hear "disconnected".
4. Enjoy using your Tabletop Gazing Ball Bluetooth® Speaker!
5. When the unit is not in use, please place the Power Switch into the "OFF" position.

3. WARNING AND DISPOSAL OF UNIT

Please DO NOT attempt to change the Lithium-ion Battery yourself.

CAUTION
The battery used in this device may present a risk of fire, explosion or chemical burn if mistreated

- Never use or charge the battery if it appears to be leaking, discolored, deformed, or in any way abnormal.
- Never disassemble the unit or attempt to remove battery as that could cause leakage of alkaline solution or other electrolytic substance.
- Always confirm that the temperature is between 41° and 95° Fahrenheit (5° - 35° Celsius) before you charge the battery. Leakage or deterioration of the battery may occur if this warning is not heeded.
- Never expose the battery to any liquid.
- Never expose the battery to excessive heat such as direct sunlight or fire. Never use the battery pack in an unventilated vehicle where excessive internal temperatures may be encountered.
- Always keep the battery out of the reach of infants and small children.