







### Controlling the volume

Use the buttons located on the control panel or on the remote control to adjust the volume.

Button	Function
	Mute / Unmute
	Decrease the volume
	Increase the volume

### Controlling the music playback

The remote control allows you to control audio playback\*.

Button	Function
	- Short press : Move to the next track - Long press : Fast forward **
	- Short press: Pause / Resume playback - Long press: Turn on / off the iPod / iPhone **
	- Short press: Go back to the beginning of the track / get to the previous track - Long press : Fast rewind **

\* Apart from audio players connected using a Cinch audio cable and old iPod models.

\*\* These functions are only available if you are using the speakers with an iPod / iPhone.



- Insertion of the remote control battery (3V CR2032)
- Insertion de la pile (3V CR2032) de la télécommande
- Inserción de la pila (3V CR2032) en el mando a distancia
- Einlegen der Batterie der Fernsteuerung (3V CR2032)
- Inserimento della pila del telecomando (3V CR2032)