

Terms & Conditions

The general terms and conditions for sales, returns, and warranties, as well as the software end user licence agreement of the Basslet are available online: lofelt.com/legal

These terms of use may be amended at any time. Revised terms of use take effect immediately from the time they are published and continued use of the Basslet will be deemed acceptance of updated or amended terms.

RF Exposure Information

The Basslet and sender have been tested and meet applicable limits for Radio Frequency (RF) exposure. This equipment complies with FCC RF radiation exposure limits set forth for an uncontrolled environment.

The sender must not be co-located or operating in conjunction with any other antenna or transmitter. Use of other accessories may not ensure compliance with RF exposure guidelines.

Safety Information

Some wireless devices may affect the performance of hearing aids or pacemakers. Please consult your doctor to determine if operation of the Basslet may interfere with your medical device.

For more information, go to: lofelt.com/legal

Limited Warranty

Lofelt GmbH guarantees the original purchaser that your Basslet will be free of defects in materials and workmanship for a period of 12 months from the date of original purchase provided that your Basslet is used for the normal consumer purposes. This Limited Warranty covers only a purchase of a new Basslet from Lofelt and accompanied with this written Limited Warranty. The terms of this Limited Warranty are in addition to, and do not reduce or otherwise affect, your statutory rights.

In order to avoid unnecessary delays and cost, please don't return any products without contacting our customer support: support@lofelt.com.

Lofelt's full warranty terms are available at: lofelt.com/legal

FCC and IC Compliance

The Basslet complies with Industry Canada license-exempt RSS standard(s), with Canadian ICES-003 and also with part 15 of the FCC rules.

Operation is subject to the following conditions: (1) this device may not cause harmful interference, and (2) this device must accept any interference received, including interference that may cause undesired operation.

Cet appareil numérique de la classe B est conforme à la norme NMB-003 du Canada ainsi qu'aux CNR d'Industrie Canada applicables aux appareils radio exempts de licence.

L'exploitation est autorisée aux deux conditions suivantes: (1) l'appareil ne doit pas produire de brouillage, et (2) l'utilisateur de l'appareil doit accepter tout brouillage radioélectrique subi, même si le brouillage est susceptible d'en compromettre le fonctionnement.

EU Compliance

Lofelt GmbH is authorized to apply the CE Mark on the Basslet, thereby declaring conformity to the essential requirements and other relevant provisions of Directive 1999/5/EC. Additional information on Basslet's EU Compliance is available at lofelt.com/legal.

Model No.: Basslet A1
Manufacturer name: Lofelt GmbH



Battery Precautions

This device contains a lithium-ion battery that should only be removed by a Lofelt approved service center. Don't try to take apart or fix your Basslet as it may damage the battery and cause injury, as well as void your warranty. Further, do not dispose of the battery along with household waste. Contact your local waste disposal agency for the address of the nearest battery deposit site.

Caution: Risk of explosion if battery is replaced by an incorrect type.

For more information about battery replacement and recycling, go to: lofelt.com/legal.



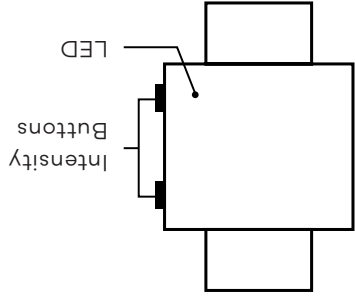
© 2016 Lofelt GmbH. All rights reserved.
Lofelt and Basslet are trademarks of Lofelt GmbH.

Welcome to the Basslet!

Congratulations on your new Basslet – a wearable subwoofer that makes you literally feel your music.

Take your time, play your favorite tracks and enjoy a new augmented listening experience!

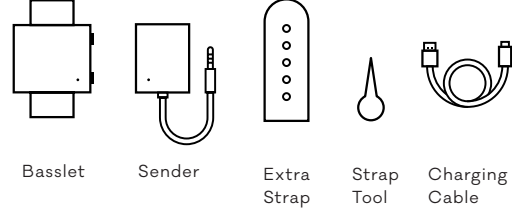
To get the most out of your Basslet, go to:
lofelt.com/basslet/guide



Basslet

What's in the Box?

- Basslet
- Sender (also works as a charger)
- Extra strap for smaller wrists
- Strap tool
- Charging cable



Basslet

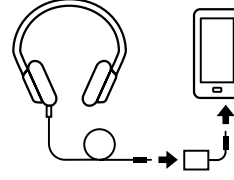
Sender

Extra Strap

Strap Tool

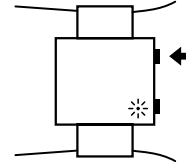
Charging Cable

Get Started



Plug the sender between your music player and your headphones.

Turn it On

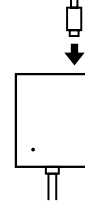


Strap the Basslet tightly to your wrist.

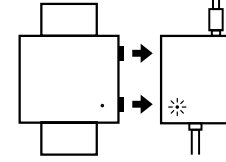
Press the top button.

See the white light? You're all set. The Basslet will turn off automatically.

How to Charge it

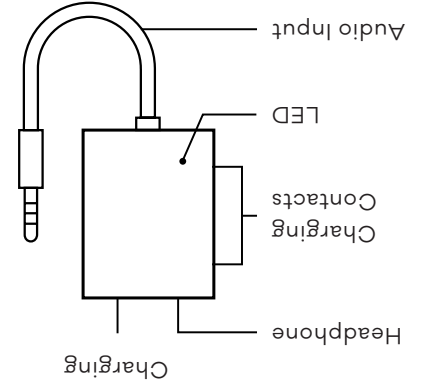


The sender also works as a charger. Plug the charging cable into the sender and connect it to a USB power source.



Snap the magnetic sender contacts to the Basslet's buttons – and it will start charging.

The red light means it's charging. The light turns white when it's fully charged.



Sender

Basslet
Quickstart Guide
Terms & Conditions

