

Manual
Unihan UPWL6013

■ System requirements

Before installing the PEGATRON WIFI module, make sure that your system meets the following requirements:

- Intel® Pentium® 4 or AMD K7/K8 system
- Minimum 64MB system memory
- Windows® XP/VISTA operating system
- An available USB port (USB 2.0 recommended because USB 1.1 cannot achieve maximum wireless performance)

■ Installing the device drivers

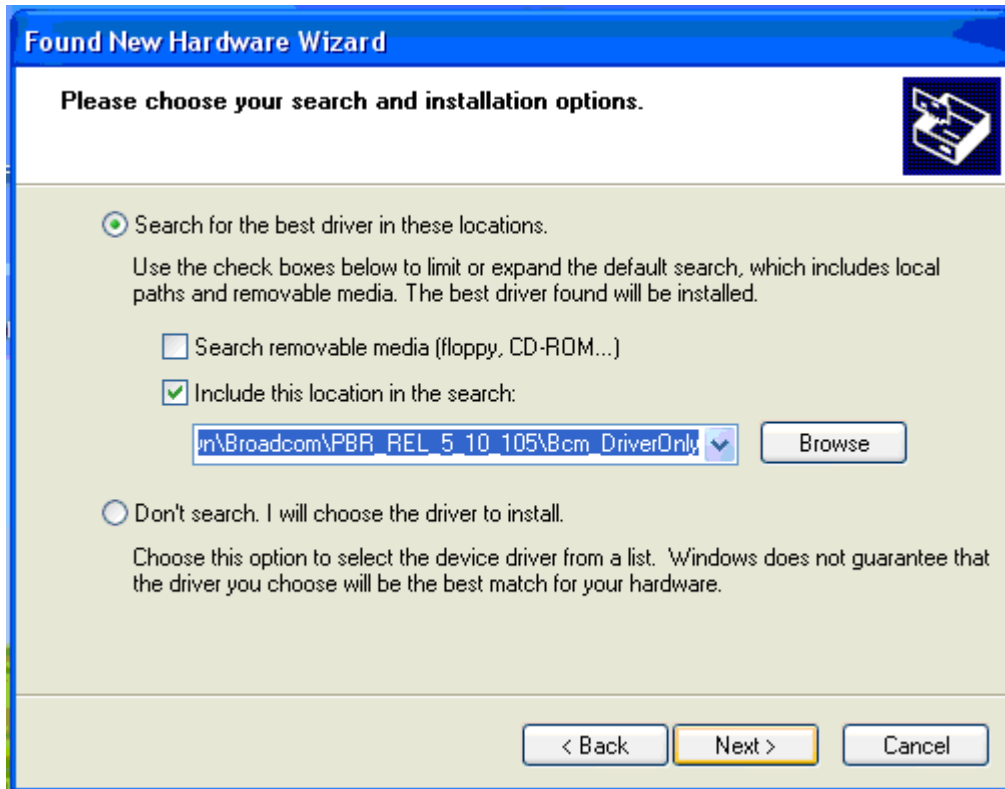
To install the device driver in your computer:

Insert the support CD to the optical drive and follow the following procedure.

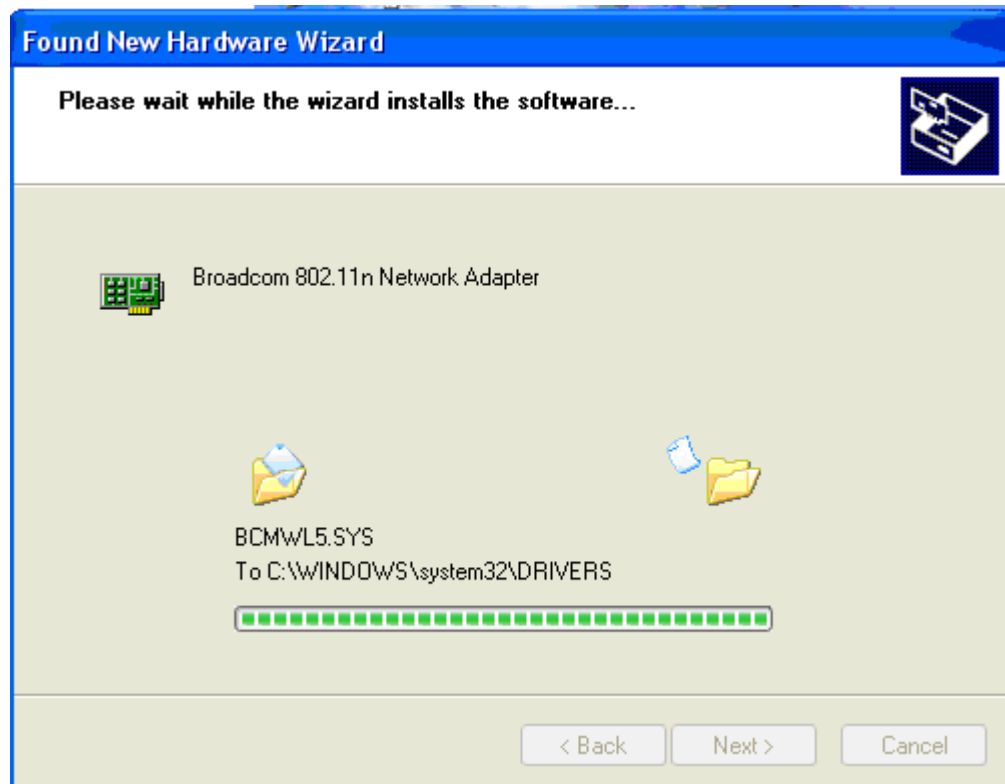
Step 1



Step 2



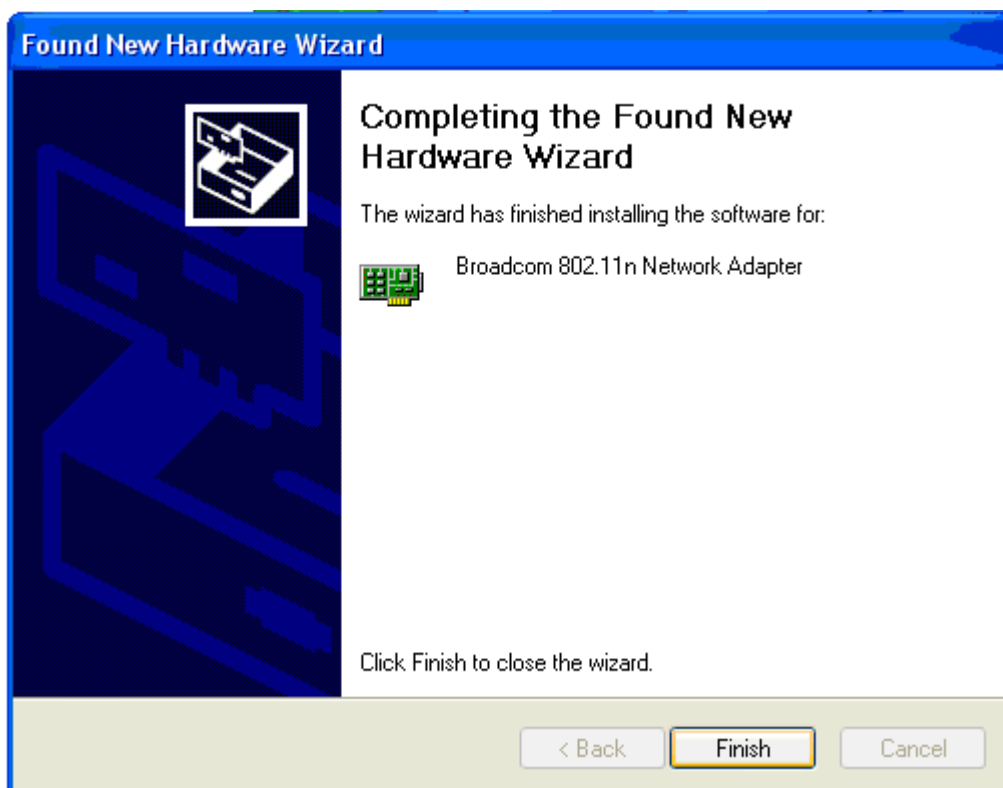
Step 3



Step 4



Step 5



FCC & Canadian Department of Communications

This digital apparatus does not exceed the Class B limits for radio noise emissions from digital apparatus set out in the Radio Interference Regulations of the Canadian Department of Communications.

This Class B digital apparatus complies with Canadian ICES-003. Cet appareil numérique de la classe B est conforme à la norme NMB-003 du Canada.

This device is intended only for OEM integrators under the following conditions:

1) The antenna must be installed such that 20cm is maintained between the antenna and users. 2) The transmitter module may not be co-located with any other transmitter or antenna. 3) The module is approved using the FCC' unlicensed modular transmitter approval' method. Therefore the module must only be used with the originally approved antennas.

As long as the 3 conditions above are met, further transmitter testing will not be required. However, the OEM integrator is still responsible for testing their end-product for any additional compliance requirements required with this module installed (for example, digital device emissions, PC peripheral requirements, etc.)

IMPORTANT NOTE: in the event that these conditions can not be met (for example certain laptop configurations or co-location with another transmitter), then the FCC authorization is no longer considered valid and the FCC ID can not be used on the final product, in these circumstances, the OEM integrator will be responsible for re-evaluating the end product (including the transmitter) and obtaining a separate FCC authorization.

End product labeling

This transmitter module is authorized only for use in device where the antenna may be installed such that 20cm may be maintained between the antenna and users. The final end product must be labeled in a visible area with the following: "Contains TX FCC ID: **VUI-UPWL6013**". The grantees's FCC ID can be use only when all FCC compliance requirements are met.

Manual information that must be included

The OEM integrator has to be aware not to provide information to the end user regarding how to install or remove this RF module in the users manual of the end product which integrate this module.

The end user manual shall include all required regulatory information/warring as show this manual.

The users manual for OEM integrators must include the following information in a prominent location “IMPORTANT NOTE: To comply with FCC RF exposure compliance requirements, the antenna used for this transmitter must be installed to provide a separation distance of at least 20sm from all persons and must not be co-located or operating in conjunction with any other antenna or transmitter.

FCC Warning Statement

This device complies with Part 15 of the FCC Rules. Operation is subject to the following two conditions:

- (1) this device may not cause harmful interference, and
- (2) this device must accept any interference received, including interference that may cause undesired operation.

This equipment has been tested and found to comply with the limits for a class B digital device, pursuant to part 15 of the FCC Rules. These limits are designed to provide reasonable protection against harmful interference in a residential installation.

This equipment generates, uses and can radiate radio frequency energy and, if not installed and used in accordance with the instructions, may cause harmful interference to radio communications. However, there is no guarantee that interference will not occur in a particular installation. If this equipment does cause harmful interference to radio or television reception, which can be determined by turning the equipment off and on, the user is encouraged to try to correct the interference by one or more of the following measures:

- Reorient or relocate the receiving antenna.
- Increase the separation between the equipment and receiver.
- Connect the equipment into an outlet on a circuit different from that to which the receiver is connected.
- Consult the dealer or an experienced radio/TV technician for help.

Any changes or modifications not expressly approved by the party responsible for compliance could void the user's authority to operate the equipment.

Prohibition of Co-location

This device and its antenna(s) must not be co-located or operating in conjunction with any other antenna or transmitter

Safety Information

To maintain compliance with FCC's RF exposure guidelines, this equipment should be installed and operated with minimum distance 20cm between the radiator and your body. Use on the supplied antenna. **Use on the supplied antenna. Unauthorized antenna, modification, or attachments could damage the transmitter and may violate FCC regulations.**