

**Manual**

**PEGATRON**

**UPWL6017**

## ■ Federal Communications Commission Statement

This device complies with FCC Rules Part 15. Operation is subject to the following

- i. This device may not cause harmful interference, and
- ii. This device must accept any interference received, including interference that may cause undesired operation.

This equipment has been tested and found to comply with the limits for a class B digital device, pursuant to Part 15 of the Federal Communications Commission (FCC) rules. These limits are designed to provide reasonable protection against harmful interference in a residential installation. This equipment generates, uses, and can radiate radio frequency energy and, if not installed and used in accordance with the instructions, may cause harmful interference to radio communications. However, there is no guarantee that interference will not occur in a particular installation. If this equipment does cause harmful interference to radio or television reception, which can be determined by turning the equipment off and on, the user is encouraged to try to correct the interference by one or more of the following measures:

- i. Reorient or relocate the receiving antenna.
- ii. Increase the separation between the equipment and receiver.
- iii. Connect the equipment into an outlet on a circuit different from that to which the receiver is connected.
- iv. Consult the dealer or an experienced radio/TV technician for help.

**CAUTION!** You are cautioned that changes or modifications not expressly approved by the party responsible for compliance could void your authority to operate the equipment.

Reprinted from the Code of Federal Regulations #47, part 15.193, 1993. Washington DC: Office of the Federal Register, National Archives and Records Administration, U.S. Government Printing Office

This transmitter module is authorized only for use in device where the antenna may be installed such that 20 cm may be maintained between the antenna and users. The final end product must be labeled in a visible area with the following: "Contains transmitter FCC ID: VUIUPWL6017A".

### **IMPORTANT NOTE:**

This module is intended for OEM integrator.

The OEM integrator is still responsible for the FCC compliance requirement of the end product, which integrates this module.

Appropriate measurements (e.g. 15 B compliance) and if applicable additional equipment authorizations (e.g. Verification , Doc) of the host device to be addressed by the integrator/manufacture.

## ■ Safety statements

### Regulatory Information/Disclaimers

Installation must be in strict accordance with the instructions included in the user documentation provided with the product. Any changes or modifications (including the antennas) made to this device that are not expressly approved by the manufacturer may void the user's authority to operate the equipment. The manufacturer is not responsible for any radio or television interference caused by unauthorized modification of this device, or the substitution of the connecting cables and equipment other than manufacturer specified. It is the responsibility of the user to correct any interference caused by such unauthorized modification, substitution or attachment. Manufacturer and its authorized resellers or distributors will assume no liability for any damage or violation of government regulations arising from failing to comply with these guidelines.

**CAUTION!** To maintain compliance with FCC's RF exposure guidelines, this equipment should be installed and operated with minimum distance [20cm] between the radiator and your body. Use on the supplied antenna. Unauthorized antenna, modification, or attachments could damage the transmitter and may violate FCC regulations.

### Canada, Industry Canada(IC) Notices

This device complies with Industry Canada licence-exempt RSS standard(s). Operation is subject to the following two conditions: (1) this device may not cause interference, and (2) this device must accept any interference, including interference that may cause undesired operation of the device.

Le présent appareil est conforme aux CNR d'Industrie Canada applicables aux appareils radio exempts de licence. L'exploitation est autorisée aux deux conditions suivantes : (1) l'appareil ne doit pas produire de brouillage, et (2) l'utilisateur de l'appareil doit accepter tout brouillage radioélectrique subi, même si le brouillage est susceptible d'en compromettre le fonctionnement.

This equipment complies with IC RSS-102 radiation exposure limits set forth for an uncontrolled environment. This equipment should be installed and operated with minimum distance 20cm between the radiator & your body.

This transmitter module is authorized only for use in device where the antenna may be installed such that 20 cm may be maintained between the antenna and users. The final end product must be labeled in a visible area with the following: "Contains transmitter module IC: 7582A-UPWL6017A".

Contient le module d'émission IC: 7582A-UPWL6017A

The Country Code Selection feature is disabled for products marketed in the US/Canada

## ■ **Safety Information**

In order to maintain compliance with the FCC RF exposure guidelines, this equipment should be installed and operated with minimum distance **[20cm]** between the radiator and your body. Use only with supplied antenna.

Unauthorized antenna, modification, or attachments could damage the transmitter and may violate FCC regulations.

**CAUTION!** Any changes or modifications not expressly approved in this manual could void your authorization to use this device.

## ■ **MPE Statement**

Your device contains a low power transmitter. When device is transmitted it sends out Radio Frequency (RF) signal.

## ■ **RF Exposure**

The antenna(s) used for this transmitter must not be co-located or operating in conjunction with any other antenna or transmitter.

## ■ **About this guide**

This user guide contains the information your PEGATRON WIFI Module.

## ■ System requirements

Before installing the PEGATRON WIFI module, make sure that your system meets the following requirements:

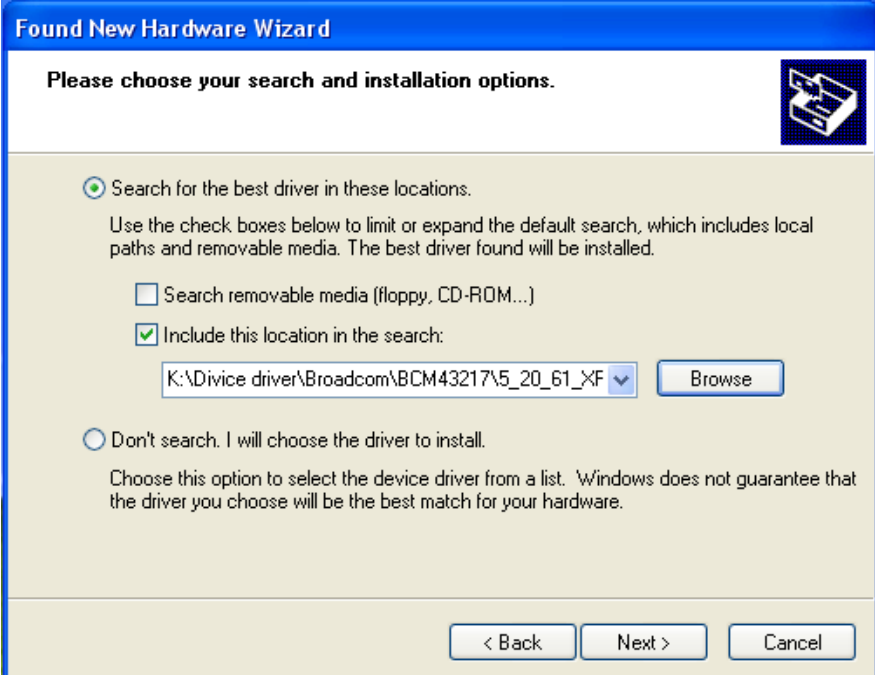
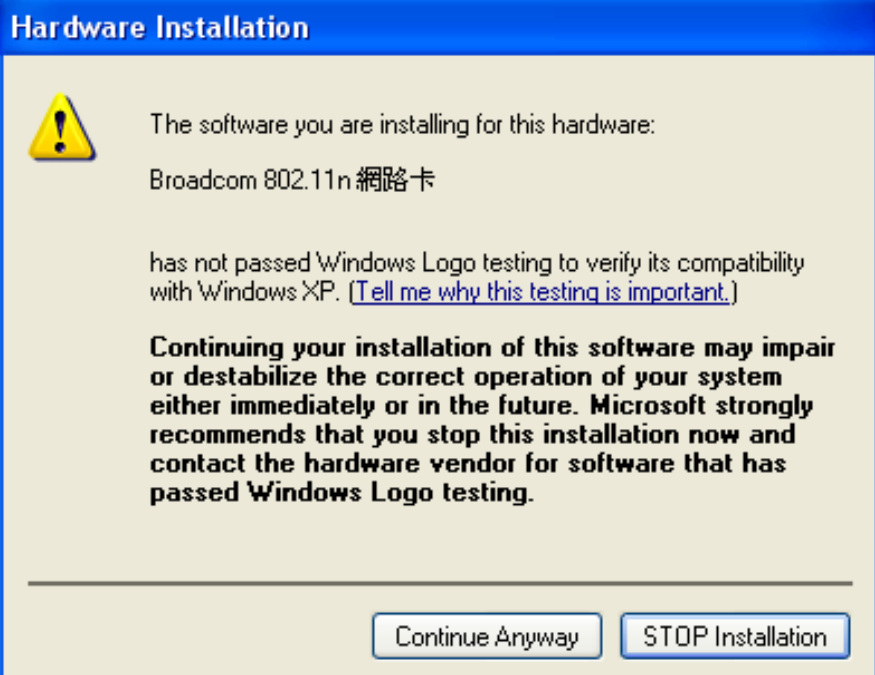
- Intel® Pentium® 4 or AMD K7/K8 system
- Minimum 64MB system memory
- Windows® XP/VISTA operating system
- An available USB port (USB 2.0 recommended because USB 1.1 cannot achieve maximum wireless performance)

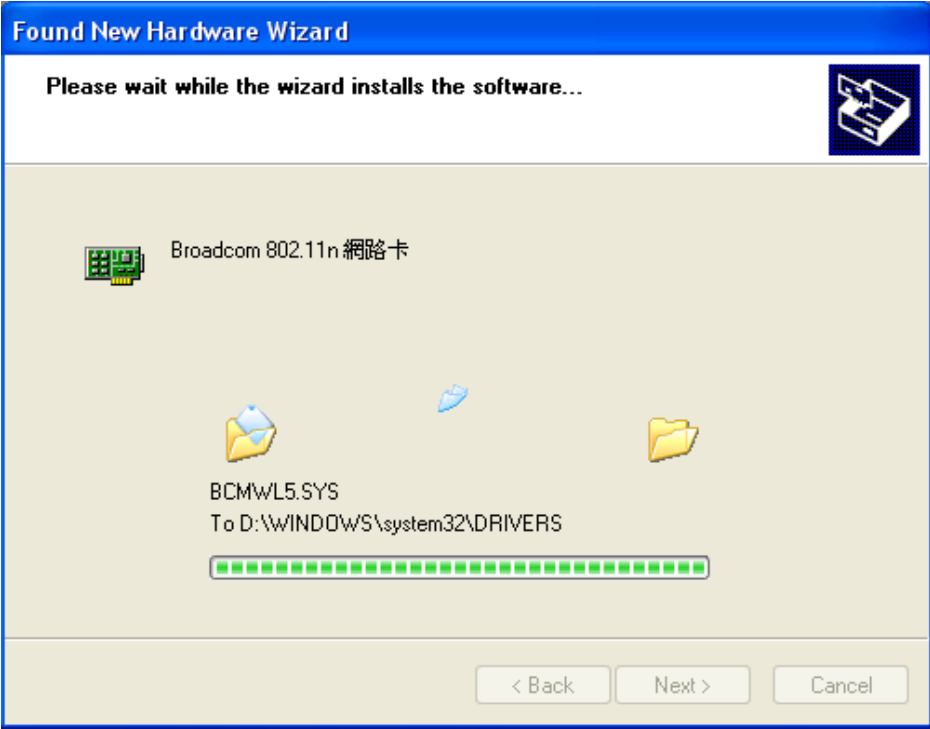
## ■ Installing the device drivers

To install the device driver in your computer:

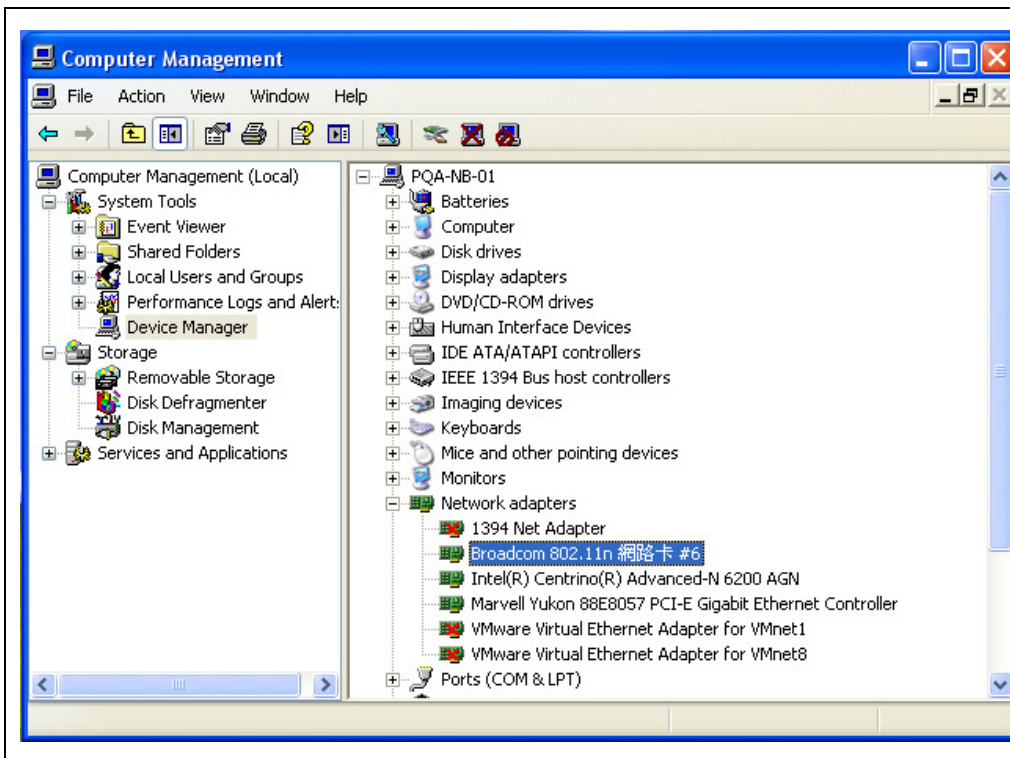
Insert the support CD to the optical drive and follow the following procedure.

	<p>Step1. Click the "Next" button.</p>
---	--

	<p>Step2. Browse the file path and click the "Next" button.</p>
	<p>Step3. Click the "Continue Anyway" button.</p>

	<p>Step4. Installing.</p>
--	-------------------------------

	<p>Step5. Click the "Finish" button.</p>
---	--



Step6.  
When you successfully finish the installation, the computer management will detect the device.