



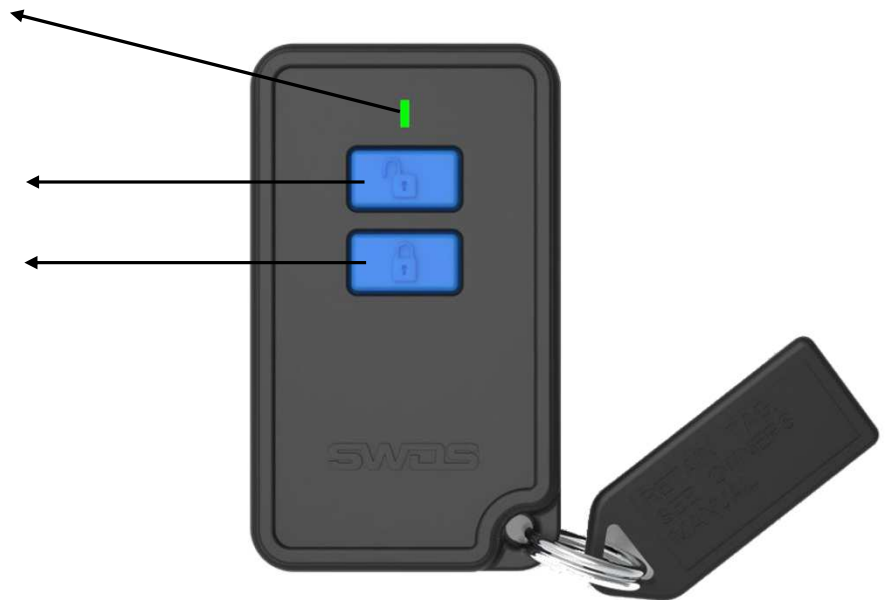
# 911 SWDS Dealer Remote User Manual

# Dealer Remote

**LED:** This led flashes green whilst either button is pressed and the remote is enabled. It flashes red whilst either button is pressed and the remote is disabled.

**Disarm button:** This button will passive-disarm any vehicle on the vehicle lot that is in range. A bump to the relevant vehicle will completely disarm the vehicle.

**Arm button:** This button will arm all vehicles in range when pressed.



If both Arm and Disarm buttons are pressed simultaneously, the LED will flash red once, indicating that the remote is now in configuration mode.

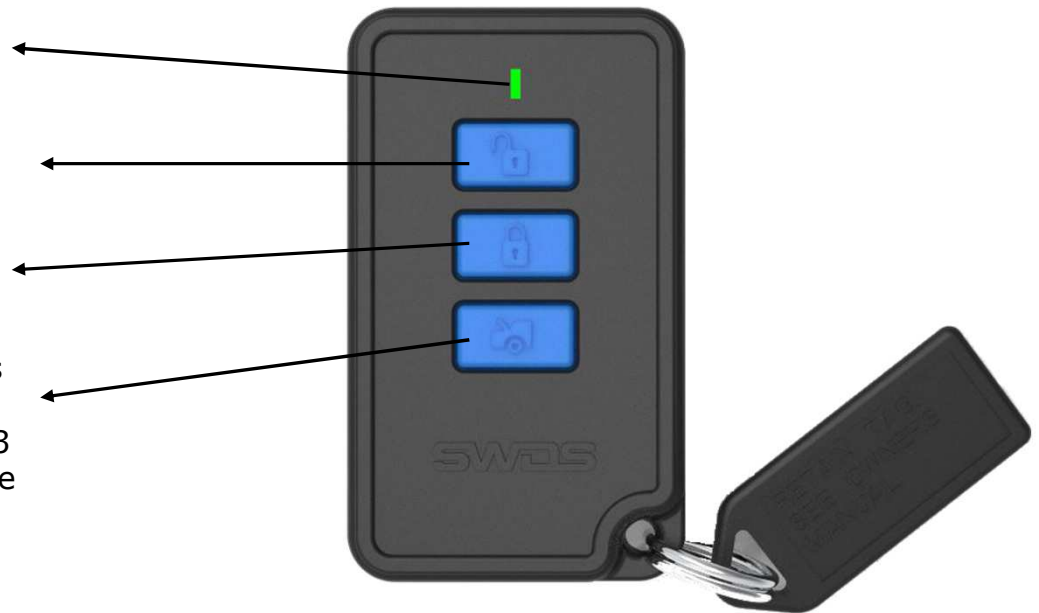
# Customer Remote

**LED:** This flashes green whilst the Arm, Disarm and Trunk button are pressed. If a panic alert is sent, the LED will flash red.

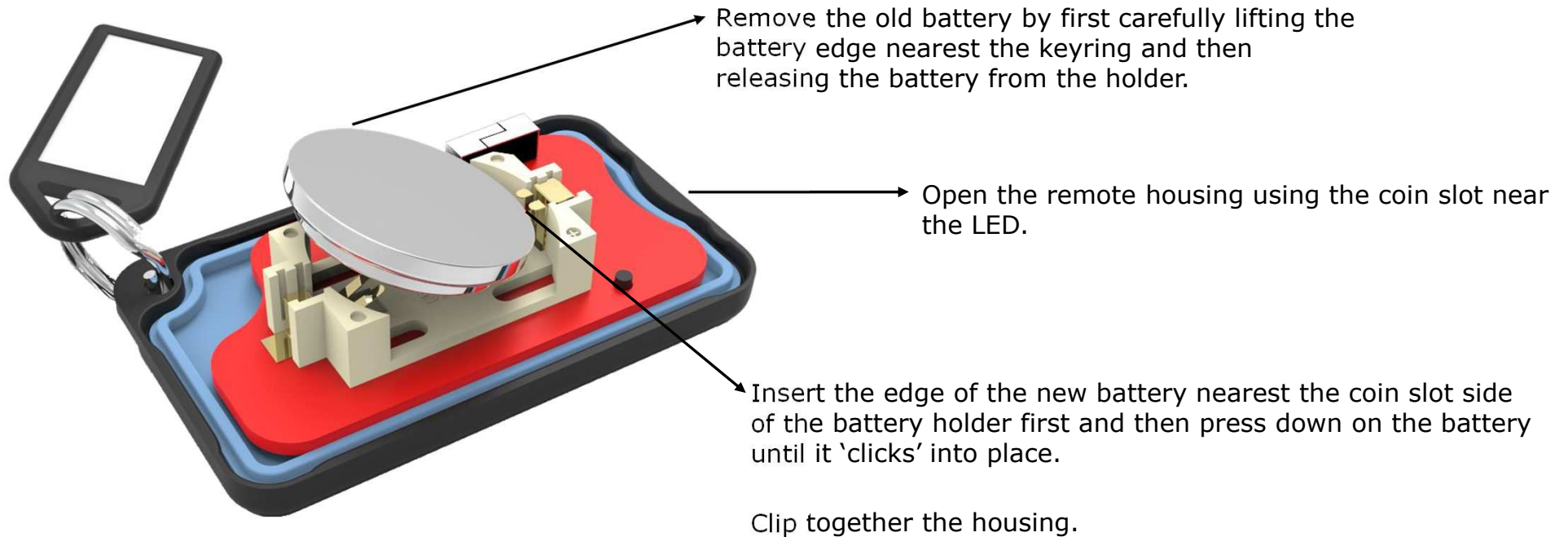
**Disarm button:** When pressed, this button will disarm the vehicle it has been learned into.

**Arm button:** When pressed, this button will arm the vehicle it has been learned into.

**Trunk button:** When held for less than 3 seconds and released, the trunk of the vehicle will be opened. When the button is held for more than 3 seconds, the remote will send a panic alert to the vehicle – this will trigger the alarm.



# Battery



Battery Spec: 3V CR2450 Coin Cell Battery

This device complies with part 15 of the FCC Rules. Operation is subject to the following two conditions: (1) This device may not cause harmful interference, and (2) this device must accept any interference received, including interference that may cause undesired operation.

CAUTION: changes or modifications not expressly approved by the party responsible for compliance could void the user's authority to operate the equipment.

NOTE: This equipment has been tested and found to comply with the limits for a Class B digital device, pursuant to part 15 of the FCC Rules. These limits are designed to provide reasonable protection against harmful interference in a residential installation. This equipment generates, uses and can radiate radio frequency energy and, if not installed and used in accordance with the instructions, may cause harmful interference to radio communications. However, there is no guarantee that interference will not occur in a particular installation. If this equipment does cause harmful interference to radio or television reception, which can be determined by turning the equipment off and on, the user is encouraged to try to correct the interference by one or more of the following measures:

- Reorient or relocate the receiving antenna.
- Increase the separation between the equipment and receiver.
- Connect the equipment into an outlet on a circuit different from that to which the receiver is connected.
- Consult the dealer or an experienced radio/TV technician for help.

This device contains licence-exempt transmitter(s)/receiver(s) that comply with Innovation, Science and Economic Development Canada's licence-exempt RSS(s). Operation is subject to the following two conditions:

1. This device may not cause interference.
2. This device must accept any interference, including interference that may cause undesired operation of the device.

L'émetteur/récepteur exempt de licence contenu dans le présent appareil est conforme aux CNR d'Innovation, Sciences et Développement économique Canada applicables aux appareils radio exempts de licence. L'exploitation est autorisée aux deux conditions suivantes :

1. L'appareil ne doit pas produire de brouillage;
2. L'appareil doit accuser tout brouillage radioélectrique subi, même si le brouillage est susceptible d'en compromettre le

## Guarantee

PFK Electronics (Pty) Ltd and Autowatch UK Ltd warrants this product to the original consumer purchaser to be free from defects in workmanship and material for a period of two years. Should this product be found to be defective in the vehicle it was originally installed in, PFK Electronics shall repair or replace the product or any part of the product which PFK Electronics agrees in defective without charge. This warranty does not apply to any product which has been damaged by accident, physical or electrical abuse, improper installation, any use contrary to its intended function, unauthorised service (i.e. service by anyone other than PFK Electronics or its authorised agents/service personnel), fire, flooding, lightning or acts of God.

## Indemnity

PFK Electronics (Pty) Ltd and Autowatch UK Ltd shall not be responsible for any removal and/or installation charges, damages to or the theft of the vehicle for its contents, or any incidental or consequential damages caused by any failure of the product to function properly. Under no circumstances should this warranty, or the product covered by it, be construed as an insurance policy against loss. PFK Electronics neither assumes nor authorise any persons or organisations to make any warranties, nor does it assume any liability in connection with the safe installation, or use of this product. This is the complete PFK Electronics warranty and no other warranty exists.

