

Warranty Information:

- Keep these documents safe in the event of a warranty claim. Coverage is valid only with proof of purchase.
- This warranty is covered for a period of One (1) Year from the date of purchase.
- Free repairing or replacement is available for their functional defects within warranty period.

Warranty only can be claimed for the following condition:

- Product used with settings or manual recommended but having defect.
- Product used with settings or manual recommended but machine function incorrectly

Exclusions: This warranty does not cover if the product used in the following conditions:

- Out of warranty period
- Product used in other than settings or manual recommended and caused the product malfunction and defect.
- Damages caused by services from unauthorised service companies or use parts other than the genuine parts.
- The product has been opened and repaired by unauthorised service companies or person.
- External damage causes, such as abuse, incorrect power supply, accidents, fires or acts of God.

Warranty guide:

- We recommended that you retain your original proof of purchase receipt. This warranty card have to provide in the event of a warranty claim. We reserved the rights to reject the warranty if fail to provide this warranty card and proof of purchase receipt.
- There will be a part or service charges for product that is out of warranty period.



Our Service Centre Toll free line

4008-096-926

PICOOC Warranty Card

Thank you for your purchase on PICOOC product, please fill the information below:

Name:	
Contact No:	
Email:	
Date of Purchase:	
Retailer Name:	
Serial Number:	

Service Record:			
	Description	Reason	Record
First Service			
	Date:	Serviced by:	
Second Service			
	Date:	Serviced by:	

Product Specifications

BatteryType: 3 pcs 1.5v size AAA batteries
Min.Voltage: 3.6V ± 0.2V
Working Current: ≤80mA (average)
Standby Current: ≤40uA (average)
Body Height Setting Division Value: 1cm
Gender Setting (Male, Female)
Age Setting Division Value: 1 year
Max. Weighing Value: 150kg
Body Age Division Value: 1 year

Min. Weighing Value: 5kg
Weighing Division Value: 0.1kg
Fat Mass: 3-50% (Division Value 0.1%)
Water: 40%-70%(Division Value 0.1%)
Muscle Mass: 50%-90% [Division Value 0.1%]
Bone Mass Division Value: 0.1kg
BMI Division Value: 0.1
Visceral Fat Index: 1-30 [Division Value 1]

PICOOC Technology Co.,Ltd

PICOOC Technology Co.,Ltd.
Product Name: Smart Body Scale
Model Name: mini
Implementation of standards: Q/SHSY 001-2016
Address: Room309-313, C Building, No.28, Xinjiekou Outer Street, Beijing, China
Manufacturer name: SHENZHEN SHINE INDUSTRIAL CO., LTD
Manufacturer address: 2/F, Bldg10, 1st Industrial Zone, Changzhen Community, Gongming town, Shenzhen, China, 518132
Manufacturer Tel.: +86 755 2994 9293
File No.mini-IM-2015V1 Issue date: Sep. 2016
PICOOC is a trademark of PICOOC Technology Co.,Ltd.
Bluetooth is a trademark of Bluetooth SIG, INC. Other product and company names mentioned herein may be trademarks of their respective companies.
Designed by PICOOC. ©2016 All Rights Reserved.
Room309, C Building, No.28, Xinjiekou Outer Street, Beijing, China.

1 Meanings of data

Body Fat Percentage

Body fat percentage (BFP) of a human or other living being is the total mass of fat divided by total body mass; body fat includes essential body fat and storage body fat.

Muscle Mass

Muscle mass is a term for the bulk of muscular tissue in a person's body. There are three different kinds of muscle in human body, but muscle mass usually refers to the skeletal muscle which as the most visible tissue directly contributes to strength.

Basal Metabolic Rate

That's the amount of energy your body needs for involuntary needs, such as heart, digestion, kidney, brain and other organ functions. Exercise takes additional energy, and BMR is a calculation based on your current height, weight and age.

Body Water Percentage

Body water is contained in tissues, blood, bones and elsewhere, which makes up a significant fraction of the human body by weight and volume. A reasonable level of body water is essential for fluid balance as an aspect of homeostasis. The water rate normal range is 45%-60% for female and 55%-65% for male.

Protein Percentage

A healthy lean man is composed of 62 % water, 16% fat, 16% protein, 6 % minerals, and less than 1% carbohydrate, along with very small amount of vitamins and other miscellaneous substances. Protein is a main substance for human life.

Bone Mass

Bone density or bone mineral density (BMD) is the amount of bone mineral of the bone tissue. The concept is the mass of mineral per volume of bone, which is clinically measured by proxy according to optical density per square centimeter of bone surface upon imaging.

Visceral Fat

Visceral fat is body fat that is stored within the abdominal cavity and is therefore stored around a number of important internal organs such as the liver, pancreas and intestines.

2 Standing Positions



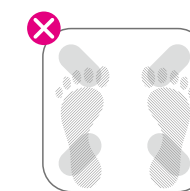
Correct Position Around the center, the feet naturally on both two sides.



The feet are too upper, which would cause the scale to be overturned and the lower accuracy.



The feet are too upper, which would cause the scale to be overturned and the lower accuracy.



The feet are too lower, which would cause the scale to be overturned and lower accuracy.

⚠ Attention: PICOOC scale needs to be stepped on with bare feet.

3 Using and Maintenance



Using: Please put PICOOC scale on the flat and hard floor. Dont put it on the carpet, otherwise the measurements would be inaccurate. Please dont disassembly it by yourself or clean it with water, and dont put it at a damp place.



Maintenance: Dont use hot water, banana oil and volatile oil to wipe PICOOC scale. You can clean it with a cloth dampened by water. If water is not enough to clean it, you can use some crystal vinegar.

4 Safety and Caution

For safety, please read this manual carefully to protect yourself.



Attention! This product can not be used by people equipped with a cardiac pacemaker or any other internal medical device.



Attention! Dont use the product on the slippery floor.


The following people cant get correct data through our products due to big difference of body compositions with average samples.

Dont measure under the following circumstances

- Growing children
- Aged people
- Fevered people
- Osteoporosis patients
- Patients with edema disease
- Patients treated by dialysis
- Professional body builders or athletes

- After intensive exercise
- After taking a shower
- After drinking a lot
- Being pregnant

PICOOC Magic Scale mini User Manual



Your health and fitness partner

A Installation and Placement

Tear up the protection film wrapped on the scale body and load the three batteries at the back. Please pay attention to the cathode and the anode! Moreover, please make sure to place the scale on the hard and flat floor so as to get higher accuracy.



B Identify the scale

Use your phone to scan the QR code to download the APP. After registering your own account and switch to the device identifying page according to the guidance, the APP will automatically connect with the scale.



C Equipment verification

Turn on the Bluetooth of your mobile and get into PICOOC APP, then step on the PICOOC scale. PICOOC APP will display successful connection.



D Measuring process

Click weigh on PICOOC APP, then step on PICOOC scale, the LED display will flicker for around 3s to show you the results.

136 kg 32.7 kg 852 kg


E Check health data

Your health data will be automatically uploaded to your PICOOC APP through Bluetooth to be checked and tracked over time.



F PICOOC APP settings

Click setting on the bottom-right corner to set or renew personal information, manage equipment, connect SNS account, etc.




G Add body girth data

When you draw the slider below the weight bar to the left on the homepage, body girth data can be input to analyze the Waist-Hip Ratio.



H Add another account

Click the head portrait on up-left corner on the PICOOC APP homepage, you can add a new account and switch to another account.



⚠ Attention: Please change to the corresponding account before weighing.



Use your phone to scan the QR code to download PICOOC iOS or Android APP

For updated information on our products, please follow us on Facebook or Twitter @ PICOOC

Customer service hotline:
+86 4008-096-926 (Monday to Sunday 9:00-21:00)

Product Qualification Card

PICOOC Technology Co.,Ltd
Address: Room309, C Building, No.28, Xinjiekou Outer Street, Beijing, China
Manufacturer name: Shenzhen Shine Industrial Co., Ltd.
Manufacturer address: 2/F, Bldg10, 1st Industrial Zone, Changzhen Community, Gongming town, Guangming District, Shenzhen, Guangdong, China, 518132
Manufacturer Tel.: +86 755 2994 9293

Model: mini

Name: PICOOC smart body fat scale

Standard: Q/SHSY 001-2016

QC:

Date:

PICOOC®

PICOOC Warranty Card

§ 15.19 Labelling requirements.

This device complies with part 15 of the FCC Rules. Operation is subject to the following two conditions: (1) This device may not cause harmful interference, and (2) this device must accept any interference received, including interference that may cause undesired operation.

§ 15.21 Information to user.

Any Changes or modifications not expressly approved by the party responsible for compliance could void the user's authority to operate the equipment.

§ 15.105 Information to the user.

Note: This equipment has been tested and found to comply with the limits for a Class B digital device, pursuant to part 15 of the FCC Rules. These limits are designed to provide reasonable protection against harmful interference in a residential installation. This equipment generates uses and can radiate radio frequency energy and, if not installed and used in accordance with the instructions, may cause harmful interference to radio communications. However, there is no guarantee that interference will not occur in a particular installation. If this equipment does cause harmful interference to radio or television reception, which can be determined by turning the equipment off and on, the user is encouraged to try to correct the interference by one or more of the following measures:

- Reorient or relocate the receiving antenna.
- Increase the separation between the equipment and receiver.
- Connect the equipment into an outlet on a circuit different from that to which the receiver is connected.
- Consult the dealer or an experienced radio/TV technician for help.

*** RF warning for Portable device:**

The device has been evaluated to meet general RF exposure requirement. The device can be used in portable exposure condition without restriction.