




***Kid Trax***  
**MERCEDES**  
6V S600



KT1397MX

**OWNER'S MANUAL**

Age: 3 - 7 yrs

Weight: Maximum 66 lbs (30 Kgs)

Max Speed: 2.5 MPH

Battery: 6V7AH

Always use with adult supervision.

Keep instructions for future reference.

## ① Safety

### ⚠ WARNING!

The owner's manual contains assembly, use and maintenance instructions. The vehicle must be assembled by an adult who has read and understands the instructions in this manual. Keep the packaging away from children and dispose of all packaging before use.

**Note:** For best performance use on flat, hard surfaces.

The following safety hazards may result in serious injury or death to the user of the vehicle:

- This product contains small parts that are for adult assembly only. Keep small children away when assembling. Remove and dispose of all protective material and poly bags before assembly. Be sure to remove all packaging materials and parts from underneath the vehicle body.
- Battery posts, terminals and related accessories contain lead and lead compounds (acids) chemicals known to the state of California to cause cancer, reproductive harm, and are toxic and corrosive. Never open the battery.
- Body parts such as hands, legs, hair and clothing can get caught in moving parts. Never place a body part near a moving part or wear loose clothing while using the vehicle. Always wear shoes when using the vehicle.
- This toy does not have brakes or any braking capability. Do not leave a child unattended while using this toy or allow use of this toy in any location that requires braking capability, as this could

result in a roll away or loss of control, which may cause serious injury or death.

- Using the vehicle near streets, motor vehicles, drop-offs such as: steps, water (swimming pools) or other bodies of water, sloped surfaces, hills, wet areas, flammable vapors, in alleys, at night or in the dark could result in an unexpected accident. Always use the vehicle in a safe, secure environment with continuous adult supervision.
- Using the vehicle in unsafe conditions such as snow, rain, loose dirt, mud, sand or fine gravel may result in unexpected action such as tip over and skidding, and damage to the electrical system and battery.
- Using the vehicle in an unsafe manner. Examples include but are not limited to:
  - a. Pulling the vehicle with another vehicle or similar device
  - b. Allowing more than one rider
  - c. Pushing the user from the back
  - d. Traveling at an unsafe speed

Always use common sense and safe practices when using the vehicle

This product contains or emits chemicals known to the state of California to cause cancer or birth defects or other reproductive harm.

## BATTERY WARNINGS

### WARNING!

The following safety hazards may result in serious injury or death to the user of the vehicle:



- Use of a battery or charger other than the supplied 6V rechargeable battery and charger may cause a fire or explosion. Only use the supplied 6V rechargeable battery and charger with the vehicle.
- Using the 6V rechargeable battery and charger for any other product may result in overheating, fire or explosion. Never use the 6V rechargeable battery and charger with another product.
- Explosive gases are created during charging. Charge the battery in a well ventilated area. Do not charge the battery near heat or flammable materials.
- Contact between the positive and negative terminals may result in fire or explosion. Avoid direct contact between the terminals. Picking up the battery by the wires or charger can cause damage to the battery and may result in a fire. Always pick up the battery by it's case or handles.
- Do not use an extension cord when charging the car.



- Liquids on the battery may cause fire or electric shock. Always keep all liquids away from the battery and keep the battery dry.



- Contact or exposure to battery leakage (lead acid) may cause serious injury. If contact or exposure occurs immediately call your physician. If the chemical is on the skin or in the eyes, flush with cool water for 15 minutes. If the chemical was swallowed, immediately give the person water or milk. Do not give water or milk if the patient is vomiting or has a decreased level of alertness. Do not induce vomiting.



- Battery posts, terminals and related accessories contain lead and lead compounds (acid), chemicals known to the State of California to cause cancer, reproductive harm and are toxic and corrosive. Never open the battery.
- Tampering or modifying the electric circuit system may cause a shock, fire or explosion and permanently damage the system. Exposed wiring, circuitry in the charger may cause electric shock. Always keep the charger housing closed.

## USER REQUIREMENTS AND WARNINGS

Age	3 - 7 years
Max Weight	66 lbs (30 Kgs)

Before using the vehicle the child should understand the vehicle controls and safety issues. They must also demonstrate the capability to handle the vehicle and operate its controls. It is the responsibility of the adult to educate the child and supervise the vehicles use. Read the following safety warnings to any child using the vehicle before riding.

### **WARNING!**

- Never leave child unattended. Always supervise the child.
- Always sit in the seat when using the vehicle.
- Keep your hands, hair and clothes away from moving parts.
- Always wear shoes when using the vehicle.
- Only one rider is allowed on the vehicle at a time
- Children under 3 years of age cannot use the vehicle.
- Only drive on level ground.
- Do not go near swimming pools or other bodies of water, drop-offs or up and down steep inclines.
- Do not drive the vehicle into loose dirt, mud, sand or fine gravel.
- Do not drive the vehicle on streets or near cars.

## FCC WARNING

### **WARNING!**

Any changes or modifications to this unit not expressly approved by the party responsible for compliance could void the user's authority to operate the equipment.

**NOTE:** This equipment has been tested and found to comply with the limits for a Class B digital device, pursuant to part 15 of the FCC Rules. These limits are designed to provide reasonable protection against harmful interference in a residential installation. This equipment generates, uses and can radiate radio frequency energy and, if not installed and used in accordance with the instructions, may cause harmful interference to radio communications. However, there is no guarantee that interference will not occur in a particular installation. If this equipment does cause harmful interference to radio or television reception, which can be determined by turning the equipment off and on, the user is encouraged to try to correct the interference by one or more of the following measures:

- Reorient or relocate the receiving antenna.
- Increase the separation between the equipment and receiver.
- Connect the equipment into an outlet on a circuit different from that to which the receiver is connected.
- Consult the dealer or an experienced radio/TV technician for help.

## CARE WARNINGS

### **WARNING!**

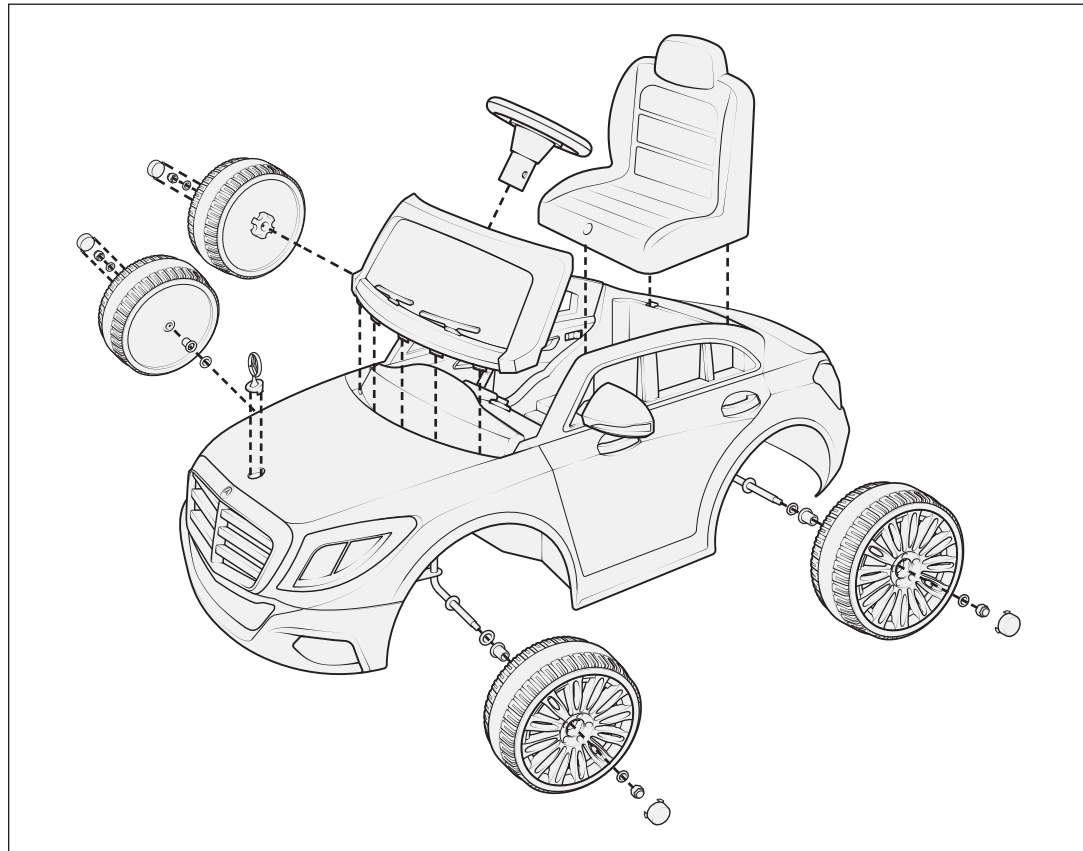
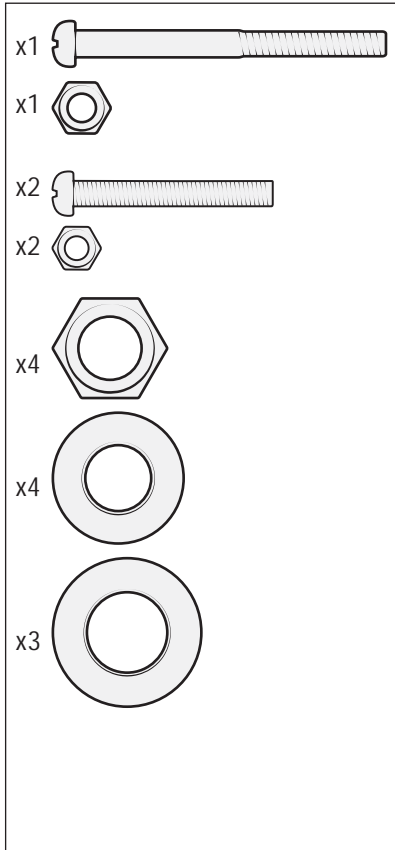
- Park the vehicle indoors or cover it with a tarp to protect it from wet weather.
- Do not leave the vehicle in the sun for long periods of time or fading may occur. Store in shade or cover with tarp.
- Do not wash the vehicle with a hose.
- Do not wash the vehicle with soap and water.

## RE-CHARGE INTERVAL AND TIME

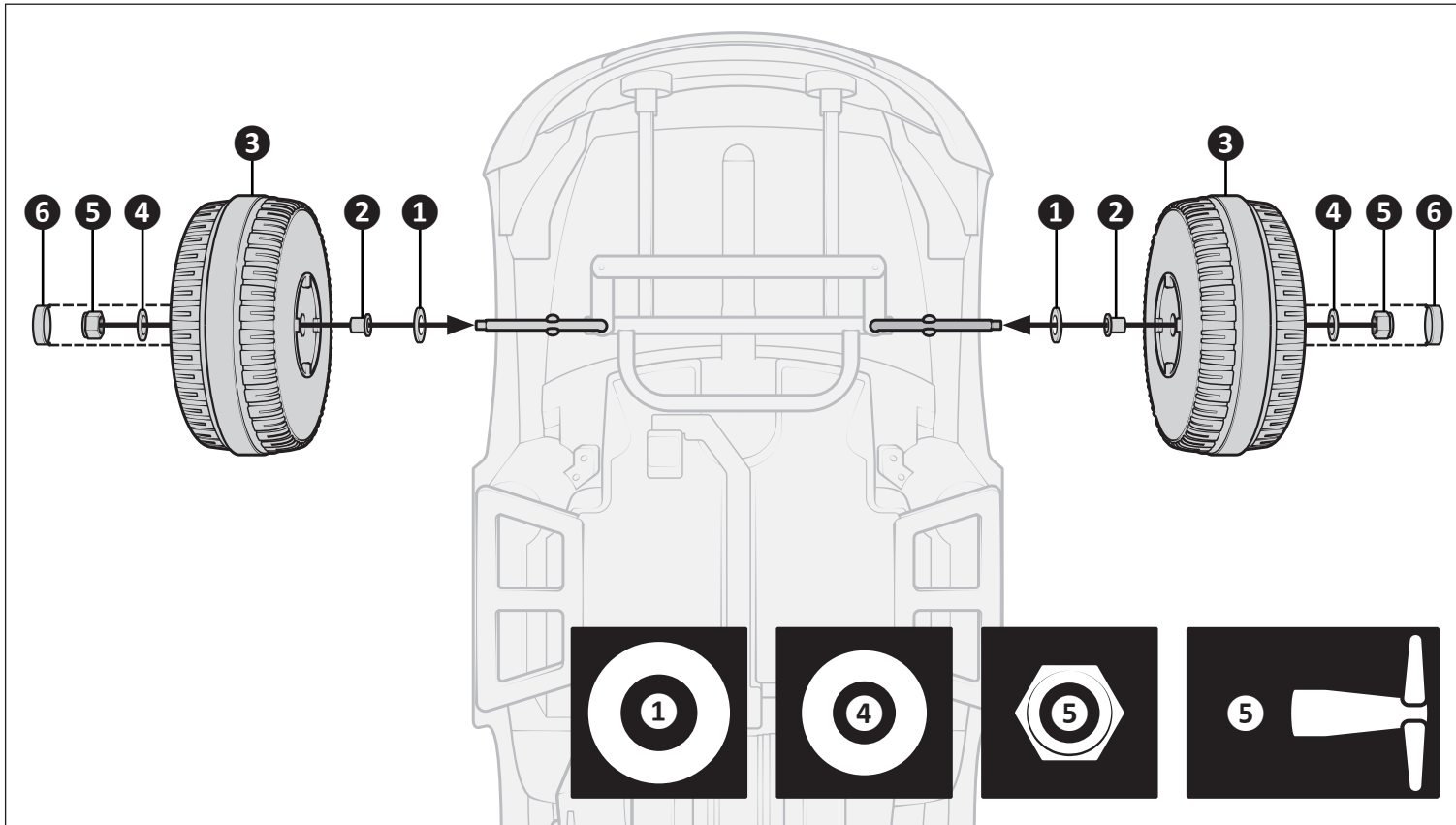
### Important!

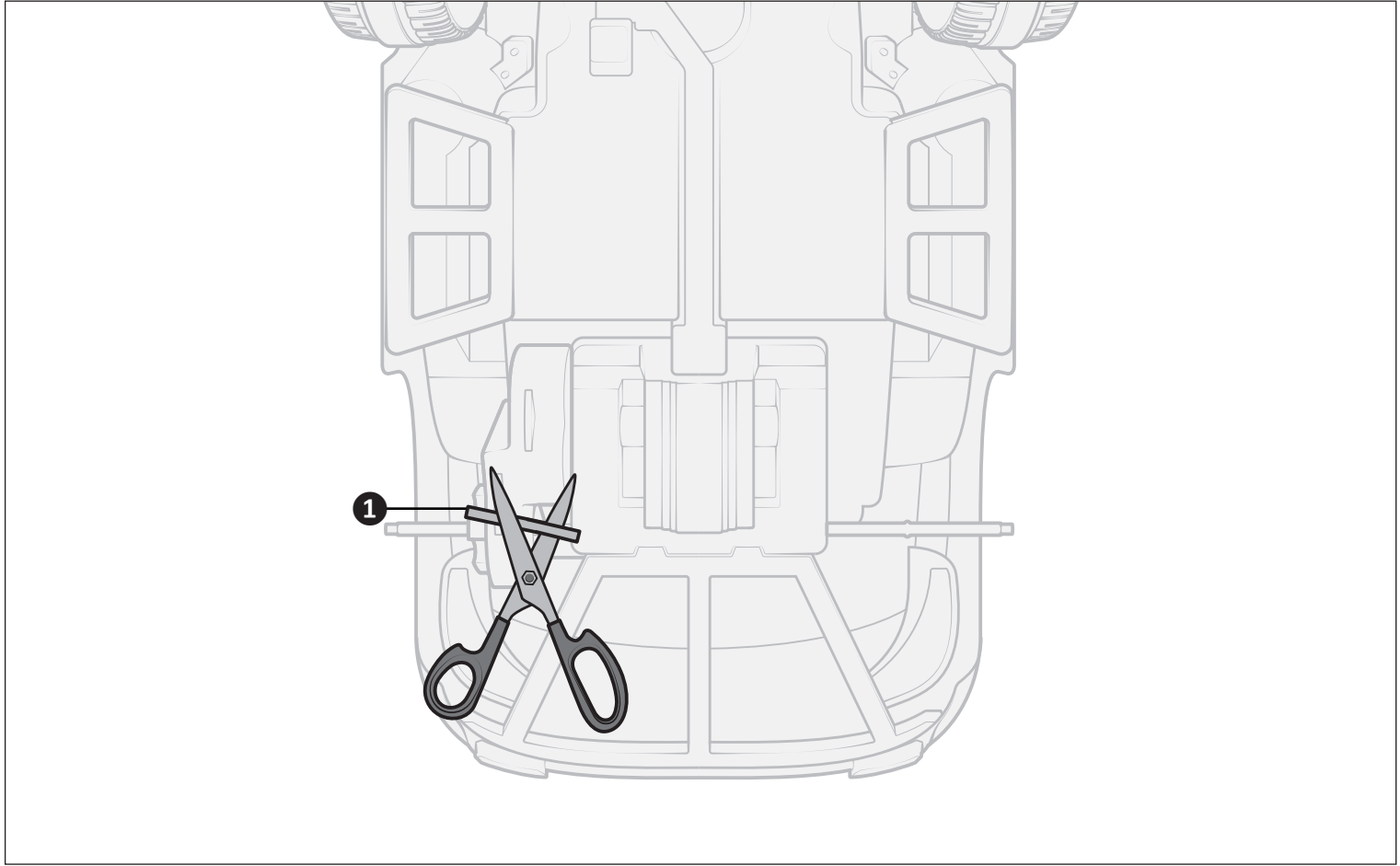
- Damage to the battery may occur if it is allowed to drain completely. Do not allow the battery to drain completely.
- Check the battery and charger (supply cord, connector) for wear and damage before charging. Do not charge the battery if damage has occurred.
- On average you will need to charge the battery between 8 and 12 hours. Do not charge the battery for more than 24 hours. Failure to charge the battery as directed could cause permanent damage to the battery and void the warranty.
- Only an adult who has read and understands the safety warnings should handle, charge and recharge the battery.

## 2 Parts

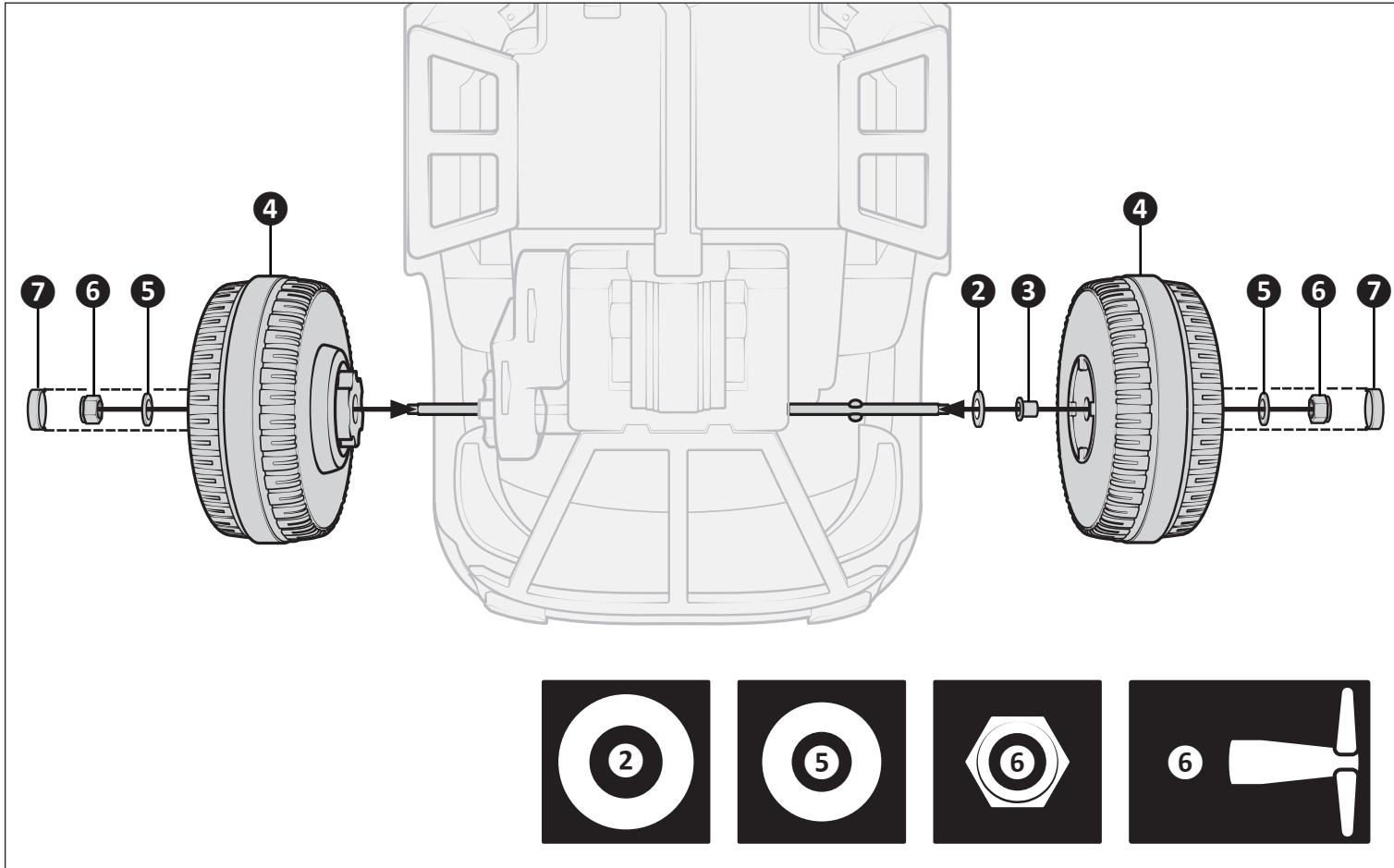


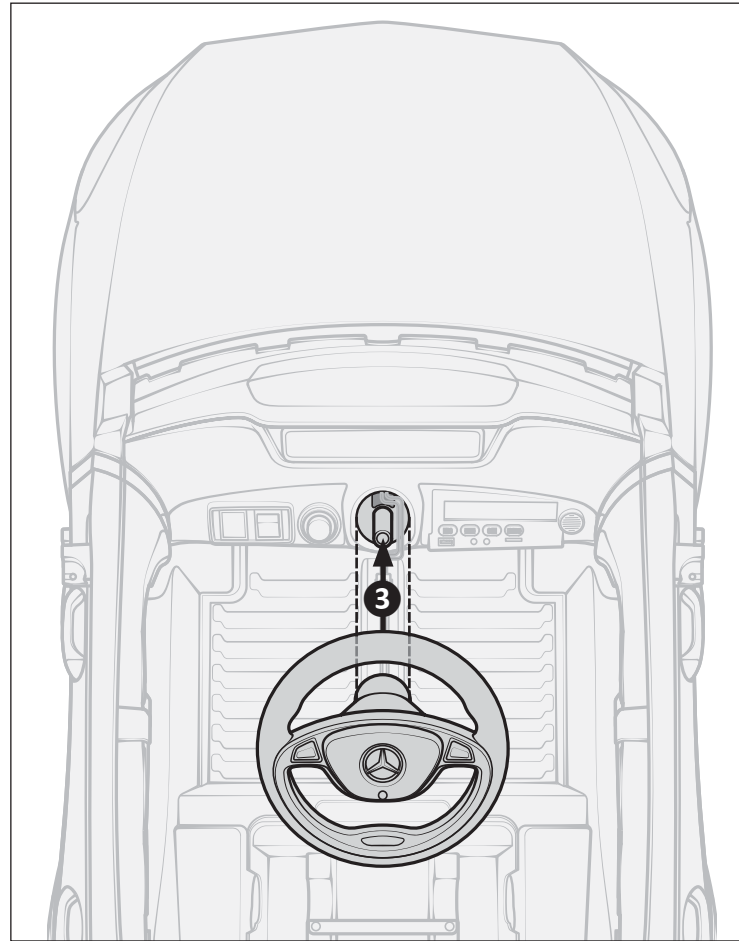
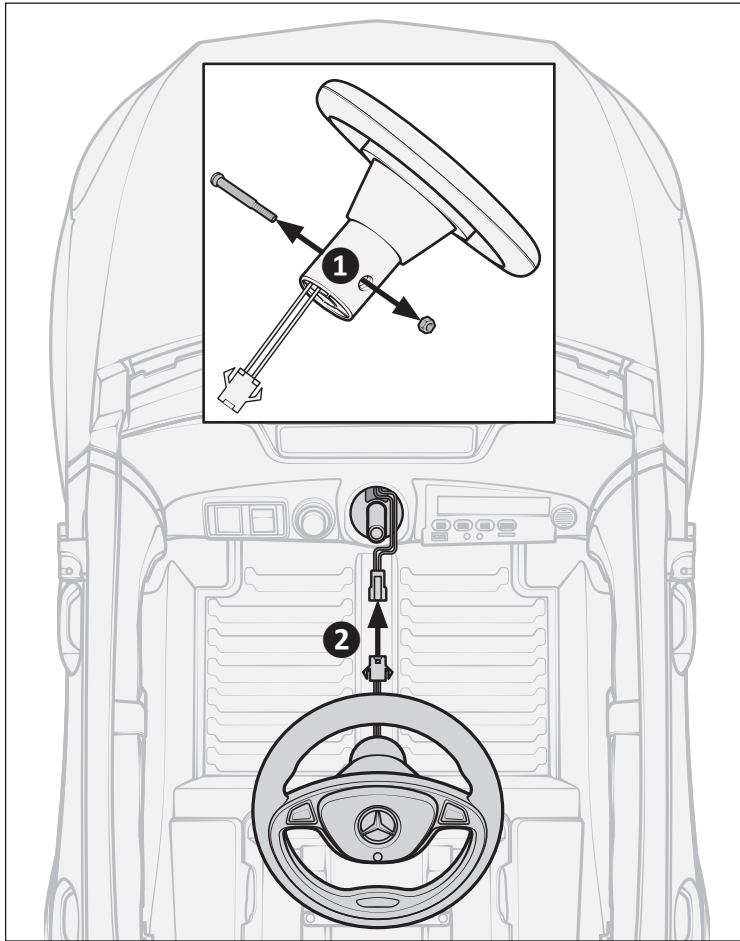
### 3 Assembly

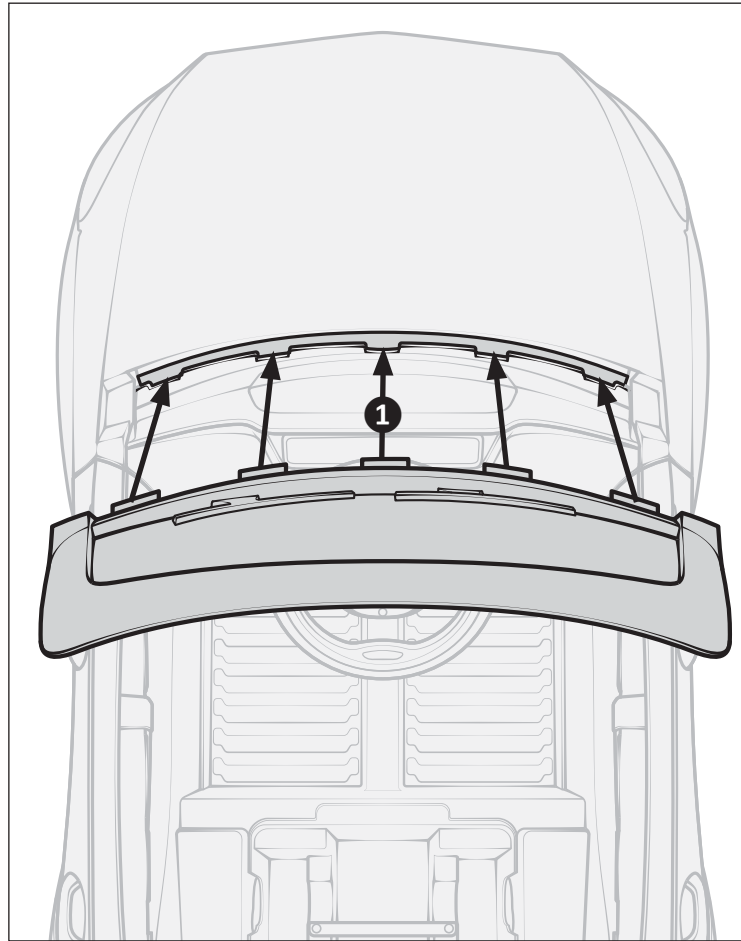
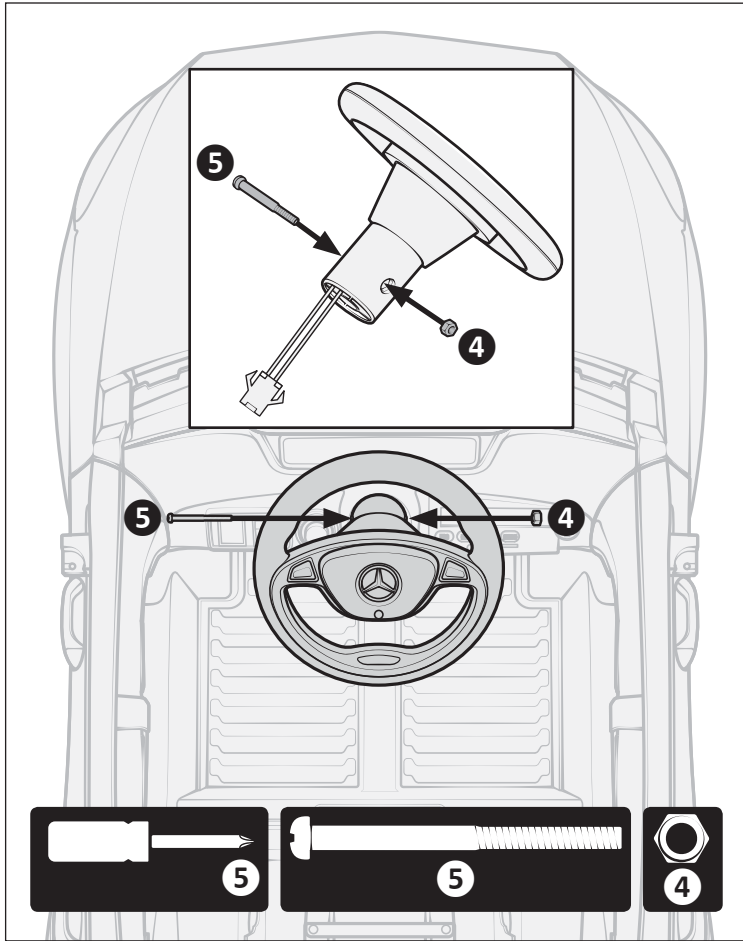


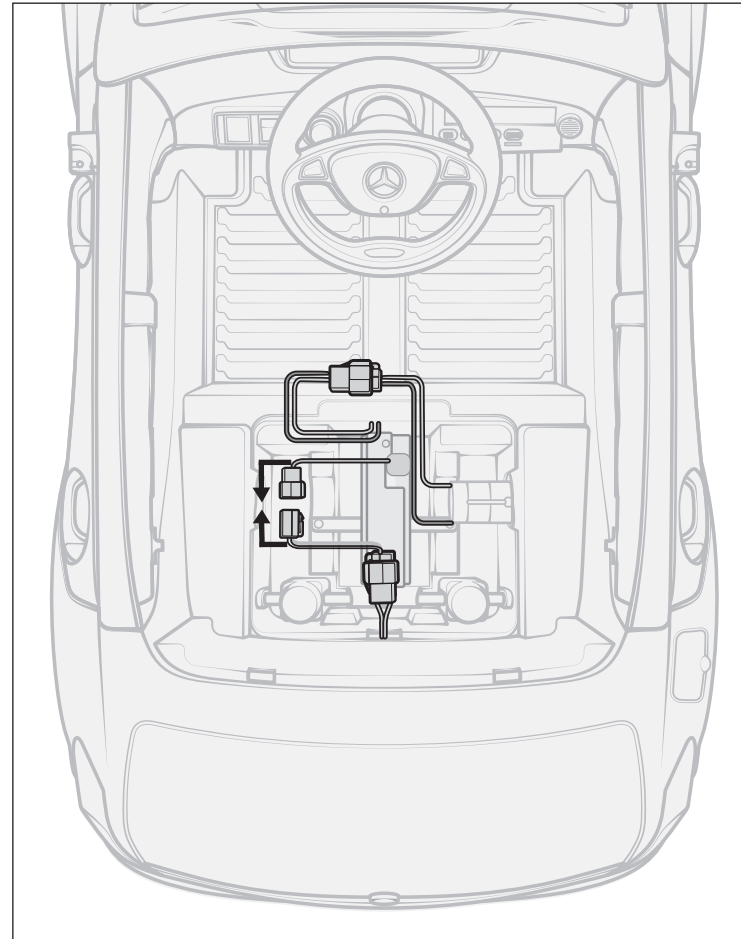
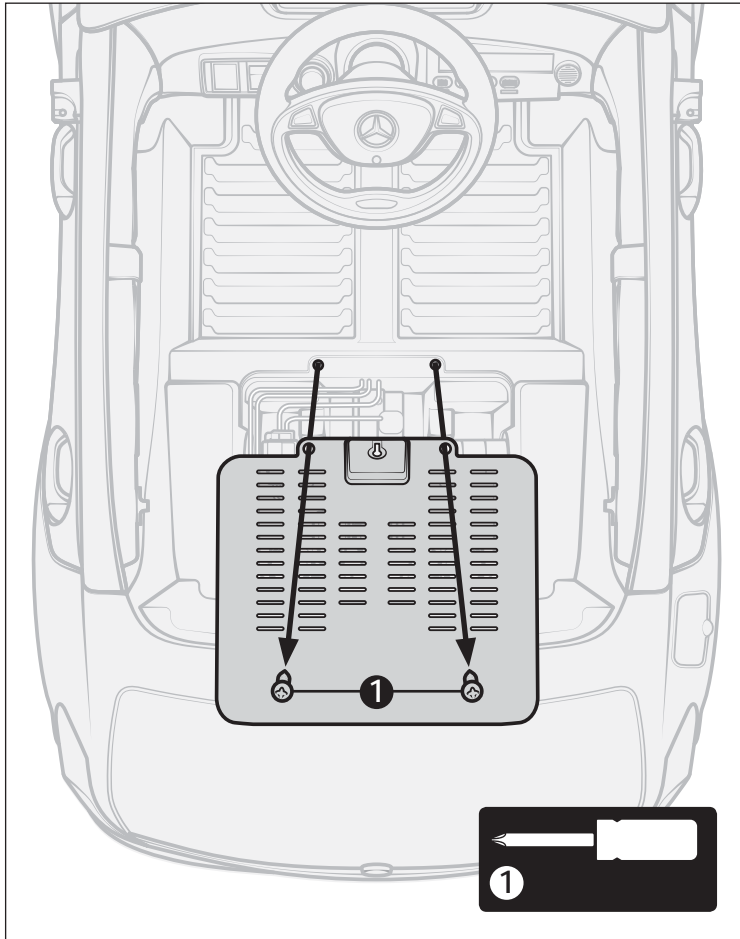


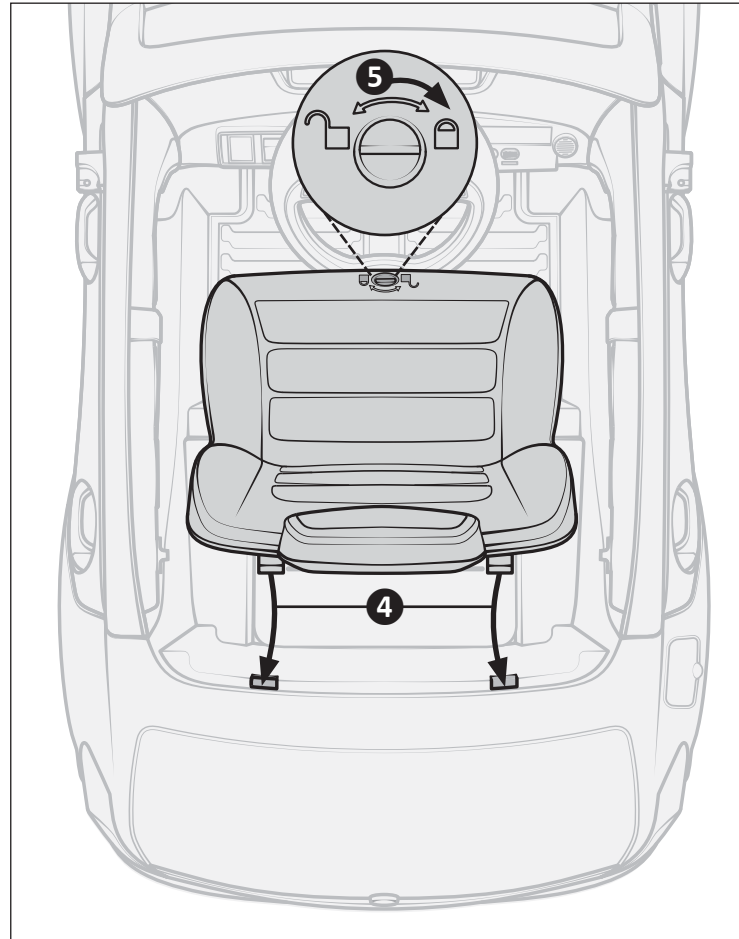
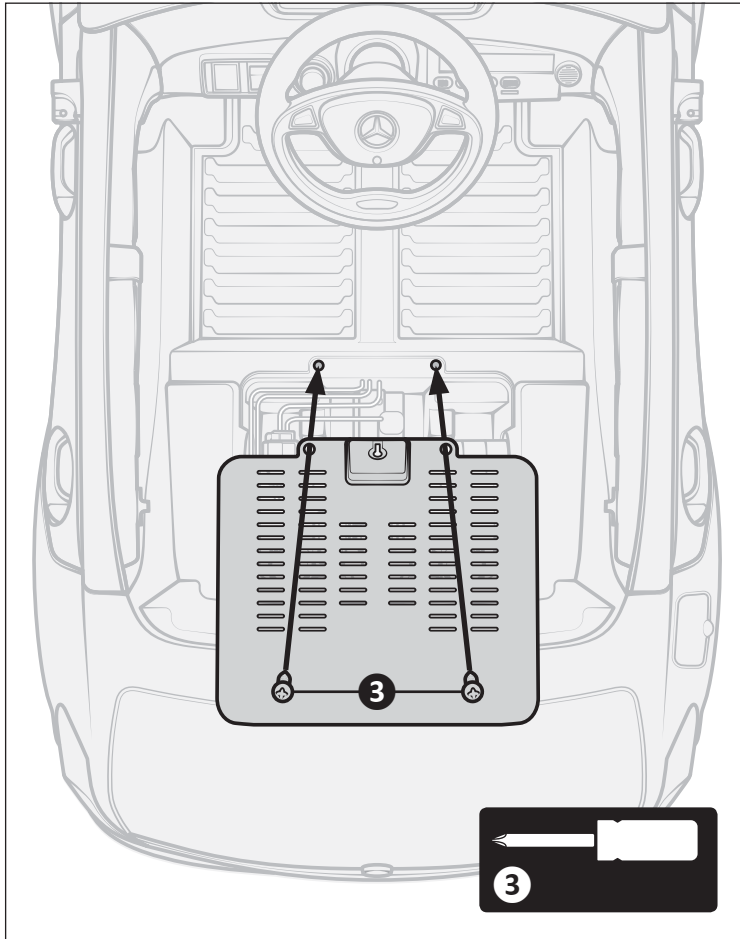



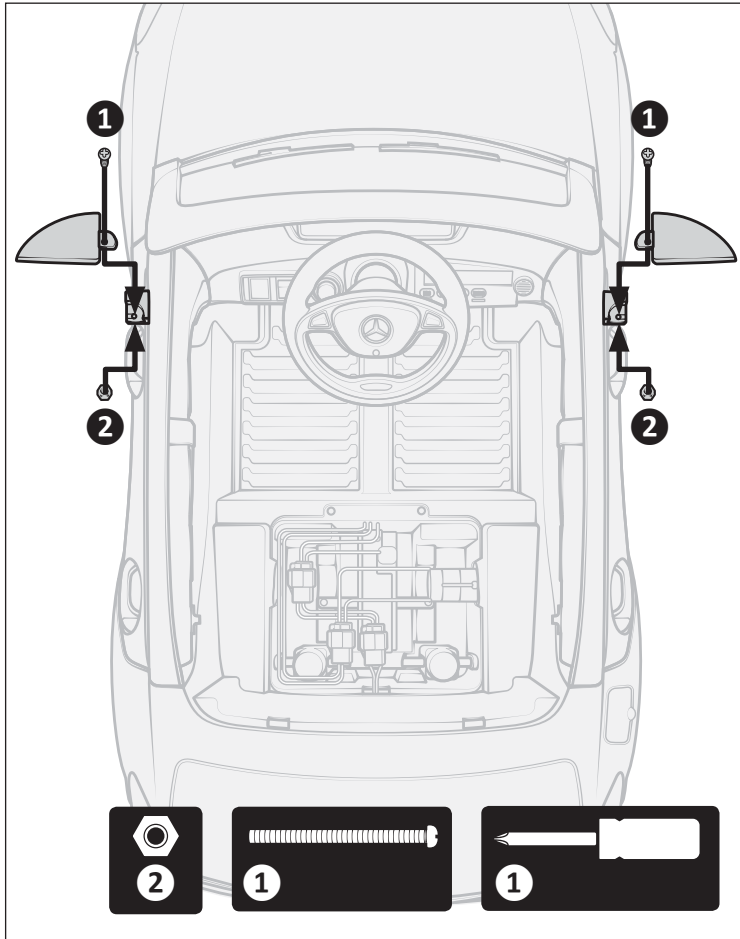






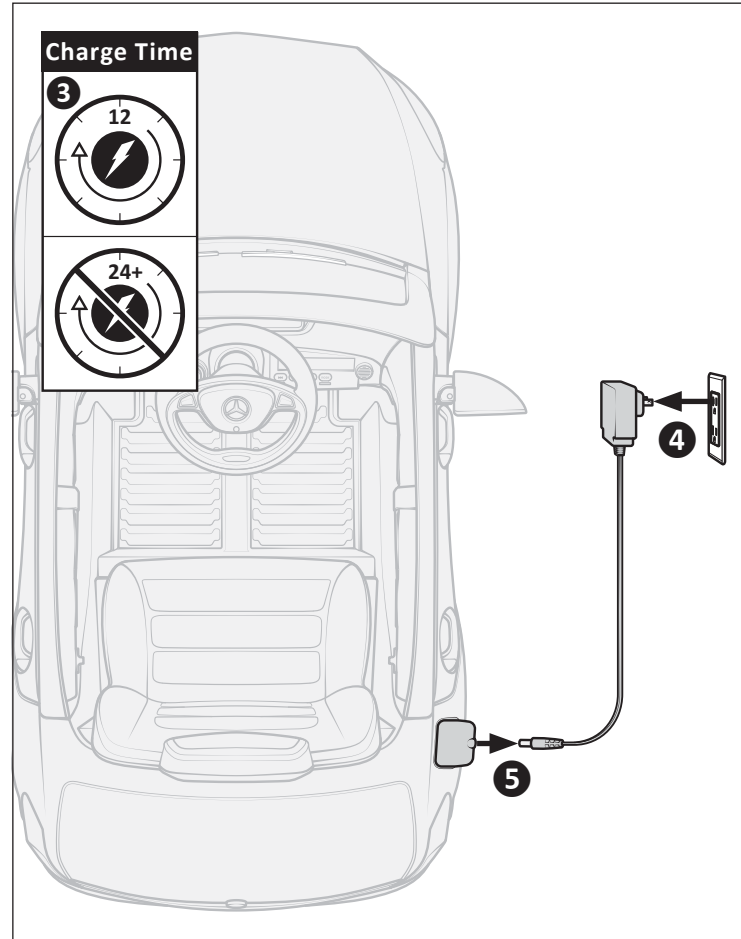
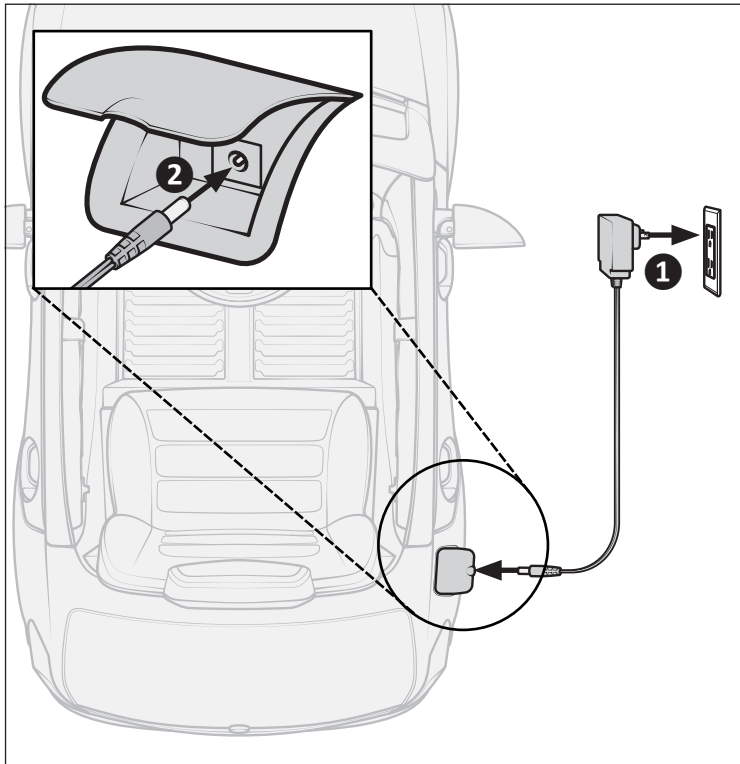




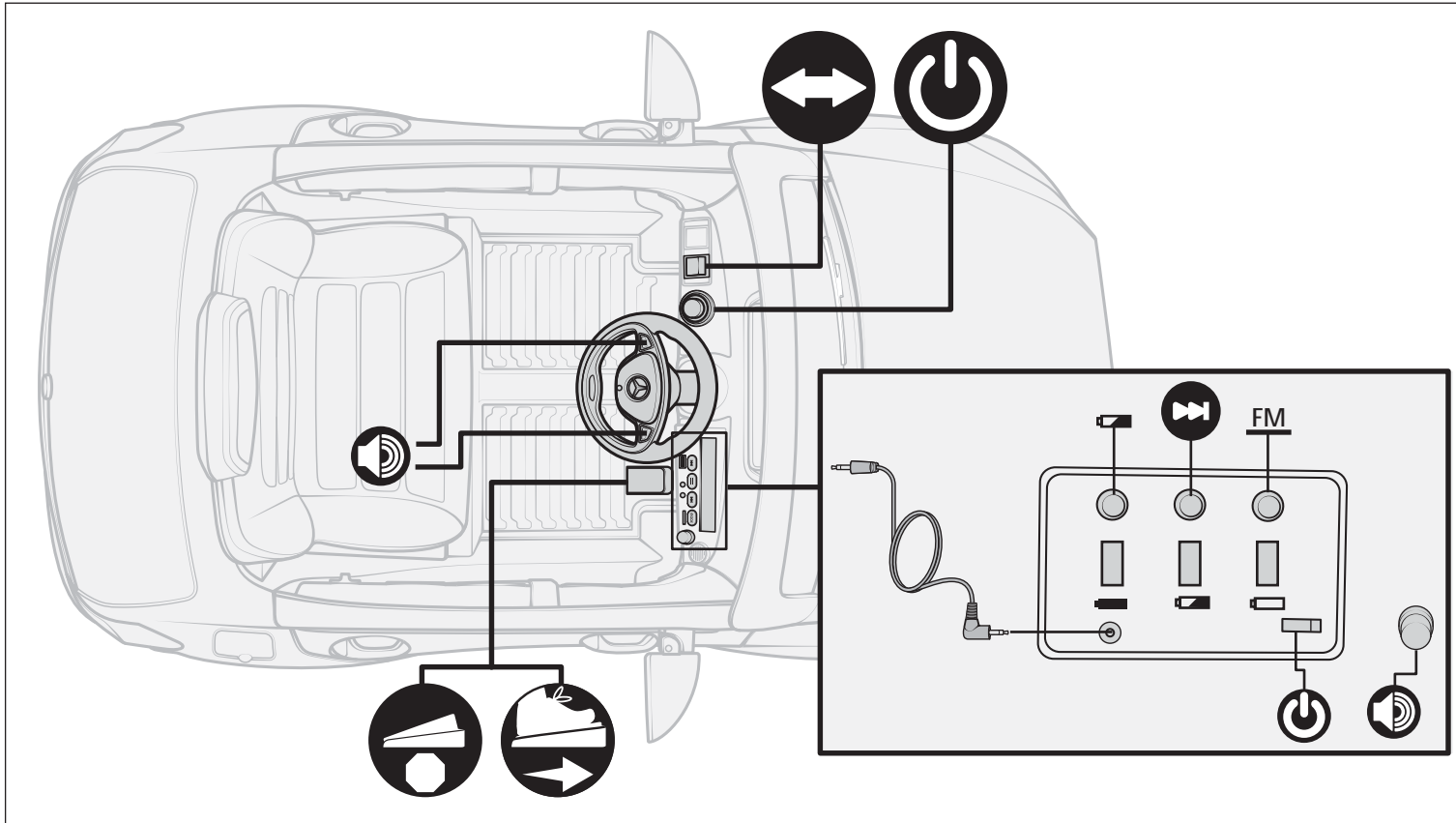


**⚠ WARNING!**

Plug wall charger directly into a wall outlet. Do not use an extension cord when charging.



#### 4 Use



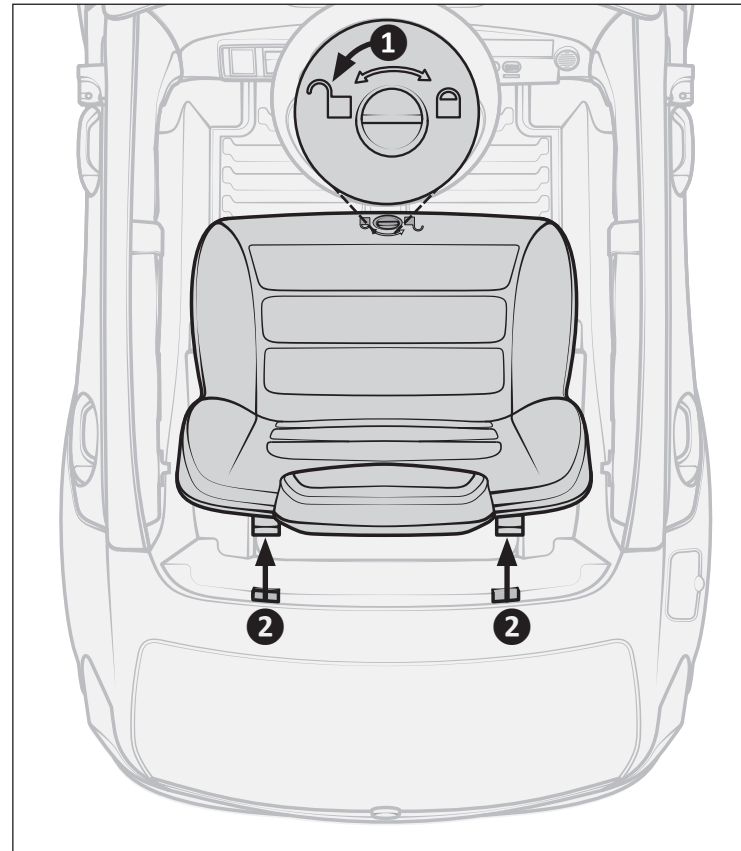


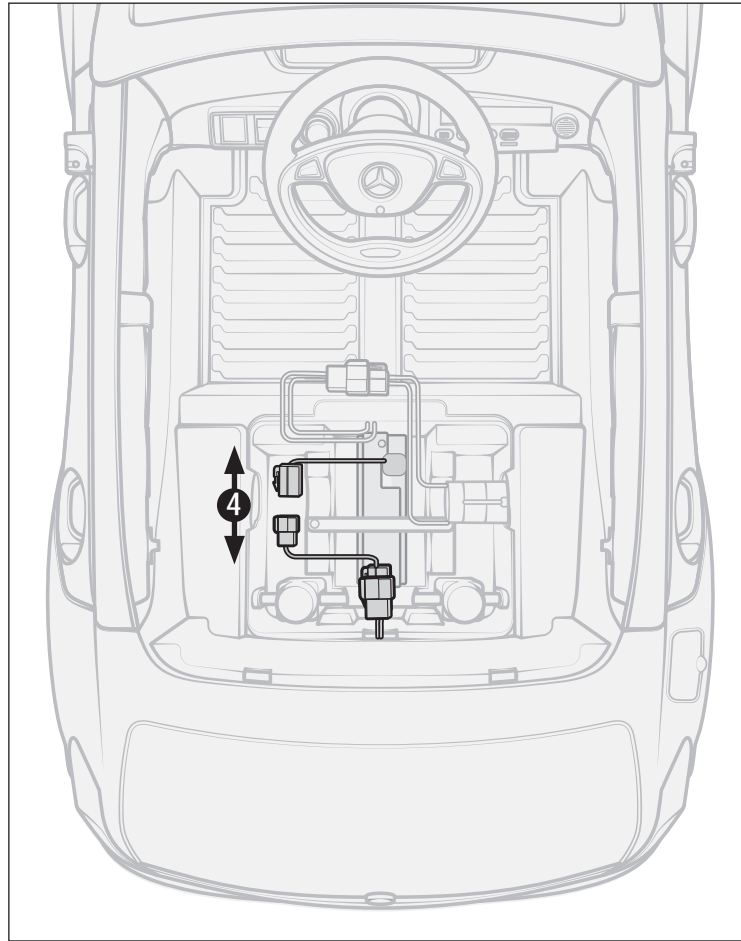
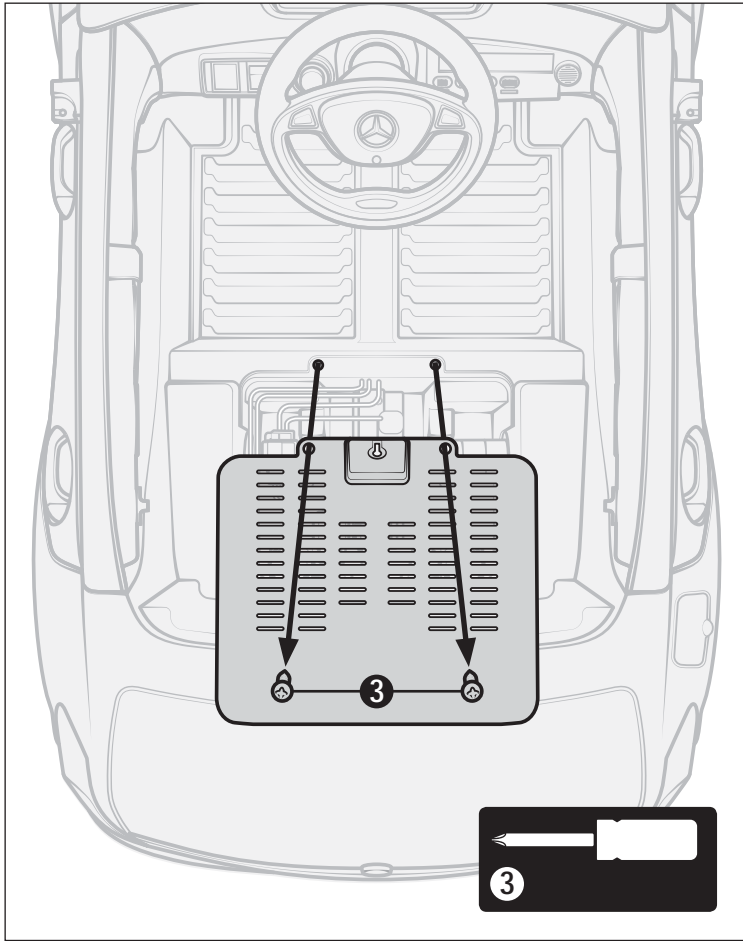
## 5 Maintenance

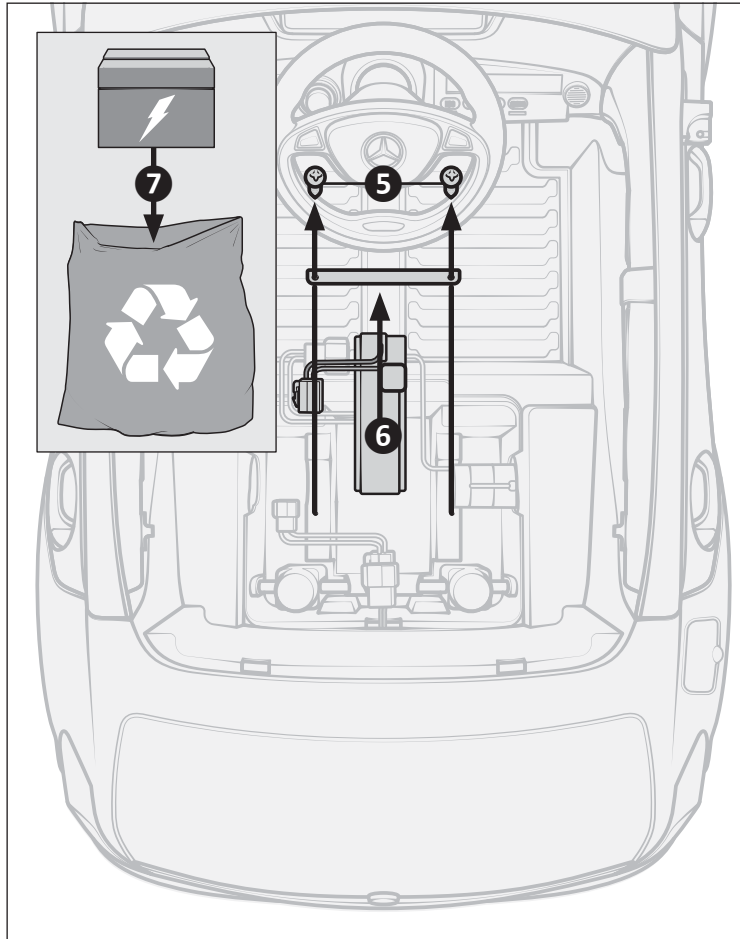
### BATTERY REPLACEMENT AND DISPOSAL

The battery will eventually lose the ability to hold a charge. Depending on the amount of use, and varying conditions, the battery should operate for one to three years. Follow these steps to replace and dispose the battery.

**Important!** Recycle the dead battery responsibly. The battery contains lead acid (electrolyte) and must be disposed of properly and legally. It is illegal in most areas to incinerate lead acid batteries or dispose of them in landfills. Take it to a federal or state-approved lead acid battery recycler, such as an authorized service center or your local automotive battery retailer. Do not throw the battery away with your regular household trash!







**The vehicle should be checked for damage, missing or badly worn parts before use.**

- Check the tightness of the fasteners before each use.
- Check the tightness of the wheels.
- Ensure the battery is securely in place before use
- Occasionally use lightweight oil to lubricate moving parts such as wheels and steering linkage. Do not use oil on plastic or nylon parts. No lubrication is required.
- Store the vehicle indoors or cover it with a tarp to protect it from the wet weather. Keep it away from sources of heat, such as stoves and heaters.
- Clean the vehicle with a soft, dry cloth. To restore shine to plastic parts, use a non-wax furniture polish. Do not use car wax, abrasive cleaners or wash the vehicle with soap and water. Water will damage the motor, electrical system and battery.
- Pacific-Cycle recommends that you take the vehicle to an authorized service center for periodic maintenance and service. Call Pacific-Cycle Consumer Relations at 877-741-6154 for an authorized service center.
- For a complete list of replacement parts, please contact Pacific-Cycle Consumer Relations. To order parts, please have the model and serial number available, which can be found underneath the seat on the battery cover.

## 6 Service

Do not return this product to the place of purchase. If your vehicle needs service, repairs or replacement parts, call:

**Pacific-Cycle Consumer Relations**

**Hours:** 8:00 am – 5:00 pm (CST) Monday - Friday

**Phone:** 877-741-6154

**Email:** customerservice@kidtraxtoys.com

For a complete list of replacement parts, please contact Pacific-Cycle Consumer Relations. To order parts, please have the model and serial number available, which can be found underneath the seat on the battery cover.



Limited one-year warranty for the Kid Trax ride-on toy vehicle.

Six-month limited warranty applies only to the battery which was included by Kid Trax with the vehicle when it was originally purchased.

- Read owner's manual for important safety information.
- Before first use, an adult must charge the battery for 12 hours.
- For outdoor use only.
- Use only genuine Kid Trax replacement parts.

The original owner shall pay all labor charges connected with the repair or replacement of all parts. Under no circumstances does this limited warranty include the cost of shipment or transportation.



**This package contains a sealed lead acid  
NON SPILLABLE BATTERY.  
This battery must be recycled.**



A DIVISION OF DOREL INDUSTRIES  
**PACIFICCYCLE™**

**In U.S.A.**

© 2016 Pacific-Cycle Inc.  
4902 Hammersly Rd.  
Madison, WI 53711

Styles and colors may vary.  
Made in China