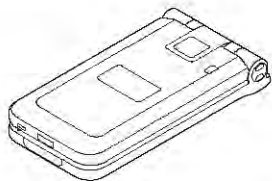


Accessories

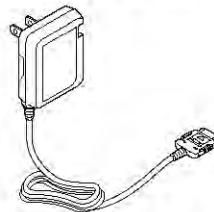
□ Handset



□ Battery (PMBAA1)



□ AC Charger (PMCAA1)



□ microSD™ Memory Card (64MB)/ microSD™ Memory Card Adapter [Complimentary Sample]



- Operating Instructions
- First Step Guide (Japanese Only)
- Utility Software (CD-ROM)*

* Utility software updates/upgrades may become available on SoftBank website (<http://www.softbank.jp>) without prior notification. Please check for the newest versions of utility applications and download if required.



- For further information about accessories, please contact SoftBank Customer Centre, General Information (☎ P. 18-50)
- Optional battery and AC Charger are available for separate purchase.
- microSD Memory Card is referred to as "Memory Card" in this manual.

Safety Precautions

- Before use, read these safety precautions carefully and use your handset properly. Keep this manual in a safe place for future reference.
- These safety precautions contain information intended to prevent bodily injury to the user and to surrounding people, as well as damage to property, and must be observed at all times.
- The following symbols indicate the different degrees of injury or damage that may occur if information provided is not observed and handset is used improperly.

 Danger	Great risk of death or serious injury from improper use
 Warning	Risk of death or serious injury from improper use
 Caution	Risk of injury or damage to property from improper use

- The following symbols indicate specific directions.

	Prohibited Action
	Disassembly Prohibited
	Avoid Moisture
	Always Dry Hands First
	Compulsory Action
	Disconnect Power Source

Handset, Battery & Charger



Danger



Use only the specified battery, charger and holder.

The use of devices other than those specified may result in malfunction of handset or battery. Leaking, over heating, exploding or fire may occur. Battery PMBAA1, Desktop Holder PMEAA1, AC Charger PMCAA1, In-Car Charger PMJAA1



Do not get handset, battery and charger wet.

If liquids such as water or pet urine get into battery and charger, it may cause overheating, electric shock or malfunction. Be careful where and how you use handset.



Do not disassemble or modify handset.

It may cause accidents such as fire, bodily injury, electric shock or equipment malfunction.



Warning



Do not place handset, battery or charger inside cooking appliances, such as microwave ovens or high-pressure containers.

Battery may leak, overheat, explode or catch fire, and handset and charger may overheat, emit smoke or catch fire. The internal circuit may also be damaged.



Do not throw or otherwise subject to strong force or impacts.

Battery may leak, overheat, explode, catch fire, or cause damage to handset.



Do not use or leave handset, battery or charger in locations subject to high temperature, such as under in sunlight or inside a car on an extremely hot day.

Battery may leak, overheat, explode, catch fire, or disfigure handset and cause damage. Part of the casing may also become hot and cause burns.



Do not use handset in locations such as petrol stations where there is a risk of explosion or fire.

Use of handset in dusty environments or in locations where there are propane, petrol or other flammable gases may cause an explosion or fire.



Caution



Do not store handset in humid or dusty places, or in high temperature environments. It may cause malfunction.



Keep handset out of the reach of young children. They may swallow or suffer other bodily injury.



If being used by a child, have a guardian teach them the proper handling procedures. In addition, check that the child is using handset as directed. It may result in bodily injury.

Battery



Danger

Check the type of battery by referring to the label on battery.

Label	Battery Type
Li-ion	Lithium-ion battery



Do not throw battery into fire. Battery may leak, overheat, explode or catch fire.



Do not pierce battery with a nail or other sharp object, hit it with a hammer, or step on it. Battery may leak, overheat, explode or catch fire.



Do not use excessive force to attach battery to handset even when you cannot attach it successfully. Also, check that battery is the right way round when you attach it. Battery may leak, overheat, explode or catch fire.



Do not use or leave battery in places where it is exposed to high temperatures, such as near an open flame or heating appliance. Battery may leak, overheat, explode or catch fire.



Do not touch terminals with metallic objects such as wires. In addition, do not carry or store battery with metallic necklaces, etc. Battery may leak, overheat, explode or catch fire.



If battery fluid gets into eyes, do not rub them. Rinse with clear water and consult a doctor immediately. Failure to do so may cause blindness.

**Warning**

If battery is not charged fully for the specified time, stop charging.
Battery may leak, overheat, explode or catch fire.



If battery leaks or emits an unusual odour, immediately stop use and move it away as far as possible from any flame or fire.
The battery fluid is flammable and could ignite, causing fire or explosion.



If battery leaks or emits an unusual odour, immediately remove it away from handset.
Battery may leak, overheat, explode or catch fire.



If battery fluid comes into contact with your skin or clothing, stop using handset immediately and rinse it off with clean water.
The battery fluid is harmful to your skin.

**Caution**

Do not dispose of used battery with ordinary rubbish.
It may cause fire and environmental damage. Place tape over the terminals to insulate unnecessary battery, and take it to a SoftBank retailer or institution that handles used batteries in your area.

Handset**Warning**

Keep USIM Card, microSD™ Memory Card and microSD™ Memory Card adapter out of the reach of young children.
They may swallow or suffer other bodily injury.



Do not use handset while driving a vehicle.
Doing so may interfere with safe driving and cause an accident. Stop your vehicle to park in a safe place before using handset. In accordance with changes in the Road Traffic Law, drivers using handsets while driving are subject to criminal punishment as of November 1, 2004.



Turn off handset near high-precision electronic devices or devices using weak electronic signals. Handset may possibly cause these devices to malfunction.

*Electronic devices that may be affected: Hearing aids, implantable cardiac pacemakers, implantable cardioverter defibrillators, other medical electronic devices, fire alarms, automatic doors and other automatically controlled devices.

If you are using an implantable cardiac pacemaker, implantable cardioverter defibrillator or any other electronic medical device, consult the manufacturer or retailer of the device for advice regarding possible effects from radio waves.



Do not point the illuminated light directly at someone's eyes.

It may damage eyesight. It may also cause momentary sight loss or startle someone and cause an accident.



Do not turn up the headphone volume to a level where you cannot hear the sounds around you while you are walking. Also, look out for the surrounding traffic and road surface conditions. It may cause an accident.



Turn off handset in places where use of mobile phone is prohibited, such as in aircraft or hospitals.

Handset may interfere with the operation of sensitive devices and electronic medical equipment. Follow the instructions given by the respective medical facilities regarding the use of mobile phones on their premises. In addition, actions such as speaking on a mobile phone aboard aircraft are prohibited and may be punishable by law.



If you are using electronic medical equipment, do not put handset in your breast pocket or in the inside pocket of your jacket.

Using handset in close proximity to electronic medical equipment may cause the equipment to malfunction.



If you have a weak heart, take extra precautions when setting functions such as Vibration or Ringtone volume for incoming calls.



Do not aim the infrared port at eyes when using infrared communication.

Doing so may affect eyes. Also, aiming it towards other infrared devices may interfere with the operation of these devices.



Caution



Handset may become hot while in use. Avoid prolonged skin contact with handset that may result in burns.



Using handset in a vehicle may sometimes affect the electronic equipment in some vehicle models.

In such cases, stop using handset, as this could impede safe driving.



Do not swing handset by its strap, etc.

Handset may strike you or others around you, resulting in bodily injury or damage to handset or other property.



Do not place your ear too close to the speaker while the ringtone sounds or the melody is played back.

It may cause hearing impairment.



Do not turn up the volume unnecessarily high when you use the headphones.

If you use the headphones continuously for hours with the sound turned up loud, it may cause hearing impairment, or your ears may be injured with the sudden emission of a loud sound.



Do not open handset by pressing One-push open button near people around you or your face.

Handset may hit you or people around you, causing accidents and injuries.



The use of handset may cause itching, rashes, eczema or other symptoms depending on the user's physical condition. Immediately stop using and get medical treatment in such a case.



If you hear thunder while using handset outdoors, immediately turn it off and move to a safe location.

There is a risk of being struck by lightning and suffering electric shock.



Do not place a magnetic card near or in handset.

The stored magnetic data in cash cards, credit cards, telephone cards and floppy disks, etc. may be erased.



Do not leave camera lens exposed to direct sunlight or other powerful light source for a long period of time.

The lens may focus the beam, causing fire or malfunction.



Do not touch broken glass if display or camera lens is broken.

The display and the camera lens are designed not to be shattered when broken. However, it may cause injury if you mistakenly touch a cut surface.



Take care not to close handset on fingers or objects, or get fingers caught in the hinge when opening handset.

It may result in injury or damage to display.



Take care not to get fingers or objects caught between the hinge and Antenna when opening handset by pressing One-push open button.

It may result in injury or damage to display.

Charger



Warning



Do not use if charger cord is damaged.

It may cause electric shock, overheating, or fire.



Place charger and Desktop Holder on a stable surface during charging. Do not cover or wrap charger or Desktop Holder.

It may cause overheating, fire or malfunction.



Do not use AC Charger or Desktop Holder in humid or steamy locations such as a bathroom.

It may result in electric shock.



Do not handle charger cord/plug with wet hands.

It may result in electric shock.



Always use the specified power supply/voltage. Using the incorrect voltage may cause fire or malfunction.

AC Charger: AC100V-240V

In-Car Charger: DC12V, 24V

(vehicles with a negative earth only)



Do not touch handset or charger if you hear thunder.

There is a risk of being struck by lightning and suffering electric shock.



Take care not to short-circuit charging terminals. Also, take care not to allow any part of your body (fingers, etc.) to come into contact with charging terminals.

It may result in fire, electric shock, equipment malfunction or bodily injury.



Use In-Car Charger in vehicles with a negative (-) earth. Do not use In-Car Charger if vehicle has a positive (+) earth.

It may cause fire.



Avoid wires and other metal objects and secure the plug when plugging in AC outlet.

It may cause electric shock, short-circuiting or fire.



Unplug AC Charger during long periods of disuse.

It may cause electric shock, malfunction or fire.



If the fuse of In-Car Charger blows, always replace it with a fuse of the specified type. Using the incorrect fuse may cause fire or malfunction. Refer to the respective manuals for information on the correct fuse specifications.



If liquid such as water or pet urine get into charger, unplug it immediately. It may cause electric shock, smoke emission or fire.



Wipe off any dust on the plug. It may cause fire.

**Caution**

Do not place heavy objects on charger cord. It may cause electric shock or fire.



Always unplug charger before cleaning it. It may result in electric shock.



Always grasp the plug to unplug charger. Do not pull on charger cord. Pulling on the cord may damage the cord and cause electric shock or fire.



Do not charge battery if it is wet. It may cause battery to overheat, catch fire or explode.

Near Electronic Medical Equipment**Warning**

Safety precautions detailed here conform to the guidelines drawn up by the Electromagnetic Compatibility Conference Japan, regarding the protection of electronic medical equipment from signals emitted by mobile phones.



If you use an implantable cardiac pacemaker or implantable cardioverter defibrillator, keep a handset (0.8 W transmission output) more than 22 cm away from the implant at all times. Similarly, keep a car phone and shoulder phone (2.0 W transmission output) more than 30 cm away from the implant. Radio waves from handset may affect the operation of implantable cardiac pacemakers or implantable cardioverter defibrillators.



Observe the following in hospitals or other medical facilities.

- Do not take handset into operating rooms, ICUs (Intensive Care Units) or CCUs (Coronary Care units).
- Turn off handset inside hospital wards.
- Turn off handset even when you are in an area outside hospital wards, such as a hospital lobby, since electronic medical equipment may be in use nearby.
- Where a medical facility has specific instructions prohibiting the carrying and use of mobile phones, observe those instructions strictly.



Turn off handset in crowded places such as rush-hour trains in case somebody nearby is using an implantable cardiac pacemaker or implantable cardioverter defibrillator.

Radio waves may affect the operation of implantable cardiac pacemakers and implantable cardioverter defibrillators.



If you need to use electronic medical equipment other than implantable cardiac pacemaker or implantable cardioverter defibrillator at home or outside medical facilities, check with the relevant medical electronic equipment manufacturer or vendor whether the operation may be affected by radio waves.

Handling Precautions

General Notes

- SoftBank is not liable for any damages resulting from accidental loss/alteration of handset data/data saved in Memory Card (such as phone Book, images, sound, etc.). Please keep backup copy of Phone Book data, etc.
- Handset transmissions may be disrupted inside buildings, tunnels or underground, or when moving into/out of such places.
- Use handset without disturbing others.
- Handsets are radios as stipulated by the Radio Law. Under the Radio Law, handsets must be submitted for inspection upon request.
- Handset use near landlines, TVs or radios may cause interference.
- Beware of eavesdropping.
Digital signals reduce interception, however transmissions may be overheard. Deliberate/accidental interception of communications constitutes eavesdropping.
"eavesdropping" is that:
Radio communication is received by another receiver of disinterested party deliberately or accidentally.

Handling in Vehicles

- Do not use handset while driving.
- Do not park illegally to use handset.
- Handset use may affect vehicle electronic equipments.

Handling Aboard Aircraft

- Never use handset aboard aircraft. (Keep handset power off.) Handset use may impair aircraft operation.

Electromagnetic Waves

- For body worn operation, this mobile phone has been tested and meets RF exposure guidelines when used with an accessory that contains no metal and that positions the handset a minimum 15 mm from the body. Use of other accessories may not ensure compliance with RF exposure guidelines.

FCC Notice

- This device complies with part 15 of the FCC Rules. Operation is subject to the following two conditions:
(1) This device may not cause harmful interference, and
(2) this device must accept any interference received, including interference that may cause undesired operation

- Changes or modifications not expressly approved by the manufacturer responsible for compliance could void the user's authority to operate the equipment.

FCC RF Exposure Information

Your handset is a radio transmitter and receiver. It is designed and manufactured not to exceed the emission limits for exposure to radio frequency (RF) energy set by the Federal Communications Commission of the U.S. Government.

The guidelines are based on standards that were developed by independent scientific organisations through periodic and thorough evaluation of scientific studies. The standards include a substantial safety margin designed to assure the safety of all persons, regardless of age and health.

The exposure standard for wireless handsets employs a unit of measurement known as the Specific Absorption Rate, or SAR.

The SAR limit set by the FCC is 1.6 W/kg. The tests are performed in positions and locations (e.g. at the ear and worn on the body) as required by the FCC for each model.

The highest SAR value for this model handset when tested for use at the ear is 0.641 W/kg and when worn on the body, as described in this user guide, is 0.445 W/kg.

Body-worn Operation; This device was tested for typical body-worn operations with the back of the handset kept 1.5 cm from the body. To maintain compliance with FCC RF exposure requirements, use accessories that maintain a 1.5 cm separation distance between the user's body and the back of the handset.

The use of beltclips, holsters and similar accessories should not contain metallic components in its assembly.

The use of accessories that do not satisfy these requirements may not comply with FCC RF exposure requirements, and should be avoided. The FCC has granted an Equipment Authorisation for this model handset with all reported SAR levels evaluated as in compliance with the FCC RF emission guidelines. SAR information on this model handset is on file with the FCC and can be found under the Display Grant section of <http://www.fcc.gov/oet/fccid> after searching on FCC ID UCE206001A. Additional information on Specific Absorption Rates (SAR) can be found on the Cellular Telecommunications & Internet Association (CTIA) website at <http://www.phonefacts.net>.

European RF Exposure Information

Your mobile device is a radio transmitter and receiver. It is designed not to exceed the limits for exposure to radio waves recommended by international guidelines. These guidelines were developed by the independent scientific organization ICNIRP and include safety margins designed to assure the protection of all persons, regardless of age and health.

The guidelines use a unit of measurement known as the Specific Absorption Rate, or SAR. The SAR limit for mobile devices is 2 W/kg and the highest SAR value for this device when tested at the ear was 0.795 W/kg*. As mobile devices offer a range of functions, they can be used in other positions, such as on the body as described in this user guide**. In this case, the highest tested SAR value is 0.366 W/kg. As SAR is measured utilizing the devices highest transmitting power the actual SAR of this device while operating is typically below that indicated above. This is due to automatic changes to the power level of the device to

ensure it only uses the minimum level required to reach the network.

The World Health Organization has stated that present scientific information does not indicate the need for any special precautions for the use of mobile devices. They note that if you want to reduce your exposure then you can do so by limiting the length of calls or using a hands-free device to keep the mobile phone away from the head and body.

*The tests are carried out in accordance with international guidelines for testing.

** Please see General Note (Electromagnetic Waves) on page 18-12 for important notes regarding body worn operation.

Declaration of Conformity

CE0168

We, Panasonic Mobile Communications Development of Europe Ltd., declare that SoftBank 705P conforms with the essential and other relevant requirements of the directive 1999/5/EC.

A declaration of conformity to this effect can be found at <http://panasonic.co.jp/pmc/products/en/support/index.html>

Handset Care

- If handset is left with no battery or an exhausted one, data may be altered/lost. SoftBank is not liable for any resulting damages.
- Use handset within temperatures of 5°C to 35°C and humidity 35% to 85%. Avoid extreme temperatures/direct sunlight.
- Handset may become warm during use or charging. This is not malfunction.
- Exposing lens to direct sunlight may damage colour filter and affect image colour.
- Do not drop or subject handset to shocks.
- Soiled terminals may cause poor connection and loss of power. If the terminals are dirty, use a dry cloth or cotton swab to wipe them clean.
- Clean handset with dry, soft cloth. Using alcohol, thinner, etc. may damage it.
- Do not expose handset to rain, snow or high humidity.
- 705P is a radio communication device assembled with precision components. Never disassemble or modify handset.
- Avoid forceful rubbing or scratching handset displays.

- When closing handset, keep straps, etc. outside to avoid damaging the Display.
- Open-air type stereo headphones result in noise emission. Avoid disturbing others.
- 705P is not water-proof. Avoid exposure to liquids and high humidity.
 - Keep handset away from precipitation.
 - Cold air from air conditioning, etc. may condense causing corrosion.
 - Avoid dropping handset in damp places (toilet, bathroom, etc.).
 - On the beach, keep handset away from water and direct sunlight.
 - Perspiration may seep inside handset causing malfunction.
- Do not leave handset in a location subjected to excessive force. It may cause malfunction or bodily injury.
 - Do not sit down with handset in a back pocket.
 - Do not place heavy objects on handset in a bag.
- Do not remove nameplate. If removed, handset may not be repaired.
- Always turn off handset before removing battery. If battery is removed while saving or sending mail, data may be lost, changed or destroyed.

- Although LCD display is manufactured with highly precise technology, some pixels may be missing or constantly illuminated.

Copyrights

Sounds, images, computer programmes, databases, other copyrighted materials, their respective works and copyright holders are protected by copyright laws. Duplicated materials are limited to private use only. If duplications (including conversion of data types), modifications, transfer of duplicates or distribution on networks are made without permission of copyright holders, this constitutes "Literary Piracy" and "Infringement of Copyright Holder Rights" and a criminal action for reparations and criminal punishment may be filed. If duplicates are made using handset, please observe the copyright laws. 705P is equipped with a camera. Materials captured with the camera are also subject to the above.

Minding Mobile Manners

Please use your handset responsibly. Use these basic tips as a guide. Inappropriate handset use can be both dangerous and bothersome. Please take care not to disturb others when using your handset. Adjust handset use according to your surroundings.

- Turn it off in theatres, museums and other places where silence is the norm.
- Refrain from using it in restaurants, hotel lobbies, lifts, etc.
- Observe signs and instructions regarding handset use aboard trains, etc.
- Refrain from use that interrupts the flow of pedestrian or vehicle traffic.

Manner-related Features

Manner Mode	Press Manner key (🔇 P.18-21) to automatically mute all Ringtones and activate Vibration mode for incoming calls, Mail/SMS, etc.
Vibration Mode	Activate Vibration mode to use handset vibration to alert you to incoming calls, Mail/SMS, etc. in public places.
Volume Settings	Set Ringtone volume for incoming calls, Mail/SMS, etc. as well as tones for Web or S! Appli to <i>Silent</i> when carrying handset in public places.
Offline Mode	Use Offline mode to temporarily suspend all handset transmissions. In Offline mode, incoming/outgoing calls and Mail/SMS as well as incoming Yahoo! Keitai information are blocked.
Answer Phone	Use Answer Phone to handle incoming calls when it is inappropriate or unsafe to answer. (📞 P.18-30)

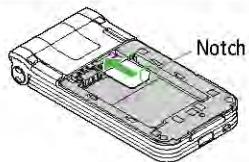
USIM Card

SoftBank USIM Card is an IC card containing customer information such as handset number. USIM Card must be installed before using handset. Without USIM Card, Network services (calls, messaging, Web, etc.) are not available.

- Always turn off handset power before opening handset to insert/remove USIM Card (☞ P.18-28).

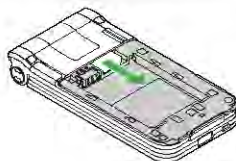
Inserting

- 1 With IC chip down, slide in USIM Card



Removing

- 1 Slide out USIM Card as shown



- Do not force USIM Card into or out of 705P as it may damage handset/USIM Card.
- Be careful not to lose the removed USIM Card.
- Avoid touching USIM Card terminals or IC chip; doing so may hinder performance. In some cases, **Insert USIM Card** may appear or handset may automatically restart. This is not malfunction.
- If USIM Card/705P (USIM Card inserted) is lost/stolen, contact SoftBank Customer Centre (☞ P.18-50) immediately to prevent misuse.
- Some downloaded files may be in accessible after repairs, USIM Card replacement or handset upgrade/replacement.

Charging Battery

Battery & Charger

Charge battery before use or after a period of disuse.

Battery Life

- Do not use or store battery at extreme temperatures. It may shorten battery life. Ideal working temperature is between 5°C - 35°C.
- Use specified charger only. Battery may deteriorate, overheat or cause fire.
- Replace battery if operating time is noticeably shorter than normal.

Charging

- Do not use charger for other purposes.
- Battery may short-circuit, overheat or burst from contact with metal objects.
- Charger and battery may become warm during charging.
- Move charger away from TV/radio if interference occurs.

Precautions

- Use a dry cotton swab to clean handset, battery and charger terminals.
- Avoid:
 - Extreme temperatures
 - Humidity, dust and vibration
 - Direct sunlight
- Do not leave battery uncharged. Charge at least once every six months.
- Use a case when carrying battery separately.

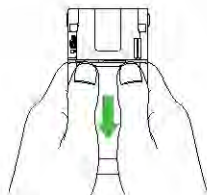
Battery Disposal

- Do not dispose of exhausted batteries with ordinary refuse. Tape over battery terminals before disposal, or bring them to a SoftBank shop. Follow local regulations regarding battery disposal.

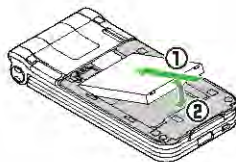
Battery Installation & Removal

- Always turn off handset power before opening handset to remove battery (➔ P. 18-28)

- 1** Slide battery cover, then lift to remove

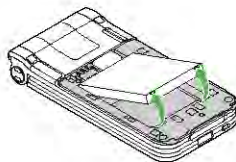


- 2** **Insert Battery**
Align battery contacts with handset pins.

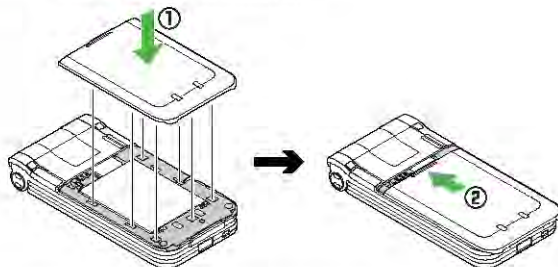


Remove Battery

Lift battery out as shown.



- 3** **Replace battery cover**
Cover should click into place.

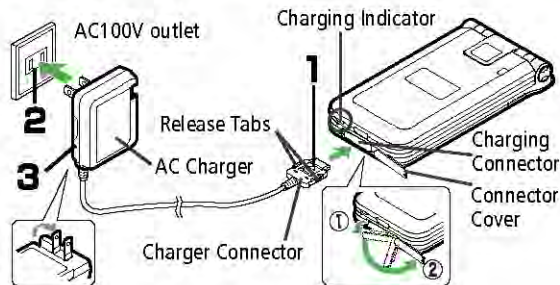


- Lithium-ion batteries are valuable and recyclable resources. To recycle a used lithium-ion battery, take it to any shop displaying the symbol shown to the right.
- To avoid fire or electric shock, do not:
 - Short-circuit battery
 - Disassemble battery



Charging Battery

Charging takes approximately 160 minutes.

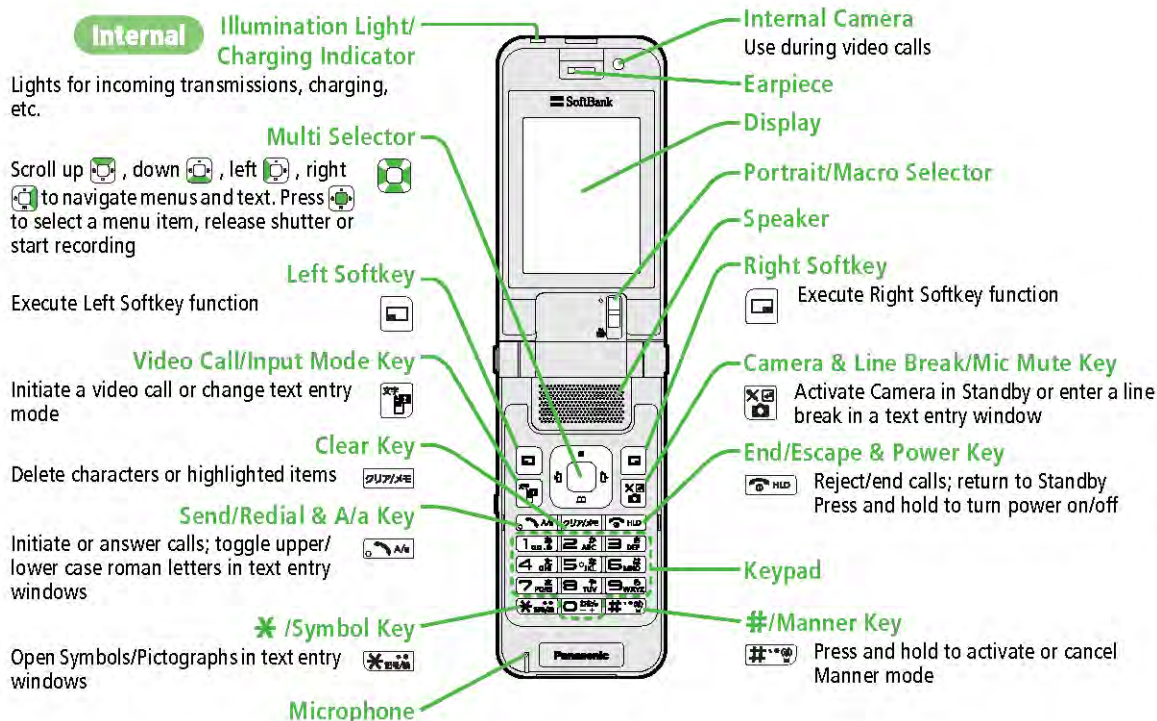


Note

- Do not pull, bend or twist AC Charger cord.
- Use only the specified charger.
- AC Charger is compatible with household currents between AC 100V and 240V.
- SoftBank is not liable for problems resulting from charging 705P abroad.

- 1** Connect AC Charger to handset
Gently pull Connector Cover and rotate it as shown above.
- 2** Plug AC Charger into AC outlet
Charging Indicator illuminates and charging starts.
- 3** When charging is complete, unplug AC Charger from AC outlet, and then disconnect AC Charger from handset
Squeeze Release Tabs to remove Charger Connector, and replace Connector Cover.

Handset Parts & Functions



External

Infrared Port
Transfer data via Infrared

External Display

External Camera

Photo Light
Serves as a strobe for image capturing

Strap Eyelet



microSD Card Slot

Insert microSD™ Memory Card here

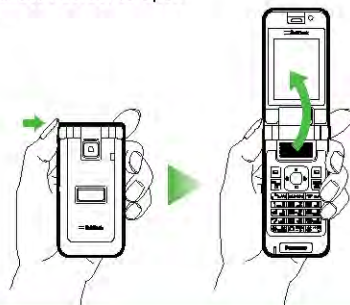
Charging Terminals

**Charging Connector/
External Connector**

Connect AC Charger or other accessories here

One-push Open Button

Press as shown below to open handset



Antenna

Speaker

Side Key

While 705P is ringing,
press to mute ringer
Press and hold to toggle
Photo Light on/off

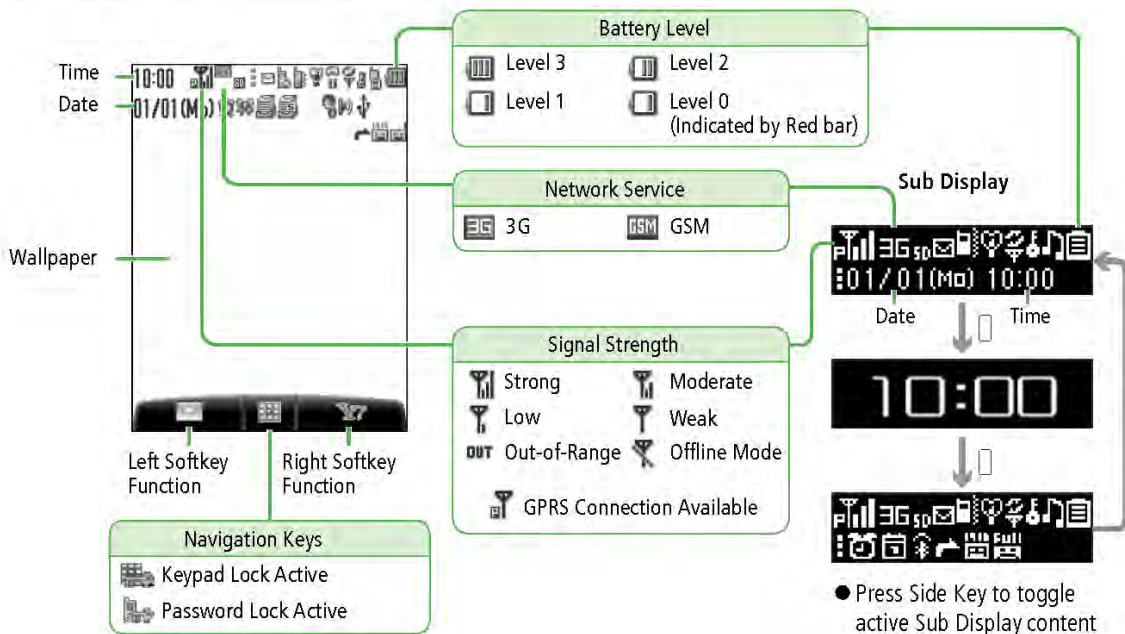
Earphone Connector

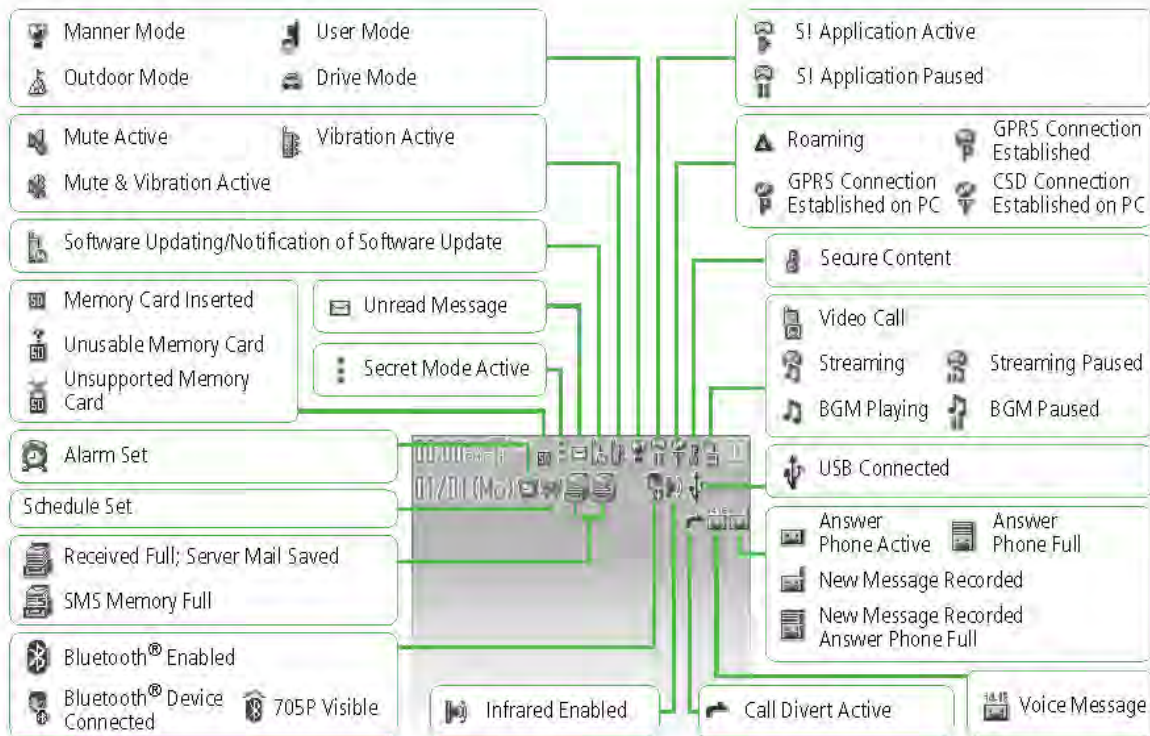
Connect an optional
earphone/microphone
here



Display

Display Indicators





Sub Display Indicators

