










## Safety Precautions

- Before use, read these safety precautions carefully and use your handset properly. Keep this manual in a safe place for future reference.
- These safety precautions contain information intended to prevent bodily injury to the user and to surrounding people, as well as damage to property, and must be observed at all times.
- These symbols indicate exposure levels to bodily harm from failure to observe cautions or improper usage:

	<b>Danger</b>	Great risk of death or serious injury from improper use
	<b>Warning</b>	Risk of death or serious injury from improper use
	<b>Caution</b>	Risk of injury or damage to property from improper use

### ■ Symbol Explanations

	Prohibited Action		Avoid Moisture
	Disassembly Prohibited		Always Dry Hands First
	Compulsory Action		Disconnect Power Source

## Handset, Battery & Charger (not included)



### Danger



Use specified battery, charger and holder.

The use of devices other than those specified may result in malfunction of handset or battery. Leaking, overheating, explosion or fire may occur.



Do not get handset, battery and charger wet.

If liquids such as water or pet urine get into battery and charger, they may cause overheating, electric shock or malfunction. Do not use handset in damp places like bathrooms.



Do not disassemble or modify handset.

May cause accidents such as fire, bodily injury, electric shock or equipment malfunction.



### Warning



Do not place handset, battery or charger inside cooking appliances, such as microwave ovens or high-pressure containers.

Battery may leak, overheat, explode or catch fire, and handset and charger may overheat, emit smoke or catch fire. The internal circuit may also be damaged.



Do not throw or otherwise subject to strong force or impacts.

Battery may leak, overheat, explode, catch fire, or cause damage to handset.



Keep handset off and charger disconnected in filling stations or places where flammable gas is generated. Handset use in such areas may lead to fire.



If battery does not charge after specified time, stop charging. Battery may leak, overheat, explode or catch fire.



### Caution



Do not use or leave handset, battery or charger in locations subject to high temperature, such as near an open flame, in sunlight or inside a car on an extremely hot day. Battery may leak, overheat, explode, catch fire, or deform handset and cause damage. Part of the casing may also become hot and cause burns.



Do not use handset in dusty places. May hinder heat release, or cause burnout or fire.



Keep handset out of the reach of young children. May result in electric shock or bodily injury.



If for use by child, guardian should teach proper handling and ensure handset is used as directed. May result in bodily injury.

## Battery



### Danger

See battery label to confirm battery type.

Label	Battery Type
Li-ion	Lithium-ion



Do not throw battery into fire. Battery may leak, overheat, explode or catch fire.



Do not pierce battery with a nail or other sharp object, hit it with a hammer, or step on it. Battery may leak, overheat, explode or catch fire.



Do not use excessive force to attach battery to handset even when you cannot attach it successfully. Battery may be the wrong way around. Battery may leak, overheat, explode or catch fire.



Do not touch terminals with metallic objects or carry/store battery with metal jewelry, etc. Battery may leak, overheat, explode or catch fire.



If battery fluid gets into eyes, do not rub; flush with clean water and see a doctor immediately. Failure to do so may cause blindness.



## Warning



If battery leaks or emits an unusual odor, immediately stop use and move it away as far as possible from any flame or fire.

Battery fluid is flammable and could ignite, causing fire or explosion.



If battery leaks or emits an unusual odor, immediately remove it away from handset.

Battery may leak, overheat, explode or catch fire.



If battery fluid comes into contact with your skin or clothing, stop using handset immediately and rinse it off with clean water.

Battery fluid is harmful to your skin.



## Caution



Do not dispose of battery with ordinary refuse.

May cause fire and environmental damage. Place tape over the terminals to insulate battery, and take it to a SoftBank retailer or institution that handles used batteries in your area.

## Handset



## Warning



Do not use handset while driving a vehicle.

Doing so may interfere with safe driving and cause an accident. Stop your vehicle to park in a safe place before using handset. Drivers using handsets while driving are subject to prosecution.



Turn off handset near high-precision electronic devices or devices using weak electronic signals.

Handset may possibly cause these devices to malfunction.

\*Electronic devices that may be affected: Hearing aids, implantable cardiac pacemakers, implantable cardioverter defibrillators, other medical electronic devices, fire alarms, automatic doors and other automatically controlled devices.

Persons using an implantable cardiac pacemaker or cardioverter defibrillator, or other electronic medical devices, should consult the device manufacturer or vendor for advice on possible radio wave effects.



Turn off handset where use is prohibited, such as aboard aircraft or in hospitals.

Handset may interfere with the operation of sensitive devices and electronic medical equipment.

Follow the instructions given by the respective medical facilities regarding the use of mobile phones on their premises. In addition, actions such as speaking on a mobile phone aboard aircraft are prohibited and may be punishable by law.



If you are using electronic medical equipment, do not put handset in your breast pocket or in the inside pocket of your jacket.

Using handset in close proximity to electronic medical equipment may cause the equipment to malfunction.



If you have a weak heart, take extra precautions when setting functions such as Vibration or Ringer Volume for incoming transmissions.



Do not aim the infrared port at eyes when using infrared communication.

Doing so may affect eyes. Also, aiming it towards other infrared devices may interfere with the operation of these devices.



In a thunderstorm, immediately turn off handset and seek shelter.  
There is a risk of being struck by lightning and suffering electric shock.



### Caution



Handset may become hot while in use. Avoid prolonged skin contact that may result in burns.



If handset affects car electronics, stop use.  
Handset use may affect electronics in some models. In this case, stop use; could impede safe driving.



Do not place your ear too close to the speaker while ringer sounds or sound files play.  
May impair hearing.



Do not turn up the volume unnecessarily high when using headphones.  
Using headphones with volume turned up for an extended period may impair hearing or injure ears.



Do not place a magnetic card near or in handset.  
The stored magnetic data in cash cards, credit cards, telephone cards and floppy disks, etc. may be erased.



Do not swing handset by its strap, etc.  
Handset may strike you or others resulting in injury or damage to handset or other property.



Handset use may cause itching, rashes, eczema or other symptoms depending on the user's physical condition. In this case, immediately stop use and seek medical treatment.

## Charger (not included)



### Warning



Place charger on a stable surface during charging. Do not cover or wrap charger.  
May cause overheating, fire or malfunction.



Do not handle charger with wet hands.  
May result in electric shock or malfunction.



Always use the specified power supply/voltage.  
Using incorrect voltage may cause malfunction/fire.  
AC Charger: AC100V-240V  
In-Car Charger: DC12V, 24V  
(vehicles with a negative earth only)



Do not use handset/charger in thunderstorms.  
There is a risk of being struck by lightning and suffering electric shock.



Do not short-circuit charging terminals.  
May result in fire, electric shock, equipment malfunction or bodily injury.



Use In-Car Charger in vehicles with a negative (-) earth. Do not use In-Car Charger if vehicle has a positive (+) earth.  
May cause fire.



Unplug AC Charger during periods of disuse.  
May cause electric shock, fire or malfunction.



If In-Car Charger fuse blows, always replace it with specified fuse.

Using the incorrect fuse may cause fire or malfunction. Refer to the respective manuals for information on the correct fuse specifications.



If liquid such as water or pet urine get into charger, unplug it immediately.

May cause electric shock, smoke emission or fire.



Wipe off any dust on the plug.

May cause fire.



### Caution



Always unplug charger before cleaning it.

May result in electric shock.



Pull charger (not cord) to unplug charger.

Pulling on the cord may damage the cord and cause electric shock or fire.



Do not charge battery if it is wet.

May cause battery to overheat, catch fire or explode.

## Near Electronic Medical Equipment



### Warning

This section is based on "Guidelines on the Use of Radio Communications Equipment such as Cellular Telephones and Safeguards for Electronic Medical Equipment" (Electromagnetic Compatibility Conference, April 1997) and "Report of Investigation of the Effects of Radio Waves on Medical Equipment, etc." (Association of Radio Industries and Businesses, March 2001).



If you use an implantable cardiac pacemaker or cardioverter defibrillator, keep handset more than 22 cm away from the implant at all times.

Handset radio waves may affect implantable cardiac pacemaker or cardioverter defibrillator operations.



Observe the following in medical facilities.

- Do not take handset into operating rooms, Intensive Care Units or Coronary Care Units.
- Turn off handset inside hospital wards.
- Turn off handset even outside hospital wards (in hospital lobbies, etc.); electronic medical equipment may be in use nearby.
- Where a medical facility has specific instructions prohibiting the carrying and use of mobile phones, observe those instructions strictly.



Turn off handset in crowded places such as rush hour trains; implantable cardiac pacemakers or cardioverter defibrillators may be in use nearby.

Handset radio waves may affect implantable cardiac pacemaker or cardioverter defibrillator operations.



Persons using electronic medical equipment outside medical facilities should consult the vendor about possible radio wave effects.

# Handling Precautions

## General Notes

- SoftBank is not liable for damages from accidental loss/alteration of handset/Memory Card information (Phone Book entries, images/sound files, etc.). Back-up important information.
- Handset transmissions may be disrupted inside buildings, tunnels or underground, or when moving into/out of such places.
- Use handset without disturbing others.
- Handsets are radios as stipulated by the Radio Law. Under the Radio Law, handsets must be submitted for inspection upon request.
- Handset use near landlines, TVs or radios may cause interference.
- Read Memory card manual beforehand for proper use.
- Beware of eavesdropping.  
Digital signals reduce interception, however transmissions may be overheard. Deliberate/accidental interception of communications constitutes eavesdropping.  
"eavesdropping" means radio communication is received by another receiver deliberately or accidentally.

## Electromagnetic Waves

- For body worn operation, this mobile phone has been tested and meets RF exposure guidelines when used with an accessory containing no metal and positioning the handset a minimum 15 mm from the body. Use of other accessories may not ensure compliance with RF exposure guidelines.

## FCC Notice

- This device complies with part 15 of the FCC Rules. Operation is subject to the following two conditions:  
(1) This device may not cause harmful interference, and  
(2) this device must accept any interference received, including interference that may cause undesired operation.
- Changes or modifications not expressly approved by the manufacturer responsible for compliance could void the user's authority to operate the equipment.

## FCC RF Exposure Information

Your handset is a radio transmitter and receiver. It is designed and manufactured not to exceed the emission limits for exposure to radio frequency (RF) energy set by the Federal Communications Commission of the U.S. Government.

The guidelines are based on standards that were developed by independent scientific organisations through periodic and thorough evaluation of scientific studies. The standards include a substantial safety margin designed to assure the safety of all persons, regardless of age and health.

The exposure standard for wireless handsets employs a unit of measurement known as the Specific Absorption Rate, or SAR. The SAR limit set by the FCC is 1.6 W/kg. The tests are performed in positions and locations (e.g. at the ear and worn on the body) as required by the FCC for each model.

The highest SAR value for this model handset when tested for use at the ear is 0.643 W/kg and when worn on the body, as described in this user guide, is 0.334 W/kg.

Body-worn Operation; This device was tested for typical body-worn operations with the back of the handset kept 1.5 cm from the body. To maintain compliance with FCC RF exposure requirements, use accessories that maintain a 1.5 cm separation distance between the user's body and the back of the handset. The use of beltclips, holsters and similar accessories should not contain metallic components in its assembly.

The use of accessories that do not satisfy these requirements may not comply with FCC RF exposure requirements, and should be avoided. The FCC has granted an Equipment Authorisation for this model handset with all reported SAR levels evaluated as in compliance with the FCC RF emission guidelines. SAR information on this model handset is on file with the FCC and can be found under the Display Grant section of <http://www.fcc.gov/oet/fccid> after searching on FCC ID UCE207005A. Additional information on Specific Absorption Rates (SAR) can be found on the Cellular Telecommunications & Internet Association (CTIA) website at <http://www.phonefacts.net>.

## European RF Exposure Information

Your mobile device is a radio transmitter and receiver. It is designed not to exceed the limits for exposure to radio waves recommended by international guidelines. These guidelines were developed by the independent scientific organization ICNIRP and include safety margins designed to assure the protection of all persons, regardless of age and health.

The guidelines use a unit of measurement known as the Specific Absorption Rate, or SAR. The SAR limit for mobile devices is 2 W/kg and the highest SAR value for this device when tested at the ear was 0.867 W/kg\*. As mobile devices offer a range of functions, they can be used in other positions, such as on the body as described in this user guide\*\*. In this case, the highest tested SAR value is 0.549 W/kg. As SAR is measured utilizing the devices highest transmitting power the actual SAR of this device while operating is typically below that indicated above. This is due to automatic changes to the power level of the device to ensure it only uses the minimum level required to reach the network. The World Health Organization has stated that present scientific information does not indicate the need for any special precautions for the use of mobile devices. They note that if you want to reduce your exposure then you can do so by limiting the length of calls or using a hands-free device to keep the mobile phone away from the head and body.

\*The tests are carried out in accordance with international guidelines for testing.

\*\* Please see Electromagnetic Waves on page xxxi for important notes regarding body worn operation.

## Declaration of Conformity

# CE0168

We, Panasonic Mobile Communications Development of Europe Ltd., declare that SoftBank 822P conforms with the essential and other relevant requirements of the directive 1999/5/EC.

A declaration of conformity to this effect can be found at <http://panasonic.co.jp/pmc/products/en/support/index.html>

- This product is only intended for sale in Japan.
- Compliance to the European RTTE directive applies to: SoftBank 822P handset, Battery (PMBAE1) and AC Charger (SoftBank ZTDA1).

## Handset Care

- If handset is left with no battery or an exhausted one, data may be altered/lost. SoftBank is not liable for any resulting damages.
- Use handset within temperatures of 5°C to 35°C and humidity 35% to 85%. Avoid extreme temperatures/direct sunlight.
- Handset may become warm during use or charging. This is not malfunction.
- Exposing lens to direct sunlight may damage color filter and affect image color.
- Soiled terminals may cause poor connection. If the terminals are dirty, use a dry cloth or cotton swab to wipe them clean.
- Clean handset with dry, soft cloth. Using alcohol, thinner, etc. may damage it.
- Avoid forceful rubbing or scratching handset displays.

- 822P is not water-proof. Avoid exposure to liquids and high humidity.
  - Do not expose handset to precipitation.
  - Air conditioned air may condense causing corrosion.
  - Do not put handset in damp places like bathrooms.
  - On the beach, keep handset away from sun and surf.
  - Perspiration in handset may cause malfunction.
- Do not subject handset to excessive force.
  - Do not sit down with handset in a back pocket.
  - Do not place heavy objects on handset in a bag.
- Do not remove nameplate; doing so invalidates warranty.
- Always turn off handset before removing battery. If battery is removed while saving or sending mail, data may be altered or lost.
- LCD is manufactured with high precision technology, however, some pixels may appear darker/brighter.
- Connect only specified products to Earphone Port.
- Keep USIM Card out of the reach of young children. If swallowed, see a doctor immediately.
- While walking, moderate headphone volume to make sounds around you audible and help avoid accidents.
- When holding handset in use, do not cover Speaker.

## Mobile Camera

- Be sure to observe proper etiquette when using the camera.
- Do not expose the camera lens to direct sunlight. Concentrated sunlight through the lens may cause the handset to malfunction.
- Be sure to try taking and previewing pictures before using the camera on important occasions like wedding ceremonies.
- Do not commercially use or transfer pictures taken with the camera without the permission of the copyright holder (photographer), except for personal use.
- Do not use the camera in locations where taking photos and recording videos are prohibited.

## Function Usage Limits

These functions are disabled after handset replacement/upgrade or service cancellation: Camera; Media Player; S1 Applications. After a period of disuse, these functions may become unusable.

## Copyrights and Others

### Right of Portrait

Portrait right is the right of an individual to refuse to be photographed by others and protects from the unauthorized publication or use of an individual's photograph by others. Right of personality is a portrait right applicable to all citizens and right of publicity is a portrait right (property right) designed to protect celebrities' interests. Be careful when taking pictures with the handset camera. Photographing, publicizing and distributing photographs of citizens and celebrities without permission are illegal.

### Copyrights

Sounds, images, computer programs, databases, other copyrighted materials, their respective works and copyright holders are protected by copyright laws. Duplicated materials are limited to private use only. If duplications (including conversion of data types), modifications, transfer of duplicates or distribution on networks are made without permission of copyright holders, this constitutes "Literary Piracy" and "Infringement of Copyright Holder Rights" and a criminal action for reparations and criminal punishment may be filed. If duplicates are made using handset, please observe the copyright laws. Materials captured with handset camera are also subject to the above.