




























## Weather Indicator List




- Indicators and categories are subject to change without notice.




Weather	
	Clear (day)
	Clear (night)
	Cloudy
	Rain
	Snow
	Thunderstorm
	Chance of Precipitation 0%-100%
	Later
	Occasionally
Pollen Level	
	Low
	Moderate
	High
	Very High

Cherry Blossom	
	Blossoms Opening
	Near Full Bloom
	Peak Bloom
	Past Peak

Fall Foliage	
	No Color
	Moderate Color
	Peak Color
	Past Peak

UV Level	
	Low
	Moderate
	High
	Very High

Typhoon	
	Formed
	Approaching
	Severe

Disaster Prevention	
	Heavy Rain
	Storm Warning
	News

## Memory List

<b>Data Folder</b>	Up to 1000 items/approx. 31 MB (Pre-installed media files/applications included)
--------------------	---

- Shared with Notepad/S! Appli List  
(One S! Appli corresponds to three to six items.)

<b>Schedule (Calendar)</b>	Up to 100 items
----------------------------	-----------------

<b>Phone Book</b>	Up to 1000 items
-------------------	------------------

<b>Messaging</b>	<b>Incoming Mail</b>	Up to 1000 items/approx. 5MB
	<b>Drafts/ Sent Messages/ Unsent Messages</b>	Up to 500 items/approx. 5MB

<b>Yahoo! Keitai</b>	<b>Saved Pages</b>	[Yahoo! Keitai] Up to 20 items/750KB [PC Site Browser] Up to 20 items/1150KB
	<b>Bookmarks</b>	[Yahoo! Keitai] Up to 100 items [PC Site Browser] Up to 100 items
	<b>URL History</b>	[Yahoo! Keitai] URL Entry: Up to 20 items URL Access: Up to 100 items* [PC Site Browser] URL Entry: Up to 20 items URL Access: Up to 100 items*
	<b>Cache</b>	[Yahoo! Keitai] 750KB [PC Site Browser] 1150KB

\* The number of savable items varies depending on URL length.

# Specifications

## 840P

<b>Weight (including battery)</b>		116 g*
<b>Dimensions (closed)</b>		50 x 108 x 17.6 mm*
<b>Standby Time</b>	<b>3G</b>	460 hours*
	<b>GSM</b>	360 hours*
<b>Talk Time</b>	<b>3G</b>	230 minutes*
	<b>Video Call</b>	110 minutes*
	<b>GSM</b>	250 minutes*
	<b>AC Charger</b>	150 minutes*
<b>Charging Time</b>	<b>In-Car Charger</b>	150 minutes*
	<b>Maximum Output</b>	
	<b>3G</b>	0.25 W
	<b>GSM</b>	2.0 W

\* Approximate value

- Values above were calculated with battery installed.
- Talk Time is an average measured with a new, fully charged battery, with stable signals.
- Standby Time is an average measured with a new, fully charged battery, with handset closed without calls or operations, in Standby with stable signals.
- Talk Time and Standby Time may vary by environment (battery status, temperature, etc.).
- Talk Time and Standby Time may decrease when an S! Appli is active.

## Battery

<b>Voltage</b>	3.7 V
<b>Battery Type</b>	Lithium-ion
<b>Capacity</b>	920 mAh
<b>Dimensions</b>	45 x 5.4 x 37 mm*

\* Approximate value

- Specifications subject to change without notice.

# Index

## A

AC Charger .....	1-14
Access History	
PC Site Browser .....	14-5
Yahoo! Keitai .....	14-4
Account Details .....	1-26, 4-8
Action Mode .....	6-3
Address (Adding/editing/deleting) .....	13-14
After-Sales Service .....	18-31
Alarms .....	12-4
All Reset .....	11-7
Alternative Image .....	2-6, 2-15
Answer Phone .....	2-8
Answering Calls	
Video Calls .....	2-6
Voice Calls .....	2-4
Attachments	
Adding .....	13-15
Deleting .....	13-15
Opening/saving .....	13-10
Auto Answer .....	17-6
Auto Focus Lock .....	6-7
Auto Save (Camera) .....	6-7
Auto timer .....	6-7
Auto-sort .....	13-11

## B

Back Light	
Display .....	17-4
S! Appli .....	17-15
Video Calls .....	2-15
Backup	
microSD Card .....	9-14
S! Address Back-up .....	4-7
Bar Code Reader .....	12-6
Basic Operations	
Handset .....	x
Internet .....	14-6
Battery .....	1-11
Battery Level .....	1-9, 1-10
Battery Strength Indicator .....	1-12
Bookmarks .....	14-8
Books folder .....	9-3
BookSurfing® .....	7-4
Brightness	
Camera .....	6-3
Display .....	17-4
Video Camera .....	6-4
Browser (Initializing) .....	17-15

## C

Cache Memory .....	14-2
Calculator .....	12-5
Calendar .....	12-2
Display .....	12-8
Calendar Events .....	12-2
Call [Section Contents] .....	2-1
Call Barring .....	2-19
Call Cost .....	17-7
Call Forwarding .....	2-11
Call Log .....	2-7, 2-16
Call Operations .....	2-15
Call Rejection .....	11-6
Call Settings .....	17-7
Call Time .....	17-7
Call Waiting .....	2-19
Caller ID .....	2-2, 2-20
Camera [Section Contents] .....	6-1
Center Access Code .....	1-24
Channel Setting .....	5-3
Character Code (Kuten Code) .....	3-8
Character Code List .....	18-18
Charge Limit .....	17-7
Charging Time .....	1-11
Clock Display .....	17-3, 17-4
Closing Clamshell .....	17-7
Color Scheme .....	17-3
Connectivity [Section Contents] .....	10-1
Content Key .....	9-6
Context Forecast .....	3-6
Continuous Shooting .....	6-5
Conversion Candidates .....	3-6

Conversion Methods.....	3-6
Cookies	
Deleting.....	17-14
Settings.....	17-14
Copy Protected Files.....	9-4
Country/Region Code.....	2-14
Customer Service.....	18-33
Customized Screen.....	1-21

<b>D</b>	
Data Folder.....	9-2
Date & Time Settings.....	17-6
Deleting	
Calendar events.....	12-8
Messages.....	13-19
Phone Book.....	4-9
S! Appli.....	15-5
Delivery Report.....	13-15
Digital TV [Section Contents].....	5-1
Digital TV Settings.....	17-10
Display Indicators.....	1-8
Display Settings.....	17-3
Clock.....	17-3, 17-4
S! Quick News.....	17-11
Download	
Customized Screen.....	1-21
Familiar Usability.....	1-21
From web pages.....	14-10
Lifestyle-Appli.....	15-2
Music.....	8-2
S! Appli.....	15-2
Templates.....	13-16
Tsukaikonashi Dokuhon.....	xi
Drafts.....	13-15, 13-18
Driving Mode.....	1-17, 17-5

<b>E</b>	
e-Book Viewer.....	7-4
Earpiece Volume	
Video Calls.....	2-6
Voice Calls.....	2-4
Emergency Calls (110, 119, 118).....	2-3
Emergency Positioning Request.....	2-3
Entertainment [Section Contents].....	7-1
Event Indicators.....	1-17
External Display.....	1-10
<b>F</b>	
Familiar Usability.....	1-21
Flash® files.....	9-15
Flash(R) folder.....	9-15
Focus Setting.....	6-3, 6-4
Folder/files.....	9-11
Font Size	
Call Log.....	2-16
Candidates.....	3-9
Internet.....	17-13
Messages.....	17-12
Phone Book.....	4-10
Font Size (Collective Setting).....	17-5
Function List.....	18-2

**G**

Getting Started [Section Contents].....	1-1
Global Roaming Service .....	2-9
Graphic Mail .....	13-5
Group Settings .....	4-7

**H**

Handset	
Menus.....	1-19
Parts & Functions .....	1-4
Power On/Off.....	1-15
Handset Security [Section Contents]....	11-1
Help (Text Entry).....	3-2
Hold	
Video Calls.....	2-6, 2-15
Voice Calls .....	2-4, 2-15
HTML messages .....	13-5

**I**

IC Card Lock.....	16-5
IC Transmission .....	10-4
IDD Prefix .....	2-14
Image quality	
Still images.....	6-3
Videos.....	6-4
Image size	
Still Images.....	6-3
Videos.....	6-4
Incoming Call Logs .....	2-7, 2-16
Incoming Options (S! Mail).....	17-13
Information (S! Appli).....	15-2
Infrared.....	10-2
Input Character Settings (SMS) .....	17-13
Internal Display .....	1-8, 17-3
International Call	
From abroad.....	2-9
From Japan .....	2-3
International Setting.....	2-14, 2-17
Internet [Section Contents].....	14-1

**K**

Key Assignments	
Mode 1 (5-touch).....	18-14
Mode 2 (2-touch).....	18-15
Mode 3 (NIKO-touch).....	18-16
Key Pad Dial Lock .....	11-5
Key Tone .....	17-2
Kuten Code (Character Code).....	3-8

**L**

Language.....	17-3
License Information (S! Appli).....	15-2

<b>M</b>	
Mail Group.....	13-13
Main Menu .....	1-19
Making Calls	
International calls .....	2-3, 2-6
Video Calls.....	2-6
Voice Calls .....	2-2
Manner Mode.....	1-16, 2-15, 17-5
Manufacture Number .....	17-14
Memory List.....	18-23
Memory Manager (Internet).....	17-14
Menu Icons .....	17-5
Menu Numbers .....	1-20
Messaging [Section Contents].....	13-1
microSD Card.....	9-11
Backup.....	9-14
Formatting.....	9-13
Synchronizing .....	17-15
Missed Call Notification .....	2-13
MULTI Key .....	1-5, 1-26
Multi Selector .....	ix
Music folder.....	9-2
Music Player [Section Contents].....	8-1
My Pictograms.....	9-2, 13-6

<b>N</b>	
Network Information .....	1-15
Network S! Applications .....	15-2
New Messages	
Receiving.....	13-17
Viewing .....	13-8
Night mode	
Camera .....	6-3
Video Calls.....	17-10
Video Camera.....	6-4
Normal Mode (Simple Menu) .....	1-23
Notepad.....	12-6
Notification Light Settings.....	17-8
<b>O</b>	
Offline mode.....	1-16
One-push Open Button .....	1-7
Open For New.....	17-3
Open-to-Ans. Call.....	17-6
Operator Name.....	2-18
Optional Services .....	2-11
Original Animation .....	9-18
Osaifu-Keitai® [Section Contents].....	16-1
Other Documents folder .....	9-3
Outgoing Call Logs.....	2-7, 2-16

<b>P</b>	
Passwords.....	1-24
Passwords (Changing)	
Center Access Code.....	1-24
Phone Password .....	11-2
Security Code .....	1-25
PC Site Browser .....	14-2
Access.....	14-5
Display Settings .....	17-13
Memory Manager & Settings .....	17-14
Security Settings .....	17-14
Personal Data Lock .....	11-4
Phone Book [Section Contents].....	4-1
Phone Password .....	1-24
Changing .....	11-2
Photo mode .....	6-3, 6-4
Pictographs.....	3-4
Pictures (Still Images)	
Capturing .....	6-5
Editing.....	9-17
Pictures folder .....	9-2
PIN/PIN2	
Changing .....	11-2
PIN Lock & Cancellation (PUK) .....	11-3
PIN ON/OFF.....	11-2
Play List .....	8-6
Play mode setting.....	8-4
Predictive Candidates.....	3-6



Preview Window	
Camera .....	6-3
Video Camera .....	6-4
Privacy Key Lock .....	11-3
Private Menu .....	1-22
PUK/PUK2 .....	1-4, 11-3

## Q

QR Code .....	12-6
Quality	
Still images .....	6-3
Videos .....	6-4

## R

Recipients (Adding/editing/deleting) .	13-14
Referer Information .....	17-14
Remote Lock .....	16-5
Reset .....	11-7
Browser Settings .....	17-15
Group Settings .....	4-7
Ring Songs&Tones folder .....	9-2
Ring Time (Answer Phone) .....	2-17
Ringer Volume .....	17-2
Ringtone .....	9-7, 17-2
Ringtone Duration .....	17-2
Root Certificates .....	17-15

## S

S! Addressbook Back-up .....	4-7
S! Appli/Communication [Section Contents] .....	15-1
S! Loop .....	15-5
S! Mail .....	13-2
Creating/sending .....	13-4
Settings .....	17-13
Universal Settings .....	17-12
S! Mail Notice .....	13-9
S! Quick News .....	1-18, 7-2
Settings .....	17-11
S! Town .....	15-4
Save	
Alarms .....	12-4
Calendar .....	12-2
Phone Book .....	4-3, 17-9
S! Quick News .....	7-2
Shortcut Icons .....	1-18
Still Images .....	6-3, 6-7
User's Dictionary .....	3-10
Videos .....	6-4, 6-7
Saved Pages .....	14-8
Script .....	17-14
Scroll Unit .....	17-13
SD Audio .....	8-2
Security Code .....	1-25
Security Functions .....	11-2
Security level .....	15-6
Security Settings (Internet) .....	17-14
Server Mail .....	13-17

Settings [Section Contents] .....	17-1
Shikkari Talk .....	2-4
Shortcuts .....	1-18
Shutter sound .....	6-7
Side-keys Guard .....	11-6
Signal Strength .....	1-8, 1-10
Simple Menu .....	1-23
SMC files .....	8-2
Smiley .....	3-9
SMS .....	13-2
Creating/sending .....	13-7
Settings .....	17-13
Universal Settings .....	17-12
Snooze .....	12-4
SoftBank Utility Software .....	10-6
Softkeys .....	ix
Software Update .....	18-11
Sort (Messages) .....	13-19
Speaker ON/OFF .....	2-15
SSL .....	14-3
Stereo Earphone Conversion Cable .....	1-6
Still Images (Picture)	
Capturing .....	6-5
Editing .....	9-17
Symbols .....	3-4
Symbol List .....	18-17

<b>T</b>	
Tasks .....	12-3
Templates (Graphic Mail).....	13-5
Text Entry [Section Contents] .....	3-1
Time Correction .....	17-6
Timer Lock At Close .....	11-5
TLS .....	14-3
Trimming (Editing Still Images) .....	9-18
Tsukaikonashi Dokuhon .....	xi

<b>U</b>	
URL History	
PC Site Browser .....	14-5
Yahoo! Keitai .....	14-4
USB .....	10-6
User Mode .....	17-5
User's Dictionary .....	3-10
USIM Card .....	1-2
USIM Phone Book .....	4-3
USIM PINs .....	1-3

<b>V</b>	
Vibrator	
Incoming alert .....	17-2
S! Appli .....	17-15
Videos (Recording) .....	6-6
Videos folder .....	9-3
View Blind .....	1-26
Voice Mail .....	2-12
Volume	
Ringtone .....	17-2
S! Appli .....	17-15
Video Calls .....	2-6
Voice Calls .....	2-4

<b>W</b>	
Wallpaper .....	9-6, 17-3
Warning Messages (PC Site Browser) .....	17-13
Warranty .....	18-31
White balance	
Still Images .....	6-3, 6-7
Videos .....	6-4, 6-7
WMA Files .....	8-3
World Clock .....	17-6

<b>Y</b>	
Yahoo! Keitai .....	14-2
Access .....	14-3
Display Settings .....	17-13
Memory Manager & Settings .....	17-14
Security Settings .....	17-14

<b>Z</b>	
Zoom .....	6-7

## Warranty & Service

### Warranty

Warranty is provided when you purchase a 840P.

- Check name of distributor and date of purchase.
- Read through contents and keep in a safe place.
- The warranty term is described in the warranty.

**SoftBank is not liable for any damage resulting from use of this product.**

### After-Sales Service

See "Troubleshooting" (☞ P.18-9) before contacting SoftBank for service or repairs. If you cannot find solutions or solve problems, contact SoftBank Mobile Customer Center, Customer Assistance (☞ P.18-32) in your subscription area and provide a detailed description of the problem.

- Repairs within warranty are performed under terms and conditions described.
- Out of warranty, any repairs are performed upon request at subscriber's expense.

## Customer Service

If you have questions about SoftBank handsets or services, please call General Information.

For repairs, please call Customer Assistance.

### SoftBank Mobile Customer Center

From a SoftBank handset, dial toll free at  
**157** for General Information or  
**113** for Customer Assistance

### SoftBank Mobile Global Call Center

From outside Japan, dial **+81-3-5351-3491**  
(Please take care to dial the correct number. International  
charges will apply to this call.)

Call these numbers toll free from landlines.

Subscription Area	Service Center	Toll Free Number
Hokkaido, Aomori, Akita, Iwate, Yamagata, Miyagi, Fukushima, Niigata, Tokyo, Kanagawa, Chiba, Saitama, Ibaraki, Tochigi, Gunma, Yamanashi, Nagano, Toyama, Ishikawa, Fuku	General Information	0088-240-157
	Customer Assistance	0088-240-113
Aichi, Gifu, Mie, Shizuoka	General Information	0088-241-157
	Customer Assistance	0088-241-113
Osaka, Hyogo, Kyoto, Nara, Shiga, Wakayama	General Information	0088-242-157
	Customer Assistance	0088-242-113
Hiroshima, Okayama, Yamaguchi, Tottori, Shimane, Tokushima, Kagawa, Ehime, Kochi, Fukuoka, Saga, Nagasaki, Oita, Kumamoto, Miyazaki, Kagoshima, Okinawa	General Information	0088-250-157
	Customer Assistance	0088-250-113

# SoftBank 840P User Guide

December 2009, First Edition

**SOFTBANK MOBILE Corp.**

For additional information, please visit a SoftBank shop.

**Model: SoftBank 840P**

**Manufacturer: Panasonic Mobile Communications Co., Ltd.**



モバイル・リサイクル・ネットワーク  
携帯電話やPDAのリサイクルにご協力を。

**Please help the mobile industry maintain high environmental standards. Recycle your old handsets, batteries and charger units (all manufacturers and brands). Before you recycle, please remember these important points:**

- Handsets, batteries and chargers submitted for recycling cannot be returned.
- Always erase all data recorded on old handsets (Phone Book entries, call records, mail, etc.) before recycling.