
























## Weather Indicator List





- Indicators and categories are subject to change without prior notice.




Weather	
	Clear (day)
	Clear (night)
	Cloudy
	Rain
	Snow
	Thunderstorm
	Precipitation 0%-100%
	Later
	Occasionally




Pollen Level	
	Low
	Moderate
	High
	Very High

Cherry Blossom	
	Blossoms Opening
	Near Full Bloom
	Peak Bloom
	Past Peak

Fall Foliage	
	No Color
	Moderate Color
	Peak Color
	Past Peak

UV Level	
	Low
	Moderate
	High
	Very High

Typhoon	
	Formed
	Approaching
	Severe

Other Information	
	Heavy Rain
	Strong Winds
	Notifications

## Memory List

<b>Data Folder</b>	Up to 3500 items (Up to 300 MB) (One S! Appli corresponds up to 6 MB.)
--------------------	---

- Shared with S! Appli List

<b>Calendar Events</b>	Up to 1000 items
------------------------	------------------

<b>Phone Book</b>	Up to 1000 items
-------------------	------------------

<b>Messaging (SMS and S! Mail combined)</b>	<b>Incoming Mail</b>	Up to 3000 items
	<b>Sent/Unsent</b>	Up to 1000 items
	<b>Drafts</b>	Up to 10 items
<b>Yahoo! Keitai</b>	<b>Saved Pages</b>	[Yahoo! Keitai] Up to 20 items/750KB [PC Site Browser] Up to 20 items/1150KB
	<b>Bookmarks</b>	[Yahoo! Keitai] Up to 100 items [PC Site Browser] Up to 100 items
	<b>URL History</b>	[Yahoo! Keitai] URL Entry: Up to 20 items URL Access: Up to 100 items* [PC Site Browser] URL Entry: Up to 20 items URL Access: Up to 100 items*
	<b>Cache</b>	[Yahoo! Keitai] 750KB [PC Site Browser] 1150KB

\* The number of savable items varies depending on URL length.

## Specifications

### 940P

<b>Weight (including battery)</b>	149 g*	
<b>Dimensions (closed)</b>	50 x 112 x 18.8 mm*	
<b>Standby Time (closed)</b>	<b>3G</b>	640 hours*
	<b>GSM</b>	380 hours*
<b>Talk Time</b>	<b>3G</b>	220 minutes*
	<b>Video Call</b>	120 minutes*
	<b>GSM</b>	230 minutes*
<b>TV Reception Time</b>	<b>Normal Mode</b>	3.7 hours*
	<b>ECO Mode</b>	6.3 hours*
<b>Charging Time</b>	<b>AC Charger</b>	130 minutes*
	<b>In-Car Charger</b>	130 minutes*
<b>Maximum Output</b>	<b>3G</b>	0.25 W
	<b>GSM</b>	2.0 W

\* Approximate value

- Values above were calculated with battery installed.
- Talk Time is an average measured with a new, fully charged battery, with stable signals.
- Standby Time is an average measured with a new, fully charged battery, with handset closed without calls or operations, in Standby with stable signals.
- TV-Reception Time is an average measured using earphone/microphone, with stable signals.
- Talk Time and Standby Time may vary by environment (battery status, temperature, etc.).
- Talk Time and Standby Time may decrease when an S! Appli is active.

## Battery

<b>Voltage</b>	3.7 V
<b>Battery Type</b>	Lithium-ion
<b>Capacity</b>	800 mAh
<b>Dimensions</b>	45 x 4.5 x 37 mm*

\* Approximate value

- Specifications subject to change without notice.

# Index

## Numerics

3G ..... 2-11

## A

AC Charger ..... 1-15  
Access History  
    PC Site Browser ..... 14-5  
    Yahoo! Keitai ..... 14-4  
Account Details ..... 1-30, 4-13  
Address (Adding/editing/deleting) ..... 13-8  
After-Sales Service ..... 19-33  
Alarms ..... 12-6  
All Reset ..... 11-12  
Alternative Image ..... 2-6  
Answer Phone ..... 2-15  
Answering Calls  
    Video Calls ..... 2-8  
    Voice Calls ..... 2-5  
Attachments  
    Adding ..... 13-8  
    Deleting ..... 13-8  
    Opening/saving ..... 13-13  
Auto Answer ..... 18-7  
Auto Focus Lock ..... 6-13  
Auto Save (Camera) ..... 6-11  
Auto timer ..... 6-8  
Auto-sort ..... 13-16  
AV Output ..... 10-13

## B

Back Light  
    Display ..... 18-5  
    S! Appli ..... 18-21  
    Video Calls ..... 2-13  
Backup  
    microSD Card ..... 9-19  
    S! Address Back-up ..... 4-10  
Bar Code Reader ..... 12-11  
Basic Operations  
    Handset ..... x  
    Internet ..... 14-6  
Battery ..... 1-12  
Battery Level ..... 1-11, 1-13  
Bluetooth® ..... 10-6  
Bluetooth® Passkey ..... 10-8  
Bookmarks ..... 14-8  
Books folder ..... 9-3  
BookSurfing® ..... 7-8  
Brightness  
    Back Light ..... 18-5  
    Camera ..... 6-5  
    External Display ..... 18-5  
    Video Calls ..... 18-12  
Browser (Initializing) ..... 18-21

## C

Cache Memory.....	14-2
Calculator.....	12-8
Calendar.....	12-2
Calendar Events.....	12-2
Call Barring.....	2-20
Call Cost.....	18-9
Call Forwarding.....	2-17
Call Log.....	2-14
Call Operations.....	2-12
Call Rejection	
Calls without Caller ID.....	11-11
Unknown Callers.....	11-11
Call Restrictions.....	11-10
Call Settings.....	18-9
Call Time.....	18-9
Call Waiting.....	2-20
Caller ID.....	2-3, 2-21
Camera [Section Contents].....	6-1
Center Access Code.....	1-28
Channel Setting.....	5-4
Character Code (Kuten Code)	
Character Code List.....	19-19
Input Options.....	3-5
Charge Limit.....	18-9
Charging Time.....	1-12
Clock Display	
External Display.....	18-5
Horizontal Open Position.....	18-13
Internal Display.....	18-4
Closing Clamshell.....	18-9

Color Scheme.....	18-3
Confirming Settings.....	18-24
Content Key.....	9-5
Context Forecast.....	3-6
Continuous Shooting.....	6-7
Conversion Candidates.....	3-6
Conversion Methods.....	3-6
Cookies Setting/Deleting	
Internet.....	18-20
Mobile Widget.....	18-15
Copy Protected Files.....	9-4
Country/Region Code.....	2-10
Customer Service.....	19-34
Customized Screen.....	1-24

## D

Data Folder.....	9-2
Date & Time Settings.....	18-8
Deleting	
Calendar events.....	12-5
Messages.....	13-21
Phone Book.....	4-9
S! Appli.....	15-4
Delivery Report.....	13-9
Dictionary.....	12-9
Digital TV [Section Contents].....	5-1
Digital TV Settings.....	18-14
Display.....	1-10
Display Indicators.....	1-10
Display Settings.....	18-3

## Download

Customized Screen.....	1-24
Familiar Usability.....	1-24
Fonts.....	1-25
From web pages.....	14-11
Lifestyle-Appli.....	15-2, 16-3
Music.....	8-3
S! Appli.....	15-2
Templates.....	13-10
Widgets.....	7-3
Download Dictionary.....	3-10
Drafts.....	13-15
Driving Mode.....	1-18, 18-7

## E

e-Book Viewer.....	7-8
Earpiece Volume	
Video Calls.....	2-7
Voice Calls.....	2-5
Emergency Calls (110, 119, 118).....	2-4
Emergency Positioning Request.....	2-4
Emission OFF Mode.....	1-18
Event Indicators.....	1-21
External Display.....	1-10, 1-23

**F**

Familiar Usability.....	1-24
Flash setting.....	6-5, 6-10
Focus Setting.....	6-13
Folder/files.....	9-14
Font Settings.....	1-25
Font Size.....	18-6
Function List.....	19-2

**G**

Global Roaming Service.....	2-10
Graphic Mail.....	13-5
Group Settings (Phone Book).....	4-6
GSM.....	2-11

**H**

Handset	
Menus.....	1-18
Parts & Functions.....	1-4
Power On/Off.....	1-16
<b>Handset Security [Section Contents]....</b>	11-1
Help (Text Entry).....	3-2
Hide Call Logs/Address List.....	11-8
Hold	
Video Calls.....	2-12
Voice Calls.....	2-12
Horizontal View.....	18-13
HTML messages.....	13-5

**I**

IC Card Lock.....	16-5
IC Transmission.....	10-4
IDD Prefix.....	2-9
Image quality (Camera).....	6-5
Image size (Camera).....	6-5
Incoming Call Logs.....	2-13
Incoming Options (S! Mail).....	18-19
Infrared.....	10-2
Input Character Settings (SMS).....	18-19
Inside Camera.....	6-3
Intelligent Auto.....	6-5, 6-10
Internal Display.....	1-10, 18-3
International Call	
From abroad.....	2-10
From Japan.....	2-9
International Setting.....	2-10

Internet [Section Contents].....	14-1
----------------------------------	------

**K**

Key Assignments	
Mode 1 (5-touch).....	19-15
Mode 2 (2-touch).....	19-16
Mode 3 (NIKO-touch).....	19-17
Key Pad Dial Lock.....	11-7
Key Tone.....	18-2
Keypad.....	11-3
Kuten Code (Character Code).....	19-19

**L**

Language.....	18-3
License Information (S! Appli).....	15-2
Lifestyle-Appli.....	16-3
Lock Message.....	11-7
Lock OFF at Open.....	11-6

<b>M</b>	
Mail Group.....	13-18
Mail Security.....	11-10
Main Menu .....	1-18
Making Calls	
International Calls.....	2-9, 2-10
Video Calls .....	2-7
Voice Calls .....	2-2
Manner Mode.....	1-17, 2-12, 18-7
Manufacture Number .....	18-20
Memory List.....	19-25
Memory Manager (Internet).....	18-20
Menu Icons .....	18-4
Menu Numbers .....	1-19
Messaging [Section Contents].....	13-1
microSD Card.....	9-16
Backup.....	9-19
Check.....	9-21
Formatting.....	9-18
Synchronizing .....	18-21
Missed Call Notification .....	2-19
Mobile Widget .....	7-2
Mobile W-Speed .....	5-2
MULTI Key .....	1-6, 1-29
Multi Selector .....	ix
Music folder.....	9-2
Music Player [Section Contents].....	8-1
My original set.....	6-5, 6-12
My Pictograms.....	9-2, 13-6

<b>N</b>	
Network Information .....	1-16
Network S! Appli.....	15-2
New Messages	
Receiving.....	13-15
Viewing .....	13-10
Night mode	
Camera .....	6-5
Video Calls .....	18-12
Normal Mode (Simple Menu) .....	1-26
Notepad.....	12-8
Notification Light Settings.....	18-10

<b>O</b>	
One-push Open Button.....	1-7
Open For New.....	18-3
Open-to-Ans. Call.....	18-7
Operator Names .....	2-11
Optional Services .....	2-17
Original Animation .....	9-13
Osaifu-Keitai® [Section Contents].....	16-1
Other Documents folder.....	9-3
Outgoing Call Logs .....	2-13
Outside Camera.....	6-3

<b>P</b>	
Passwords.....	1-28

Center Access Code.....	1-28
Phone Password .....	11-2
Security Code .....	2-21
PC Site Browser .....	14-2
Access.....	14-5
Display Settings .....	18-19
Memory Manager & Settings .....	18-20
Security Settings .....	18-20
Personal Data Lock .....	11-4
Phone Book [Section Contents].....	4-1
Phone Password .....	1-28
Changing .....	11-2
Photo light setting .....	6-5, 6-10
Photo mode.....	6-5
Pictographs.....	3-4
Pictures (Still Images)	
Capturing .....	6-6
Editing .....	9-12
Pictures folder .....	9-2
PIN/PIN2 .....	1-3
Changing .....	11-2
PIN Authentication .....	11-2
PIN Lock & Cancellation (PUK) .....	11-3
Play Background.....	8-7
Play List .....	8-10
Play mode setting.....	8-6
Predictive Candidates.....	3-6
Privacy Key Lock .....	11-4
Private Menu .....	1-25
PUK/PUK2 .....	1-3, 11-3



## Q

QR Code.....	12-11
Quality (Camera).....	6-5
Quick Open Menu.....	19-14

## R

Recipients (Adding/editing/deleting) ...	13-8
Referer Information.....	18-20
Remote Lock.....	16-5
Remote Monitoring.....	2-8
Reset	
All Reset.....	11-12
Browser Settings.....	18-21
Settings.....	11-12
Total Call Charge/Time.....	18-9
TV Settings.....	18-15
Ring Songs&Tones folder.....	9-2
Ring Time (Answer Phone).....	2-16
Ring Time Settings.....	11-11
Ringer Volume.....	18-2
Ringtone.....	9-8, 18-2
Ringtone Duration (Message).....	18-2
Root Certificates.....	18-21

## S

S! Addressbook Back-up.....	4-10
S! Appli [Section Contents].....	15-1
S! GPS Navi [Section Contents].....	17-1
S! Information Channel.....	7-6

S! Mail.....	13-2
Creating/sending.....	13-4
Mail Notice.....	13-11
Settings.....	18-19
Universal Settings.....	18-18
S! Quick News.....	7-4
Settings.....	18-16

## Save

Alarms.....	12-7
Calendar Events.....	12-2
Camera.....	6-11
Notepad.....	12-8
Phone Book.....	4-3, 18-11
S! Information Channel.....	7-6
S! Quick News.....	7-4
Shortcut.....	1-22
User's Dictionary.....	3-10

Saved Pages.....	14-8
Script.....	18-20
Scroll Unit.....	18-19
SD Audio.....	8-2
Secret Data Only.....	11-9
Secret Mail Setting.....	11-9
Secret Mode.....	11-9
Secure Remote Lock.....	11-6
Security	
Data Folder.....	9-14
Internet.....	18-20
S! Appli.....	15-4
Security Code.....	1-28
Security Functions.....	11-2
Server Mail.....	13-14

Settings [Section Contents].....	18-1
Shikkari Talk.....	2-5
Shortcuts.....	1-22
Shutter sound.....	6-11
Side-keys Guard.....	11-8
Signal Strength.....	1-10
Simple Menu.....	1-26
SMS.....	13-2
Creating/sending.....	13-7
Settings.....	18-19
Universal Settings.....	18-18
Snooze.....	12-7
SoftBank Utility Software.....	10-11
Softkeys.....	ix
Software Update.....	19-12
Sort (Messages).....	13-21
Spam Filter.....	13-17
Speaker ON/OFF.....	2-12
SSL.....	14-3
Status Indicators.....	1-10
Still Images (Picture)	
Capturing.....	6-6
Editing.....	9-12
Streaming.....	14-12
Symbols.....	3-4
Symbol List.....	19-18

## T

Tasks .....	12-5
Templates (Graphic Mail).....	13-5
Text Entry [Section Contents] .....	3-1
Time Correction .....	18-8
Timer Lock at Close .....	11-6
TLS .....	14-3
Trimming (Editing Still Images) .....	9-13

## U

URL History	
PC Site Browser .....	14-5
Yahoo! Keitai .....	14-4
USB .....	10-11
User Mode (Manner Mode) .....	18-7
User's Dictionary .....	3-10
USIM Card .....	1-2
USIM Card Phone Book .....	4-3
USIM PINs .....	1-3

## V

Vibrator	
Incoming alert .....	18-2
S! Appli .....	18-21
Videos (Recording) .....	6-8
Videos folder .....	9-3
View Blind .....	1-30
Viewfinder	
Camera .....	6-4
Video Camera .....	6-4
Voice Announce .....	12-10
Voice Dial .....	4-14
Voice Mail .....	2-18
Voice Recorder .....	12-10
Volume	
Ringtone .....	18-2
S! Appli .....	18-21
Video Calls .....	2-7
Voice Calls .....	2-5

## W

Wallpaper	
External Display .....	18-5
Horizontal Open Position .....	18-13
Internal Display .....	18-3
Warning Messages (PC Site Browser) ...	18-19
Warranty .....	19-33
Weather Indicator .....	7-7
White balance .....	6-5, 6-11
Widgets .....	7-2
WMA Files .....	8-2
World Clock .....	18-8

## Y

Yahoo! Keitai .....	14-2
Access .....	14-3
Display Settings .....	18-19
Memory Manager & Settings .....	18-20
Security Settings .....	18-20

## Z

Zoom .....	6-8
------------	-----

## Warranty & Service

### Warranty

Warranty is provided when you purchase a 940P.

- Check name of distributor and date of purchase.
- Read through contents and keep in a safe place.
- The warranty term is described in the warranty.

**SoftBank is not liable for any damage resulting from use of this product.**

### After-Sales Service

See "Troubleshooting" (☞P.19-10) before contacting SoftBank for service or repairs. If you cannot find solutions or solve problems, contact SoftBank Mobile Customer Center, Customer Assistance (☞P.19-34) in your subscription area and provide a detailed description of the problem.

- Repairs within warranty are performed under terms and conditions described.
- Out of warranty, any repairs are performed upon request at subscriber's expense.

## Customer Service

If you have questions about SoftBank handsets or services, please call General Information.

For repairs, please call Customer Assistance.

Check phone number before you dial.

### SoftBank Mobile Customer Center

From a SoftBank handset, dial toll free at  
**157 for General Information or  
113 for Customer Assistance**

### SoftBank Mobile Global Call Center

From outside Japan, dial **+81-3-5351-3491**  
(Please take care to dial the correct number. International  
charges will apply to this call.)

Call these numbers toll free from landlines.

Subscription Area	Service Center	Toll Free Number
Hokkaido, Aomori, Akita, Iwate, Yamagata, Miyagi, Fukushima, Niigata, Tokyo, Kanagawa, Chiba, Saitama, Ibaraki, Tochigi, Gunma, Yamanashi, Nagano, Toyama, Ishikawa, Fukui	General Information	0088-240-157
	Customer Assistance	0088-240-113
Aichi, Gifu, Mie, Shizuoka	General Information	0088-241-157
	Customer Assistance	0088-241-113
Osaka, Hyogo, Kyoto, Nara, Shiga, Wakayama	General Information	0088-242-157
	Customer Assistance	0088-242-113
Hiroshima, Okayama, Yamaguchi, Tottori, Shimane, Tokushima, Kagawa, Ehime, Kochi, Fukuoka, Saga, Nagasaki, Oita, Kumamoto, Miyazaki, Kagoshima, Okinawa	General Information	0088-250-157
	Customer Assistance	0088-250-113

Appendix  
**19**

19-36

# SoftBank 940P User Guide

June 2009, First Edition

**SOFTBANK MOBILE Corp.**

For additional information, please visit a SoftBank shop.

**Model: SoftBank 940P**

**Manufacturer: Panasonic Mobile Communications Co., Ltd.**



モバイル・リサイクル・ネットワーク  
携帯電話やPDAのリサイクルにご協力を。

**Please help the mobile industry maintain high environmental standards. Recycle your old handsets, batteries and charger units (all manufacturers and brands). Before you recycle, please remember these important points:**

- Handsets, batteries and chargers submitted for recycling cannot be returned.
- Always erase all data recorded on old handsets (Phone Book entries, call records, mail, etc.) before recycling.