
























## Weather Indicator List





- Indicators and categories are subject to change without notice.




Weather	
	Clear (day)
	Clear (night)
	Cloudy
	Rain
	Snow
	Thunderstorm
	Chance of Precipitation 0%-100%
	Later
	Occasionally




Pollen Level	
	Low
	Moderate
	High
	Very High

Cherry Blossom	
	Blossoms Opening
	Near Full Bloom
	Peak Bloom
	Past Peak

Fall Foliage	
	No Color
	Moderate Color
	Peak Color
	Past Peak

UV Level	
	Low
	Moderate
	High
	Very High

Typhoon	
	Formed
	Approaching
	Severe

Other Information	
	Heavy Rain
	Storm Winds
	Notifications

## Memory List

<b>Data Folder</b>	Up to 1000 items/approx. 31 MB (Including pre-installed data)
--------------------	--

- Shared with Notepad/S! Appli List  
(One S! Appli corresponds to three to six items.)

<b>Schedule Events</b>	Up to 100 items
------------------------	-----------------

<b>Phone Book</b>	Up to 1000 items
-------------------	------------------

<b>Messaging (SMS and S! mail combined)</b>	<b>Incoming Mail</b>	Up to 1000 items/approx. 5 MB
	<b>Drafts/Sent Messages/Unsent Messages</b>	Up to 500 items/approx. 5 MB

<b>Yahoo! Keitai</b>	<b>Saved Pages</b>	[Yahoo! Keitai] Up to 20 items/750 KB [PC Site Browser] Up to 20 items/1150 KB
	<b>Bookmarks</b>	[Yahoo! Keitai] Up to 100 items (Including pre-installed data) [PC Site Browser] Up to 100 items
	<b>URL History</b>	[Yahoo! Keitai] URL Entry: Up to 20 items URL Access: Up to 100 items* [PC Site Browser] URL Entry: Up to 20 items URL Access: Up to 100 items*
	<b>Cache</b>	[Yahoo! Keitai] 750 KB [PC Site Browser] 1150 KB

\* The number of savable items varies depending on URL length.

# Specifications

841P

<b>Weight (including battery)</b>		120 g*
<b>Dimensions (closed)</b>		50 x 108 x 17.9 mm*
<b>Standby Time</b>	<b>3G</b>	430 hours*
	<b>GSM</b>	340 hours*
<b>Talk Time</b>	<b>3G</b>	230 minutes*
	<b>Video Call</b>	100 minutes*
	<b>GSM</b>	250 minutes*
<b>TV Reception Time</b>		4 hours*
<b>Charging Time</b>	<b>AC Charger</b>	150 minutes*
	<b>In-Car Charger</b>	150 minutes*
<b>Maximum Output</b>	<b>3G</b>	0.25 W
	<b>GSM</b>	2.0 W

\* Approximate value

- Values above were calculated with battery installed.
- Talk Time is an average measured with a new, fully charged battery, with stable signals.
- Standby Time is an average measured with a new, fully charged battery, with handset closed without calls or operations, in Standby with stable signals.
- TV-Reception Time is an average measured using earphone/microphone, with stable signals.
- Talk Time and Standby Time may vary by environment (battery status, temperature, etc.).
- Talk Time and Standby Time may decrease when an S! Appli is active.

## Battery

<b>Voltage</b>	3.7 V
<b>Battery Type</b>	Lithium-ion
<b>Capacity</b>	920 mAh
<b>Dimensions</b>	45 x 5.4 x 37 mm*

\* Approximate value

- Specifications subject to change without notice.

# Index

## Numerics

3D Pictograms .....	12-16
Settings .....	15-18
3G .....	2-9

## A

AC Charger .....	1-13
Access History	
PC Site .....	13-5
Yahoo! Keitai .....	13-4
Account Details .....	1-24, 4-14
After-Sales Service .....	16-29
Alarms .....	11-6
All Reset .....	10-9
Alternative Picture .....	2-5, 15-14
Answer Phone .....	2-12
Answer Time (Answer Phone) .....	2-13
Answering Calls	
Video Calls .....	2-6
Voice Calls .....	2-4
Any Key Answer .....	15-11
Attachment Auto-play .....	15-19
Attachments	
Adding/deleting .....	12-9
Opening/saving .....	12-15
Audio Player .....	7-4
Authentication Code .....	9-4
Auto Answer .....	15-11
Auto Delete (Messages) .....	12-3, 15-18
Auto Focus Lock .....	5-6
Auto Save (Camera) .....	15-15, 15-16
Auto Suspend Timer (S! Appli) .....	15-23
Available Memory (Camera)....	15-15, 15-16
Away Clock .....	15-8

## B

Background Music .....	7-5
Backlight	
Display .....	15-6
Keys .....	15-6
S! Appli .....	15-23
Video Calls .....	15-14
Backup	
Memory Card .....	8-15
S! Address Back-up .....	4-11
Bar Code Reader .....	11-10
Basic Operations (Internet) .....	13-6
Battery .....	1-10
Battery Strength Indicator .....	1-11
Bookmarks .....	13-8
Books folder .....	8-2
BookSurfing® .....	6-6
Brightness	
Camera .....	5-3
Display .....	15-6
Video Camera .....	5-4
Browser (Initializing) .....	15-23

**C**

Cache Memory.....	13-2
Calculator.....	11-7
Calendar.....	11-2
Call Barring.....	2-19
Call Barring Password.....	1-23
Call Cost.....	15-10
Call Forwarding.....	2-14
Call Log.....	2-10
Call Operations.....	2-9
Call Settings.....	15-9
Call Time.....	15-10
Call Waiting.....	2-17
Caller ID.....	2-2, 2-20
Camera [Section Contents].....	5-1
Center Access Code.....	1-23
Certificate Retention.....	15-23
Change View	
Data Folder.....	8-4
Memory.....	8-4
Phone Book.....	15-13
Character Code List.....	16-14
Input Options.....	3-4
Charging Time.....	1-10
Clamshell Control.....	15-11, 15-18
Clock/Calendar Display.....	15-4
Close-to-End Call.....	15-11
Content Key.....	8-6
Continuous Shooting.....	5-5
Conversion Candidates.....	3-5
Conversion Methods.....	3-5

**Cookies**

Deleting.....	15-22
Settings.....	15-22
Copy Protected Files.....	8-5
Count Down Timer.....	11-9
Country/Area Number List.....	2-9
Customer Service.....	16-30

**D**

Data Folder.....	8-2
Date & Time Settings.....	15-8
Deleting	
Folders/files.....	8-12
Messages.....	12-24
Phone Book.....	4-10
S! Appli.....	14-4
Schedule.....	11-5
Delivery Report.....	12-11
Display.....	1-8
Display Indicators.....	1-8
Display Pattern (Date & Time).....	15-8
Settings.....	15-4
Download	
From web pages.....	13-11
Music/Video files.....	7-3
S! Appli.....	14-2
Templates.....	12-11
Download Dictionary.....	3-9
Drafts.....	12-10, 12-18
Drive Mode.....	1-16, 15-7

**E**

e-Book Viewer.....	6-6
Earpiece Volume	
Video Calls.....	2-6
Voice Calls.....	2-4
Effect (Camera).....	5-3, 5-4
Emergency Calls (110, 119, 118).....	2-3
Emergency Positioning Request.....	2-3
Emission OFF Mode.....	1-16
Emoticons.....	3-4
Expiry (SMS).....	15-21

**F**

Feeling Mail	
Creating.....	12-5
Receiving.....	12-12
Settings.....	12-5, 15-20
Flash(R) folder.....	8-3, 8-8
Flash® files.....	8-3
Flash® Ringtone files.....	8-3
Focus Setting.....	5-3, 5-4
Folder/files (Data Folder).....	8-12
Font Settings.....	15-5
Font Size	
Candidates.....	15-5
Character Input.....	15-5
Collective Setting.....	15-5
Mail & Call Log.....	15-5
Messaging.....	15-5
PC Site Browser.....	15-5
Phone Book.....	15-5
Yahoo! Keitai.....	15-5
Full Screen Playback (Video).....	7-6
Function List.....	16-2

**G**

Graphic Mail.....	12-6
Group Calling.....	2-18
Group Settings.....	4-5
GSM.....	2-9

**H**

Handset	
Menus.....	1-16
Parts & Functions.....	1-4
Power On/Off.....	1-14
Handset Security [Section Contents]....	10-1
Handsfree Setting.....	15-11
Help	
Media Player.....	7-8
Text Entry.....	3-2
Hold	
During a Call.....	2-9
Incoming Call.....	2-4
Home Clock.....	15-8
HTML Mail.....	12-6

**I**

Image Size (Camera).....	5-3
Incoming Options (S! Mail).....	15-19
Information Window.....	1-18
Infrared.....	9-2
Input Character Settings (SMS).....	15-21
International Call	
From abroad.....	2-8
From Japan.....	2-7
International Code.....	2-7, 15-9
International Setting.....	2-9, 15-9
Internet [Section Contents].....	13-1

**K**

Key Assignments.....	16-12
Key Backlight Time.....	15-6
Key Operation List	
Camera.....	15-15
Video Camera.....	15-16
Key Settings.....	15-6
Key Tone.....	15-3
Keypad Guard.....	10-3

**L**

Language.....	15-4
Learning from Received Message.....	15-18
Letter Narrow Input.....	3-7
License Information (S! Appli).....	14-2
Location Settings.....	9-6

<b>M</b>	
Magnifying Loupe.....	5-8
Mail Delivery Rule .....	12-19
Mail Group.....	12-21
Mail Log.....	12-15
Mail Security Setting.....	10-8
Main Menu .....	1-16
Main Menu Icons .....	15-5
Making Calls	
International Calls.....	2-7, 2-8
Video Calls.....	2-6
Voice Calls .....	2-2
Manner Mode .....	1-15
Setting.....	15-7
Manufacture Number .....	15-22
Media Player [Section Contents] .....	7-1
Memory Card.....	8-13
Backup.....	8-16
Check Memory Card .....	8-18
Formatting.....	8-15
Synchronizing .....	15-23
Memory List.....	16-20
Memory Manager (Internet).....	15-22
Memory Status	
Calendar .....	11-5
Data Folder.....	8-3
Messages.....	12-3
Phone Book .....	4-11
Menu Numbers .....	1-17
Menu Theme .....	1-16

Messaging [Section Contents].....	12-1
Messaging Lock .....	10-6
Missed Call Notification .....	2-16
Multi Selector.....	ix
Multi Shot.....	5-3
Music folder.....	8-2
Music Search .....	7-3
Mute Voice .....	2-10
My Number.....	1-24
My Pictograms.....	12-7

<b>N</b>	
Network Information .....	1-14
Network Mode .....	2-9
Network S! Appli.....	14-2
New Messages	
Retrieving.....	12-17
Viewing .....	12-12
Night Mode .....	5-3
Normal Mode	
Manner Mode Settings.....	15-7
Simple Mode Menu .....	1-21
Notepad.....	11-8
Notification Light Settings .....	15-12

<b>O</b>	
One Touch Guide.....	11-12
One Touch Key .....	4-8
Open-to-Answer Call .....	15-11
Open-to-Display Missed Call .....	15-11
Operator	
Operator Name.....	15-4
Selecting.....	15-9
Optional Services .....	2-14
Original Manner Mode .....	15-7
Other Documents folder.....	8-3



<b>P</b>	
Password Lock .....	10-4
Passwords .....	1-23
Passwords (Changing)	
Call Barring Password .....	2-19
Center Access Code .....	1-23
Phone Password .....	10-2
PC Site Browser .....	13-2
Access .....	13-5
Display Settings .....	15-21
Memory Manager & Settings .....	15-22
Reset .....	15-23
Security Settings .....	15-22
Phone Book [Section Contents] .....	4-1
Phone Book Lock .....	10-6
Phone Password .....	1-23
Phone Password (Changing) .....	10-2
Pictographs .....	3-3
Picture Size .....	5-3
Pictures folder .....	8-2
Pictures (Still Images)	
Capturing .....	5-5
Editing .....	8-11
PIN/PIN2 .....	1-3
Changing .....	10-3
PIN Certification .....	10-2
PIN Lock & Cancellation (PUK/PUK2) .....	10-3
Playback Method .....	8-5
Playback Mode .....	7-7
Playback Mode Indicators .....	7-4

Playback Position .....	7-5
Playlist .....	7-8
Predictive Conversion .....	3-5
Preview Window	
Camera .....	5-3
Video Camera .....	5-4
Private Menu .....	1-20
PUK/PUK2 .....	1-3, 10-3

**Q**

QR Code .....	11-10
Quality (Camera) .....	5-3, 5-4
Quick Phone Book Search .....	4-7, 4-8

**R**

Recipients (Adding/editing/deleting) ...	12-9
Referer Information .....	15-22
Reject Incoming Calls .....	10-5
Reject List .....	10-5
Remaining Cost .....	15-10
Reset	
All Reset .....	10-9
Browser Settings .....	15-23
Camera Settings .....	15-15, 15-16
Group Settings .....	4-6
Key Settings .....	15-6
Main Menu Icons .....	15-5
Settings .....	10-9
Restoring	
Memory Card .....	8-16
S! Addressbook Back-up .....	4-12
Ring Songs-Tones folder .....	8-2
Ringer Volume .....	15-2
Ringtone Duration .....	15-2
Ringtone Settings .....	8-9, 15-2
Roaming .....	2-8
Root Certificates .....	15-22

<b>S</b>	
S! Addressbook Back-up.....	4-11
S! Appli [Section Contents] .....	14-1
S! Information Channel .....	6-2
S! Mail .....	12-2
Creating/sending .....	12-4
S! Mail Notice .....	12-14
Settings .....	15-19
Universal Settings .....	15-18
S! Quick News .....	6-5
Save Location	
Phone Book .....	15-13
Still Images.....	5-3
Videos.....	5-4
Saved Pages.....	13-8
Saving	
Notepad .....	11-8
Phone Book .....	4-3
Reject List.....	10-5
Schedules .....	11-2
Shortcuts .....	1-20
User's Dictionary .....	3-9
Schedules (Schedule Events) .....	11-2
Script .....	15-22
Scroll Unit.....	15-21
Secret Data Only.....	10-7
Secret Mail Display.....	10-8
Secret Mode .....	10-7
Secure Remote Lock .....	10-4
Security Functions .....	10-2
Security Level (S! Appli) .....	14-4

Security Settings (Internet).....	15-22
Self-Timer .....	5-3, 5-4, 5-6
Server Mail .....	12-17
Settings [Section Contents].....	15-1
Shortcuts .....	1-19
Shutter Sound.....	15-15
Simple Mode .....	1-21
SMC files.....	7-5
SMS.....	12-2
Creating/sending .....	12-8
Settings .....	15-21
Universal Settings .....	15-18
Snooze .....	11-6, 11-7
SoftBank Utility Software .....	9-5
Softkeys.....	ix
Software Update .....	16-10
Sort (Messages).....	12-18, 12-23
Spam Filter .....	12-20
Speaker	
Video Calls.....	2-10
Voice Calls .....	2-9
Speed Dial .....	4-8
SSL.....	13-3
Standby Display.....	15-4
Standby Window.....	1-19
Still Images (Pictures)	
Capturing .....	5-5
Editing.....	8-11
Streaming.....	13-12
Symbols .....	3-3
Symbol List.....	16-13
System Message.....	12-17

<b>T</b>	
Text Entry [Section Contents] .....	3-1
Text Predict.....	15-13
Themes .....	15-4
Time Correction.....	15-8
TLS .....	13-3
Total Call Charge .....	15-10
Total Call Time .....	15-10

<b>U</b>	
URL History	
PC Site.....	13-5
Yahoo! Keitai.....	13-4
USB .....	9-5
User's Dictionary .....	3-9
USIM Card.....	1-2
USIM Card Phone Book .....	4-3
USIM PINs .....	1-3

**V**

<b>Vibration</b>	
Incoming Alert.....	15-2
S! Appli.....	15-23
<b>Video Calls</b> .....	2-5
<b>Video Player</b> .....	7-6
<b>Videos (Recording)</b> .....	5-6
<b>Videos folder</b> .....	8-2
<b>View Blind</b> .....	1-24
<b>View Format</b>	
Calendar.....	11-5
Date & Time.....	15-8
<b>Voice Mail</b> .....	2-15
<b>Voice Recorder</b> .....	2-9, 11-9
<b>Volume</b>	
Key Tone.....	15-3
Ringtone.....	15-2
S! Appli.....	15-23
Video Calls.....	2-6
Voice Calls.....	2-4

**W**

<b>Wallpaper</b> .....	8-9
<b>Warning Messages</b> (PC Site Browser).....	15-21
<b>Warning Tone</b> .....	15-3
<b>Warranty</b> .....	16-29
<b>Weather Indicator</b> .....	6-3
<b>Web Search</b>	
PC Site.....	13-5, 13-13
Yahoo! Keitai.....	13-3, 13-13
<b>White Balance</b>	
Still Images.....	5-3
Video Calls.....	15-14
Videos.....	5-4

**Y**

<b>Yahoo! Keitai</b> .....	13-2
Access.....	13-3
Display Settings.....	15-21
Memory Manager & Settings.....	15-22
Reset.....	15-23
Security Settings.....	15-22

**Z**

<b>Zoom (Camera)</b> .....	5-3, 5-4
----------------------------	----------

## Warranty & Service

### Warranty

Warranty is provided when you purchase a 841P.

- Check name of distributor and date of purchase.
- Read through contents and keep in a safe place.
- The warranty term is described in the warranty.

**SoftBank is not liable for any damage resulting from use of this product.**

### After-Sales Service

See "Troubleshooting" (☞ P.16-8) before contacting SoftBank for service or repairs. If you cannot find solutions or solve problems, contact SoftBank Mobile Customer Center, Customer Assistance (☞ P.16-30) in your subscription area and provide a detailed description of the problem.

- Repairs within warranty are performed under terms and conditions described.
- Out of warranty, any repairs are performed upon request at subscriber's expense.

## Customer Service

If you have questions about SoftBank handsets or services, please call General Information.

For repairs, please call Customer Assistance.

Check phone number before you dial.

### SoftBank Mobile Customer Center

From a SoftBank handset, dial toll free at  
**157 for General Information or  
113 for Customer Assistance**

### SoftBank Mobile Global Call Center

From outside Japan, dial **+81-3-5351-3491**  
(Please take care to dial the correct number.  
International charges will apply to this call.)

Call these numbers toll free from landlines.

Subscription Area	Service Center	Toll Free Number
Hokkaido, Aomori, Akita, Iwate, Yamagata, Miyagi, Fukushima, Niigata, Tokyo, Kanagawa, Chiba, Saitama, Ibaraki, Tochigi, Gunma, Yamanashi, Nagano, Toyama, Ishikawa, Fukui	General Information	0088-240-157
	Customer Assistance	0088-240-113
Aichi, Gifu, Mie, Shizuoka	General Information	0088-241-157
	Customer Assistance	0088-241-113
Osaka, Hyogo, Kyoto, Nara, Shiga, Wakayama	General Information	0088-242-157
	Customer Assistance	0088-242-113
Hiroshima, Okayama, Yamaguchi, Tottori, Shimane, Tokushima, Kagawa, Ehime, Kochi, Fukuoka, Saga, Nagasaki, Oita, Kumamoto, Miyazaki, Kagoshima, Okinawa	General Information	0088-250-157
	Customer Assistance	0088-250-113

# SoftBank 841P User Guide

February 2010, First Edition

**SOFTBANK MOBILE Corp.**

For additional information, please visit a SoftBank shop.

**Model: SoftBank 841P**

**Manufacturer: Panasonic Mobile Communications Co., Ltd.**



モバイル・リサイクル・ネットワーク  
携帯電話やHSのリサイクルにご協力を。

**Please help the mobile industry maintain high environmental standards. Recycle your old handsets, batteries and charger units (all manufacturers and brands). Before you recycle, please remember these important points:**

- Handsets, batteries and chargers submitted for recycling cannot be returned.
- Always erase all data recorded on old handsets (Phone Book entries, call records, mail, etc.) before recycling.