



Panasonic®

Operating Instructions Read Me First Tablet Computer

Model No. **FZ-N1** series

Safety Precautions (English)	2
Regulatory Information (English)	12
Licenses	20
Panasonic Warranty	23

- Refer to the Operating Instructions – Basic Guide by downloading from the URL below
URL:- http://pc-dl.panasonic.co.jp/itn/manual/menu_en.html

Thank you for purchasing a Panasonic product.




Before operating this product, please read these instructions and precautions, and save them for future use.

Safety Precautions (English)




To reduce the risk of injury, loss of life, electric shock, fire, malfunction, and damage to equipment or property, always observe the following safety precautions.

Explanation of symbol word panels

The following symbol word panels are used to classify and describe the level of hazard, injury, and property damage caused when the denotation is disregarded and improper use is performed.








 DANGER	Denotes potential hazards that will result in serious injury or death.
 WARNING	Denotes potential hazards that could result in serious injury or death.
 CAUTION	Denotes potential hazards that could result in minor injury.



The following symbols are used to classify and describe the type of instructions to be observed.

	This symbol is used to alert users to specific operating procedures that must not be performed.
	This symbol is used to alert users to specific operating procedures that must be followed in order to operate the product safely.
	This symbol is used to alert users to specific operating procedures for which special attention is required.

Battery






	<p>The battery is for use solely with this product. Do not use it with any other products. Electrolyte leakage, overheating, smoke, rupture, or fire may result.</p>
	<p>Charge the battery using the specified method. Failure to do so may result in electrolyte leakage, overheating, smoke, rupture, or a fire.</p>
	<p>Do not throw the battery into a fire or expose it to excessive heat. Electrolyte leakage, overheating, smoke, rupture, or fire may result.</p>
	<p>Do not disassemble, modify, or insert sharp foreign objects into the battery. Electrolyte leakage, overheating, smoke, rupture, or fire may result.</p>
	<p>Do not short the positive (+) and negative (-) contacts. Do not carry the battery around or store it together with necklaces, hairpins, etc. Electrolyte leakage, overheating, smoke, rupture, or fire may result.</p>
	<p>Keep the battery away from extreme heat, such as fire and direct sunlight. Failure to do so may result in electrolyte leakage, overheating, smoke, rupture, or a fire.</p>
	<p>Do not expose the battery to water or other liquids. Electrolyte leakage, overheating, smoke, rupture, or fire may result.</p>

	<p>Do not throw the battery or subject it to strong impact such as dropping or applying high pressure. Electrolyte leakage, overheating, smoke, rupture, or fire may result.</p> <ul style="list-style-type: none"> • Stop using the product if the battery is subjected to strong impact or if the battery is noticeably damaged or deformed.
	<p>If the battery deteriorates, replace it with a new one. Failure to do so may result in electrolyte leakage, overheating, smoke, rupture, or a fire.</p>



WARNING

	<p>Do not directly touch electrolyte that has leaked from the battery. Electrolyte may enter the eyes and cause blindness, or may come into contact with skin or clothing and cause rashes.</p> <ul style="list-style-type: none"> • Flush with clean water without rubbing and seek medical advice.
	<p>Do not place the battery in microwave ovens or pressurized containers. Sudden application of heat or pressure may damage the battery, resulting in electrolyte leakage, overheating, smoke, rupture, or a fire.</p>
	<p>If the battery smells or leaks electrolyte, keep the battery away from fire. Failure to do so may result in electrolyte leakage, overheating, smoke, rupture, or a fire.</p>

This product, AC adaptor, and USB connection cable



WARNING



When using the product for extended periods, do not expose your skin to the product or AC adaptor for a prolonged period.

Generated heat can cause low-temperature burns.



Do not disassemble, repair, or modify the product.

This may cause the battery to short circuit or overheat, which may result in a fire or electric shock.



Do not insert foreign objects into the product.

This may cause the battery to short circuit or overheat, which may result in a fire or electric shock.









Do not allow conductive materials such as metal objects to touch the expansion bus connector.





This may cause a short circuit and overheating, which may result in battery electrolyte leakage, overheating, smoke, rupture, or a fire.











Do not place the product in microwave ovens or electromagnetic cookers.

Doing so may cause overheating, smoke, or rupture, which may result in a fire.





	<p>Do not expose the AC adaptor or USB connection cable to water or other liquids. Doing so may cause a short circuit, generation of heat, overheating, or rupture, which may result in a fire, electric shocks, or injury.</p> <ul style="list-style-type: none"> • If the product gets wet, immediately unplug the AC plug, and then contact your technical support representative.
	<p>Do not leave metal objects around or insert them into the AC adaptor, USB connection cable plug, or USB port. Doing so may cause a fire, burn, injury, or electric shock.</p>
	<p>Do not touch the product, AC adaptor, or USB connection cable during lightning storms if the product is connected to an AC adaptor. There is a remote chance of electric shock.</p>
	<p>Do not turn the volume up too loud when using headphones, etc. Listening at high volumes for extended periods may result in loss of hearing. Also, turn down the volume before connecting headphones, etc. to prevent sudden loud sounds.</p>
	<p>Keep SD cards and SIM cards out of the reach of infants and small children. Small objects are suffocation and choking hazards. In the event of accidental swallowing, seek medical help immediately.</p>
	<p>Do not operate the product while walking, driving, riding a bicycle, etc. Being distracted while engaging in these kinds of activities can cause accidents or falls.</p>








	<p>Do not use headphones, etc. while driving or in potentially dangerous areas or situations. Your inability to hear the sounds around you can cause accidents. Take special care at rail crossings, station platforms, roads, construction sites, etc.</p>
	<p>Use only specified batteries. Use of unspecified batteries may result in electrolyte leakage, overheating, smoke, rupture, or a fire.</p>
	<p><u>Immediately stop using the product if any of the following occurs.</u></p> <ul style="list-style-type: none"> – Product is damaged – Water or foreign objects enter the product – Product emits smoke – Product emits unusual smell or sound – Product becomes unusually hot <p>Continuing use may result in a fire or electric shock. Immediately turn the product off, disconnect it from the power supply, remove the battery, and then contact your technical support representative.</p>
	<p>Close the headset jack cover and interface cover when using the product near water or other liquids, and in areas with a high concentration of moisture, steam, dust, oily vapors, etc. Foreign material that enters the product may cause fire or electric shock. If foreign material enters the product, turn the product off, disconnect it from the power supply, and then remove the battery. Contact your technical support representative for support or repair.</p>




	<p>Stop using the product immediately and consult your doctor if you feel any discomfort when staring at flashing lights on the screen.</p> <p>A very small percentage of individuals may experience seizures or blackouts when exposed to certain light patterns or flashing lights for extended periods.</p>
	<p>Do not look directly at the laser beam or point the barcode reader at another person's eyes.</p> <p>This may damage the eyes.</p>
	<p>Do not do anything that may damage the AC adaptor or the USB connection cable.</p> <p>Do not damage or modify the cable, place it near hot tools, bend, twist, or pull it forcefully, place heavy objects on it, or bundle it tightly.</p> <p>Continuing to use a damaged AC adaptor or USB connection cable may result in a fire or electric shock.</p> <ul style="list-style-type: none"> • Contact your technical support representative if any malfunction occurs.
	<p>Clean dust and other debris on the AC plug regularly.</p> <p>If dust or other debris accumulates on the plug, humidity, etc. may cause a defect in the insulation, which may result in a fire.</p> <ul style="list-style-type: none"> • Pull the plug, and wipe it with a dry cloth. • Pull the plug if the product is not being used for a long period of time.
	<p>Insert the AC plug completely.</p> <p>If the plug is not inserted completely, fire due to overheating or electric shock may result.</p> <ul style="list-style-type: none"> • Do not use a damaged plug or loose AC outlet.
	<p>Do not pull or insert the AC plug if your hands are wet.</p> <p>Electric shock may result.</p>

	<p>Do not connect the AC adaptor to a power source other than a standard household AC outlet. Otherwise, a fire due to overheating may result. Connecting to a DC/AC converter (inverter) may damage the AC adaptor. On an airplane, only connect the AC adaptor/charger to an AC outlet specifically approved for such use.</p>
	<p>Do not use the product near automatic control equipment such as automatic doors, fire alarms, etc. RF signals generated by the product may interfere with the proper operation of such equipment.</p>

 **CAUTION**

	<p>Do not leave the product in areas with a high concentration of moisture, steam, dust, oily vapors, etc. for extended periods. Foreign material that enters the product may cause a fire or electric shock.</p>
	<p>Do not move the product while the USB connection cable is connected. This may result in a fire or electric shock.</p>
	<p>Do not subject the AC adaptor to any strong impact. Using the AC adaptor after a strong impact such as being dropped may result in a fire or electric shock.</p> <ul style="list-style-type: none"> • Contact your technical support representative if any malfunction occurs.
	<p>Make sure not to charge the product when it is wet. This may result in a fire or electric shock.</p>

	<p>Do not leave the product in extremely high temperature environments for an extended period. Leaving the product where it will be exposed to extremely high temperatures, such as near fire or in direct sunlight, may deform the product or cause damage or malfunction to its internal components. Using the product in these conditions may cause short circuit, insulation defects, etc., which may in turn cause a fire or electric shock.</p>
	<p>Do not expose the skin to the product when using the product in hot or cold environments. Burns, low-temperature burns, or frostbite may result. If direct contact with the skin is necessary, perform the operation as quickly as possible.</p>
	<p>Do not place the product on an unstable surface. The product may drop, resulting in an injury.</p>
	<p>Do not stack the product. If balance is lost, the product may fall over or drop, resulting in an injury.</p>
	<p>Do not look directly at the light emitter, or point the flash or barcode reader at another person's eyes. This may damage the eyes or cause temporary loss of eyesight which could result in an accident.</p>
	<p>Keep away from magnetic sources such as watches and magnetic cards. Failure to do so may cause data corruption or device malfunction.</p>
	<p>Use the supplied AC adapter and USB connection cable. Failure to do so may result in a fire or electric shock.</p>

	<p>For safety purposes, pull the plug when cleaning the product or if you will not use it for extended periods. Failure to do so may result in a fire or electric shock.</p>
	<p>If the display is damaged, be careful of broken glass or internal components that may become exposed. Failure to do so can cause injury.</p>
	<p>Take a 10–15 minute break every hour when using the product. Using the product continuously for extended periods may cause strain injuries and may have detrimental health effects on your eyes, hands, or other parts of your body.</p>

Regulatory Information (English)

This product and your health

This product, like other radio devices, emits radio frequency electromagnetic energy. Because this product operates within the guidelines found in radio frequency safety standards and recommendations, we believe this product is safe for use by consumers. These standards and recommendations reflect the consensus of the scientific community and result from deliberations of panels and committees of scientists who continually review and interpret the extensive research literature. In some situations or environments, the use of this product may be restricted by the proprietor of the building or responsible representatives of the organization. These situations may for example include:

- Using this product on board of airplanes, or
- In any other environment where the risk of interference to other devices or services is perceived or identified as harmful.

If you are uncertain of the policy that applies on the use of wireless devices in a specific organization or environment (e.g. airports), you are encouraged to ask for authorization to use this product prior to turning on the product.

Information to the user

We are not responsible for any radio or television interference caused by unauthorized modification of this product. The correction of interference caused by such unauthorized modification will be the responsibility of the user. We and our authorized resellers or distributors are not liable for damage or violation of government regulations that may arise from failing to comply with these guidelines.

Additional safety precautions

Posted facilities

- Turn off the product when in hospitals, health care facilities, or any facility where posted notices require you to do so. Hospitals and health care facilities may be using equipment that could be sensitive to external RF energy.

Pacemakers

- Medical device manufacturers recommend a minimum separation of 15 cm between a wireless device and an implanted medical device, such as a pacemaker or implanted cardioverter defibrillator, to avoid potential interference with the medical device.
- Persons with pacemakers:
 - Should ALWAYS keep this product more than 15 cm from their pacemaker when this product is turned ON;
 - Should use the ear opposite the pacemaker to minimize the potential for interference;
 - Should not carry this product in a breast pocket;
 - Should turn off the product immediately if there is any reason to suspect that interference is taking place.

Hearing aids

- Some digital wireless products may interfere with some hearing aids. In the event of such interference, consult the manufacturer of your hearing aid to discuss alternatives.

Other medical devices

- If you use any other personal medical device, consult the manufacturer of your device to determine if it is adequately shielded from external RF energy. Your physician may be able to assist you in obtaining this information.

Aircraft

- Turn off the product after boarding an aircraft, when instructed by flight staff. Obey instructions from flight staff regarding the use of the product in flight. Using this product in an aircraft may be hazardous to the aircraft's operation and disrupt wireless communication, and may also be illegal.

Potentially explosive atmosphere

- Turn off the product in areas where a potentially explosive atmosphere exists and obey all signs and instructions. Sparks in such areas could cause an explosion or fire resulting in injury or even death.
- Areas with potentially explosive atmosphere may include fueling areas, chemical plants, below deck on boats, fuel or chemical transfer or storage facilities, vehicles using petroleum or natural gas, or areas where the atmosphere contains particles such as grain, dust, or metallic powders, and any other area where you would normally be advised to turn off your vehicle engine.

Electronic devices

- This product receives and transmits radio frequency signals while switched on. Most electronic equipment is shielded from RF signals. However, certain electronic equipment may not be shielded against the RF signals from this product. Therefore, the use must be restricted in certain situations to avoid interference.

Driving

- Give full attention to driving. Driving safely is your first responsibility.
- Pull off the road and park before placing or answering a call. It is unsafe to operate the product while driving.
- Check the laws and regulations in the areas where you drive, and always obey them.

- Only qualified personnel should install the product in a vehicle. Check regularly that the product is securely mounted in your vehicle and operating properly.
- Do not place or install the product in the area over the air bag or in the air bag deployment area. If the air bag inflates, serious injury and/or damage could result.
- RF signals may affect improperly installed or inadequately shielded electronic systems in motor vehicles. Consult the manufacturer (or its representative) of the vehicle and any equipment that has been added to the vehicle regarding the use of mobile products.
- Use hands-free operation, if available and legally permitted.

Emergency communications

- Never rely solely on a mobile product for essential or emergency communications. Network connections can be affected by remaining battery level, radio signals, service networks, and other conditions, and as a result, emergency communications cannot be guaranteed in all conditions.

Antenna

- Do not replace the antenna. Unauthorized antennas, modifications, or attachments could damage the product and may violate regulations.
- Do not touch or cover the antenna area while the product is on. Call quality, power levels, and the overall performance of the product may be affected.

Volume

- Do not turn the volume up too loud when using headphones and earphones.



- Exposure to excessive sound pressure levels for extended periods may cause hearing damage.

- Being unable to hear sounds in your environment may lead to accidents.

AC adaptor

- The AC adaptor is used as the main disconnect device. Ensure that the AC outlet is installed near the product and is easily accessible.

Laser device caution

CAUTION!

THIS PRODUCT UTILIZES A LASER.

USE OF CONTROLS, ADJUSTMENTS OR PERFORMANCE OF PROCEDURES OTHER THAN THOSE SPECIFIED HEREIN MAY RESULT IN HAZARDOUS RADIATION EXPOSURE.

DO NOT OPEN COVERS AND DO NOT REPAIR YOURSELF.

REFER SERVICING TO QUALIFIED PERSONNEL.

This product is using lasers that comply with IEC 60825-1:2014 regulations.

This product utilizes a “Class 2” laser.

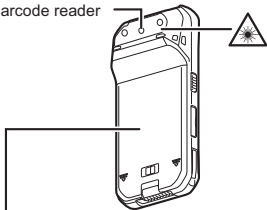
Class 2 laser readers use a low power, visible diode. As with any very bright light source, such as the sun, the user should avoid staring directly into the light beam. Momentary exposure to a Class 2 laser is not known to be harmful.

Caution: Procedures other than those specified herein may result in hazardous radiation exposure.

Labeling and device location

(The product illustration is shown with the Battery Pack (FZ-VZSUN110U) installed.)

Barcode reader



When the Battery Pack (FZ-VZSUN110U) is installed:

LASER RADIATION DO NOT STARE INTO BEAM CLASS 2 LASER PRODUCT
1 mW MAX Approx. 10 ms 630-680 nm IEC 60825-1:2014

When the Extended Life Battery Pack (FZ-VZSUN120U) is installed:

レーザー放射 ビームをのぞき込まないこと
クラス2 レーザー製品 最大 1 mW 約 10 ms 630-680 nm
JIS C 6802 (2014 年発行)

LASER RADIATION DO NOT STARE INTO BEAM CLASS 2 LASER PRODUCT
RAYONNEMENT LASER NE PAS REGARDER DANS LE FAISCEAU APPAREIL À LASER DE CLASSE 2
1 mW MAX Approx./Environ 10 ms 630-680 nm IEC 60825-1:2007 CEI 60825-1:2007
IEC 60825-1:2014 CEI 60825-1:2014

Laser radiation information

- Wavelength: 630-680 nm
- Pulse duration: approx. 10 msec
- Repetition rate: approx. 1000/18 Hz
- Maximum power: 1 mW max
- Aiming pattern angle: 48.0° horizontal, 38.0° vertical

Intended use

- This product is not intended for use as, or as part of, nuclear equipment/systems, air traffic control equipment/systems, aircraft cockpit equipment/systems^{*1}, medical devices or accessories^{*2}, life-support systems or other equipment/devices/systems that are involved with ensuring human life or safety. Panasonic will not be responsible for any liability resulting from the use of this product arising out of the foregoing uses.

*1 Aircraft cockpit equipment/systems include Class 2 Electrical Flight Bag (EFB) Systems and Class 1 EFB Systems when used during critical phases of flight (e.g., during take-off and landing) and/or mounted on to the aircraft. Class 1 EFB Systems and 2 EFB Systems are defined by FAA: AC (Advisory Circular) 120-76A or JAA: JAA TGL (Temporary Guidance Leaflets) No.36.

*2 As defined by the European Medical Device Directive (MDD) 93/42/EEC.

- Panasonic cannot guarantee any specifications, technologies, reliability, safety (e.g., Flammability/Smoke/Toxicity/Radio Frequency Emission, etc.) requirements related to aviation standards and medical equipment standards that differ from the specifications of our COTS (Commercial-Off-The-Shelf) products.
- This product is not intended for use in medical equipment including life-support systems, air traffic control systems, or

other equipment, devices or systems that are involved with ensuring human life or safety. Panasonic cannot be held responsible in any way for any damages or loss resulting from the use of this unit in these types of equipment, devices or systems, etc. This product has been designed so as to minimize shock to the LCD, the leakage of liquid (e.g., water) on to the buttons, etc., but no warranty is provided against such trouble. Therefore, as a precision instrument, be extremely careful in the handling of the product.

General information

- For body-worn operation, this product has been tested when used with a Panasonic accessory designated for this product and when used with an accessory that contains no metal and that positions front or back of this product a minimum of 5 mm from the body.


Caution

Risk of explosion if battery is replaced by an incorrect type.
Dispose of used batteries according to the instructions.

Explanation of graphical symbols on nameplate

 : Alternating current

 : Direct current

 : Class II equipment

Licenses

- This product is licensed under the MPEG-4 patent portfolio license and AVC patent portfolio license for the personal use of a consumer or other uses in which it does not receive remuneration to (i) encode video in compliance with the MPEG-4 Visual Standard and AVC Standard (“MPEG-4/AVC Video”) and/or (ii) decode MPEG-4/AVC Video that was encoded by a consumer engaged in a personal activity and/or was obtained from a video provider licensed to provide MPEG-4/AVC Video. No license is granted or shall be implied for any other use. Additional information may be obtained from MPEG LA, LLC. See <http://www.mpegla.com>.
- This product contains software licensed in compliance with GNU General Public License Version 2.0 (GPL v2.0), GNU Lesser General Public License (LGPL) or any other license. The program is free software; you can copy it, redistribute it, and modify it under the terms of the GPL v2.0, LGPL or any other license.

At least three (3) years from delivery of products, Panasonic Mobile Communications Co., Ltd. will give to any third party who contacts us at the contact information provided below, for a charge no more than our cost of physically performing source code distribution, a complete machine-readable copy of the corresponding source code covered under GPL v2.0 and LGPL or any other license.


Contact Information


oss-cd-request@gg.jp.panasonic.com

Source code is also freely available to the public via the web site listed below.

<https://panasonic.net/cns/oss/index.html>

Please note that we cannot respond to any inquiries regarding the source code.

For more details on the relevant software (including license information of GPL v2.0 and LGPL), refer to the information displayed on the following screen: home screen →  → **[Settings]** → **[About tablet]** → **[Legal information]**.

- This product includes software developed by the OpenSSL Project for use in the OpenSSL Toolkit.
(<http://www.openssl.org/source/license.html>)
- This product includes the Independent JPEG Group's software. This software is based in part on the work of the Independent JPEG Group.
- This product includes the software distributed under the terms of The FreeType Project License. This software is based in part of the work of the FreeType Team.
- This product includes the following software; ICU 1.8.1 and later Copyright (c) 1995-2011 International Business Machines Corporation and others.
- This product includes other free software or open source software.
- For more details on the relevant software (including license information), refer to the information displayed on the following screen: home screen →  → **[Settings]** → **[About tablet]** → **[Legal information]**.

- TouchSense® Technology licensed from Immersion Corporation. TouchSense and other Immersion software contained herein are protected under one or more of the U.S. Patents found at the following address www.immersion.com/patent-marking.html and other patents pending.



Panasonic Warranty

Personal / Notebook Computers - 36 Month Warranty from Date of Purchase

1. Subject to the conditions of this warranty Panasonic or its Authorised Service Centre will perform necessary service on the product without charge for parts or labour, if in the opinion of Panasonic, the product is found to be faulty within the warranty period.
2. This warranty only applies to Panasonic products purchased in Australia and sold by Panasonic Australia or its Authorised Distributors or Dealers and only where the products are used and serviced within Australia or its territories. Warranty cover only applies to service carried out by a Panasonic Authorised Service Centre and only if valid proof of purchase is presented when warranty service is requested.
3. This warranty only applies if the product has been installed and used in accordance with the manufacturer's recommendations (as noted in the operating instructions) under normal use and reasonable care (in the opinion of Panasonic). The warranty covers normal use only.
4. Toughbook/Toughpad accessories as packed in the original box such as (stylus, pens, AC charger, combo drive, etc) are covered in warranty for 12 months from the date of purchase.
5. Batteries as packed in the original box are covered in warranty for 6 months from the date of purchase. A battery is considered good if it maintains 50 % of its charge capacity during the warranty period.
6. Additional Accessories sold separate to the main Toughbook/Toughpad box are covered in warranty for 12 months.
7. Consumables sold separate to the main Toughbook/Toughpad box are covered in warranty for 6 months.
8. This warranty does not cover any of the following:

- **No Fault Found (NFF)**; any costs incurred where it is found that the Toughbook/Toughpad is functioning normally (“No Fault Found”). Panasonic reserves the right to charge the logistics cost and inspection fee for every NFF case directly to the customer.
- **Negligence, abuse, misuse**; Abuse or misuse in respect of the Toughbook/Toughpad including but not limited to: damage, malfunction or failure resulting from use of incorrect voltages, incorrect installation, accident, misuse, neglect, buildup of dirt or dust, abuse, maladjustment of customer controls, mains supply problems, thunderstorm activity, infestation by insects or vermin, tampering or repair by unauthorised persons (including unauthorised alterations), exposure to abnormally corrosive conditions or any foreign object or matter having entered the product.
- **Tolerance on LCD defect**; The Warranty excludes 3 or less faulty pixels on screen.
- **Wear and Tear**; The cost of remedying or making good solely due to:
 - Wear and Tear, gradual deterioration or oxidation, gradually developing defects, cracks, flaws or fractures;
 - Scratching or chipping of any surfaces.
- **Data**:
 - Loss of or damage to Internal Data. It is the customer’s responsibility to backup all data from the hard disk drive before sending equipment for repair. If a problem is related to the HDD or SSD, or the HDD or SSD has to be replaced, Panasonic will only reload the factory pre-installed software for the product onto the replacement drive.
 - Loss of or damage to External Data carrying material and the value to you of data stored on your Toughbook/Toughpad device. External data carrying materials and any computer program or data information recorded thereon unless stated above.

- Software and Settings; the costs of rectifying programming errors or design defects in software. The maladjustment of consumer controls such as function settings.
- 9.** This warranty does not cover the following items unless the fault or defect existed at the time of purchase: Software.
- 10.** To claim warranty service, when required, you should: Check the Panasonic web site for latest warranty contact. Prepare purchase receipt as proof of purchase date and system serial number which will be required by the Authorised Service Centre.
- 11.** The Warranty includes the repair or exchange of faulty parts within the product with items that are functionally equivalent to that as originally supplied or better – including new or refurbished parts or units – solely at Panasonic's discretion.
- 12.** Panasonic will arrange free pick up and return for approved warranty repairs within 50 km of capital city locations. Please ensure your unit is properly packed for return to the service location.
- 13.** The warranties hereby conferred do not extend to, and exclude, any costs associated with the installation, de-installation or re-installation of a product, including costs related to the mounting, de-mounting or remounting of any screen, (and any other ancillary activities), delivery, handling, freighting, transportation or insurance of the product or any part thereof or replacement of and do not extend to, and exclude, any damage or loss occurring by reason of, during, associated with, or related to such installation, de-installation, re-installation or transit.

In addition to your rights under this warranty, Panasonic products come with consumer guarantees that cannot be excluded under the Australian Consumer Law. If there is a major failure with the product, you can reject the product and elect to have a refund or to have the product replaced or if you wish you may elect to keep the goods and be compensated for the drop in value of the

goods. You are also entitled to have the product repaired or replaced if the product fails to be of acceptable quality and the failure does not amount to a major failure.

If there is a major failure in regard to the product which cannot be remedied then you must notify us within a reasonable period by contacting the Panasonic Customer Care Centre. If the failure in the product is not a major failure then Panasonic may choose to repair or replace the product and will do so in a reasonable period of time from receiving notice from you.

THIS PRODUCT IS NOT INTENDED FOR USE AS, OR AS PART OF, NUCLEAR EQUIPMENT/SYSTEMS, AIR TRAFFIC CONTROL EQUIPMENT/SYSTEMS, OR AIRCRAFT COCKPIT EQUIPMENT/SYSTEMS*¹. PANASONIC WILL NOT BE RESPONSIBLE FOR ANY LIABILITY RESULTING FROM THE USE OF THIS PRODUCT ARISING OUT OF THE FOREGOING USES.

*¹ AIRCRAFT COCKPIT EQUIPMENT/SYSTEMS include Class2 Electrical Flight Bag (EFB) Systems and Class1 EFB Systems when used during critical phases of flight (eg during take-off and landing) and/or mounted onto the aircraft Class1 EFB Systems and 2 EFB Systems are defined by FAA; AC (Advisory Circular) 120-76A or JAA; JAA TGL, (Temporary Guidance Leaflets) No 3.

**THIS WARRANTY CARD AND THE PURCHASE DOCKET
(OR SIMILAR PROOF OF PURCHASE) SHOULD BE
RETAINED BY THE CUSTOMER AT ALL TIMES**

If you require assistance regarding warranty conditions or any other enquiries, please visit the **Panasonic Australia** website <http://www.panasonic.com/au/support.html> or contact by phone on **1300 132 463**

Panasonic Australia Pty. Limited

ACN 001 592 187 ABN 83 001 592 187

1 Innovation Road, Macquarie Park NSW 2113

www.panasonic.com.au

PRO-031-F37 Issue: 4.0

01-06-2015

Panasonic Mobile Communications Co., Ltd.

600 Saedo-cho, Tsuzuki-ku, Yokohama-city,
Kanagawa 224-8539, Japan

Panasonic Australia Pty. Limited

ACN 001 592 187 ABN 83 001 592 187
1 Innovation Road, Macquarie Park, NSW 2113

Web Site : <https://panasonic.net/cns/pc/>

© Panasonic Mobile Communications Co., Ltd. 2016-2017



DHQX1308ZB/J1

DHQX1308ZB/J1

C1216-1027

Printed in Japan