

BL-BKB76 Bluetooth Keyboard Manual

Packing Include:

- 1, A Bluetooth keyboard
- 2, A IPAD bag (optional part)
- 3, A list of manual
- 4, USB charging cable (If "apple" 30PIN, charging interface don't need)

Product Features:

- 1, With Broadcom2042 as main control chip , with Bluetooth 2.0 interface .
- 2, Use industry-leading Bluetooth solution, WIDCOMM BTW Bluetooth software which is specified software by Microsoft official.
- 3, Specially design for IPAD, It will be more convenient to carry with IPAD bag .
- 4, Built-in power management software, It can automatically show the available capacity in the Microsoft Windows
- 5, Silence design, It will not affect other people's rest
- 6, It is waterproof ,dustproof, anti-pollution, anti-acid, waterproof for silicone part
- 7, work with PC and commercial mobile, It will be convenient to work .
- 8, working temperature: -20°C-55°C humidity: 20%-50%
9. built-in lithium battery, you do not need to frequently change battery

Specifications

- 1, executive standard: Bluetooth V2.0
- 2 Working distance: 10 meters
- 3, modulation system: FHSS 2.4G
- 4, transmitting power: Class 2
- 5, operating voltage: 3.0-5.0
- 6, work current: <5.0MA
- 7, standby current: 2.5MA
- 8, sleeping current: <200UA
- 9, charging current:> 100MA
- 10, standby time: 100days
- 11, Theory of working Time: 25 days
- 12, uninterrupted working time: 90 hours
- 13, charging time: 4-4.5 hours
- 14, Li-ion battery Capacity: Minimum 430MAH
- 15, lithium battery life: 3 years
- 16, lithium battery Specifications: 4.5 * 24 * 47MM
- 17, key strength: 80 ± 10g

18, key life: 500 million

19, operating temperature: -20 - +55 °C

20, Storage temperature: -40 - +70 °C

Note: When you switch on the keyboard, the power light and Bluetooth light will be on in three seconds , at this time the keyboard do not connect with any device.,But the LED light will automatically be off if the keyboard still do not connected to any device after the Led keep lighting for 5 seconds. The keyboard can connect when you switch on after your first successfully use ,the power light will keep lighting ,but the bluetooth light will be off after it successfully connect to device .

Install Bluetooth Keyboard

1, How to install bluetooth keyboard into IPAD

Step 1: Find

(1), as shown, Turn on the toggle switch ,power light and Bluetooth light will be on in 3 seconds , But after keep lighting for 5 seconds , it will be off .At this time the keyboard is in working situation .

(2),Press the connect button ,the Bluetooth light will be flashing , Power light will be lighting ,so the keyboard is in connecting situation .

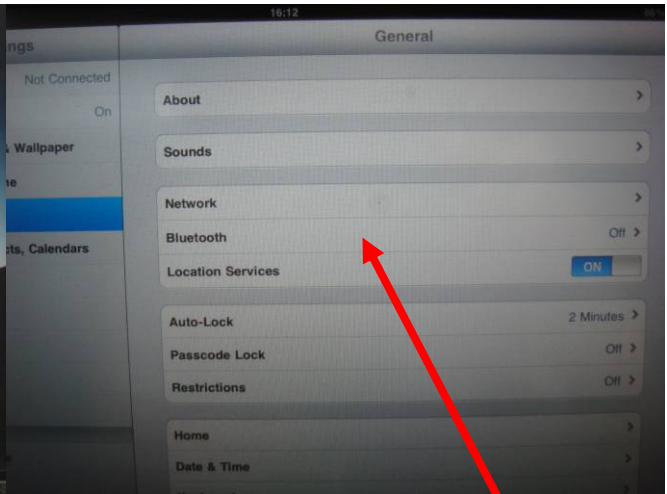


Toggle Switch connect button

(3) Click setting of the screen of the Ipad .Ipad will in setting area , then choose Bluetooth , open the bluetooth ., Ipad is in searching bluetooth keyboard working situation .

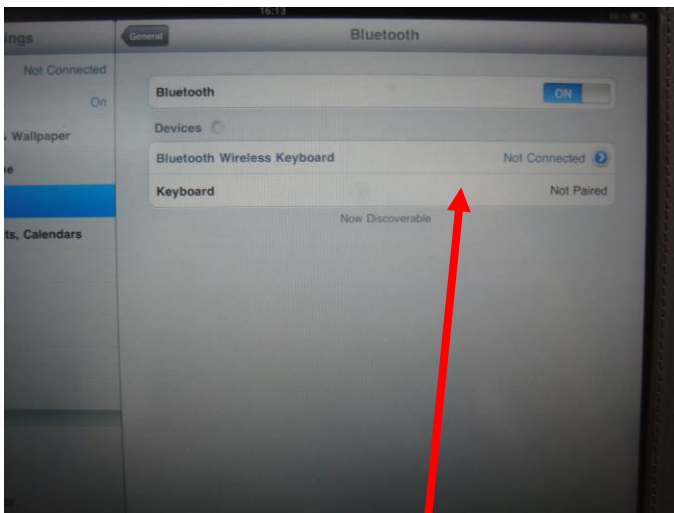


Click setting in Ipad

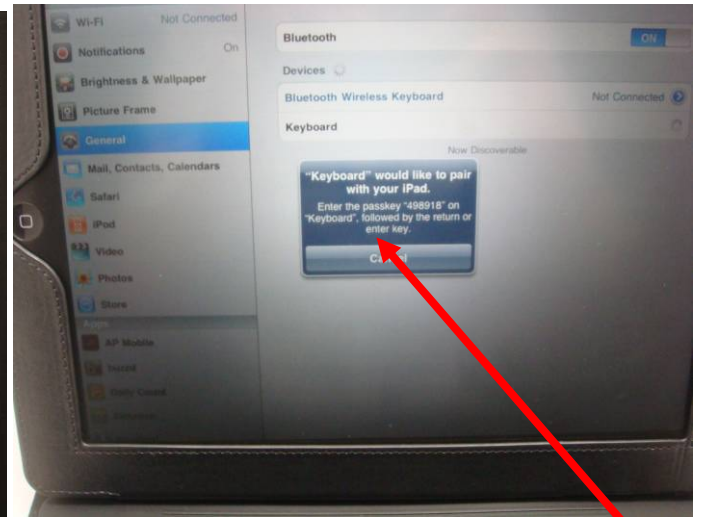


Click to open the Bluetooth

Step 2: Enter the password and connect



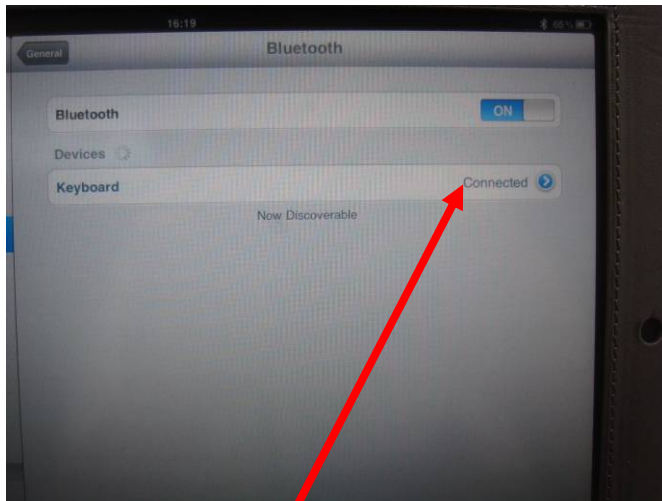
Ipad is in searching situation .It can search bluetooth keyboard .



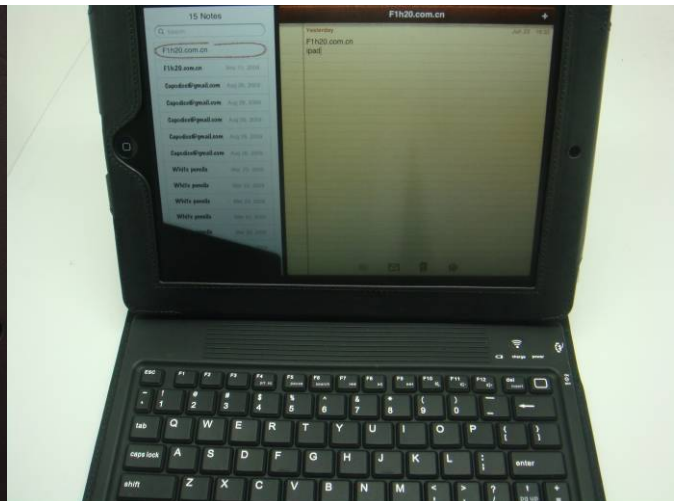
search for bluetooth keyboard and remind to enter password in the bluetooth keyboard

Note There will not have any prompt , just click enter after your enter passwork in the Ipad screen ..It will be connected successfully.

Step 3: Connect successfully , The keyboard is in working situation



Connect successfully



the keyboard is in working situation

Power light will keep lighting after it connect successfully , so the keyboard can work with IPAD successfully .The lighting power light to remind that you should turn off the keyboard when you do not use it .

Charge

The power light keep flashing in your working ,the keyboard is short of power . It is time to charge the keyboard .

Charging procedure as follows:

(1)、 Use the IPAD charger/USB charger cable plug into outlet, put one end of the plug into keyboard charging interface, as follows,



Charging interface



charging indictor light

(2) Now red indictor, after charging finish, red indictor off.(charging time: 4.5 hours.)

Storage

(1)、When you are finished using your keyboard or you will be required after the keyboard to carry , so don't forget to set aside the keyboard to switch the source OFF, turn off the keyboard's power to extend battery life

(2)When you need a long time storage your keyboard, please don't forget to pack the battery power, about half of the filling , then store your keyboard, so can make your keyboard lithium life longer.

Note: When you normally using the keyboard, or if you are not using the keyboard and didn't turn off the power switch, please don't fold or curly , so you will have been working at the keyboard, it will greatly decrease you using the keyboard.

Attentions:

1. Keep away from sharp objects.
2. Do not put heavy object on keyboard too long.
3. Do not heating it in microwave oven.
4. Don't force tensile or distortion
5. Keep away from oil or any other organic liquid.
6. Do not press the keyboard when it is in folding state.
7. Can wash silicone parts by water , alcohol, or alcohol disinfectant.

FAQ:

1. If unable to connect the Bluetooth Keyboard to the computer, or the Keyboard work unconventionally, please try the steps below:

- (1) Before you install your Bluetooth Keyboard, please make sure you have done the Bluetooth Dongle installation procedure, and the Bluetooth facility is turned on.
- (2) Press and release the connect button on the bottom of Bluetooth Keyboard. The red led light will change into a flashing mode.
- (3) Make sure that the keyboard is within the effective range---10M.
- (4) Make sure that there's no change of the Bluetooth facility. If anything changed, please kindly rematch.
- (5) If your Bluetooth facility is connected to other Bluetooth products, please kindly confirm that the speed of the Bluetooth facility is enough.
- (6) Please kindly check the batteries. If they are short of power, replace them for new ones.
- (7) Please make sure that your Bluetooth Dongle is damaged or not .

2. Every time you turn off the keyboard power and after turn on it or reboot the computer shuts down , if it is no response

- (1) After the keyboard and the computer power, re-install back, the keyboard and the computer needs to re-invent code, which may take 23 seconds of your time, if you shut down and then boot, or keyboard, disconnect the power re-opened, please you press any key on the keyboard, and then wait three seconds, your keyboard can be properly used.

TIPS: When your battery is low, low-voltage lights on the keyboard will blink, and you should give your keyboard charging, so as not to affect your work.

Federal Communication Commission Interference Statement

This equipment has been tested and found to comply with the limits for a Class B digital device. Pursuant to Part 15 of the FCC Rules. These limits are designed to provide reasonable protection against harmful interference in a residential installation. This equipment generates uses and can radiate radio frequency energy and, if no installed and used in accordance with the instructions, may cause harmful interference to radio or television reception, which can be determined by turning the equipment off and on, the user is encouraged to try to correct the interference by one of the following measures:

- Reorient or relocate the receiving antenna
- Increase the separation between the equipment and receiver.
- Connect the equipment into an outlet on a circuit different from that to which the receiver is connected
- Consult the dealer or an experienced radio/TV technician for help.

This device complies with Part 15 of the FCC Rules. Operation is subject to the following two conditions (1) This device may not cause harmful interference, and (2) this device must accept any interference received, including interference that may cause undesired operation.

FCC Caution: Any change or modifications no expressly approved by the party responsible for compliance could void the user's authority to operate this equipment.

IMPORTANT NOTE:

FCC Radiation Exposure Statement:

1. This equipment complies with FCC radiation exposure limits set forth for an uncontrolled environment. End users must follow the specific operating instructions for satisfying RF exposure compliance.
2. This transmitter must not be co-located or operating in conjunction with any other antenna or transmitter.

Important tip: After your keyboard connected with computer or iPad, if you have 15 minutes not use it, then it will enter into dormant state, and at this moment the light of keyboard power crush out. If appear dormant state phenomenon, pls don't think your keyboard is broken, you just press the key and wait 3 seconds, your keyboard will put right.