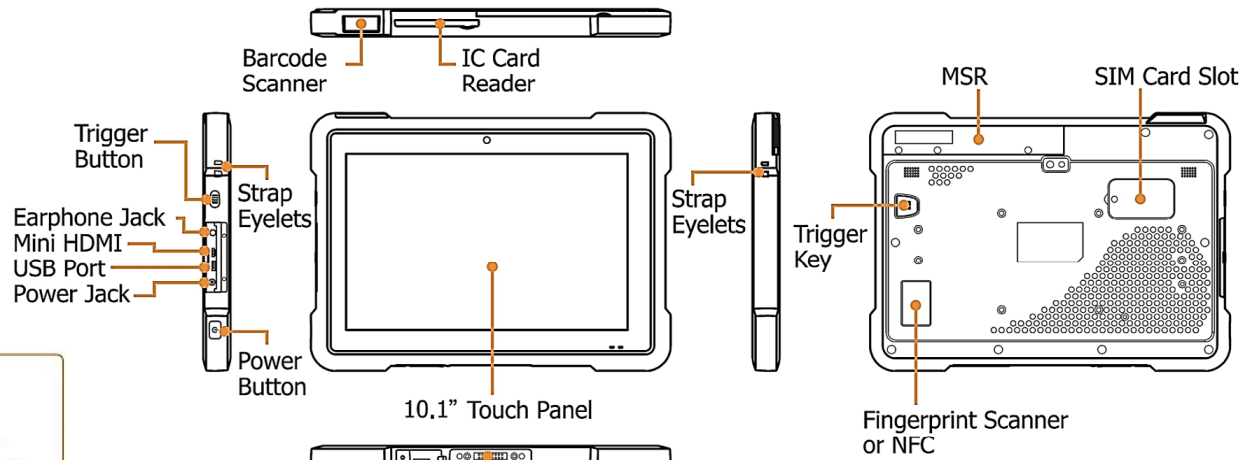




EM-300 Quick Start Guide



Identifying components



警告
使用過度恐傷視力。

注意事項
使用30分鐘請休息10分鐘。未滿2歲幼兒不看螢幕，2歲以上每天看螢幕不要超過1小時。

WARNING
The system uses a 3V CR2032 battery mounted on the mainboard to keep time. There is a risk of explosion if the wrong battery type is used when replacing. Dispose of used batteries according to local ordinance regulations.

WARNING
This is Class A Product. In domestic environment this product may cause radio interference in which case the user may be required to take adequate measures.

警告使用者
這是申請的資訊產品，在居住的環境中使用時，可能會造成射頻干擾，在這種情況下，使用者會被要求採取某些適當的對策。

Federal Communications Commission (FCC) Statement
This equipment has been tested and found to comply with the limits for a Class A digital device, pursuant to Part 15 of the FCC Rules. These limits are designed to provide reasonable protection against harmful interference when the equipment is operated in a commercial environment. This equipment generates, uses, and can radiate radio frequency energy and, if not installed and used in accordance with the instruction manual, may cause harmful interference to radio communications. Operation of this equipment in a residential area is likely to cause harmful interference in which case users will be required to correct the interference at their own expense.

Safety information

- Before installing and using the machine, take note of the following precautions:
- Do not place the unit on an unstable surface, cart, or stand.
- Do not block the slots and opening on the unit, which are provided for ventilation.
- Only use the power source indicated on the marking label. If you are not sure, contact your dealer or the Power Company.
- When replacing parts, ensure that your service technician uses parts specified by the manufacturer.
- Do not place anything on the power cord. Place the power cord where it will not be in the way of foot traffic.

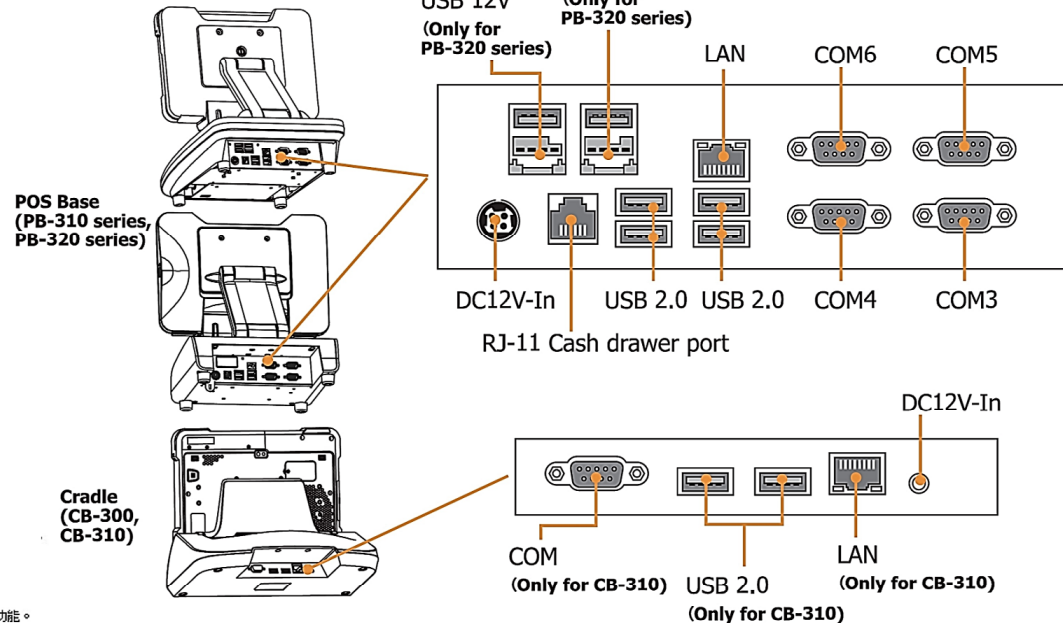
Laser Warning
The scanner module is CLASS II laser product. Avoid staring into the laser beam. The device shall be arbitrarily dismantle and dispose of the fire.

Battery notice
Li-ion batteries can be dangerous. There is a danger of explosion if the battery is incorrectly replaced. Do not expose to fire or water.

To reduce the risk of fire or burns, do not disassemble, crush, puncture, or short external contacts. Dispose of used batteries according to state or local hazardous waste requirements.

Non-modification Statement:
Changes or modifications not expressly approved by the party responsible for compliance could void the user's authority to operate the equipment.

NOTE
POS Base and Cradle are sold separately.



一般設備(低功率電波輻射性電機管理辦法第12、14條)
一經型式認證合格之低功率射頻電機，非經許可，公司、商號或使用者均不得擅自變更頻率、加大功率或變更原設計之特性及功能。
一低功率射頻電機之使用不得影響飛航安全及干擾合法通信；經發現有干擾現象時，應立即停用，並改善至無干擾時方得繼續使用。
前項合法通信，指依電信法規定作業之無線電通信。低功率射頻電機需忍受合法通信或工業、科學及醫療用電波輻射性電機設備之干擾。

EM-300 Specification

Item	EM-300
Processor	Intel® Processor Braswell N3000
OS	Windows Industry 8.1 Pro Retail, Win 10 IoT for Tablets
Memory/Storage	4G/64G
Display	10.1", 1280 x 800, 350nits
Touch	Projected capacitive touch (Multi Touch)
Bluetooth	V4.0+HS
WiFi	802.11 a/b/g/n
WWAN (option)	For data, GPRS/EDGE/WCDMA/850/900/1800/1900/2100
GPS (option)	Stand Alone & AGPS (Support Glonass), E-compass included
Sensor	G-sensor
Battery	Rechargeable Li-ion battery 7.4V, 4000mAh
Working time	5 hours@film with speaker, 50% brightness, WiFi on
Speaker	Internal, 2*0.8W
I/O	1* SIM (internal) 1* Micro SD 1* DC Jack 1* Micro HDMI 1* Earphone & MIC Jack 2* Barcode trigger 1* Micro USB female type 1* Power button 1* POGO Pins (for POS Base), including charging function
LEDs	1* red/green LED for power & system status
Power Adapter	Input:100V to 240V AC 50/60Hz 1A Output: DC 12V 3A
Dimension	W x L x T: 278mm x 199mm x 20.9mm
Temperature	Operation temperature 0°C ~ 40°C Storage temperature -20°C ~ 60°C
Humidity	5% to 95% (no condensation)
Sealing	IP54
Drop specification	1M
Optional Device Module (Factory Option)	1D barcode scanner (laser) or 2D barcode scanner (image) IC card reader ISO7816 or NFC; MSR ISO7811-Track 1, 2, 3 , Fingerprint 512dpi,
Certification	CE/FCC/VCCI/BSMI/CCC

Contact Information

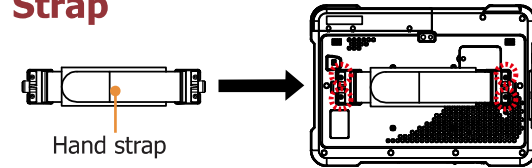
Partner Tech Corporation
10F, No.233-2, Baoqiao Rd., Xindian Dist., New Taipei City 231, Taiwan (R.O.C.)
www.partner.com.tw

POS Base/ Cradle Specification

Item	PB-310 series		PB-320 series		CB-300	CB-310
	POS Base Full	POS Base Full/ Mini	POS Base Full	POS Base Full/ Mini	Cradle Charging only	Cradle Full
USB	4	4	4	4	X	2
COM	4	4	4	4	X	1
Ethernet	1	1	1	1	X	1
Cash Drawer	1	1	1	1	X	X
DC in	12V 7.5A 90W	12V 7.5A 90W	12V 15A 180W	12V 15A 180W	12V 3A 36W	12V 3A 36W
Power USB	X	X	1*12V 1.5A, 1*24V 2.3A	1*12V 1.5A, 1*24V 2.3A	X	X
Dimension WxLxT (mm)	278 x 298.27 x 322.69	278 x 225.25 x 321.1	278 x 298.27 x 322.69	278 x 225.25 x 321.1	308.82 x 150.31 x 167.87	308.82 x 150.31 x 167.87

Installing Hand Strap

Secure the hand strap to the rear of the device with four screws.



NOTE

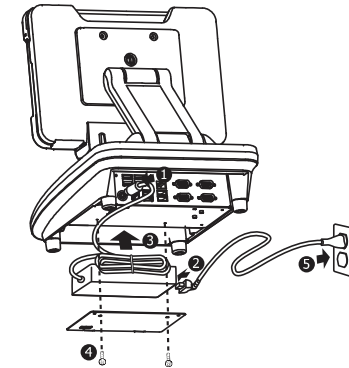
Hand strap is sold separately.

Hand strap

Installing Power Adapter (only for PB-310 series)


There are two power supply specifications 90W and 180W. Only the 90W power adapter can be installed into the compartment of the POS Base. Please follow the steps below:

1. Connect the power cable to the DC-IN connector located on the I/O panel.
2. Connect the AC power cable to the power adapter.
3. Put the power adapter and cables into the compartment.
4. Secure the compartment cover with two screws.
5. Plug the power cable into an electrical outlet.



Note

You can use cable clamps to secure cables to the bottom of the POS Base.



單元	設備名稱: 移動POS終端機 型號(型式): EM-300					
	限用物質及其化學符號					
	鉛(Pb)	汞(Hg)	鎘(Cd)	六價鉻(Cr+6)	多溴聯苯(PBB)	多溴二苯醚(PBDE)
塑料外殼	○	○	○	○	○	○
後殼	○	○	○	○	○	○
LCD Panel	—	○	○	○	○	○
電路板組件	○	○	○	○	○	○
電源線	○	○	○	○	○	○
其他線材	○	○	○	○	○	○

備考1. “超出0.1 wt %”及“超出0.01 wt %”係指限用物質之百分比含量超出百分比含量基準值。
備考2. “○”係指該項限用物質之百分比含量未超出百分比含量基準值。
備考3. “—”係指該項限用物質為排除項目。