



# *Order Management Integration Guide*

For Professional Use Only  
Currently only available in English.

---

A usage Professional Uniquement  
Disponible en Anglais uniquement pour l'instant.

## *PayPal Order Management Integration Guide*

Document Number: 100009.en\_US-200608

© 2006 PayPal Inc. All rights reserved. PayPal and the PayPal logo are registered trademarks of PayPal Inc. Other trademarks and brands are the property of their respective owners.

The information in this document belongs to PayPal Inc. It may not be used, reproduced or disclosed without the written approval of PayPal Inc. PayPal (Europe) Ltd. is authorised and regulated by the Financial Services Authority in the United Kingdom as an electronic money institution.

PayPal FSA Register Number: 226056.

Notice of non-liability:

PayPal Inc. is providing the information in this document to you iAS-ISi with all faults. PayPal Inc. makes no warranties of any kind (whether express, implied or

statutory) with respect to the information contained herein. PayPal Inc. assumes no liability for damages (whether direct or indirect), caused by errors or omissions, or resulting from the use of this document or the information contained in this document or resulting from the application or use of the product or service described herein. PayPal Inc. reserves the right to make changes to any information herein without further notice.

PayPal Inc. does not guarantee that the features described in this document will be announced or made available to anyone in the future.



# Contents

<b>Chapter P</b>	<b>Preface</b>	<b>11</b>
	This Document	11
	Intended Audience	11
	Organization of This Document	11
	Notational Conventions	12
	Documentation Problems	13
	Revision History	13
<b>Chapter 1</b>	<b>Introduction</b>	<b>15</b>
	Email	15
	Reporting	15
	Differences between Instant Payment Notification (IPN) and Payment Data Transfer (PDT)	16
	SSL Not Required for IPN	17
	PayPal-Supported Transactional Currencies	17
<b>Chapter 2</b>	<b>Payment Data Transfer</b>	<b>19</b>
	How PDT Works	19
	Enabling Payment Data Transfer	23
	Getting and Using the Identity Token	24
	PDT Notification Synch	25
	Constructing the POST	25
	PayPal Response to POST	26
	PDT and Auto Return: Messaging to Buyer	26
	Preventing Fraud	27
	Code Samples	27
<b>Chapter 3</b>	<b>Instant Payment Notification (IPN)</b>	<b>29</b>
	About IPN	29
	Setting Up IPN	30
	Activating IPN	30
	Setting Up an IPN-Processing Program	31

IPN Notification Validation: Preventing Fraud . . . . .	31
Shared Secret Per Transaction or by Profile Setting . . . . .	32
Shared Secret Validation . . . . .	32
Your HTTPS Postback to PayPal . . . . .	33
Using IPN with Multiple Currencies . . . . .	34
mc_gross and mc_fee . . . . .	34
mc_currency . . . . .	35
payment_gross and payment_fee . . . . .	35
Examples of Multi-currency IPN Variables. . . . .	35
<b>Chapter 4   Transaction History and Reporting Tools . . . . .</b>	<b>39</b>
Monthly Account Statements. . . . .	39
Online History Searching. . . . .	40
Basic Search: Time Periods . . . . .	40
Advanced Search: Key Fields . . . . .	41
Download My History . . . . .	42
Choosing a Date Range . . . . .	42
Selecting a File Format and Transaction Categories . . . . .	42
Completed Transactions Since Last Download . . . . .	43
Customizing the Download: Selecting Transaction Fields. . . . .	43
Transaction Reconciliation with the Balance Impact Column . . . . .	45
Lifecycle of a Transaction: Status . . . . .	45
Net Amount Column . . . . .	46
Dispute Report . . . . .	46
Programmatic Access to Dispute Report . . . . .	47
<b>Appendix A   IPN and PDT Variables. . . . .</b>	<b>51</b>
About These Tables of Variables. . . . .	51
Transaction-Specific Variable Values. . . . .	51
test_ipn Variable in Sandbox. . . . .	51
IPN Variables in All Posts . . . . .	52
IPN Version: notify_version . . . . .	52
Security Information: verify_sign. . . . .	52
Buyer Information . . . . .	52
Basic Information. . . . .	53
Advanced and Custom Information . . . . .	54
Website Payments Standard and Refund Information . . . . .	55
Currency and Currency Exchange. . . . .	60



Auctions . . . . . 61  
Mass Payment . . . . . 62  
    Subscriptions Variables . . . . . 64  
Dispute Notification Variables . . . . . 68  
PDT-Specific Variables . . . . . 69

**Appendix B Downloadable History Log  
Columns and Values71**

**Appendix C Country Codes . . . . .79**

**Index. . . . .85**





# List of Tables

Table P.1	Revision History . . . . .	13
Table 1.1	PayPal-Supported Currencies and Currency Codes for Transactions . . . .	17
Table 4.1	Online Search: Selectable Activity Types . . . . .	41
Table 4.2	Advanced Transaction Search: Key Fields . . . . .	41
Table A.1	IPN and PDT Variables: Buyer Information . . . . .	52
Table A.2	IPN and PDT Variables: Basic Information . . . . .	53
Table A.3	IPN and PDT Variables: Advanced and Custom Information . . . . .	54
Table A.4	IPN and PDT Variables: Website Payments Standard and Refund Information 55	
Table A.5	IPN and PDT Variables: Currency and Currency Exchange Information . .	60
Table A.6	IPN and PDT Variables: Auctions. . . . .	61
Table A.7	IPN and PDT Variables: Mass Payment . . . . .	62
Table A.8	Subscriptions Variables . . . . .	64
Table A.9	IPN Variables with Each Subscription Event . . . . .	65
Table A.10	Dispute Notification Variables. . . . .	68
Table A.11	PDT-Specific Variables . . . . .	69
Table B.1	Downloadable History Log Columns and Values . . . . .	71
Table 1:	Country Codes . . . . .	79







# List of Figures

Figure 3.1	How IPN Works: Three General Steps . . . . .	30
Figure 4.1	The History Page . . . . .	39
Figure 4.2	Download My History . . . . .	42
Figure 4.3	Customize My History Download . . . . .	44
Figure 4.4	Gross, Fee and Net Amount Calculations from History Log . . .	46
Figure 4.5	Dispute Report . . . . .	47





# Preface

---

## This Document

This release of the *PayPal Order Management Integration Guide*, a document that describes the PayPal features for managing orders, such as Payment Data Transfer (PDT), Instant Payment Notification (IPN), and Downloadable History Log, replaces the version released in December, 2005.

This document replaces portions of the Merchant User Manual and Integration Guide issued in April, 2005.

---

## Intended Audience

This document is written for merchants who use PayPal to manage order information.

---

## Organization of This Document

Chapter 1, “[Introduction](#),” gives a brief overview of the PayPal features for order management discussed in this guide.

Chapter 2, “[Payment Data Transfer](#),” describes how PDT works and how to set it up.

Chapter 3, “[Instant Payment Notification \(IPN\)](#),” describes how IPN works and how to set it up.

Chapter 4, “[Transaction History and Reporting Tools](#),” describes monthly account statements, online transaction search, the Downloadable History Log, and dispute reports.

Appendix A, “[IPN and PDT Variables](#),” is a detailed description of all variables and values returned by IPN or PDT.

Appendix B, “[Downloadable History Log Columns and Values](#),” describes the columns and values that can be included in the Downloadable History Log.

---

## Notational Conventions

This document uses typefaces to identify the characteristics of text. These typefaces and the characteristics they imply are described below:

Typeface	How Used
<i>serif italics</i>	<p>A document title.</p> <p>A term being discussed or defined. For example: A file is a readable or writable stream of characters ...</p> <p>Boolean values (not keywords). For example: The function returns true if it encounters an error.</p>
monospaced	<p>Pathnames or file names that appear in body text frames.</p> <p>Code-related names that appear in body text frames. Such names are used for functions, callbacks, arguments, data structures, and fields. For example: <code>AbstractResponseType</code> is the SOAP response type definition on which all PayPal API response methods are based.</p> <p>Components of Internet protocol requests and responses, such as HTTPS and FORM variables. For example: The PayPal system uses a <code>method=POST</code> request to return IPN status variables related to subscriptions, such as <code>txn_type</code>.</p>
<b>Serif bold</b>	<p>User interface names, such as window names or menu selections. For example: On the <b>Profile</b> page, click Email to confirm your email address.</p>
<i>San-serif oblique</i>	<p>Placeholders used in the context of a format or programming standard or formal descriptions of PayPal system syntax. Placeholders indicate values or names that the reader should provide. Example: For example, <code>amount</code> is the variable for a single-item shopping cart, but <code>amount_X</code> is the name of the variable for a multi-item shopping cart. <code>amount_3</code> is the item amount for the third item in a multiple-item shopping cart.</p>

To convey additional information, this document may also apply color and underlining to words or phrases that use the typefaces described above. Such use is described below:

Text attribute	How Used
xxxxxx	Hypertext link to a page in the current document or to another document in the set.
<u>xxxxxx</u>	Hypertext link to a URL or that initiates a web action, such as sending mail.

---

## Documentation Problems

If you discover any errors in or have any problems with this documentation, please email us by following the instructions below. Describe the error or problem as completely as possible and give us the document title, the date of the document (located at the foot of every page), and the page number or page range.

To contact Customer Service about documentation problems:

1. Go to <https://www.paypal.com/>.
2. Click **Help** in the upper left corner of the page.
3. Click **Contact Us** in the lower left of the page.
4. Choose **Help by Email**.
5. Complete the form.

---

## Revision History

Revision history for *PayPal Order Management Integration Guide*.

**TABLE P.1 Revision History**

<b>Date</b>	<b>Description</b>
October 2006	Details about the Downloadable Dispute Report. Minor additions and corrections to some variables in Appendix A.
July 2006	Minor correction to values of payment_status IPN variable.
May 2006	Description of the programmatically retrievable Disput Report. Additional IPN variable values for txn_type: merch-pmt for the Website Payments Pro monthly fee and adjustment for a resolved dispute requiring a chargeback.
October 2006	Adaptation to specifics for Germany.



# 1

## Introduction

PayPal offers four payment notification methods for backend integration:

- Email
- Reporting Tools
- Instant Payment Notification (IPN)
- Payment Data Transfer (PDT)

---

### Email

You will receive an email notification in the following cases:

- Successful Payment
- Pending Payment
- Cancelled Payment

If you do not want to receive payment notifications via email:

1. Click the **Profile** subtab of the **My Account** tab.
2. Click the **Notifications** link in the **Account Information** column.
3. Find the **Payment Notifications** heading and clear the **I receive PayPal Website Payments and Instant Purchase** checkbox.
4. Click **Save**.

---

### Reporting

PayPal's Reporting Tools provide you with the information you need to effectively measure and manage your business. With PayPal's Reporting Tools, you can:

- Analyze your revenue sources to better understand your customers' buying behavior
- Automate time-consuming bookkeeping tasks
- Accurately settle and reconcile transactions

Available reports:

- **Monthly Account Statements:** View a summary of all credits and debits that have affected your account balance each month.

- **Merchant Sales Reports:**
  - **Settlement Report (STL):** Contains only the records of all balance-affecting daily transactions. Can be coordinated with Settlement System or created independently of the moving of money.
  - **Transactions Detail Report (TDR):** Status of all transactions (including non-complete transactions such as eCheck) in the account in a 24 hour period. A super set of data contained in Settlement Report including buyer and auction data.
  - **Order Report (ODR):** List all orders created in a 24-hr period with the order ID. Only appropriate for those merchants using the order functionality on their website.
  - **Dispute Resolution Report (DRR):** List all cases that changed in status or were created in a 24-hr period. Allows a merchant to reconcile cases against money moving transactions.
- **History Log:** View an online record of your received and sent payments.
- **Downloadable Logs:** Keep track of your transaction history by downloading it into various file formats (suitable for financial settlements).

For more information about PayPal's reports, see <http://www.paypal.com/cgi-bin/webscr?cmd=p/xcl/rec/reports-intro-outside>.

---

## Differences between Instant Payment Notification (IPN) and Payment Data Transfer (PDT)

PDT's primary function is to display payment transaction details to buyers when they are automatically redirected back to your site upon payment completion; however, there are cases where you will not receive notification of all transactions, such as with pending transactions, refunds, and reversals. For these reasons, or if you are using this data to fulfill orders, PayPal strongly recommends that you also enable Instant Payment Notification (IPN).

Both IPN and PDT send back the same data; however, there are several important differences.

PDT:

- Requires Auto Return to be enabled.
- Auto Return will include an ID that can be used to query PayPal for the complete transaction details.
- It is possible to miss a notification if the user closes the browser before the redirection is complete.

IPN:

- Does not require Auto Return to be enabled.
- At the end of the website payment flow, PayPal POSTs the IPN data asynchronously (i.e. not as part of the website payment flow).
- IPNs will also POST for EFT completions, reversals, and refunds.



## SSL Not Required for IPN

Because credit card and bank information is not transmitted in Instant Payment Notification (IPN), PayPal does not require Secure Sockets Layer (SSL) to encrypt IPN transmissions.

---

## PayPal-Supported Transactional Currencies

The following currencies are supported by PayPal for use in transactions.

**TABLE 1.1 PayPal-Supported Currencies and Currency Codes for Transactions**

<b>ISO-4217 Code</b>	<b>Currency</b>
AUD	Australian Dollar
CAD	Canadian Dollar
CHF	Swiss Franc
CZK	Czech Koruna
DKK	Danish Krone
EUR	Euro
GBP	Pound Sterling
HKD	Hong Kong Dollar
HUF	Hungarian Forint
JPY	Japanese Yen
NOK	Norwegian Krone
NZD	New Zealand Dollar
PLN	Polish Zloty
SEK	Swedish Krona
SGD	Singapore Dollar
USD	U.S. Dollar



## Introduction

*PayPal-Supported Transactional Currencies*

# 2

## Payment Data Transfer

Payment Data Transfer (PDT) provides merchants with the ability to display transaction details to buyers who are redirected back to their site upon payment completion.

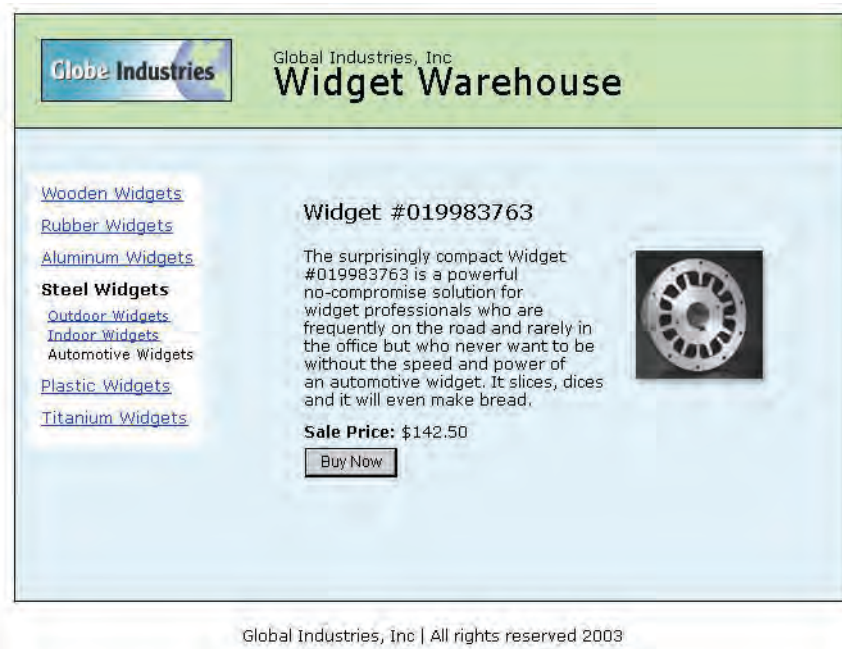
**NOTE:** You must enable Auto Return for Website Payments to use Payment Data Transfer. Auto Return brings your buyers back to your website immediately after payment completion. Auto Return applies to PayPal Website Payments, including Buy Now, Donations, Subscriptions, and Shopping Cart. For more information about Auto Return, see the [PayPal Website Payments Standard Integration Guide](#).

---

### How PDT Works

Bob is going to purchase a widget from the Widget Warehouse.

**Step 1:** Bob goes to the Widget Warehouse website, finds the widget he wants, and clicks **Buy Now**.



**Step 2:** Bob is taken to a PayPal **Payment Details** page which displays the details of the payment he is about to make.

The screenshot shows the PayPal 'Payment Details' page. At the top, it says 'Payments by PayPal' and features the 'Globe Industries' logo. The merchant is identified as 'Global Industries, Inc. Widget Warehouse'. The page is titled 'Payment Details' and includes a 'Secure Transaction' icon. A message states: 'PayPal is the secure payment processor for your seller. To continue, please enter the required information below.' A 'PRIVACY ONLINE' logo is also present. The payment details are: 'Pay To: Widget Warehouse', 'Payment For: Widget', 'Currency: U.S. Dollars', and 'Amount: \$142.50 USD'. Below this, there is a link: 'If you have never paid through PayPal, Click Here'. The 'PayPal Login' section contains an 'Email Address' field with 'bdeboe@paypal.com' and a 'PayPal Password' field. Both fields have links for 'Problems logging in?' and 'Forget your password?'. A 'Continue' button is located at the bottom right of the form.

**Step 3:** Bob enters his PayPal account information into the PayPal Login fields.

**Step 4:** Bob is then taken to a confirmation page that displays the details of his selection, information about how his automatic payments will be funded, and his shipping information. He clicks **Pay** to complete the payment.

Payments by **PayPal**

**Globe Industries** Global Industries, Inc  
**Widget Warehouse**

---

### Confirm Your Payment

Check the following details and **click the "Pay" button below** to complete your payment.

**Pay To:** Globe Industries, Inc.  
**User Status:** [Unverified Business Member \(0\)](#)  
**Payment For:** Widget  
**Quantity:** 1  
**Currency:** U.S. Dollars ⓘ  
**Amount:** \$142.50 USD  
**Shipping & Handling:** \$20.00 USD  
**Total Amount:** \$162.50 USD

---

**Source of Funds**  
**U.S. Dollar Balance:** \$162.50 USD  
[More Funding Options](#)

---

**Shipping Information**

**Ship to** 1234 Main Street Walnut Creek, CA 95599  
[Add Address](#)

**No shipping address required**

---

**Step 5:** A payment confirmation page appears that informs Bob that his payment has been completed and that he is being redirected back to the Widget Warehouse website.

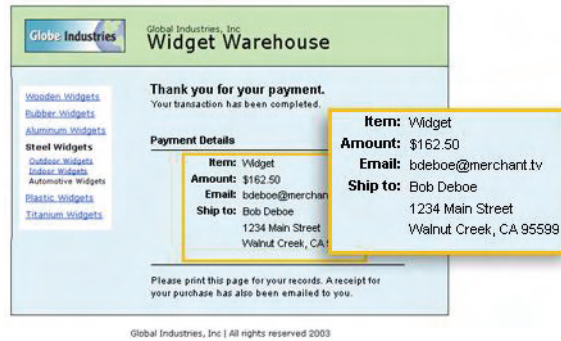


**Step 6:** A transaction token is passed to the return URL provided by the Widget Warehouse. The Widget Warehouse fetches the transaction token and retrieves the transaction details from PayPal via an HTTP POST. Included in the HTTP post is the identity token that was given to the Widget Warehouse when PDT was enabled.

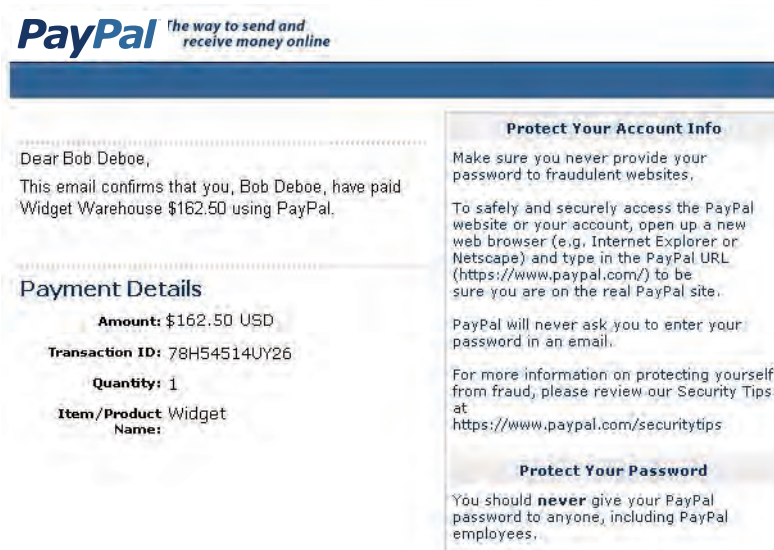
For more information about the PDT identity token, see “[Getting and Using the Identity Token](#)” on page 24. For more information about the HTTP POST, see “[PDT Notification Synch](#)” on page 25.

**Step 7:** The Widget Warehouse's Thank You page appears and displays the transaction information, again informing Bob that his transaction has been completed and a receipt for the purchase has been emailed to him. The page also displays payment details, a link to PayPal that Bob can use to view more transaction details if necessary, as well as links that he can use to continue shopping.

For example, as shown in the following diagram: Thank you for your payment. Your transaction has been completed, and a receipt for your purchase has been emailed to you. You may log into your account at [www.paypal.com](http://www.paypal.com) to view details of this transaction.



**Step 8:** Bob receives an email receipt for this transaction, confirming his purchase and including a copy of the payment details, the Widget Warehouse's business information, and his confirmed shipping address.

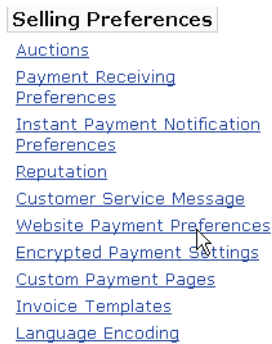


## Enabling Payment Data Transfer

To enable PDT:

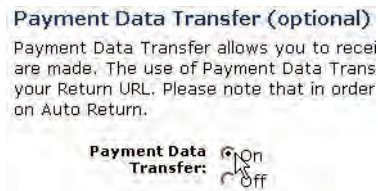
1. Click the **My Account** tab.
2. Click the **Profile** subtab.

3. Click the **Website Payment Preferences** link, as shown in the following snapshot.



The **Website Payment Preferences** page opens.

4. Click the Payment Data Transfer **On** radio button, as shown in the following diagram.



You *must* enable Auto Return in order to use Payment Data Transfer. Auto Return can also be enabled from the **Website Payment Preferences** page.

5. Click **Save**.

## Getting and Using the Identity Token

When you click **Save** and save your PDT preferences, a message appears at the top of the page indicating that you have successfully saved your preferences. Your identity token also appears in this message.



You will need to pass this identity token, along with the transaction token, to PayPal in order to receive information that confirms that a payment is complete.

---

#### Payment Data Transfer (optional)

Payment Data Transfer allows you to receive notification of successful payments as they are made. The use of Payment Data Transfer depends on your [system configuration](#) and your Return URL. Please note that in order to use Payment Data Transfer, you **must** turn on Auto Return.

Payment Data  
Transfer:  On  
 Off

Identity Token: ime8Wn6-ZISil9BdnDY4g57OzrgYomzimewyXqrwb445qFj1h8eiR3cUFhe

---

For security, the identity token is not sent to you; however, once you have enabled PDT, it permanently appears below the Payment Data Transfer On/Off radio buttons on the **Website Payments Preferences** page.

---

## PDT Notification Synch

After you have activated PDT, every time a buyer makes a website payment and is redirected to your return URL, a transaction token is sent via a FORM GET variable to this return URL.

To properly use PDT and display transaction details to your customer, you should read the transaction token from the variable `tx` and retrieve transaction details from PayPal by constructing an HTTPS POST to PayPal. This is called *notification synch* or synchronization.

### Constructing the POST

Here are the guidelines for constructing the PDT HTTPS POST to PayPal for notification synch:

1. Your POST must be sent to <https://www.paypal.com/cgi-bin/webscr>.

2. You must include the `cmd` variable with the value `_notify-synch`:

```
cmd=_notify-synch
```

3. You must include the transaction token in the variable `tx` and the value of the transaction token received via PayPal's GET:

```
tx=value_of_transaction_token
```

4. You must post your identity token using the variable `at` and the value of your PDT identity token:

```
at=your_identity_token
```

For information about the identity token, see [“Getting and Using the Identity Token”](#) on page 24.

## PayPal Response to POST

PayPal responds to the post with a single word on one line in the body of the response: SUCCESS or FAIL. When you receive a SUCCESS response, the rest of the body of the response is the transaction details, one per line, in the format *key=value* where *key* and *value* are both be URL-encoded strings. This response data needs to be parsed appropriately and then URL-decoded.

Example successful response:

```
SUCCESS
first_name=Jane+Doe
last_name=Smith
payment_status=Completed
payer_email=janedoesmith%40hotmail.com
payment_gross=3.99
mc_currency=USD
custom=For+the+purchase+of+the+rare+book+Green+Eggs+%26+Ham
...
```

If the response is FAIL, PayPal recommends making sure that:

- The Transaction token is not bad.
- The ID token is not bad.
- The tokens have not expired.

## PDT and Auto Return: Messaging to Buyer

When Auto Return, you must display a message on the page displayed by the Return URL that helps the buyer understand that the payment has been made, that the transaction has been completed, and that payment transaction details will be emailed to the buyer. You can display to your customer whatever payment details you feel are appropriate; however, PayPal recommends including the following:

- Item name
- Amount paid
- Payer email
- Shipping address

If you are using PDT to determine when to fulfill an order automatically, confirm that the `payment_status` is **Completed**, since the buyer could use methods such as EFT that do not immediately clear.

For a list of PDT variables, see [Appendix A, “IPN and PDT Variables.”](#)

---

## Preventing Fraud

In order to prevent fraud, PayPal recommends that your programs verify the following:

- `txn_id` is not a duplicate to prevent someone from reusing an old, completed transaction.
- `receiver_email` is an email address registered in your PayPal account, to prevent the payment from being sent to a fraudulent account.
- Other transaction details, such as the item number and price, to confirm that the price has not been changed.

---

## Code Samples

PayPal has made available code samples that you can use to set up PDT. These samples are available at <https://www.paypal.com/us/cgi-bin/webscr?cmd=p/xcl/rec/pdt-code>.

There are code samples for the following development environments:

- ASP/VBScript
- ColdFusion
- PERL
- PHP



# 3

## Instant Payment Notification (IPN)

Instant Payment Notification (IPN) allows you to integrate PayPal payments with your website's back-end operations. IPN provides immediate notification and confirmation of PayPal payments you receive.

This chapter details IPN in the following sections:

- [“About IPN” on page 29](#)
- [“Setting Up IPN” on page 30”](#)
- [“IPN Notification Validation: Preventing Fraud” on page 31”](#)
- [“Using IPN with Multiple Currencies” on page 34”](#)

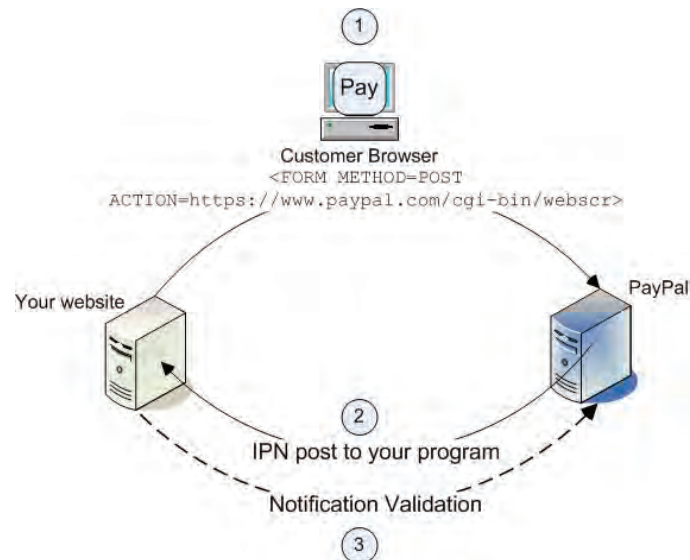
---

### About IPN

Instant Payment Notification consists of three parts:

1. A customer pays you.
2. PayPal POSTs FORM variables to a URL you specify that runs a program to process the variables.
3. You validate the notification.

**FIGURE 3.1 How IPN Works: Three General Steps**



1. A customer payment or a refund triggers IPN. This payment can be via Website Payments Standard FORMS or via the PayPal Web Services APIs for Express Checkout, MassPay, or RefundTransaction. If the payment has a “Pending” status, you receive another IPN when the payment completes, fails, or is denied.
2. PayPal posts HTML FORM variables to a program at a URL you specify. You can specify this URL either in your Profile or with the `notify_url` variable on each transaction. This post is the heart of IPN. Included in the notification is the customer’s payment information (such as customer name, payment amount). All possible variables in IPN posts are detailed in this guide. When your server receives a notification, it must process the incoming data.
3. Your server must then validate the notification to ensure that it is legitimate.

## Setting Up IPN

Setting up IPN has two parts:

1. Activating IPN for your PayPal account
2. Setting up a program on your website to process the IPN FORM variables

### Activating IPN

To activate IPN, you can either change a setting in your PayPal Profile or include the `notify_url` variable in the payment FORMS on your website.

#### Profile Setting

1. Log in to your Business or Premier PayPal account.

2. Click the **Profile** subtab.
3. Under **Selling Preferences**, click **Instant Payment Notification Preferences**.
4. Click **Edit**.
5. Click the checkbox and enter the URL of the program that will process the IPN posts.
6. Click **Save**.

#### **notify\_url**

Alternatively, you can activate IPN by including the `notify_url` variable in your PayPal button HTML. This field specifies the URL of a program that can process the IPN. For more details, see “IPN Notification Validation: Preventing Fraud” on page 31.

## Setting Up an IPN-Processing Program

The data sent to you by IPN is in the form of HTML FORM name/value pairs. At a minimum, your program must process these pairs. What other processing might be required depends on your order management needs, what kinds of database you use, and other factors outside the scope of this guide.

Code samples for the following development environments are available on the PayPal website at <http://www.paypal.com/de/cgi-bin/webscr?cmd=p/xcl/rec/ipn-code-outside>:

- ASP.Net/C#
- ASP/VBScript
- ColdFusion
- Java/JSP
- Perl
- PHP

---

## IPN Notification Validation: Preventing Fraud

After your server receives Instant Payment Notification, you must confirm that you received it. This is known as *notification validation*, which is a means for PayPal to help you prevent spoofing or “man-in-the-middle” attacks.

**IMPORTANT:** If you do not use Encrypted Website Payments (EWP) or shared secret validation, you must check the price, transaction ID, PayPal receiver email address and other data sent to you by IPN to ensure that they are correct. By examining these the data you can be sure that you are not being spoofed.

You have two methods by which you can validate the notification:

1. Sending a shared secret that only you know, described in “[Shared Secret Validation](#)” on [page 32](#). PayPal recommends this method because it ensures the validity of the data and decreases network traffic to and from your website. Shared secret validation is appropriate:
  - if you are *not* using a shared website hosting service.
  - if you have enabled SSL on your web server.
  - if you are using PayPal Encrypted Website Payments.
  - if you use the `notify_url` variable on each individual payment transaction.
2. Sending a POST back to PayPal after you receive the IPN and verify the correctness of the data, described in “[Your HTTPS Postback to PayPal](#)” on [page 33](#). Postback is appropriate:
  - if you rely on a shared website hosting service
  - if you do not have SSL enabled on your web server

Both methods rely on the concept of a notification URL, which is described in the next section.

## Shared Secret Per Transaction or by Profile Setting

The URL to which PayPal posts IPN data is called the *notification URL*. It can be set either with each individual payment transaction or globally in your Profile for all transactions:

- **Per Transaction:** If you want to receive payment notifications for different payments at different URLs (for example, if you need to separate payments to different websites you run), use the `notify_url` variable to pass the notification URL. With each payment PayPal saves the value of the `notify_url` for a specific payment, and any subsequent updates to that payment (such as a cleared eCheck) are sent to that `notify_url`. When you pass a `notify_url` in your post, it overrides the setting in your Profile.

**NOTE:** The value of `notify_url` must be URL-encoded.

- **Profile Setting.** If you want to receive your IPNs at only a single URL, enter that URL in the **Preferences** section of your Profile.

Likewise, the shared secret you can use to validate that you have received an IPN can be set either with each individual payment transaction or globally in your Profile for all transactions:

- **Per Transaction:** If you want a distinct shared secret for each notification for each payment, append a `FORM` variable name and a shared secret value to the value of the `notify_url` variable. When you pass a shared secret in your payment post, it overrides the setting in your Profile.
- **Profile Setting.** If you want the same shared secret for each and every transaction, enter that shared secret in the **Preferences** section of your Profile.

## Shared Secret Validation

The recommended method for notification validation is to use a shared secret on individual payment transactions. Add a shared secret variable and value to the value of the `notify_url`



variable to which the IPN data is posted after a payment is made. The shared secret consists of the following:

```
notify_url=yourIPNnotificationURL?shared_secret_variable_name=shared_secret_value
```

where:

*yourIPNNotificationURL* is a URL on your website at which you want to receive notification.

*shared\_secret\_variable\_name* is any variable name you want.

*shared\_secret\_value* is the shared secret itself.

For example, the value of *notify\_url* variable might look like this:

```
notify_url=https%3A//www.mysite.com/PP-IPN-Validate.cfm?secret=shhhhhh
```

### Security Considerations with Shared Secret Validation

To ensure the security of your shared secret, you should use Encrypted Website Payments (EWP). For information about EWP, see the [PayPal Website Payments Standard Checkout Integration Guide](#).

The value of the shared secret is not encrypted; it is in clear text for easier processing. Therefore, the shared secret value is recorded in your web server's access log. Be sure to practice proper security for your server access logs. If you use a web server hosting service, ensure that your provider practices proper security of your data.

**NOTE:** Your notification URL should check the validity of the returned shared secret and flag for investigation any transaction that does not have the correct shared secret.

## Your HTTPS Postback to PayPal

The second method for validating your receipt of an IPN is to post back to PayPal the exact variables and values you received in the IPN.

### Constructing the POST

Here are the guidelines for constructing the IPN HTTPS POST to PayPal for notification validation.

**NOTE:** You can implement IPN without SSL, but PayPal recommends against doing so.

1. Your POST must be sent to <https://www.paypal.com/cgi-bin/webscr>.
2. You must include the variable *cmd* with the value *\_notify-validate*:  

```
cmd=_notify-validate
```
3. You must post all the form variables you received exactly as you received them.

### PayPal Response to Postback

PayPal responds to the postback with a single word in the body of the response: VERIFIED or INVALID.

When you receive a VERIFIED response, perform the following checks:

1. Check that the `payment_status` is **Completed**.
2. If the `payment_status` is **Completed**, check the `txn_id` against the previous PayPal transaction you have processed to ensure it is not a duplicate.
3. After you have checked the `payment_status` and `txn_id`, make sure the `receiver_email` is an email address registered in your PayPal account.
4. Check that the price, `mc_gross`, and currency, `mc_currency`, are correct for the item, `item_name` or `item_number`.
5. Check the the shared secret returned to you is correct.

Once you have completed the above checks, you can update your database based on the information provided.

If you receive an `INVALID` response, you should investigate. In some cases, this response is caused by an IPN error, possibly from a change in the IPN format. To determine if it is an IPN error, first examine your code. If you need further assistance, go to <http://www.paypal.com/wf/>, click the **Seller Tools** topic, and click **Instant Payment Notification (IPN)**.

---

## Using IPN with Multiple Currencies

With multiple currencies, you can accept payments in any of the PayPal-supported currencies (see “[PayPal-Supported Transactional Currencies](#)” on page 17). As a result, your IPNs will then include information about the currency of the payment. The following overview explains how IPN interacts with multiple currencies.

**NOTE:** If you are using one of PayPal’s Website Payments solutions (e.g. PayPal Shopping Cart), and would like to be paid in a currency other than Euro, you will need to set up your buttons for your currency of choice.

### `mc_gross` and `mc_fee`

These variables reflect the amount received and corresponding fee of your payments. In order to see those variables IPN has to use the `payment_gross` variable.

- `mc_gross`: Full amount of payment received, before transaction fee.
- `mc_fee`: Transaction fee associated with the payment.

**NOTE:** `mc_fee` is not always present in IPNs, such as when a payment is pending.

- For subscription IPNs, such as `signup`, `cancel`, `modify`, `failed`, and `eot`, `mc_currency` is the currency of the subscription, rather than the currency of the payment.

**NOTE:** The variables `mc_gross` and `mc_fee` will not be added to IPNs with `txn_type`: `subscr_signup`, `subscr_cancel`, `subscr_modify`, `subscr_failed`, or `subscr_eot`.

## mc\_currency

This variable reflects the currency of mc\_gross, mc\_fee, payment\_gross, and payment\_fee amounts.

Possible values are detailed in “PayPal-Supported Transactional Currencies” on page 17.

## payment\_gross and payment\_fee

These variables reflect the amount received and corresponding fee of US Dollar (USD) payments. If the amount received and fee deducted are in a currency other than USD, the variables will still appear in your IPN, but will have no values in them.

## Examples of Multi-currency IPN Variables

### Example 1

If a user with a EUR balance receives a €100 EUR payment, the following variables will be used for the payment:

- mc\_gross and mc\_fee have values.
- payment\_gross and payment\_fee are blank.

### **EXAMPLE 3.1 Multi-currency IPN: EUR Payment**

```
payment_status = Completed
payment_gross =
payment_fee =
mc_gross = 100
mc_fee = 3.00
mc_currency = EUR
```

### Example 2

If a user with a USD balance receives a \$100 USD payment, the following variables will be used for the payment:

- mc\_gross = payment\_gross
- mc\_fee = payment\_fee

### **EXAMPLE 3.2 Multi-currency IPN: USD Payment**

```
payment_status = Completed
payment_gross = 100
payment_fee = 3.00
mc_gross = 100
mc_fee = 3.00
mc_currency = USD
```

#### Example 3

If the account is set to automatically convert payments, these variables will be used to show the conversion. This example is for a user with a EUR balance who receives a payment of 100 GBP:

##### **EXAMPLE 3.3 Mutli-currency IPN: Automatic Conversion of GBP Payment**

```
payment_status = Completed
payment_gross =
payment_fee =
mc_gross = 100
mc_fee = 3.00
mc_currency = GBP
settle_amount = 145.5
settle_currency = EUR
exchange_rate = 1.5
```

#### Example 4

If a payment received is pending due to `pending_reason = multi_currency`, the first IPN received would not have the `settle_amount`, `settle_currency`, or `exchange_rate`.

##### **EXAMPLE 3.4 Mutli-currency IPN: Pending Payment**

```
payment_status = Pending
pending_reason = multi_currency
payment_gross = mc_gross = 100
mc_currency = GBP
```

The second IPN contains information about settling the payment. If the payment is accepted into the account's primary currency, which is EUR in the following example:

##### **EXAMPLE 3.5 Pending - Convert to Primary Currency**

```
payment_status = Completed
payment_gross =
payment_fee =
mc_gross = 100
mc_fee = 3.00
mc_currency = GBP
settle_amount = 145.5
settle_currency = EUR
exchange_rate = 1.5
```

If the payment is accepted into a balance of the same currency:

##### **EXAMPLE 3.6 Pending - Accept to Currency Balance**

```
payment_status = Completed
payment_gross =
payment_fee =
mc_gross = 100
mc_fee = 3.00
```

```
mc_currency = GBP
```

If the payment is denied:

***EXAMPLE 3.7 Pending - Denied***

```
payment_status = Denied
```

```
payment_gross =
```

```
mc_gross = 100
```

```
mc_currency = GBP
```

**NOTE:** If a user receives a payment into a currency balance and later converts this amount into another currency balance, the corresponding currency conversion transaction has no IPN.



## Instant Payment Notification (IPN)

*Using IPN with Multiple Currencies*

# 4

## Transaction History and Reporting Tools

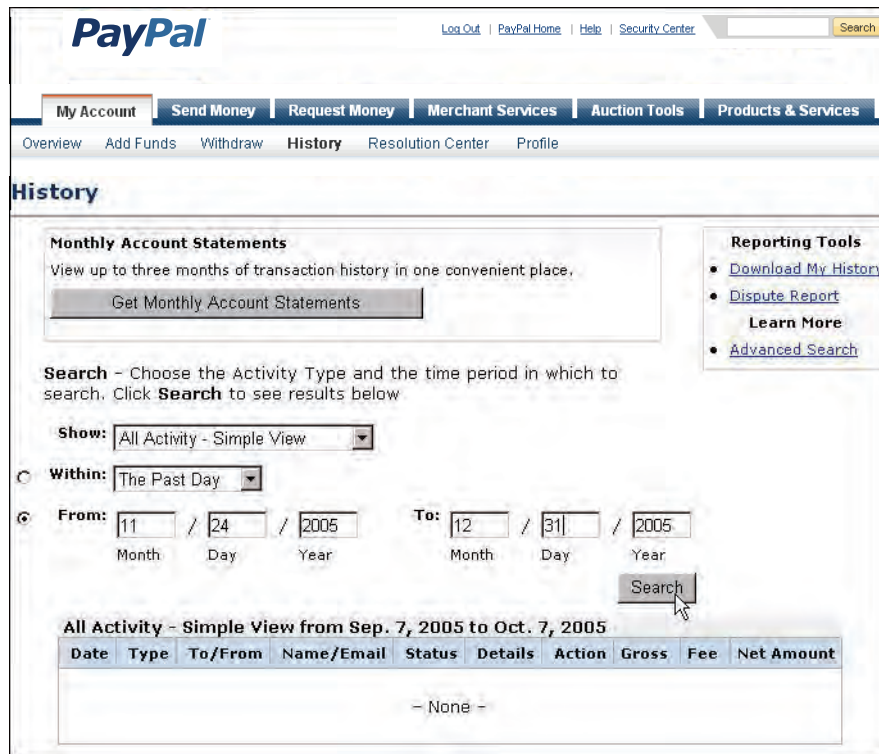
With transaction history and reporting tools, you can access monthly account statements, search specific time periods for transaction records or customer disputes, and download these search results to your local computer.

To access these features:

1. Log in to your PayPal Business or Premier account.
2. Click the **History** subtab.

The **History** page is shown in Figure 4.1, “The History Page.”

**FIGURE 4.1** The History Page



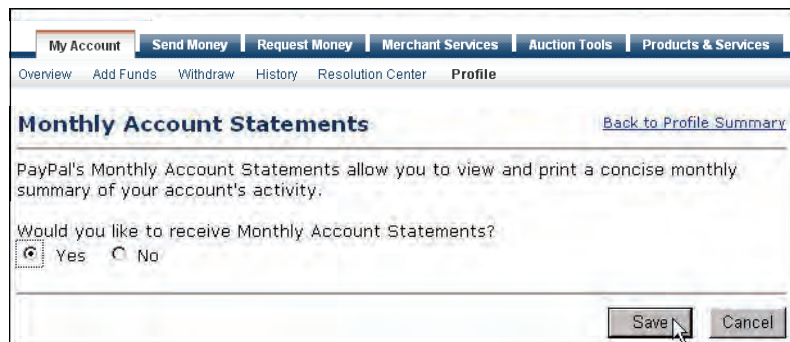
### Monthly Account Statements

After you activate this feature, you can view

monthly account statements of your transaction records. New statements become available on the 15th of each month, and the statements are retained online for up to three months.

To activate monthly account statements:

1. Click **Get Monthly Account Statements** on the **History** page.
2. On the displayed page, click the **Yes** radio button.



3. Click **Save**.

---

## Online History Searching

The **History** page gives you many options for searching the transaction records viewable online.

There are two types of searches: basic and advanced.

- With basic search, you specify the date range and type of activity you're interested in.
- With advanced search, you specify the date range and a pattern you want to find in certain fields of the transaction records.

### Basic Search: Time Periods

You have two ways to narrow the search.

1. You can select a pre-determined date range:
  - The Past Day
  - The Past Week
  - The Past Month
  - The Past Year
2. You can select an exact **From** and **To** range of day, month, and year.



**IMPORTANT:** The length of time of the date range affects how quickly you see the results. The longer the time, the slower the search. For the speediest results, try to make the range as narrow as possible.

### Basic Search: Activity Types

The default set of transactions (also called “activities”) is **All Activity- Simple View**. The selectable activity types are listed in [Table 4.1, “Online Search: Selectable Activity Types.”](#)

**TABLE 4.1 Online Search: Selectable Activity Types**

All Activity -Advanced View	Fee	Reversals	Open Authorizations: Sent or Received
All Activity Simple View	Subscriptions	Shipping	PayPal Buyer Credit
Payments Sent or Received	BillPay Transactions	Balance Affecting Transactions	
Mass Payments	Refunds	eChecks	
Money Requests	Currency Conversions	Preapproved Payments	
Funds Added or Withdrawn	Balance Transfer	Gift Certificates	

**All Activity - Advanced View** is the same as **All Activity - Simple View** except it also includes a Balance column. The Balance column can show “...” in some instances, which indicates that showing a balance is not appropriate for these kinds of transaction.

### Advanced Search: Key Fields

For an advanced search, specify the dates in the same manner as you do for basic search, as detailed in [“Basic Search: Time Periods” on page 40](#).

You can limit your search to the following fields.

**TABLE 4.2 Advanced Transaction Search: Key Fields**

Field	Matching Criteria
Email	The text you enter must exactly match an email address.
Transaction ID	Exact match.
Last Name	Any part of the text you enter can match. For example, the text <code>mit</code> matches <code>Smith</code> and <code>Mitty</code> .
Last Name, First Name	Any part of text can match.
Receipt ID	Exact match.
Item Number	Exact match.

## Download My History

**Download My History** gives you many options for selecting the transactions and fields to save to your local computer.

To access the **Download My History** page:

1. In the upper right corner of the **History** page, click **Download My History**.

**FIGURE 4.2** Download My History

My Account | Send Money | Request Money | Merchant Services | Auction Tools | Products & Services

Overview | Add Funds | Withdraw | **History** | Resolution Center | Profile

### Download History Secure Transaction

Choose from one of the two options below.

**Custom Date Range**  
Download all payments that started within the date range you specify.

From: 12 / 16 / 2005 To: 12 / 31 / 2005  
Month Day Year Month Day Year

File Types for Download:  
-- Select --

**Last Download to Present** NEW! [Learn More](#)  
Use this new option to download all completed payments since 9/16/2005.

**Note:** The first time you use this option, the start date will default to a week prior to the current date.

File Types for Download:  
-- Select --

Include Shopping Cart details (comma and tab delimited files only). [Learn More](#)

[Customize Download Fields](#)  
[Downloadable History Log Updates](#)  
**Quicken Notice!**  
[View changes to 2005 .gif file format](#)

Download History

### Choosing a Date Range

To download your history, specify the dates in the same manner as you do for basic search, as detailed in “Basic Search: Time Periods” on page 40.

### Selecting a File Format and Transaction Categories

You can choose among four file formats. Each file format can include all activity, but the comma-delimited and tab-delimited formats are limited to either completed or balance-affecting payments.

1. Comma-delimited:

- All activity
  - Completed payments
  - Balance-affecting payments
2. Tab-delimited:
    - All activity
    - Completed payments
    - Balance-affecting payments
  3. Intuit Quicken (.qif file format)
  4. Intuit QuickBooks (.iif file format)

## Completed Transactions Since Last Download

You can use the **Last Download to Present** feature to coincide with your consecutive accounting periods. It includes only completed transactions in either comma-delimited or tab-delimited format.

## Customizing the Download: Selecting Transaction Fields

You can also include any of the fields shown in [Figure 4.3, “Customize My History Download” on page 44](#). Which of these fields you include in the downloaded file depends on what you want to do with the downloaded data.

The transaction history always contains the default fields listed below. The meanings of these fields are described in [Appendix B, “Downloadable History Log Columns and Values.”](#)

- Date, Time, and Timezone
- Name
- Type, Status and Currency
- Gross, Fee, and Net
- From Email Address and To Email Address
- Transaction ID and Reference Transaction ID
- Receipt ID
- Balance

**FIGURE 4.3** *Customize My History Download*

**My Account** | Send Money | Request Money | Merchant Services | Auction Tools | Products & Services

Overview | Add Funds | Withdraw | **History** | Resolution Center | Profile

### Customize My History Download

Check the boxes next to the fields you want to download. All checked fields will be included in your downloadable log.

---

#### Default Fields

Date, Time, Timezone, Name, Type, Status, Currency, Gross, Fee, Net, From Email Address, To Email Address, Transaction ID, Reference Transaction ID, Receipt ID, Balance

---

#### PayPal Website Payments

- Item ID
- Item Title
- Invoice Number
- Custom Number
- Shipping Amount
- Insurance Amount
- Single Column Shipping Address (Address will be displayed in a single column)
- Multi-Column Shipping Address (Address will be displayed in separate columns) **NEW!**
- Counter Party Status (Verified vs. Unverified)
- Address Status (Confirmed vs. Unconfirmed)
- Sales Tax
- Option Names and Values
- Contact Phone Number

---

#### Auction Payments

- Item ID
- Item Title
- Shipping Amount
- Insurance Amount
- Auction Site
- Buyer ID
- Item URL
- Closing Date
- Single Column Shipping Address (Address will be displayed in a single column)
- Multi-Column Shipping Address (Address will be displayed in separate columns) **NEW!**
- Counter Party Status (Verified vs. Unverified)
- Address Status (Confirmed vs. Unconfirmed)
- Sales Tax

---

#### Other Fields

- Subject
- Note
- Subscription Number
- Payment Type
- Balance Impact (Any transaction that affects account balance)

Save | Cancel

## Transaction Reconciliation with the Balance Impact Column

The Balance Impact column shows the word “Credit” for a positive effect or the word “Debit” for a negative effect on your PayPal account balance.

### Credit

When you receive an instant payment or credit card transaction, the Balance Impact column indicates a credit. Other possible credits to your account are refunds, reversals and payments sent but never claimed.

In some cases, a credit line-item can update a debit for a transaction.. For example, if you send a payment initially indicated as a debit, but it is denied by the recipient, a new line-item for that transaction will indicate a credit.

### Debit

Debits are transactions that reduce your available balance. For example, refunded transactions are recorded as a debit in the Balance Impact column and as completed in the Status column.

### Memo Entries

The Balance Impact column can display a Memo entry for transactions that do not affect your balance, such as unclaimed or uncleared transactions. These kinds of transactions have no impact on your balance since neither transaction ever becomes a completed transaction.

## Lifecycle of a Transaction: Status

Every transaction in your History Log shows the transaction a status at the time the data were downloaded and its corresponding impact on your balance.

Various types of transaction statuses and scenarios can have a negative, positive, or neutral balance impact. These statuses include:

- Pending
- Held
- Completed
- Denied
- Cancelled
- Reversed

For a complete list of possible transaction statuses, see [“Status” on page 73](#).

### Pending to Completed or Cancelled

When a pending payment, such as an EFT, completes after the he buyer has sent the money from his bank, the transaction status changes from Pending to Completed.

### Status of Disputed Transactions

Transactions with a Placed status (for temporary holds) usually involve a customer dispute.

If you are found in favor in a dispute, the transaction will be updated with a new line-item to indicate a Credit. However, if the opposite is true, the Balance Impact column will not change from the Debit status for that transaction.

You can generate a dispute report that correlates the transaction to the customer and the reason for the dispute. For more information, see “Dispute Report” on page 46.

## Net Amount Column

The Net Amount of a transaction can aid in faster reconciliation.

In most cases, the Net Amount is the Gross minus Fee. When a History entry is updated (for example, in the case of a refund), the Net Amount column indicates the current net value of the transaction on a separate line-item.

**FIGURE 4.4 Gross, Fee and Net Amount Calculations from History Log**

Aug. 29, 2005

	Status	Details	Action	Gross	Fee	Net Amount
	Pending	<a href="#">Details</a>	<input type="button" value="Remind"/> <input type="button" value="Cancel"/>	€1.00 EUR	€0.00 EUR	€1.00 EUR
	Completed	<a href="#">Details</a>		-\$0.50 USD	\$0.00 USD	-\$0.50 USD
nal Interiors	Unclaimed	<a href="#">Details</a>		-\$1.00 CAD	\$0.00 CAD	-\$1.00 CAD
	Completed	<a href="#">Details</a>		-\$1.00 USD	\$0.00 USD	-\$1.00 USD
	Unclaimed	<a href="#">Details</a>		-\$1.00 CAD	\$0.00 CAD	-\$1.00 CAD

## Dispute Report

Buyers can register claims about payments; such claims are called cases. PayPal notifies merchants about new cases with email and with IPN.

There are two kinds of cases:

- **Complaint:** A buyer has used the PayPal Resolution Center to register a claim about a payment to a merchant.
 

**NOTE:** After notification about a complaint claim, merchants must log in to PayPal to use the Resolution Center to respond to the case.
- **Chargeback:** A buyer has filed a complaint with a credit card company that has resulted in a chargeback. The credit card company notifies PayPal about the reason for the chargeback. After investigating the case, PayPal notifies the merchant of any action required.

**NOTE:** The IPN messages for chargebacks resulting from a complaint are asynchronous: the IPN message for the chargeback can be sent to the merchant before the IPN message relating to the complaint. You should compare the IPN variable `parent_txn_id` of all IPN messages to match the chargeback with the complaint.

IPN variables for cases include the type of case, the reason, and other information about the case. For details about all variables and their possible values, see “Dispute Notification Variables” on page 68.

With the dispute report, you can focus only on transactions that are disputed by customers for some reason.

**FIGURE 4.5 Dispute Report**

**Dispute Report**

Your Dispute Report lets you view, sort and download the details of the buyer complaint and chargeback cases associated with your account.

**Note:** The data in this report is updated once each day. Any changes to cases after the daily update will be captured the next day.

**Search** - Choose the type of disputes to view and the time period in which to search. Then click **Search** to see your results.

**Download** - To download the information shown in the table, click **Download Dispute Report**.

Type: All Disputes Status: All

Within: The Past Day

From: 11 / 16 / 2005 To: 12 / 29 / 2005

Month Day Year Month Day Year

Search

Open Disputes and Requests - All Disputes: Aug. 30, 2005 to Sep. 29, 2005

Type	Counterparty	Transaction ID	Date	Amount	Reason	Filed On	Status	Details	Email
-- None --									

Download Dispute Report Return to History

## Programmatic Access to Dispute Report

The Downloadable Dispute Report (DDR) provides merchants with a regular report of newly created disputes and changes in the status of those cases that are already open and are in the midst of processing.

The report is designed for the merchant that processes large volumes of payments. Thus, while the report resembles the Dispute Report available via the Resolution Center within the PayPal site, the DDR differs in that it contains all open records and the invoice ID which can be used to track dispute cases based on your transactional identifiers. The DDR cannot filter on open records.

**NOTE:** To use this feature, you must sign up for the report through your PayPal Account Manager.

#### Content of the Report

The report contains information about all chargebacks and buyer complaints generated for your account. This report does not contain information about ACH returns of PayPal unauthorized complaints.

#### First DDR Report

When you first sign up for the DDR, the report contains:

- All open chargebacks, regardless of the date the case was created or the current status of the case
- All open buyer complaints, regardless of the date the case was created or the current status of the case

Use this report as a starting point against which you will read future DDR reports.

**NOTE:** If you need to regenerate the first report, contact your PayPal Account Manager and ask them to generate a first day DDR report for you.

#### Subsequent Daily DDR Reports

Following the first DDR report, reports are generated daily and contain information about dispute activity for your account in the past 24 hours, or since the last report was generated, including:

- New cases created
- Cases that were modified, including cases that were closed

#### Frequency / Archiving

The DDR is generated every day based on activity for the previous day. Days with no activity will generate an empty report.

PayPal will maintain DDR reports for seven days after which the report will not longer be available.

#### Report Set Up

To use the DDR you must:

1. Sign up for the report through your PayPal Account Manager
2. Create a unique user to download the report
3. Write code to download the report from a PayPal server

*Step 1. Sign up for the report via PayPal Account Management.* Contact your PayPal Account Manager to sign up for the Downloadable Dispute Report.

*Step 2. Create a Unique User on PayPal to Download the Report.* To use the DDR, you must use PayPal's Multi-User Access feature to create a unique user for downloading reports.

1. Login to your PayPal account.
2. Select the **Profile** subtab.



3. Click the **Multi-User Access** link under the Account Information column to open the **Multi-User Access** page.
4. Click the **Add** button. On the **Multi-User Access** page, enter the requested information into the fields provided.
5. Select the checkboxes next to each of the choices that you want the alias to have.
6. Click **Save**.

Your new user and alias appear on the **Multi-User Access** page along with a confirmation message that you have successfully added a new user to your account.

*Step 3. Write Code to Download the Report from the PayPal Server.* Write code to request the report from a PayPal server. The code must send an HTTP POST to the PayPal server. The POST must be sent from a secure server that uses HTTPS. PayPal does not accept requests from servers using HTTP.

You can automate which details you want to be prioritized in your Settlement File reports by assigning values as depicted in the sample HTML code.

The HTML code below is an example of the values that your DDR may contain. In the following example, the `uname` value is the alias created using the Multi-User Access feature.

```
<FORM ACTION="https://www.paypal.com/us/DISPUTE-REPORT-SCHED-LOGIN"
METHOD="post">
  <INPUT TYPE="hidden" NAME="day" VALUE="16">
  <INPUT TYPE="hidden" NAME="month" VALUE="09">
  <INPUT TYPE="hidden" NAME="year" VALUE="2006">
  <INPUT TYPE="hidden" NAME="uname" VALUE="queuealias2">
  <INPUT TYPE="hidden" NAME="pword" VALUE="22222222">
  <INPUT TYPE="image" VALUE="Submit">
</FORM>
```

### View the Report

You will receive an email when the report is ready. This email contains a link to the report which can you access via a browser.

You can also use the email as a trigger for your code to programmatically access the report.



# A

## IPN and PDT Variables

IPN and PDT variables are case-sensitive. All values are lowercase, except those for `payment_status`, which have an initial capital letter.

In addition, values posted by IPN are URL-encoded. For example, a colon in `http://` is encoded as `%3A` in the IPN post: `http%3A//`

---

### About These Tables of Variables

The tables in this appendix group IPN variables by different characteristics:

- “`test_ipn` Variable in Sandbox” on page 51
- “IPN Variables in All Posts” on page 52
- “Buyer Information” on page 52
- “Basic Information” on page 53
- “Advanced and Custom Information” on page 54
- “Website Payments Standard and Refund Information” on page 55
- “Currency and Currency Exchange” on page 60
- “Auctions” on page 61
- “Mass Payment” on page 62
- “Dispute Notification Variables” on page 68
- “PDT-Specific Variables” on page 69

### Transaction-Specific Variable Values

Unless otherwise indicated in the table column labeled **Possible Values**, the value of an IPN or PDT variable is always specific to the transaction whose information is being posted.

---

### `test_ipn` Variable in Sandbox

In the Sandbox environment, IPN includes the additional variable `test_ipn` with a value of 1 (one). The purpose of `test_ipn` is to provide testing programs a means to differentiate between Sandbox IPN and live IPN.

## IPN Variables in All Posts

### IPN Version: notify\_version

The value of the notify\_version variable is the version number of Instant Payment Notification that makes the post.

**NOTE:** The value notify\_version is a means for PayPal to track versions of IPN. There is no need for your programs to store this value or query it.

### Security Information: verify\_sign

The value of of verify\_sign is an encrypted string used to validate the authenticity of the transaction.

## Buyer Information

**TABLE A.1** IPN and PDT Variables: Buyer Information

Variable Name	Possible Values	Description	Character Length
address_city		City of customer's address.	40
address_country		Country of customer's address.	64
address_country_code		Two-character ISO 3166 country code	2
address_name		Name used with address (included when the customer provides a Gift Address)	128
address_state		State of customer's address	40
address_status	confirmed unconfirmed	Customer provided a confirmed address. Customer provided an unconfirmed address.	
address_street		Customer's street address.	200
address_zip		Zip code of customer's address.	20
first_name		Customer's first name	64

**TABLE A.1 IPN and PDT Variables: Buyer Information**

Variable Name	Possible Values	Description	Character Length
last_name		Customer's last name	64
payer_business_name		Customer's company name, if customer represents a business	127
payer_email		Customer's primary email address. Use this email to provide any credits.	127
payer_id		Unique customer ID.	13
payer_status	verified unverified	Customer has a Verified PayPal account. Customer has an Unverified PayPal account.	
residence_country		Two-character ISO 3166 country code	2

## Basic Information

**TABLE A.2 IPN and PDT Variables: Basic Information**

Variable Name	Possible Values	Description	Character Length
business		Email address or account ID of the payment recipient (that is, the merchant). Equivalent to the values of <code>receiver_email</code> (if payment is sent to primary account) and <code>business</code> set in the Website Payment HTML.  <b>NOTE:</b> The value of this variable is normalized to lowercase characters.	127
item_name		Item name as passed by you, the merchant. Or, if not passed by you, as entered by your customer. If this is a shopping cart transaction, PayPal will append the number of the item (e.g., <code>item_name_1</code> , <code>item_name_2</code> , and so forth).	127
item_number		Pass-through variable for you to track purchases. It will get passed back to you at the completion of the payment. If omitted, no variable will be passed back to you.	127
quantity		Quantity as entered by your customer or as passed by you, the merchant. If this is a shopping cart transaction, PayPal appends the number of the item (e.g. <code>quantity1</code> , <code>quantity2</code> ).	

**TABLE A.2 IPN and PDT Variables: Basic Information**

Variable Name	Possible Values	Description	Character Length
receiver_email		Primary email address of the payment recipient (that is, the merchant). If the payment is sent to a non-primary email address on your PayPal account, the receiver_email is still your primary email.  <b>NOTE:</b> The value of this variable is normalized to lowercase characters.	127
receiver_id		Unique account ID of the payment recipient (i.e., the merchant). This is the same as the recipient's referral ID.	13

## Advanced and Custom Information

**TABLE A.3 IPN and PDT Variables: Advanced and Custom Information**

Variable Name	Possible Values	Description	Character Length
custom		Custom value as passed by you, the merchant. These are pass-through variables that are never presented to your customer	255
invoice		Passthrough variable you can use to identify your Invoice Number for this purchase. If omitted, no variable is passed back.	127
memo		Memo as entered by your customer in PayPal Website Payments note field.	255
option_name_1		Option 1 name as requested by you. If this is a shopping cart transaction, see <a href="#">Table A.4, “IPN and PDT Variables: Website Payments Standard and Refund Information,”</a> on page 55 for more information.	64
option_name_2		Option 2 name as requested by you. If this is a shopping cart transaction, see <a href="#">Table A.4, “IPN and PDT Variables: Website Payments Standard and Refund Information,”</a> on page 55 for more information.	64
option_selection1		Option 1 choice as entered by your customer. If this is a shopping cart transaction, see <a href="#">Table A.4, “IPN and PDT Variables: Website Payments Standard and Refund Information,”</a> on page 55 for more information.	200

**TABLE A.3 IPN and PDT Variables: Advanced and Custom Information**

Variable Name	Possible Values	Description	Character Length
option_selection2		Option 2 choice as entered by your customer. If this is a shopping cart transaction, see <a href="#">Table A.4, “IPN and PDT Variables: Website Payments Standard and Refund Information,”</a> on page 55 for more information.	200
tax		Amount of tax charged on payment. If this is a shopping cart transaction, see <a href="#">Table A.4, “IPN and PDT Variables: Website Payments Standard and Refund Information,”</a> on page 55 for more information.	

## Website Payments Standard and Refund Information

**TABLE A.4 IPN and PDT Variables: Website Payments Standard and Refund Information**

Variable Name	Possible Values	Description	Character Length
auth_id	Transaction-specific	Authorization identification number	19
auth_exp	Transaction-specific	Authorization expiration date and time, in the following format: HH:MM:SS DD Mmm YY, YYYY PST	28
auth_amount	Transaction-specific	Authorization amount	
auth_status	Completed Pending Voided	Status of authorization	
mc_gross_x	Transaction-specific for multiple currencies	The amount is in the currency of mc_currency, where x is the shopping cart detail item number. The sum of mc_gross_x should total mc_gross.	
mc_handling_x	Transaction-specific for multiple currencies	The x is the shopping cart detail item number. The handling_cart cart-wide Website Payments variable is also included in the mc_handling variable; for this reason, the sum of mc_handling_x might not be equal to mc_handling	

**TABLE A.4 IPN and PDT Variables: Website Payments Standard and Refund Information**

<b>Variable Name</b>	<b>Possible Values</b>	<b>Description</b>	<b>Character Length</b>
mc_shipping_x	Transaction-specific for multiple currencies	This is the combined total of shipping and shipping2 WebsitePayments variables, where x is the shopping cart detail item number. The shippingx variable is only shown when the merchant applies a shipping amount for a specific item. Because profile shipping might apply, the sum of shippingx might not be equal to shipping.	
num_cart_items		If this is a PayPal Shopping Cart transaction, number of items in cart.	
option_name1		PayPal appends the number of the item where x represents the number of the shopping cart detail item (e.g., option_name1, option_name2).	64
option_name2		PayPal appends the number of the item where x represents the number of the shopping cart detail item (e.g., option_name2, option_name2).	64
option_selection1_x		PayPal appends the number of the item (e.g., option_selection1, option_selection2), where x represents the number of the shopping cart detail item.	200
option_selection2_x		PayPal appends the number of the item where x represents the number of the shopping cart detail item (e.g., option_selection1, option_selection2).	200
parent_txn_id		In the case of a refund, reversal, or canceled reversal, this variable contains the txn_id of the original transaction, while txn_id contains a new ID for the new transaction.	19
payment_date		Time/Date stamp generated by PayPal, in the following format: HH:MM:SS DD Mmm YY, YYYY PST	28



**TABLE A.4 IPN and PDT Variables: Website Payments Standard and Refund Information**

Variable Name	Possible Values	Description	Character Length
payment_status	Canceled Reversal Completed Denied Expired Failed Pending Processed Refunded Reversed Voided	<p>The status of the payment:</p> <p>Canceled_Reversal: A reversal has been canceled. For example, you won a dispute with the customer, and the funds for the transaction that was reversed have been returned to you.</p> <p>Completed: The payment has been completed, and the funds have been added successfully to your account balance.</p> <p>Denied: You denied the payment. This happens only if the payment was previously pending because of possible reasons described for the PendingReason element.</p> <p>Expired: This authorization has expired and cannot be captured.</p> <p>Failed: The payment has failed. This happens only if the payment was made from your customer's bank account.</p> <p>Pending: The payment is pending. See <a href="#">pending_reason</a> for more information.</p> <p>Refunded: You refunded the payment.</p> <p>Reversed: A payment was reversed due to a chargeback or other type of reversal. The funds have been removed from your account balance and returned to the buyer. The reason for the reversal is specified in the ReasonCode element.</p> <p>Processed: A payment has been accepted.</p> <p>Voided: This authorization has been voided.</p>	
payment_type	echeck instant	<p>echeck: This payment was funded with an eCheck or EFT.</p> <p>instant: This payment was funded with PayPal balance, ELV, giropay, credit card, or Instant Transfer.</p>	

**TABLE A.4 IPN and PDT Variables: Website Payments Standard and Refund Information**

Variable Name	Possible Values	Description	Character Length
pending_reason	address authorization echeck intl multi-currency unilateral upgrade verify other	<p>This variable is set only if <code>payment_status = Pending</code>.</p> <p><b>address:</b> The payment is pending because your customer did not include a confirmed shipping address and your Payment Receiving Preferences is set to allow you to manually accept or deny each of these payments. To change your preference, go to the <b>Preferences</b> section of your <b>Profile</b>.</p> <p><b>authorization:</b> You set <code>&lt;PaymentAction&gt; Authorization&lt;/PaymentAction&gt;</code> on <code>SetExpressCheckoutRequest</code> and have not yet captured funds.</p> <p><b>echeck:</b> The payment is pending because it was made by mEFT and PayPal hasn't received the funds yet or an eCheck that has not yet cleared.</p> <p><b>intl:</b> The payment is pending because you hold a non-U.S. account and do not have a withdrawal mechanism. You must manually accept or deny this payment from your <b>Account Overview</b>.</p> <p><b>multi-currency:</b> You do not have a balance in the currency sent, and you do not have your <b>Payment Receiving Preferences</b> set to automatically convert and accept this payment. You must manually accept or deny this payment.</p> <p><b>unilateral:</b> The payment is pending because it was made to an email address that is not yet registered or confirmed.</p> <p><b>upgrade:</b> The payment is pending because it was made via credit card and you must upgrade your account to Business or Premier status in order to receive the funds. <code>upgrade</code> can also mean that you have reached the monthly limit for transactions on your account.</p> <p><b>verify:</b> The payment is pending because you are not yet verified. You must verify your account before you can accept this payment.</p> <p><b>other:</b> The payment is pending for a reason other than those listed above. For more information, contact PayPal Customer Service.</p>	

**TABLE A.4 IPN and PDT Variables: Website Payments Standard and Refund Information**

Variable Name	Possible Values	Description	Character Length
reason_code	chargeback guarantee buyer_complaint refund other	This variable is set if payment_status =Reversed , Refunded, or Cancelled_Reversal chargeback: A reversal has occurred on this transaction due to a chargeback by your customer. guarantee: A reversal has occurred on this transaction due to your customer triggering a money-back guarantee. buyer-complaint: A reversal has occurred on this transaction due to a complaint about the transaction from your customer. refund: A reversal has occurred on this transaction because you have given the customer a refund. other: A reversal has occurred on this transaction due to a reason not listed above.	
remaining_settle	Transaction-specific	Remaining amount that can be captured with Authorization and Capture	
shipping	Transaction-specific	Shipping charges associated with this transaction. Format: unsigned, no currency symbol, two decimal places.	
tax		PayPal appends the number of the item (e.g., item_name1, item_name2). The tax_x variable is included only if there was a specific tax amount applied to a particular shopping cart item. Because profile tax may apply to other items in the cart, the sum of tax_x might not total to tax.	
transaction_entity	auth reauth order payment	Authorization and Capture transaction entity	
txn_id		A unique transaction ID generated by PayPal.	19
txn_type	cart express_checkout send_money virtual_terminal web-accept	cart: Transaction created by a customer: <ul style="list-style-type: none"> <li>• Via the PayPal Shopping Cart feature.</li> <li>• Via Express Checkout when the cart contains multiple items.</li> </ul> express_checkout: Transaction created by Express Checkout when the customer's cart contains a single item. send-money: Transaction created by customer from the <b>Send Money</b> tab on the PayPal website. virtual_terminal: Transaction created with Virtual Terminal. web-accept: Transaction created by customer via Buy Now, Donation, or Auction Smart Logos.	

## Currency and Currency Exchange

**TABLE A.5 IPN and PDT Variables: Currency and Currency Exchange Information**

Variable Name	Possible Values	Description	Character Length
exchange_rate		Exchange rate used if a currency conversion occurred.	
mc_currency	Three-character currency code. See table of supported currencies.	For payment IPNs, this is the currency of the payment. For non-payment subscription IPNs, this is the currency of the subscription.	
mc_fee		Transaction fee associated with the payment. mc_gross minus mc_fee equals the amount deposited into the receiver_email account. Equivalent to payment_fee for USD payments. If this amount is negative, it signifies a refund or reversal, and either of those payment statuses can be for the full or partial amount of the original transaction fee.	
mc_gross		Full amount of the customer's payment, before transaction fee is subtracted. Equivalent to payment_gross for USD payments. If this amount is negative, it signifies a refund or reversal, and either of those payment statuses can be for the full or partial amount of the original transaction.	
mc_handling#		Total handling amount associated with the transaction. If this is a shopping cart transaction, see <a href="#">Table A.4, "IPN and PDT Variables: Website Payments Standard and Refund Information,"</a> on page 55 for more information.	
mc_shipping#		Total shipping amount associated with the transaction. If this is a shopping cart transaction, see <a href="#">Table A.4, "IPN and PDT Variables: Website Payments Standard and Refund Information,"</a> on page 55 for more information.	
payment_fee	Transaction-specific for USD payments only	USD transaction fee associated with the payment. payment_gross minus payment_fee equals the amount deposited into the receiver email account. Is empty for non-USD payments. If this amount is negative, it signifies a refund or reversal, and either of those payment statuses can be for the full or partial amount of the original transaction fee.	

**NOTE:** This is a deprecated field. Use mc\_fee instead.

**TABLE A.5 IPN and PDT Variables: Currency and Currency Exchange Information**

Variable Name	Possible Values	Description	Character Length
payment_gross	Transaction-specific for USD payments only	Full USD amount of the customer's payment, before transaction fee is subtracted. Will be empty for non-USD payments. This is a legacy field replaced by mc_gross. If this amount is negative, it signifies a refund or reversal, and either of those payment statuses can be for the full or partial amount of the original transaction.	
settle_amount		Amount that is deposited into the account's primary balance after a currency conversion from automatic conversion (through your Payment Receiving Preferences) or manual conversion (through manually accepting a payment).	
settle_currency	Three-character currency code. See table of supported currencies.	Currency of settle_amount.	

## Auctions

**TABLE A.6 IPN and PDT Variables: Auctions**

Variable Name	Possible Values	Description	Character Length
auction_buyer_id		The customer's auction ID.	64
auction_closing_date		The auction's close date, in the following format: HH:MM:SS DD Mmm YY, YYYY PST	28
auction_multi_item		The number of items purchased in multi-item auction payments. It allows you to count the mc_gross or payment_gross for the first IPN you receive from a multi-item auction (auction_multi_item), since each item from the auction will generate an Instant Payment Notification showing the amount for the entire auction.	
for_auction	true	This is an auction payment—payments made using Pay for eBay Items or Smart Logos—as well as Send Money/Money Request payments with the type <b>eBay items</b> or <b>Auction Goods (non-eBay)</b> .	

## Mass Payment

**TABLE A.7 IPN and PDT Variables: Mass Payment**

Variable Name	Possible Values	Description	Character Length
masspay_ txn_id_x		For Mass Payments, a unique transaction ID generated by the PayPal system, where x is the record number of the mass pay item	19
mc_currency_x	Transaction-specific for multiple currencies	For Mass Payments, the currency of the amount and fee, where x is the record number the mass pay item	
mc_fee_x	Transaction-specific for multiple Currencies	For Mass Payments, the transaction fee associated with the payment, where x is the record number the mass pay item	
mc_gross_x	Transaction-specific for Multiple Currencies	The gross amount for the amount, where x is the record number the mass pay item	
payment_date		For Mass Payments, the first IPN is the date/time when the record set is processed and the second IPN is the date/time when all payments are completed/returned. Format: HH:MM:SS DD Mmm YY, YYYY PST	28
payment_fee_x	Transaction-specific for EUR payments only	If the payment is EUR, then the value is the same as that for mc_fee_x, where x is the record number; if the currency is not EUR, then this is an empty string. <b>NOTE:</b> This is a deprecated field. Use mc_fee_x instead.	
payment_gross_x	Transaction-specific for USD payments only	If the payment is USD, then the value for this is the same as that for the mc_gross_x, where x is the record number the mass pay item. If the currency is not USD, this is an empty string. <b>NOTE:</b> This is a deprecated field. Use mc_gross_x instead.	
payment_status	Completed Denied Processed	Completed: For Mass Payments, this means that all of your payments have been claimed, or after a period of 30 days, unclaimed payments have been returned to you. Denied: For Mass Payments, this means that your funds were not sent and the Mass Payment was not initiated. This may have been caused by lack of funds. Processed: Your Mass Payment has been processed and all payments have been sent.	

**TABLE A.7 IPN and PDT Variables: Mass Payment**

<b>Variable Name</b>	<b>Possible Values</b>	<b>Description</b>	<b>Character Length</b>
reason_code	1001 1003 1004	This variable is only set if status = Failed. 1001: Invalid UserID. 1003: Country of Residence check failure 1004: Country of Funding Source check failure	
receiver_email_x		For Mass Payments, the primary email address of the payment recipient, where x is the record number of the mass pay item	127
status_x	Completed Failed Reversed Unclaimed	For Mass Payments, the status of the payment, where x is the record number Completed: The payment has been processed, regardless of whether this was originally a unilateral payment Failed: The payment failed because of insufficient PayPal balance. Reversed: This is for unilateral payments that were not claimed after 30 days and have been returned to the sender. Or the funds have been returned because the Receiver's account was locked. Unclaimed: This is for unilateral payments that are unclaimed.	
txn_type	masspay	This payment was sent via Mass Payment	
unique_id_x		For Mass Payments, the unique ID from input, where x is the record number. This allows the merchant to cross-reference the payment	13

## Subscriptions Variables

Along with other IPN variables, the following variables are included in Subscriptions IPNs.

**TABLE A.8 Subscriptions Variables**

Variable	Possible Values	Description	Character Limit
txn_type	subscr-failed subscr-cancel subscr-payment subscr-signup subscr-eot subscr-modify	subscr_signup: subscription sign-up. subscr_cancel: subscription cancellation. subscr_failed: subscription payment failure. subscr_payment: subscription payment. subscr_eot: subscription's end-of-term. subscr_modify: subscription modification.	
subscr_date		Start date or cancellation date depending on whether transaction is subscr_signup or subscr_cancel. Time/Date stamp generated by PayPal , in the following format: HH:MM:SS DD Mmm YY, YYYY PST	
subscr_effective		Date when the subscription modification will be effective (only for txn_type = subscr_modify). Time/Date stamp generated by PayPal , in the following format: HH:MM:SS DD Mmm YY, YYYY PST	
period1		(optional) Trial subscription interval in days, weeks, months, years (example: a 4 day interval is "period1: 4 D").	
period2		(optional) Trial subscription interval in days, weeks, months, or years.	
period3		Regular subscription interval in days, weeks, months, or years.	
amount1		Amount of payment for trial period 1 for USD payments; otherwise blank (optional).	
amount2		Amount of payment for trial period 2 for USD payments; otherwise blank (optional).	
amount3		Amount of payment for regular subscription period for USD payments; otherwise blank.	
mc_amount1		Amount of payment for trial period 1, regardless of currency (optional).	
mc_amount2		Amount of payment for trial period 2, regardless of currency (optional).	



**TABLE A.8 Subscriptions Variables**

Variable	Possible Values	Description	Character Limit
mc_amount3		Amount of payment for regular subscription period, regardless of currency.	
mc_currency	See table of supported currencies.	For non-payment subscriptions IPNs (i.e., txn_type= signup, cancel, failed, eot, or modify), this is the currency of the subscription. For payment IPNs, it is the currency of the payment (i.e., txn_type = subscr_payment)	
recurring		Indicates whether regular rate recurs (1 is yes, blank is no).	
reattempt		Indicates whether reattempts should occur upon payment failures (1 is yes, blank is no).	
retry_at		Date PayPal will retry a failed subscription payment.	
recur_times		The number of payment installments that will occur at the regular rate.	
username		(optional) Username generated by PayPal and given to subscriber to access the subscription.	64
password		(optional) Password generated by PayPal and given to subscriber to access the subscription (password will be encrypted).	24
subscr_id		ID generated by PayPal for the subscriber.	19

### Variables for Each Subscription Event

The following table shows which variables are associated and can be included in IPN posts with each subscription event type.

*About payment\_status and txn\_type with Subscription IPN.* In IPN messages posted by Subscription events, the payment\_status variable is sent when a payment or refund occurs. For all other events, the pertinent variable is txn\_type.

**TABLE A.9 IPN Variables with Each Subscription Event**

Variable	Signup	Cancel	Modify	Payment (USD)	Payment (Multi-Currency)	Refund	Failed	EOT
<b>Basic Information</b>								
business	X	X	X	X	X		X	X
receiver_email	X	X	X	X	X		X	X
receiver_id				X	X			
item_name	X	X	X	X	X		X	X

**TABLE A.9 IPN Variables with Each Subscription Event**

Variable	Signup	Cancel	Modify	Payment (USD)	Payment (Multi-Currency)	Refund	Failed	EOT
item_number	X	X	X	X	X		X	X
<b>Advanced and Custom Information</b>								
invoice	X	X	X	X	X		X	X
custom	X	X	X	X	X		X	X
option_name1	X	X	X	X	X		X	X
option_selection1	X	X	X	X	X		X	X
option_name2	X	X	X	X	X		X	X
option_selection2	X	X	X	X	X		X	X
<b>Transaction Information</b>								
payment_status				X	X	X		
pending_reason				X	X			
reason_code				X	X			
payment_date				X	X			
txn_id				X	X			
parent_txn_id				X	X			
txn_type	subscr_signup	subscr_cancel	subscr_modify	subscr_payment			subscr_failed	subscr_eot
<b>Currency and Exchange information</b>								
mc_gross				X	X			
mc_fee				X	X			
mc_currency	X	X	X	X	X		X	X
settle_amount				X	X			
exchange_rate				X	X			
payment_gross				X			X	X
payment_fee				X				
<b>Buyer Information</b>								
first_name	X	X	X	X	X		X	X

TABLE A.9 IPN Variables with Each Subscription Event

Variable	Signup	Cancel	Modify	Payment (USD)	Payment (Multi-Currency)	Refund	Failed	EOT
last_name	X	X	X	X	X		X	X
payer_business_name	X	X	X	X	X		X	
address_name	X	X	X	X	X		X	
address_street	X	X	X	X	X		X	
address_city	X	X	X	X	X		X	
address_state	X	X	X	X	X		X	
address_zip	X	X	X	X	X		X	
address_country	X	X	X	X	X		X	
payer_email	X	X	X	X	X		X	X
payer_id	X	X	X	X	X		X	X
payer_status	X	X	X	X	X		X	X
payment_type				X	X			
<b>Subscription Information</b>								
subscr_date	X	X	X					
subscr_effective			X					
period1	X	X	X					
period2	X	X	X					
period3	X	X	X					
amount1	X	X	X					
amount2	X	X	X					
amount3	X	X	X					
mc_amount1	X	X	X					
mc_amount2	X	X	X					
recurring	X	X	X					
reattempt	X	X	X					
retry_at							X	

**TABLE A.9 IPN Variables with Each Subscription Event**

Variable	Signup	Cancel	Modify	Payment (USD)	Payment (Multi-Currency)	Refund	Failed	EOT
recur_times	X	X	X					
username	X	X	X	X	X		X	X
password	X	X	X	X	X		X	X
subscr_id	X	X	X	X	X		X	X

## Dispute Notification Variables

**TABLE A.10 Dispute Notification Variables**

Variable	Possible Values	Description
txn_type	new_case	A new case has been registered.
txn_type	adjustment	A case has been resolved and closed.
txn_id		The merchant's original transaction identification number for the payment from the buyer, against which the case was registered.
case_id		Case identification number. Format: PP- <i>nnn</i> - <i>nnn</i> - <i>nnn</i> where <i>n</i> is any numeric character.
case_type	complaint chargeback	<ul style="list-style-type: none"> <li>complaint: A buyer has logged a complaint through the PayPal Resolution Center.</li> <li>chargeback: A buyer has filed a chargeback with his credit card company, which has notified PayPal of the reason for the chargeback.</li> </ul>
case_creation_date	Transaction-specific	Date and time case was registered, in the following format: HH:MM:SS DD Mmm YY, YYYY PST
reason_code	Depends on value of case_type	Reason for the case.
reason_code	Values for case_type complaint	
	non_receipt	Buyer claims that he did not receive goods or service.

**TABLE A.10 Dispute Notification Variables**

Variable	Possible Values	Description
	not_as_described	Buyer claims that the goods or service received differ from merchant's description of the goods or service.
reason_code Values for case_type chargeback		
	unauthorized	
	adjustment_reimburse	A case that has been resolved and close requires a reimbursement.
	non_receipt	Buyer claims that he did not receive goods or service.
	duplicate	Buyer claims that a possible duplicate payment was made to the merchant.
	merchandise	Buyer claims that the received merchandise is unsatisfactory, defective, or damaged.
	special	Some other reason. Usually, special indicates a credit card processing error for which the merchant is not responsible and for which no debit to the merchant will result. PayPal must review the documentation from the credit card company to determine the nature of the dispute and possibly contact the merchant to resolve it.

## PDT-Specific Variables

The following variables apply *only* to PDT.

**TABLE A.11 PDT-Specific Variables**

Variable	Description
amt	Amount of the transaction
cc	Currency code
cm	Custom message
st	Transaction status
tx	Transaction ID/PDT token



# B

## Downloadable History Log Columns and Values

**TABLE B.1** Downloadable History Log Columns and Values

Column Heading	Description	Format	Payment Button Variable	Related IPN Variable
Date	Date transaction was initiated (according to PayPal system time, US-Pacific time zone). Log sorted in reverse chronological order by Date (most recent first)	[M]M/[D]D/Y YYY		payment_date subscr_date
Time	Time transaction was initiated (according to PayPal system time, US-Pacific time zone).	HH:MM:SS		
Timezone	The time zone used for recording transactions in your PayPal account.	Alphanumeric; three-character codes		
Name	Name of counterparty. If counterparty is a PayPal verified user, this field will contain the user's first and last name. If counterparty is not a verified user, field will contain the user's email address.	alphanumeric; 128-character limit	first_name last_name	

**TABLE B.1 Downloadable History Log Columns and Values**

Column Heading	Description	Format	Payment Button Variable	Related IPN Variable
Type	Type of transaction: Add Funds from a Bank Account ATM Withdrawal ATM Withdrawal Reversal Auction Payment Received Auction Payment Sent Canceled Fee Canceled Payment Canceled Transfer Chargeback Settlement Check Withdrawal from PayPal Currency Conversion Debit Card Cash Advance Debit Card Purchase Dividend From PayPal Money Market eCheck Received eCheck Sent Funds Added with a Personal Check Guarantee Reimbursement Payment Received Payment Sent PayPal PayPal Balance Adjustment Referral Bonus Refund Shopping Cart Payment Received Shopping Cart Payment Sent Subscription Payment Received Subscription Payment Sent Transfer Update to Add Funds from a Bank Account Update to Debit Card Credit Update to eCheck Received Update to Payment Received Update to Payment Sent continued...	alphanumeric; 39-character limit		txn_type



**TABLE B.1 Downloadable History Log Columns and Values**

<b>Column Heading</b>	<b>Description</b>	<b>Format</b>	<b>Payment Button Variable</b>	<b>Related IPN Variable</b>
Type (continued)	Update to Reversal Update to Web Accept Payment Received Virtual Debit Card Authorization Virtual Debit Card Credit Received Virtual Debit Card Purchase Virtual Debt Card Credit Received Web Accept Payment Received Web Accept Payment Sent Withdraw Funds to a Bank Account			
Status	Status of transaction at time of download: Canceled Cleared Completed Denied Expired Failed Pending Refunded Returned Reversed Unclaimed Uncleared	alphanumeric; 10-character limit		payment_ status pending_ reason
Subject	Subject of transaction as entered by counterparty	alphanumeric; 256-character limit		
Currency	Currency of transaction	alphanumeric; three character limit	currency_ code	mc_currency settle_ currency exchange_ rate mc_gross

**TABLE B.1 Downloadable History Log Columns and Values**

Column Heading	Description	Format	Payment Button Variable	Related IPN Variable
Gross	Gross amount of transaction	signed decimal	amount	payment_gross settle_amount amount1 amount2 amount3
Fee	Fee (if applicable) for transaction	signed decimal		payment_fee mc_fee
Net	Net amount of transaction	signed decimal		
Note	Note for transaction as entered by counterparty	alphanumeric; 2000-character limit		
From Email Address	Email address of transaction sender	alphanumeric; 128-character limit		payer_email
To Email Address	Email address of transaction recipient	alphanumeric; 128-character limit	business	receiver_email
Transaction ID	PayPal-generated unique transaction ID	alphanumeric; 17-character limit		txn_id
Payment Type	Payment type used for transaction: eCheck Instant PayPal Funds	alphanumeric; 27-character limit		payment_type
Counterparty Status	Account status of buyer: International – Unverified International – Verified Unverified Verified	alphanumeric; 27-character limit		payer_statuses
Address Status	Status of counterparty's Shipping Address. Confirmed Non-confirmed	alphanumeric; 14-character limit		address_status

**TABLE B.1 Downloadable History Log Columns and Values**

Column Heading	Description	Format	Payment Button Variable	Related IPN Variable
Item Title	Specified by buyer in the website field: <ul style="list-style-type: none"> <li>• Auction/Item Title</li> </ul> Or by seller in any of the following button-creation fields: <ul style="list-style-type: none"> <li>• PayPal Shopping Cart Item Name</li> <li>• Buy Now Item Name</li> <li>• Donations Item Name</li> <li>• Subscriptions Name</li> </ul>	alphanumeric; 128-character limit	item_name	item_name
Item ID	Specified by buyer in the website field: <ul style="list-style-type: none"> <li>• Auction/Item Number</li> </ul> Or by seller in any of the following button-creation fields: <ul style="list-style-type: none"> <li>• PayPal Shopping Cart Item Number</li> <li>• Buy Now ID Number</li> <li>• Donations ID Number</li> <li>• Subscription Reference Number</li> </ul>	alphanumeric; 256-character limit	item_number	item_number
Shipping Amount	Specified by buyer in the website field: <ul style="list-style-type: none"> <li>• eBay/Auction Shipping amount</li> </ul> Or by seller in any of the following button-creation fields: <ul style="list-style-type: none"> <li>• PayPal Shopping Cart Shipping amount</li> <li>• Buy Now Shipping amount</li> </ul>	unsigned decimal	shipping shipping2 handling	
Insurance Amount	Specified by buyer in the website field: <ul style="list-style-type: none"> <li>• eBay/Auction Insurance amount</li> </ul>	unsigned decimal		
Sales Tax	Sales Tax Amount specified in seller's button-creation process and Profile preferences	unsigned decimal	tax	
Option 1 Name	Specified by seller in any of the following button-creation fields: <ul style="list-style-type: none"> <li>• PayPal Shopping Cart Option 1 Name</li> <li>• Buy Now Option 1 Name</li> <li>• Subscription Option 1 Name</li> </ul>	alphanumeric; 60-character limit	on0	option_name 1

TABLE B.1 Downloadable History Log Columns and Values

Column Heading	Description	Format	Payment Button Variable	Related IPN Variable
Option 1 Value	Entered by buyer in any of the following website fields: <ul style="list-style-type: none"> <li>• PayPal Shopping Cart Option 1 Value</li> <li>• Buy Now Option 1 Value</li> <li>• Subscription Option 1 Value</li> </ul> Or specified by seller in any of the following button-creation fields: <ul style="list-style-type: none"> <li>• PayPal Shopping Cart Value 1 Choices</li> <li>• Buy Now Value 1 Choices</li> <li>• Subscription Value 1 Choices</li> </ul>	alphanumeric; 30-character limit	on1	option_name2
Option 2 Name	Specified by seller in any of the following button-creation fields: <ul style="list-style-type: none"> <li>• PayPal Shopping Cart Option 2 Name</li> <li>• Buy Now Option 2 Name</li> <li>• Subscription Option 2 Name</li> </ul>	alphanumeric; 60-character limit	on1	option_selection1
Option 2 Value	Entered by buyer in any of the following website fields: <ul style="list-style-type: none"> <li>• PayPal Shopping Cart Option 2 Value</li> <li>• Buy Now Option 2 Value</li> <li>• Subscription Option 2 Value</li> </ul> Or specified by seller in any of the following button-creation fields: <ul style="list-style-type: none"> <li>• PayPal Shopping Cart Value 2 Choices</li> <li>• Buy Now Value 2 Choices</li> <li>• Subscription Value 2 Choices</li> </ul>	alphanumeric; 30-character limit	os1	option_selection2
Auction Site	Name of Auction Site: <ul style="list-style-type: none"> <li>• eBay</li> <li>• Yahoo! Auctions</li> <li>• uBid.com</li> <li>• Amazon.com Auctions</li> <li>• MSN Auctions</li> <li>• BidVille</li> <li>• Other</li> </ul>	alphanumeric; 20-character limit		
Item URL	URL of eBay/Auction Item (eBay/Auction-specific)	alphanumeric; 256-character limit		

**TABLE B.1 Downloadable History Log Columns and Values**

<b>Column Heading</b>	<b>Description</b>	<b>Format</b>	<b>Payment Button Variable</b>	<b>Related IPN Variable</b>
Closing Date	Close date of eBay/Auction Item (eBay/Auction-specific)	[M]M/[D]D/Y YYY		
Reference Txn ID	Transaction ID of parent transaction	alphanumeric; 17-character limit		
Invoice Number	Specified by seller in any of the following button-creation fields: <ul style="list-style-type: none"> <li>• PayPal Shopping Cart Invoice Number</li> <li>• Buy Now Invoice Number</li> <li>• Subscription Invoice Number</li> </ul>	alphanumeric	invoice	invoice
Subscription Number	PayPal-generated Subscription Transaction ID Number S-xxxxxxxxxxxxxxxxx where x is the transaction ID.	alphanumeric; 19-character limit		subscr_id
Custom Number	Specified by seller in any of the following button-creation fields: <ul style="list-style-type: none"> <li>• PayPal Shopping Cart Custom Number</li> <li>• Buy Now Custom Number</li> <li>• Subscription Custom Number</li> </ul>	alphanumeric	custom	custom
Shipping Address Line 1	First line of shipping address as specified by counterparty	alphanumeric; 395-character limit		address_street1
Shipping Address Line 2	Second line of shipping address as specified by counterparty (if applicable)	alphanumeric; 395-character limit		address_street2
Town/City	Town/City of shipping address as specified by counterparty	alphanumeric		address_city
State/Province/Region/County/Territory/Prefecture/Republic	State/Province/Region/Territory/Prefecture/Republic of shipping address as specified by counterparty			address_state
Zip/Postal Code	Zip/Postal Code of shipping address as specified by counterparty			address_zip
Country	Country of shipping address as specified by counterparty			address_country

**TABLE B.1** *Downloadable History Log Columns and Values*

<b>Column Heading</b>	<b>Description</b>	<b>Format</b>	<b>Payment Button Variable</b>	<b>Related IPN Variable</b>
Balance	Account balance at time of transaction. Balance is reported in the currency of the transaction. The Balance column can show “...” in some instances, which indicates that showing a balance is not appropriate for these kinds of transaction.	signed decimal		

## C

## Country Codes

**NOTE:** This table lists country codes defined by [ISO 3166-1](#).

**Table 1: Country Codes**

Country	Code
AFGHANISTAN	AF
ÅLAND ISLANDS	AX
ALBANIA	AL
ALGERIA	DZ
AMERICAN SAMOA	AS
ANDORRA	AD
ANGOLA	AO
ANGUILLA	AI
ANTARCTICA	AQ
ANTIGUA AND BARBUDA	AG
ARGENTINA	AR
ARMENIA	AM
ARUBA	AW
AUSTRALIA	AU
AUSTRIA	AT
AZERBAIJAN	AZ
BAHAMAS	BS
BAHRAIN	BH
BANGLADESH	BD
BARBADOS	BB

Country	Code
BELARUS	BY
BELGIUM	BE
BELIZE	BZ
BENIN	BJ
BERMUDA	BM
BHUTAN	BT
BOLIVIA	BO
BOSNIA AND HERZEGOVINA	BA
BOTSWANA	BW
BOUVET ISLAND	BV
BRAZIL	BR
BRITISH INDIAN OCEAN TERRITORY	IO
BRUNEI DARUSSALAM	BN
BULGARIA	BG
BURKINA FASO	BF
BURUNDI	BI
CAMBODIA	KH
CAMEROON	CM
CANADA	CA
CAPE VERDE	CV
CAYMAN ISLANDS	KY

## Country Codes

Country	Code	Country	Code
CENTRAL AFRICAN REPUBLIC	CF	EQUATORIAL GUINEA	GQ
CHAD	TD	ERITREA	ER
CHILE	CL	ESTONIA	EE
CHINA	CN	ETHIOPIA	ET
CHRISTMAS ISLAND	CX	FALKLAND ISLANDS (MALVINAS)	FK
COCOS (KEELING) ISLANDS	CC	FAROE ISLANDS	FO
COLOMBIA	CO	FIJI	FJ
COMOROS	KM	FINLAND	FI
CONGO	CG	FRANCE	FR
CONGO, THE DEMO- CRATIC REPUBLIC OF THE	CD	FRENCH GUIANA	GF
COOK ISLANDS	CK	FRENCH POLYNESIA	PF
COSTA RICA	CR	FRENCH SOUTHERN TERRITORIES	TF
COTE D'IVOIRE	CI	GABON	GA
CROATIA	HR	GAMBIA	GM
CUBA	CU	GEORGIA	GE
CYPRUS	CY	GERMANY	DE
CZECH REPUBLIC	CZ	GHANA	GH
DENMARK	DK	GIBRALTAR	GI
DJIBOUTI	DJ	GREECE	GR
DOMINICA	DM	GREENLAND	GL
DOMINICAN REPUBLIC	DO	GRENADA	GD
ECUADOR	EC	GUADELOUPE	GP
EGYPT	EG	GUAM	GU
EL SALVADOR	SV	GUATEMALA	GT
		GUERNSEY	GG



<b>Country</b>	<b>Code</b>	<b>Country</b>	<b>Code</b>
GUINEA	GN	KOREA, REPUBLIC OF	KR
GUINEA-BISSAU	GW	KUWAIT	KW
GUYANA	GY	KYRGYZSTAN	KG
HAITI	HT	LAO PEOPLE'S DEMO- CRATIC REPUBLIC	LA
HEARD ISLAND AND MCDONALD ISLANDS	HM	LATVIA	LV
HOLY SEE (VATICAN CITY STATE)	VA	LEBANON	LB
HONDURAS	HN	LESOTHO	LS
HONG KONG	HK	LIBERIA	LR
HUNGARY	HU	LIBYAN ARAB JAMA- HIRIYA	LY
ICELAND	IS	LIECHTENSTEIN	LI
INDIA	IN	LITHUANIA	LT
INDONESIA	ID	LUXEMBOURG	LU
IRAN, ISLAMIC REPUB- LIC OF	IR	MACAO	MO
IRAQ	IQ	MACEDONIA, THE FORMER YUGOSLAV REPUBLIC OF	MK
IRELAND	IE	MADAGASCAR	MG
ISLE OF MAN	IM	MALAWI	MW
ISRAEL	IL	MALAYSIA	MY
ITALY	IT	MALDIVES	MV
JAMAICA	JM	MALI	ML
JAPAN	JP	MALTA	MT
JERSEY	JE	MARSHALL ISLANDS	MH
JORDAN	JO	MARTINIQUE	MQ
KAZAKHSTAN	KZ	MAURITANIA	MR
KENYA	KE	MAURITIUS	MU
KIRIBATI	KI	MAYOTTE	YT
KOREA, DEMOCRATIC PEOPLE'S REPUBLIC OF	KP	MEXICO	MX

## Country Codes

Country	Code	Country	Code
MICRONESIA, FEDERATED STATES OF	FM	PALAU	PW
MOLDOVA, REPUBLIC OF	MD	PALESTINIAN TERRITORY, OCCUPIED	PS
MONACO	MC	PANAMA	PA
MONGOLIA	MN	PAPUA NEW GUINEA	PG
MONTSERRAT	MS	PARAGUAY	PY
MOROCCO	MA	PERU	PE
MOZAMBIQUE	MZ	PHILIPPINES	PH
MYANMAR	MM	PITCAIRN	PN
NAMIBIA	NA	POLAND	PL
NAURU	NR	PORTUGAL	PT
NEPAL	NP	PUERTO RICO	PR
NETHERLANDS	NL	QATAR	QA
NETHERLANDS ANTILLES	AN	REUNION	RE
NEW CALEDONIA	NC	ROMANIA	RO
NEW ZEALAND	NZ	RUSSIAN FEDERATION	RU
NICARAGUA	NI	RWANDA	RW
NIGER	NE	SAINT HELENA	SH
NIGERIA	NG	SAINT KITTS AND NEVIS	KN
NIUE	NU	SAINT LUCIA	LC
NORFOLK ISLAND	NF	SAINT PIERRE AND MIQUELON	PM
NORTHERN MARIANA ISLANDS	MP	SAINT VINCENT AND THE GRENADINES	VC
NORWAY	NO	SAMOA	WS
OMAN	OM	SAN MARINO	SM
PAKISTAN	PK		

<b>Country</b>	<b>Code</b>	<b>Country</b>	<b>Code</b>
SAO TOME AND PRINC- IPE	ST	TANZANIA, UNITED REPUBLIC OF	TZ
SAUDI ARABIA	SA	THAILAND	TH
SENEGAL	SN	TIMOR-LESTE	TL
SERBIA AND MON- TENEGRO	CS	TOGO	TG
SEYCHELLES	SC	TOKELAU	TK
SIERRA LEONE	SL	TONGA	TO
SINGAPORE	SG	TRINIDAD AND TOBAGO	TT
SLOVAKIA	SK	TUNISIA	TN
SLOVENIA	SI	TURKEY	TR
SOLOMON ISLANDS	SB	TURKMENISTAN	TM
SOMALIA	SO	TURKS AND CAICOS ISLANDS	TC
SOUTH AFRICA	ZA	TUVALU	TV
SOUTH GEORGIA AND THE SOUTH SANDWICH ISLANDS	GS	UGANDA	UG
SPAIN	ES	UKRAINE	UA
SRI LANKA	LK	UNITED ARAB EMIR- ATES	AE
SUDAN	SD	UNITED KINGDOM	GB
SURINAME	SR	UNITED STATES	US
SVALBARD AND JAN MAYEN	SJ	UNITED STATES MINOR OUTLYING ISLANDS	UM
SWAZILAND	SZ	URUGUAY	UY
SWEDEN	SE	UZBEKISTAN	UZ
SWITZERLAND	CH	VANUATU	VU
SYRIAN ARAB REPUB- LIC	SY	VENEZUELA	VE
TAIWAN, PROVINCE OF CHINA	TW	VIET NAM	VN
TAJKISTAN	TJ	VIRGIN ISLANDS, BRIT- ISH	VG



## Country Codes

---

<b>Country</b>	<b>Code</b>
VIRGIN ISLANDS, U.S.	VI
WALLIS AND FUTUNA	WF
WESTERN SAHARA	EH
YEMEN	YE
ZAMBIA	ZM
ZIMBABWE	ZW

---



# Index

## A

- activities 41
- address 58
- address\_city 52
- address\_country 52
- address\_country\_code 52
- address\_name 52
- address\_state 52
- address\_status 52
- address\_street 52
- address\_zip 52
- adjustment 68
- All Activity - Advanced View 41
- amount1 64
- amount2 64
- amount3 64
- amt 69
- auction\_buyer\_id 61
- auction\_closing\_date 61
- auction\_multi\_item 61
- AUD 17
- Australian Dollar 17
- auth\_amount 55
- auth\_exp 55
- auth\_id 55
- auth\_status 55
- authorization 58

## B

- Balance 41
- business 53

## C

- CAD 17
- Canadian Dollar 17
- Canceled-Reversal 57
- cart 59
- case\_creation\_date 68
- case\_id 68

- case\_type 68
- cc 69
- chargeback 68
- CHF 17
- cm 69
- complaint 68
- Completed 55, 57
- currency codes 17
- custom 54
- Czech Koruna 17
- CZK 17

## D

- Danish Krone 17
- Denied 57
- DKK 17
- duplicate 69

## E

- echeck 57, 58
- EUR 17
- Euro 17
- exchange\_rate 60
- Expired 57
- express\_checkout 59

## F

- Failed 57
- first\_name 52
- for\_auction 61
- Forint 17

## G

- GBP 17

## H

History 39  
HKD 17  
Hong Kong Dollar 17  
HUF 17  
Hungarian Forint 17

## I

iif file format 43  
instant 57  
intl 58  
invoice 54  
item\_name 53  
item\_number 53

## J

Japanese Yen 17  
JPY 17

## K

Koruna 17  
Krona 17  
Krone 17

## L

last\_name 53

## M

masspay\_txn\_id\_x 62  
mc\_amount1 64  
mc\_amount2 64  
mc\_amount3 65  
mc\_currency 60, 65  
mc\_currency\_x 62  
mc\_fee 60, 62  
mc\_fee\_x 62  
mc\_gross 60  
mc\_gross\_x 55, 62  
mc\_handling 60  
mc\_handling\_x 55  
mc\_shipping 60

mc\_shipping\_x 56  
memo 54  
merchandise 69  
monthly account statements 39  
multi-currency 58

## N

Net Amount 46  
New Zealand Dollar 17  
new\_case 68  
NOK 17  
non\_receipt 68, 69  
Norwegian Krone 17  
not\_as\_described 69  
notify\_version 52  
num\_cart\_items 56  
NZD 17

## O

option\_name\_1 54  
option\_name\_2 54  
option\_name1 54, 56  
option\_name2 54, 56  
option\_selection1 54  
option\_selection1\_x 56  
option\_selection2 55  
option\_selection2\_x 56  
other 58

## P

parent\_txn\_id 56  
password 65  
payer\_business\_name 53  
payer\_email 53  
payer\_id 53  
payer\_status 53  
payment\_tatus 57  
payment\_date 56, 62  
payment\_fee 60  
payment\_fee\_x 62  
payment\_gross 61  
payment\_gross\_x 62  
payment\_status 51, 62  
payment\_type 57

PayPal-supported currencies 17  
 Pending 55, 57  
 pending\_reason 58  
 period1 64  
 period2 64  
 period3 64  
 PLN 17  
 Polish Zloty 17  
 Pound Sterling 17  
 Processed 57

## Q

qif file format 43  
 quantity 53  
 QuickBooks 43  
 Quicken 43

## R

reason\_code 59, 63, 68  
 ReasonCode 57  
 reattempt 65  
 receiver\_email\_x 63  
 receiver\_email 53, 54  
 receiver\_id 54  
 recur\_times 65  
 recurring 65  
 Refunded 57  
 remaining\_settle 59  
 residence\_country 53  
 retry\_at 65  
 Reversed 57

## S

SEK 17  
 send\_money 59  
 settle\_amount 61  
 settle\_currency 61  
 SGD 17  
 shipping 59  
 Singapore Dollar 17  
 special 69  
 st 69  
 status\_x 63  
 subscr\_cancel 64

subscr\_date 64  
 subscr\_effective 64  
 subscr\_eot 64  
 subscr\_failed 64  
 subscr\_id 65  
 subscr\_modify 64  
 subscr\_payment 64  
 subscr\_signup 64  
 Swedish Krona 17  
 Swiss Franc 17

## T

tax 55, 59  
 test\_ipn 51  
 transaction search (online) 40  
 transaction\_entity 59  
 tx 69  
 txn\_id 59, 68  
 txn\_type 59, 63, 64, 68

## U

U.S. Dollar 17  
 unauthorized 69  
 unilateral 58  
 unique\_id\_x 63  
 upgrade 58  
 URL-encoding in IPN data 51  
 USD 17  
 username 65

## V

verify 58  
 verify\_sign 52  
 virtual\_terminal 59  
 Voided 55, 57

## W

web 59

## Y

Yen 17

**Z**

Zloty 17