

djo *surgical*™



**Cobalt™ HV** Bone Cement

# Cobalt™ HV Bone Cement

Featuring SoftPac™ Technology

Cobalt™ HV Bone Cement offers the benefits of a pre-colored high viscosity cement for optimal visualization against bone and ideal handling. Available with the addition of gentamicin, Cobalt™ G-HV cement features high elution characteristics<sup>1</sup> and provides high local concentrations of gentamicin extending over several days.\*



\*Cobalt™ G-HV is indicated for revision arthroplasty procedures in the second stage of a two-stage revision.



## SoftPac™ Technology

Patent pending SoftPac™ technology provides a safe, economical alternative to glass ampoules and eliminates the risk of glass fragments in the cement mixture.

- No glass fragments, resulting in fragment-free bone cement
- SoftPac™ technology is the safer alternative for O.R. staff
- Economical disposal



## High Optical Contrast

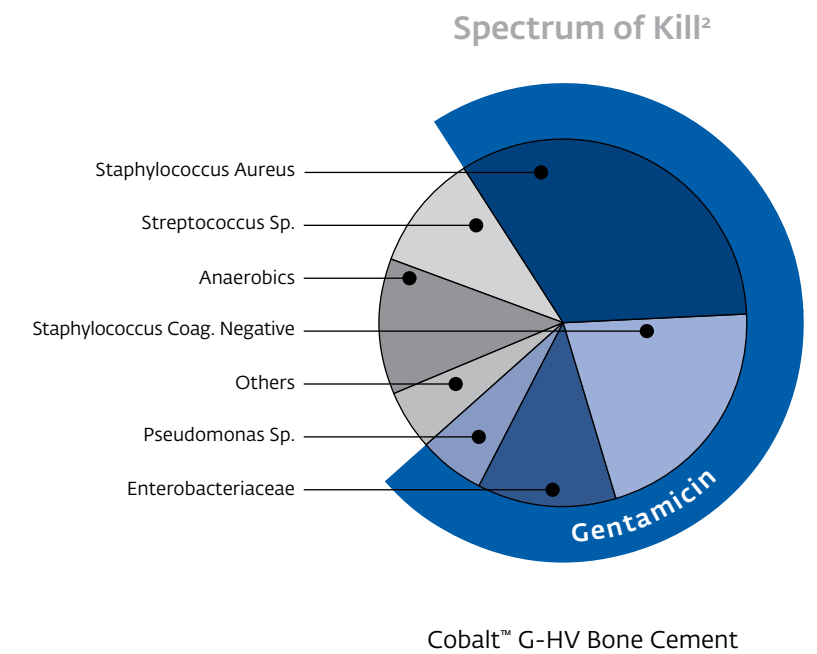
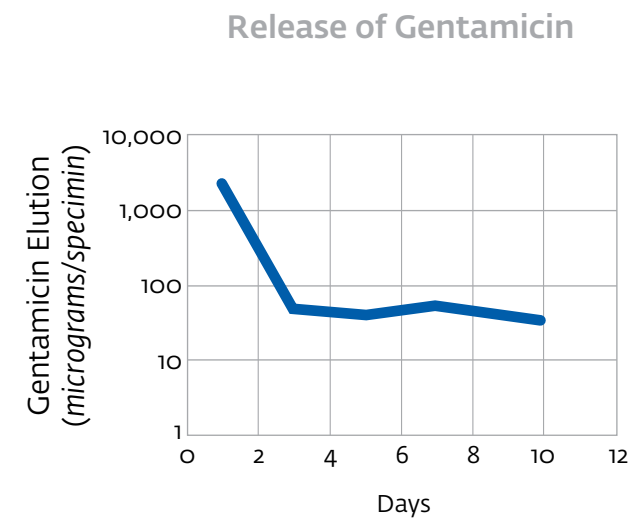
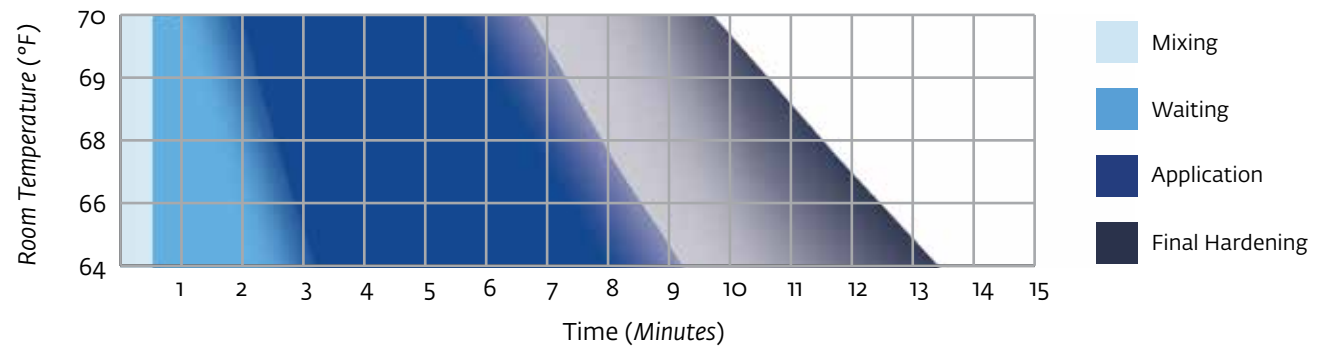
Optimal visualization for:

- Contrast against bone
- Minimally invasive procedures
- Cement removal

# Cobalt™ HV Bone Cement



Handling and Setting Times vs. Temperature for Vacuum Mixing of Cobalt™ HV Bone Cement



## High Viscosity Consistency

The high viscosity properties of Cobalt™ bone cement are intended to provide ideal handling characteristics and a reduced overall set-time. There is no need to wait for the cement to "dough up," providing increased working time. The excellent workability of Cobalt™ bone cement makes it optimal for minimally invasive surgery.

## Protection

- Testing has demonstrated that Cobalt™ G-HV cement has higher elution characteristics than some other commercially available bone cements! Cobalt™ G-HV cement provides high local concentrations of gentamicin releasing over a span of several days.
- Gentamicin's broad spectrum covers both gram-positive and gram-negative bacteria, the most common bacteria in arthroplasty cases.

# Optivac® Vacuum Mixing Systems



## Optivac® Vacuum Mixing System

The use of vacuum mixing and delivery improves the cement quality by reducing the micro- and macroporosity. The sealed system also creates a safer work environment by reducing the level of monomer exposure and minimizing direct contact with the cement.

- Mixes and collects under vacuum
- Consistent, high-quality, homogenous bone cement
- Reduced micro- and macroporosity<sup>3</sup>

## OptiTwist Vacuum Mixing Bowl

The new OptiTwist Vacuum Mixing Bowl is a vacuum mixing system that can be used for all types of PMMA bone cement. The cement can easily be delivered with the specially designed spatula.

Based on customer feedback the bowl has been designed to easily fit the palm of the hand, without compromising on capacity. The OptiTwist Vacuum Mixing Bowl has the capacity to allow mixing of three 40 gram batches of Cobalt Bone Cement or two 40 gram batches of high volume cement at one time.

## References

1. Data on file at DJO Surgical. Bench test results not necessarily indicative of clinical performance.
2. Foerster, G. *et al.* Die infizier Huftendoprothese-Spatinfektion nach der 6. postoperativen Woche. In: Cotta, H. Braun, A. (Hrgs.) 124–135, 1988.

This publication and all content, artwork, photographs, names, logos and marks contained in it are protected by copyright, trademarks and other intellectual property rights owned by or licensed to Biomet or its affiliates and must not be used, copied or reproduced in whole or in part without the express, written consent of DJO Surgical.

This brochure is intended for the DJO Surgical sales force or its authorized representatives, and health care providers and is not intended for patient distribution.

For full prescribing information, see the package insert and the "patient risk information" section of [www.djosurgical.com](http://www.djosurgical.com).



**DJO Surgical | A DJO Global Company**  
**T** 800.456.8696 **D** 512.832.9500 **F** 512.834.6300  
9800 Metric Blvd. | Austin, TX 78758 | U.S.A.  
[www.djoglobal.com/djosurgical](http://www.djoglobal.com/djosurgical)