

# *Stock Guide*

HALO  
HALO TRAC & SURFACE  
HALO COMMERCIAL  
ALL-PRO  
METALUX  
ALL-PRO AMBIENT  
LUMARK OUTDOOR  
LUMARK INDOOR  
CONSUMER PRODUCTS  
SURE-LITES  
ALL-PRO EMERGENCY  
PORTFOLIO  
IRIS  
LUMIERE  
MCGRAW-EDISON  
FAIL-SAFE  
MWS  
HID ACCESSORIES  
POLES

*Product Indicators Include:*



**ARRA**  
*Eligible Product*



**EISA**  
*Compliant Product*

**2012**  
May

# Stocking Guide

# INDEX

★ Indicates  
ARRA  
Eligible Product

ⓔ Indicates  
EISA Compliant  
Pulse Start Products

☑ Indicates  
Off The Shelf  
Product

## HALO

|                              |       |
|------------------------------|-------|
| 3" Housings and Trims.....   | pg 1  |
| 4" Housings and Trims.....   | pg 4  |
| 4" Halo LED.....             | pg 8  |
| 5" Housings and Trims.....   | pg 12 |
| 6" Housings and Trims.....   | pg 14 |
| 6" Halo LED.....             | pg 16 |
| Chicago Plenum Housings..... | pg 20 |
| 7" Housings and Trims.....   | pg 27 |
| 8" Housings and Trims.....   | pg 28 |
| 10" Housings and Trims.....  | pg 29 |
| Step and Wall Lights.....    | pg 31 |
| Accessories.....             | pg 32 |

## HALO TRAC & SURFACE

|   |       |
|---|-------|
| Power - Trac Lampholders.....                             | pg 33 |
| Power - Trac Systems.....                                 | pg 39 |
| Lazer Lampholders and Systems.....                        | pg 46 |
| Architectural Flexible Track Lampholders and Systems..... | pg 49 |
| Halo Architectural Linear Track and Connectors.....       | pg 52 |
| Architectural Linear Track and Connectors.....            | pg 53 |
| Linea Lampholders and Systems.....                        | pg 53 |
| Surface.....  | pg 54 |
| Lamps.....  | pg 54 |
| LED Luminaire.....  | pg 55 |

## HALO COMMERCIAL

|                                 |       |
|---------------------------------|-------|
| 4" Housings and Reflectors..... | pg 56 |
| 6" Housings and Trims.....      | pg 56 |
| 8" Housings and Trims.....      | pg 57 |

## ALL-PRO

|                            |       |
|----------------------------|-------|
| 3" Housings.....           | pg 58 |
| 4" Housings and Trims..... | pg 58 |
| 5" Housings and Trims..... | pg 60 |
| 5" / 6" LED Module.....    | pg 61 |
| 6" Housings and Trims..... | pg 62 |

## METALUX

|  |       |
|--|-------|
| Recessed Static.....                       | pg 67 |
| Recessed Direct / Indirect.....            | pg 69 |
| Recessed Accessories.....                  | pg 69 |
| Modular Surface.....                       | pg 70 |
| Wraparound.....                            | pg 70 |
| Wall Brackets.....                         | pg 73 |
| Paralux III High Performance.....          | pg 73 |
| Parabolic Surface.....                     | pg 68 |
| Advance Retrofit Kit Technology (ART)..... | pg 75 |
| Strip.....                                 | pg 76 |
| Industrial.....                            | pg 79 |
| Vapor Tite.....                            | pg 81 |
| Undercabinet.....                          | pg 83 |

## ALL-PRO AMBIENT

|                  |       |
|------------------|-------|
| Parabolics.....  | pg 84 |
| Troffers.....    | pg 85 |
| Wraparounds..... | pg 86 |
| Striplights..... | pg 87 |
| High Bay.....    | pg 88 |
| Vaportite.....   | pg 88 |
| Low Bay.....     | pg 88 |

## LUMARK OUTDOOR

|                   |        |
|-------------------|--------|
| Floodlight.....   | pg 89  |
| Area / Site.....  | pg 91  |
| Dusk to Dawn..... | pg 98  |
| Wall Mount.....   | pg 98  |
| Canopy.....       | pg 101 |

## LUMARK INDOOR

|   |        |
|---|--------|
| Worklight.....                                      | pg 102 |
| Industrial.....                                     | pg 102 |
| Industrial Component.....                           | pg 103 |
| Worklight and Industrial Component Accessories..... | pg 103 |
| Wall Mount.....                                     | pg 103 |
| Indoor.....   | pg 104 |

## CONSUMER PRODUCTS - SECURITY & WORKLIGHTS

|                       |        |
|-----------------------|--------|
| Floodlight.....       | pg 105 |
| Motion Activated..... | pg 107 |
| Worklight.....        | pg 111 |
| Dusk to Dawn.....     | pg 112 |

## SURE-LITES

|                                 |        |
|---------------------------------|--------|
| Emergency.....                  | pg 117 |
| Exit Signs.....                 | pg 120 |
| Retrofit.....                   | pg 124 |
| Accessories.....                | pg 125 |
| Chicago Code.....               | pg 125 |
| Chicago Code and Emergency..... | pg 125 |
| Replacement Part.....           | pg 126 |

## ALL-PRO EMERGENCY

|                             |        |
|-----------------------------|--------|
| LED Exit and Emergency..... | pg 127 |
| Exit and Emergency.....     | pg 128 |

## PORTFOLIO

|  |        |
|--|--------|
| LED.....                                   | pg 129 |
| CFL.....                                   | pg 130 |
| HID.....                                   | pg 134 |
| HID and Incandescent.....                  | pg 136 |
| CFL, HID and Incandescent Accessories..... | pg 136 |

## IRIS

|                                      |        |
|--------------------------------------|--------|
| Iris Platform.....                   | pg 137 |
| Iris Power Modules.....              | pg 138 |
| Iris Optical Element.....            | pg 139 |
| Iris Components and Accessories..... | pg 141 |

## LUMIÈRE

|                     |        |
|---------------------|--------|
| Accent / Flood..... | pg 143 |
| Inground.....       | pg 144 |
| Pathway.....        | pg 144 |
| Step.....           | pg 145 |
| Underwater.....     | pg 145 |
| Wall.....           | pg 145 |
| Accessories.....    | pg 146 |

## McGRAW-EDISON

|                 |        |
|-----------------|--------|
| Floodlight..... | pg 147 |
| Wall Mount..... | pg 147 |

## FAIL-SAFE

|                                     |        |
|-------------------------------------|--------|
| Commercial Vandal Resistant.....    | pg 148 |
| Architectural Vandal Resistant..... | pg 149 |
| Vandal Resistant Accessories.....   | pg 149 |
| Cleanroom.....                      | pg 149 |
| Medical.....                        | pg 150 |
| Food Processing.....                | pg 150 |

## MWS

|                      |        |
|----------------------|--------|
| Starter Fitting..... | pg 151 |
| Extender Cables..... | pg 151 |
| Splitter.....        | pg 152 |
| Fixture Cables.....  | pg 152 |
| Fixture Fitting..... | pg 152 |
| Fixture Fitting..... | pg 152 |
| T Cable Drop.....    | pg 152 |
| Drop SO Cord.....    | pg 152 |
| T SO Cord.....       | pg 153 |

## HID ACCESSORIES

|                      |        |
|----------------------|--------|
| HID Accessories..... | pg 154 |
|----------------------|--------|

## POLES

|            |        |
|------------|--------|
| Poles..... | pg 156 |
|------------|--------|

## ARRA

|   |        |
|---|--------|
| The American Recovery and Reinvestment Act..... | pg 157 |
|---|--------|

## TERMS & CONDITIONS

|  |        |
|--|--------|
| Cooper Lighting Stock Guide 2012 Terms and Conditions..... | pg 158 |
|--|--------|







www.cooperlighting.com





| CATALOG NUMBER | DESCRIPTION | UPC CODE | WEIGHT | CASE PALLET |     |    |    |    |    |    |
|----------------|-------------|----------|--------|-------------|-----|----|----|----|----|----|
|                |             |          |        | QTY         | QTY | NJ | IL | TX | CA | GA |

# Halo


## 3" H3 Housing

|  |   |   |              |     |   |     |   |   |   |  |  |  |
|--|---|---|--------------|-----|---|-----|---|---|---|--|--|--|
|  | <b>IC Air-Tite - H36ICAT</b><br>H36ICAT   | 3" HOUSING IC AIR-TITE SHALLOW CEILING 120V LINE VOLTAGE, GU10              | 623961361302 | 5   | 4 | 64  | • | • | • |  |  |  |
|  | <b>IC Air-Tite - H38ICAT</b><br>H38ICAT   | 3" HOUSING IC AIR-TITE 120V LINE VOLTAGE, GU10                              | 623961361272 | 5   | 4 | 80  | • | • | • |  |  |  |
|  | <b>Non-IC Air-Tite Remodel</b><br>H36RTAT | 3" HOUSING NON-IC AIR-TITE SHALLOW CEILING 120V LINE VOLTAGE, REMODEL, GU10 | 623961361326 | 1.5 | 6 | 252 | • | • | • |  |  |  |
|  | <b>Non-IC Air-Tite</b><br>H36TAT          | 3" HOUSING NON-IC AIR-TITE SHALLOW CEILING 120V LINE VOLTAGE, GU10          | 623961377662 | 2   | 6 | 168 | • | • | • |  |  |  |








## 3" H3 Low Voltage Housing

|  |   |  |              |      |   |     |   |   |   |   |   |  |
|--|---|--|--------------|------|---|-----|---|---|---|---|---|--|
|   | <b>IC Air-Tite - H36LVICAT</b><br>H36LVICAT | 3" HOUSING IC AIR-TITE SHALLOW CEILING 12V LOW VOLTAGE, MR16   | 623961361333 | 7.25 | 4 | 64  | • | • | • | • |   |  |
|  | <b>IC Air-Tite - H38LVICAT</b><br>H38LVICAT | 3" HOUSING IC AIR-TITE 12V LOW VOLTAGE, MR16   | 623961361289 | 6    | 4 | 80  | • | • | • |   |   |  |
|  | <b>Non-IC Air-Tite Remodel</b><br>H36LVRTAT | 3" HOUSING NON-IC AIR-TITE SHALLOW CEILING 12V LOW VOLTAGE REMODEL, MR16                                     | 623961361340 | 3.2  | 6 | 252 | • | • | • | • |   |  |
|  | H36LVRTAT277                                | 3" HOUSING NON-IC AIR-TITE SHALLOW CEILING, 277V (DUAL-TAP 120/277V) TRANSFORMER, LOW VOLTAGE, REMODEL, MR16 | 080083528479 | 3.2  | 6 | 168 |   |   |   |   | • |  |
|  | <b>Non-IC Air-Tite</b><br>H36LVTAT          | 3" HOUSING NON-IC AIR-TITE SHALLOW CEILING 12V LOW VOLTAGE, MR16   | 623961361357 | 4    | 6 | 168 | • | • | • | • |   |  |
|  | H36LVTAT277                                 | 3" HOUSING NON-IC AIR-TITE SHALLOW CEILING, 277V (DUAL-TAP 120/277V) TRANSFORMER, LOW VOLTAGE, MR16          | 623961690068 | 4    | 6 | 168 |   |   |   |   | • |  |

## 3" H3 Trim

|  |   |   |              |     |    |     |  |  |  |  |  |   |
|--|---|---|--------------|-----|----|-----|--|--|--|--|--|---|
|  | <b>Adjustable Pinhole Baffle - 15 Degree Tilt</b><br>3001BKBB | 3" TRIM ADJUSTABLE 15 DEGREE PINHOLE BLACK TRIM WITH BLACK BAFFLE         | 623961379673 | 0.6 | 36 | 864 |  |  |  |  |  | • |
|  | 3001SNBB  | 3" TRIM ADJUSTABLE 15 DEGREE PINHOLE SATIN NICKEL TRIM WITH BLACK BAFFLE  | 623961379703 | 0.6 | 36 | 864 |  |  |  |  |  | • |
|  | 3001TBZBB   | 3" TRIM ADJUSTABLE 15 DEGREE PINHOLE TUSCAN BRONZE TRIM WITH BLACK BAFFLE | 623961591976 | 0.8 | 36 | 576 |  |  |  |  |  | • |
|  | 3001WHBB  | 3" TRIM ADJUSTABLE 15 DEGREE PINHOLE WHITE TRIM WITH BLACK BAFFLE         | 623961379727 | 0.6 | 36 | 864 |  |  |  |  |  | • |

★ Indicates ARRA Eligible Product,    ✓ Indicates Off the Shelf Product,    Ⓢ Indicates EISA Compliant Pulse Start Products

| CATALOG NUMBER  | DESCRIPTION  | UPC CODE     | WEIGHT | CASE QTY | PALLET QTY | NJ | IL | TX | CA | GA |
|---|--|--------------|--------|----------|------------|----|----|----|----|----|
| <b>Adjustable Pinhole Reflector - 15 Degree Tilt</b>  |  |              |        |          |            |    |    |    |    |    |
|  3002BKC    | 3" TRIM ADJUSTABLE 15 DEGREE PINHOLE BLACK TRIM WITH CLEAR REFLECTOR                   | 623961379789 | 0.6    | 36       | 864        |    |    |    |    | •  |
| 3002SNC   | 3" TRIM ADJUSTABLE 15 DEGREE PINHOLE SATIN NICKEL TRIM WITH CLEAR REFLECTOR            | 623961379802 | 0.6    | 36       | 864        |    |    |    |    | •  |
| 3002TBZC  | 3" TRIM ADJUSTABLE 15 DEGREE PINHOLE TUSCAN BRONZE TRIM WITH CLEAR REFLECTOR           | 623961591983 | 0.6    | 36       | 216        |    |    |    |    | •  |
| 3002WHC   | 3" TRIM ADJUSTABLE 15 DEGREE PINHOLE WHITE TRIM WITH CLEAR REFLECTOR                   | 623961384349 | 0.6    | 36       | 864        |    |    |    |    | •  |
| <b>Adjustable Pinhole Baffle - 35 Degree Tilt</b>   |  |              |        |          |            |    |    |    |    |    |
|  3003BKBB   | 3" TRIM ADJUSTABLE 35 DEGREE BAFFLE BLACK TRIM WITH BLACK BAFFLE                       | 623961384929 | 0.6    | 36       | 864        |    |    |    |    | •  |
| 3003SNB   | 3" TRIM ADJUSTABLE 35 DEGREE BAFFLE SATIN NICKEL TRIM WITH SATIN NICKEL BAFFLE         | 623961384417 | 0.6    | 36       | 864        |    |    |    |    | •  |
| 3003TBZB  | 3" TRIM ADJUSTABLE 35 DEGREE BAFFLE TUSCAN BRONZE TRIM WITH TUSCAN BRONZE BAFFLE       | 623961591990 | 0.6    | 36       | 864        |    |    |    |    | •  |
| 3003WHBB  | 3" TRIM ADJUSTABLE 35 DEGREE BAFFLE WHITE TRIM WITH BLACK BAFFLE                       | 623961384431 | 0.6    | 36       | 864        |    |    |    |    | •  |
| 3003WHWB  | 3" TRIM ADJUSTABLE 35 DEGREE BAFFLE WHITE TRIM WITH WHITE BAFFLE                       | 623961384455 | 0.6    | 36       | 1008       |    |    |    |    | •  |
| <b>Adjustable Reflector - 35 Degree Tilt</b>  |  |              |        |          |            |    |    |    |    |    |
|  3004BKC    | 3" TRIM ADJUSTABLE 35 DEGREE REFLECTOR BLACK TRIM WITH CLEAR REFLECTOR                 | 623961384509 | 0.6    | 36       | 864        |    |    |    |    | •  |
| 3004SN  | 3" TRIM ADJUSTABLE 35 DEGREE REFLECTOR SATIN NICKEL TRIM WITH SATIN NICKEL REFLECTOR   | 623961384523 | 0.74   | 36       | 864        |    |    |    |    | •  |
| 3004TBZ   | 3" TRIM ADJUSTABLE 35 DEGREE REFLECTOR TUSCAN BRONZE TRIM WITH TUSCAN BRONZE REFLECTOR | 623961592003 | 0.6    | 36       | 864        |    |    |    |    | •  |
| 3004WHC   | 3" TRIM ADJUSTABLE 35 DEGREE REFLECTOR WHITE TRIM WITH CLEAR REFLECTOR                 | 623961384547 | 0.721  | 36       | 720        |    |    |    |    | •  |
| 3004WHH   | 3" TRIM ADJUSTABLE 35 DEGREE REFLECTOR WHITE TRIM WITH HAZE REFLECTOR                  | 080083588220 | 0.721  | 36       | 864        |    |    |    |    | •  |
| 3004WHW   | 3" TRIM ADJUSTABLE 35 DEGREE REFLECTOR WHITE TRIM WITH WHITE REFLECTOR                 | 623961401091 | 0.6    | 36       | 864        |    |    |    |    | •  |
| <b>Crossblade Reflector</b>   |  |              |        |          |            |    |    |    |    |    |
|  3005BKC  | 3" TRIM CROSSBLADE BLACK TRIM WITH CLEAR CROSSBLADE                                    | 623961378706 | 0.6    | 36       | 576        |    |    |    |    | •  |
| 3005WHC   | 3" TRIM CROSSBLADE WHITE TRIM WITH CLEAR CROSSBLADE                                    | 623961378850 | 0.8    | 36       | 432        |    |    |    |    | •  |
| <b>Adjustable Slot Aperture - 35 Degree Tilt</b>  |  |              |        |          |            |    |    |    |    |    |
|  3006BKBB | 3" TRIM ADJUSTABLE SLOT 35 DEGREE APERTURE BLACK TRIM WITH BLACK BAFFLE                | 623961378997 | 0.6    | 36       | 864        |    |    |    |    | •  |
| 3006SNBB  | 3" TRIM ADJUSTABLE SLOT 35 DEGREE APERTURE SATIN NICKEL TRIM WITH BLACK BAFFLE         | 623961379604 | 0.8    | 36       | 864        |    |    |    |    | •  |
| 3006TBZBB   | 3" TRIM ADJUSTABLE SLOT 35 DEGREE APERTURE TUSCAN BRONZE TRIM WITH BLACK BAFFLE        | 623961592010 | 0.6    | 36       | 864        |    |    |    |    | •  |
| 3006WHBB  | 3" TRIM ADJUSTABLE SLOT 35 DEGREE APERTURE WHITE TRIM WITH BLACK BAFFLE                | 623961379635 | 0.6    | 36       | 864        |    |    |    |    | •  |
| <b>Lensed Shower Light - 15 Degree Tilt</b>   |  |              |        |          |            |    |    |    |    |    |
|  3007PCC  | 3" TRIM LENSED SHOWER LIGHT 15 DEGREE POLISHED CHROME TRIM WITH CLEAR REFLECTOR        | 623961384776 | 0.6    | 36       | 864        |    |    |    |    | •  |
| 3007SN  | 3" TRIM LENSED SHOWER LIGHT 15 DEGREE SATIN NICKEL TRIM WITH SATIN NICKEL REFLECTOR    | 623961384790 | 0.6    | 36       | 864        |    |    |    |    | •  |
| 3007WHC   | 3" TRIM LENSED SHOWER LIGHT 15 DEGREE WHITE TRIM WITH CLEAR REFLECTOR                  | 623961384813 | 0.8    | 36       | 864        |    |    |    |    | •  |
| <b>Shower Light</b>   |  |              |        |          |            |    |    |    |    |    |
|  3008FG   | 3" TRIM SHOWER LIGHT WHITE PLASTIC TRIM WITH FROSTED GLASS LENS                        | 623961384837 | 0.6    | 36       | 864        |    |    |    |    | •  |

★ Indicates ARRA Eligible Product,    **Off The Shelf**    **E** Indicates EISA Compliant Pulse Start Products

Please reference the Cooper Lighting Stock Guide Terms and Conditions page. Pictures are a representation of product categories and may not illustrate the exact skus listed. Product information is subject to change without notice. Consult factory representative for additional information and inventory details. Visit [www.cooperlighting.com](http://www.cooperlighting.com) for more product information.






| CATALOG NUMBER   | DESCRIPTION | UPC CODE  | WEIGHT       | CASE QTY | PALLET QTY | NJ  | IL | TX | CA | GA |
|--|-------------|---|--------------|----------|------------|-----|----|----|----|----|
| <b>Adjustable Gimbal - 35 Degree Tilt</b>  |             |   |              |          |            |     |    |    |    |    |
|    | 3009BKBB    | 3" TRIM ADJUSTABLE 35 DEGREE GIMBAL BLACK WITH BLACK BAFFLE                       | 623961384592 | 0.6      | 36         | 864 |    |    |    | •  |
|  | 3009SNBB    | 3" TRIM ADJUSTABLE 35 DEGREE GIMBAL SATIN NICKEL WITH BLACK BAFFLE                | 623961384615 | 0.6      | 36         | 864 |    |    |    | •  |
|  | 3009TBZBB   | 3" TRIM ADJUSTABLE 35 DEGREE GIMBAL TUSCAN BRONZE WITH BLACK BAFFLE               | 623961592249 | 0.6      | 36         | 864 |    |    |    | •  |
|  | 3009WHBB    | 3" TRIM ADJUSTABLE 35 DEGREE GIMBAL WHITE WITH BLACK BAFFLE                       | 623961384646 | 0.6      | 36         | 864 |    |    |    | •  |
|  | 3009WHWB    | 3" TRIM ADJUSTABLE 35 DEGREE GIMBAL WHITE WITH WHITE BAFFLE                       | 623961384660 | 0.6      | 36         | 864 |    |    |    | •  |
| <b>Super Adjustable, 80 Degree, Satin Nickel</b>                                   |             |   |              |          |            |     |    |    |    |    |
|    | 3010SN      | 3" TRIM, SUPER ADJUSTABLE, 80 DEGREE, SATIN NICKEL                                | 080083514380 | 1        | 36         | 216 |    |    |    | •  |
| <b>Super Adjustable, 80 Degree, White</b>  |             |   |              |          |            |     |    |    |    |    |
|    | 3010TBZ     | 3" TRIM, SUPER ADJUSTABLE, 80 DEGREE, TUSCAN BRONZE                               | 080083514403 | 0.494    | 36         | 288 |    |    |    | •  |
| <b>Super Adjustable, 80 Degree, Tuscan Bronze</b>                                  |             |   |              |          |            |     |    |    |    |    |
|    | 3010WH      | 3" TRIM, SUPER ADJUSTABLE, 80 DEGREE, WHITE                                       | 080083514366 | 1        | 36         | 216 |    |    |    | •  |
| <b>Square Adjustable - 15 Degree Tilt</b>  |             |   |              |          |            |     |    |    |    |    |
|   | 3011BKBB    | 3" TRIM ADJUSTABLE 15 DEGREE SQUARE BLACK TRIM WITH BLACK BAFFLE                  | 623961978326 | 0.6      | 36         | 432 |    |    | •  | •  |
|  | 3011SNBB    | 3" TRIM ADJUSTABLE 15 DEGREE SQUARE SATIN NICKEL TRIM WITH BLACK BAFFLE           | 623961978333 | 0.8      | 36         | 864 |    |    |    | •  |
|  | 3011TBZBB   | 3" TRIM ADJUSTABLE 15 DEGREE SQUARE TUSCAN BRONZE TRIM WITH BLACK BAFFLE          | 623961978357 | 0.6      | 36         | 432 |    |    |    | •  |
|  | 3011WHBB    | 3" TRIM ADJUSTABLE 15 DEGREE SQUARE WHITE TRIM WITH BLACK BAFFLE                  | 623961978210 | 0.5      | 36         | 432 |    |    |    | •  |
|  | 3011WHWB    | 3" TRIM ADJUSTABLE 15 DEGREE SQUARE WHITE TRIM WITH WHITE BAFFLE                  | 623961978203 | 0.6      | 36         | 864 |    |    | •  | •  |
| <b>Square Regressed Lens Adjustable Shower Light</b>                               |             |   |              |          |            |     |    |    |    |    |
|  | 3012BKBB    | 3" TRIM LENSED SQUARE SHOWER LIGHT 15 DEGREE BLACK TRIM WITH BLACK BAFFLE         | 623961978395 | 0.5      | 36         | 864 |    |    |    | •  |
|  | 3012SNBB    | 3" TRIM LENSED SQUARE SHOWER LIGHT 15 DEGREE SATIN NICKEL TRIM WITH BLACK BAFFLE  | 623961978401 | 0.6      | 36         | 864 |    |    |    | •  |
|  | 3012TBZBB   | 3" TRIM LENSED SQUARE SHOWER LIGHT 15 DEGREE TUSCAN BRONZE TRIM WITH BLACK BAFFLE | 623961978425 | 0.8      | 36         | 432 |    |    |    | •  |
|  | 3012WHBB    | 3" TRIM LENSED SQUARE SHOWER LIGHT 15 DEGREE WHITE TRIM WITH BLACK BAFFLE         | 623961978364 | 0.6      | 36         | 864 |    |    |    | •  |
|  | 3012WHWB    | 3" TRIM LENSED SQUARE SHOWER LIGHT 15 DEGREE WHITE TRIM WITH WHITE BAFFLE         | 623961978388 | 0.8      | 36         | 864 |    |    | •  | •  |
| <b>Square Adjustable Gimbal</b>  |             |   |              |          |            |     |    |    |    |    |
|  | 3013BK      | 3" TRIM ADJUSTABLE 15 DEGREE SQUARE GIMBAL TRIM, BLACK                            | 623961978449 | 0.5      | 36         | 864 |    |    |    | •  |
|  | 3013SN      | 3" TRIM ADJUSTABLE 15 DEGREE SQUARE GIMBAL TRIM, SATIN NICKEL                     | 623961978463 | 0.6      | 36         | 432 |    |    |    | •  |
|  | 3013TBZ     | 3" TRIM ADJUSTABLE 15 DEGREE SQUARE GIMBAL TRIM, TUSCAN BRONZE                    | 623961978487 | 0.6      | 36         | 216 |    |    |    | •  |
|  | 3013WH      | 3" TRIM ADJUSTABLE 15 DEGREE SQUARE GIMBAL TRIM, WHITE                            | 623961978432 | 0.4      | 36         | 864 |    |    |    | •  |
| <b>Glass Cylinder Deco Trim - Satin Chrome Trim</b>                                |             |   |              |          |            |     |    |    |    |    |
|  | 3014FBSC    | 3" TRIM, FROST GLASS TUBE W/ BLUE GLASS TUBE INCLUDED, SATIN CHROME TRIM          | 080083514427 | 0.452    | 36         | 216 |    |    |    | •  |

★ Indicates ARRA Eligible Product,    ✓ Indicates Off the Shelf Product,    **E** Indicates EISA Compliant Pulse Start Products

Please reference the Cooper Lighting Stock Guide Terms and Conditions page. Pictures are a representation of product categories and may not illustrate the exact skus listed. Product information is subject to change without notice. Consult factory representative for additional information and inventory details. Visit [www.cooperlighting.com](http://www.cooperlighting.com) for more product information.

| CATALOG NUMBER  | DESCRIPTION   | UPC CODE     | WEIGHT | CASE QTY | PALLET QTY | NJ | IL | TX | CA | GA |
|---|---|--------------|--------|----------|------------|----|----|----|----|----|
|  3014FBWH   | <b>Glass Cylinder Deco Trim - White Trim</b><br>3" TRIM, FROST GLASS TUBE, W/ BLUE GLASS TUBE INCLUDED, WHITE TRIM                  | 080083514410 | 0.452  | 36       | 288        |    |    |    |    | •  |
|  3016AG     | <b>Glass Curve Deco Trim - Amber Glass</b><br>3" TRIM, AMBER GLASS CURVE TRIM WITH WHITE BASE                                       | 080083514496 | 0.893  | 36       | 288        |    |    |    |    | •  |
|  3016BG     | <b>Glass Curve Deco Trim - Blue Glass</b><br>3" TRIM, BLUE GLASS CURVE TRIM WITH WHITE BASE   | 080083514489 | 0.893  | 36       | 864        |    |    |    |    | •  |
|  3016FG     | <b>Glass Curve Deco Trim - Frosted Glass</b><br>3" TRIM, FROST GLASS CURVE WITH WHITE BASE  | 080083514472 | 0.893  | 36       | 216        |    |    |    |    | •  |
|  3017FGS    | <b>All-Glass Frost Curve Showerlight Trim</b><br>3" TRIM, FROST ALL-GLASS CURVE SHOWER TRIM WITH WHITE BASE                         | 080083514502 | 0.916  | 36       | 288        |    |    |    |    | •  |
|  3018SGSC  | <b>Square Drop Glass</b><br>3" TRIM, SQUARE ETCHED GLASS, SATIN CHROME TRIM   | 080083514519 | 0.575  | 36       | 288        |    |    |    |    | •  |
|  3019RGSC | <b>Round Drop Glass</b><br>3" TRIM, ROUND ETCHED GLASS, SATIN CHROME TRIM   | 080083514526 | 0.494  | 36       | 288        |    |    |    |    | •  |
|  3020WW   | <b>Wall Wash Pinhole with Clear Reflector</b><br>3" TRIM WALL WASH PINHOLE WHITE TRIM WITH CLEAR REFLECTOR AND CLEAR KICK REFLECTOR | 080083514533 | 1.375  | 36       | 144        |    |    |    |    | •  |

**4" Housing**





|  |  |              |      |   |     |   |   |   |   |   |
|--|--|--------------|------|---|-----|---|---|---|---|---|
|  H99ICAT | <b>IC Air-Tite - H99ICAT</b><br>4" HOUSING IC AIR-TITE SHALLOW CEILING 120V LINE VOLTAGE                         | 080083582259 | 2.25 | 6 | 144 | • | • | • | • | • |
|  H99RAT  | <b>Non-IC Air-Tite Remodel - H99RAT</b><br>4" HOUSING NON-IC, AIR-TITE SHALLOW CEILING REMODEL 120V LINE VOLTAGE | 080083584369 | 2    | 6 | 288 | • | • | • | • | • |
|  H99TAT  | <b>Non-IC Air-Tite - H99TAT</b><br>4" HOUSING NON-IC, AIR-TITE SHALLOW CEILING 120V INCANDESCENT                 | 080083584260 | 2    | 6 | 168 | • | • | • | • | • |

★ Indicates ARRA Eligible Product,    ✓ Indicates Off the Shelf Product,    **E** Indicates EISA Compliant Pulse Start Products


Please reference the Cooper Lighting Stock Guide Terms and Conditions page. Pictures are a representation of product categories and may not illustrate the exact skus listed. Product information is subject to change without notice. Consult factory representative for additional information and inventory details. Visit [www.cooperlighting.com](http://www.cooperlighting.com) for more product information.

| CATALOG NUMBER | DESCRIPTION | UPC CODE | WEIGHT | CASE PALLET |     |    |    |    |    |    |
|----------------|-------------|----------|--------|-------------|-----|----|----|----|----|----|
|                |             |          |        | QTY         | QTY | NJ | IL | TX | CA | GA |





### 4" Low Voltage Housing

|  |   |   |              |       |   |     |   |   |   |   |   |
|--|---|---|--------------|-------|---|-----|---|---|---|---|---|
|  | <b>IC Air-Tite - H1499ICAT</b><br>H1499ICAT             | 4" HOUSING IC AIR-TITE 12V LOW VOLTAGE, MR16  | 080083584079 | 6.283 | 4 | 80  | • | • | • | • | • |
|  | <b>Non-IC Air-Tite Remodel - H1499RTAT</b><br>H1499RTAT | 4" HOUSING NON-IC, AIR-TITE SHALLOW CEILING REMODEL 12V LOW VOLTAGE MR16                  | 080083584406 | 3.77  | 6 | 168 | • | • | • | • | • |
|  | <b>Non-IC Air-Tite - H1499TAT</b><br>H1499TAT           | 4" HOUSING NON-IC, AIR-TITE SHALLOW CEILING 12V LOW VOLTAGE, MR16                         | 080083584383 | 2     | 6 | 192 | • | • | • | • | • |
|  | <b>Non-IC Dual Tap Transformer</b><br>H1499T75          | 4" HOUSING NON-IC SHALLOW CEILING 120/277V DUAL TAP TRANSFORMER LOW VOLTAGE 75W MR16 MAX. | 662400611660 | 5.8   | 6 | 84  |   |   |   | • | • |

### 4" CFL Housing







|   |  |   |              |   |   |    |  |  |  |   |   |
|---|--|---|--------------|---|---|----|--|--|--|---|---|
|  | <b>IC Air-Tite Shallow Ceiling CFL Housing</b><br>H470ICAT | 4" HOUSING COMPACT FLUORESCENT IC AIR-TITE SHALLOW CEILING 13W ELECTRONIC BALLAST, 120V         | 080083516667 | 5 | 6 | 84 |  |  |  |   | • |
|   | H471ICAT   | 4" HOUSING COMPACT FLUORESCENT IC AIR-TITE SHALLOW CEILING 18W ELECTRONIC BALLAST, 120V         | 080083516674 | 6 | 6 | 96 |  |  |  | • | • |
|   | H471RICAT  | 4" HOUSING COMPACT FLUORESCENT IC AIR-TITE SHALLOW CEILING REMODEL 18W ELECTRONIC BALLAST, 120V | 080083516643 | 5 | 6 | 96 |  |  |  | • |   |

### 4" Trim

|  |   |   |              |      |    |      |  |  |  |   |   |
|--|---|---|--------------|------|----|------|--|--|--|---|---|
|  | <b>Metropolitan Deco - For H1499T, 1499RT &amp; H1499IC</b><br>1946PB | 4" TRIM METROPOLITAN POLISHED BRASS ACCENT WITH TRANSLUCENT RINGS, MR16             | 662400188810 | 1.8  | 1  | 512  |  |  |  |   | • |
|  | <b>Adjustable Lensed Shower Light - 15 Degree Tilt</b><br>1951PS      | 4" TRIM LENSED SHOWERLIGHT WHITE TRIM, CLEAR SPECULAR SPLAY REFLECTOR, MR16         | 622697464974 | 0.8  | 12 | 384  |  |  |  | • | • |
|  | 1951SNS   | 4" TRIM LENSED SHOWERLIGHT SATIN NICKEL TRIM, CLEAR SPECULAR SPLAY REFLECTOR, MR16  | 623960387594 | 1    | 12 | 288  |  |  |  |   | • |
|  | 1951TBZS  | 4" TRIM LENSED SHOWERLIGHT TUSCAN BRONZE TRIM, CLEAR SPECULAR SPLAY REFLECTOR, MR16 | 623961311758 | 0.38 | 12 | 1296 |  |  |  |   | • |
|  | <b>Metropolitan Ice Lite - For H99T, H99RT &amp; H99ICT</b><br>945    | 4" TRIM METROPOLITAN 120V FROSTED GLASS   | 662400188612 | 1.75 | 6  | 216  |  |  |  |   | • |
|  | <b>Metropolitan Deco - For H99T, H99RT &amp; H99ICT</b><br>946BC      | 4" TRIM METROPOLITAN 120V BLACK CHROME ACCENT WITH TRANSLUCENT RINGS                | 662400184430 | 1.44 | 1  | 175  |  |  |  |   | • |
|  | 946PB   | 4" TRIM METROPOLITAN 120V POLISHED BRASS ACCENT WITH TRANSLUCENT RINGS              | 662400195610 | 1.4  | 1  | 175  |  |  |  |   | • |

★ Indicates ARRA Eligible Product,    **Off The Shelf**    **E** Indicates EISA Compliant Pulse Start Products

Please reference the Cooper Lighting Stock Guide Terms and Conditions page. Pictures are a representation of product categories and may not illustrate the exact skus listed. Product information is subject to change without notice. Consult factory representative for additional information and inventory details. Visit [www.cooperlighting.com](http://www.cooperlighting.com) for more product information.

| CATALOG NUMBER  | DESCRIPTION   | UPC CODE     | WEIGHT | CASE QTY | PALLET QTY | NJ | IL | TX | CA | GA |
|---|---|--------------|--------|----------|------------|----|----|----|----|----|
| <b>Shower Light</b>   |   |              |        |          |            |    |    |    |    |    |
|  951PS  | 4" TRIM LENSED SHOWERLIGHT 120V WHITE TRIM WITH GLASS LENS                  | 622697283117 | 0.5    | 6        | 540        | •  |    | •  | •  | •  |
| 955PS   | 4" TRIM, LENSED SHOWERLIGHT, WHITE TRIM WITH PRISMATIC GLASS LENS           | 080083515943 | 0.6    | 6        | 1008       | •  |    |    |    | •  |
| 951SNS  | 4" TRIM LENSED SHOWERLIGHT 120V SATIN NICKEL TRIM WITH GLASS LENS           | 623960387556 | 1      | 6        | 504        |    |    |    | •  | •  |
| 951TBZS   | 4" TRIM LENSED SHOWERLIGHT 120V TUSCAN BRONZE TRIM WITH GLASS LENS          | 623961311574 | 0.6    | 6        | 480        |    |    |    | •  | •  |
| 952PS   | 4" TRIM, LENSED SHOWERLIGHT, WHITE TRIM WITH FROST DOME GLASS LENS          | 080083515967 | 0.7    | 6        | 720        |    |    |    |    | •  |
| <b>Metal Baffle</b>   |   |              |        |          |            |    |    |    |    |    |
|  953AC  | 4" TRIM METAL BAFFLE ANTIQUE COPPER TRIM WITH ANTIQUE COPPER BAFFLE         | 623961309472 | 0.4    | 12       | 960        |    |    |    |    | •  |
| 953P  | 4" TRIM, METAL BAFFLE, WHITE TRIM WITH BLACK BAFFLE                         | 080083516001 | 0.4    | 12       | 960        |    |    |    | •  | •  |
| 953SN   | 4" TRIM METAL BAFFLE SATIN NICKEL TRIM WITH SATIN NICKEL BAFFLE             | 623960387532 | 0.31   | 12       | 768        |    |    |    | •  | •  |
| 953TBZ  | 4" TRIM METAL BAFFLE TUSCAN BRONZE TRIM WITH TUSCAN BRONZE BAFFLE           | 623961311499 | 0.38   | 12       | 840        |    |    |    | •  | •  |
| 953W  | 4" TRIM, METAL BAFFLE, WHITE TRIM WITH WHITE BAFFLE                         | 080083516025 | 0.4    | 12       | 960        |    |    |    | •  |    |
| <b>Pinhole Trim</b>   |   |              |        |          |            |    |    |    |    |    |
|  990P   | 4" TRIM PINHOLE TRIM WHITE  | 662400320647 | 0.2    | 24       | 1296       |    |    |    | •  | •  |
| <b>Wall Wash with Baffle</b>  |   |              |        |          |            |    |    |    |    |    |
|  992P  | 4" TRIM WALL WASH WHITE TRIM AND SCOOP, BLACK BAFFLE                        | 662400320531 | 0.38   | 6        | 600        |    |    |    |    | •  |
| 992TBZ  | 4" TRIM WALL WASH TUSCAN BRONZE TRIM AND SCOOP, BLACK BAFFLE                | 623961311550 | 0.4    | 12       | 576        |    |    |    |    | •  |
| 992W  | 4" TRIM WALL WASH WHITE TRIM AND SCOOP, WHITE BAFFLE                        | 662400320654 | 0.38   | 6        | 1296       |    |    |    | •  | •  |
| <b>Coilex Baffle</b>  |   |              |        |          |            |    |    |    |    |    |
|  993P | 4" TRIM COILEX BAFFLE WHITE TRIM WITH BLACK BAFFLE                          | 662400321064 | 0.2    | 12       | 960        |    |    |    | •  | •  |
| 993PB   | 4" TRIM COILEX BAFFLE POLISHED BRASS WITH BLACK BAFFLE                      | 662400320661 | 0.34   | 6        | 1512       |    |    |    |    | •  |
| 993SN   | 4" TRIM COILEX BAFFLE SATIN NICKEL TRIM WITH BLACK BAFFLE                   | 623960250485 | 0.04   | 12       | 840        |    |    |    | •  | •  |
| 993TBZ  | 4" TRIM COILEX BAFFLE TUSCAN BRONZE WITH BLACK BAFFLE                       | 623961311413 | 0.38   | 12       | 1152       |    |    |    | •  | •  |
| 993W  | 4" TRIM COILEX BAFFLE WHITE TRIM WITH WHITE BAFFLE                          | 662400164289 | 0.4    | 12       | 960        | •  | •  | •  | •  | •  |
| <b>Step Baffle</b>  |   |              |        |          |            |    |    |    |    |    |
| 994W  | 4" TRIM STEP BAFFLE WHITE TRIM WITH WHITE BAFFLE                            | 662400320708 | 0.28   | 6        | 720        |    |    |    |    | •  |
| <b>Adjustable Eyeball - 30 Degree Tilt - 996</b>  |   |              |        |          |            |    |    |    |    |    |
|  996P | 4" TRIM EYEBALL PAR20 LAMP WHITE TRIM WITH WHITE EYEBALL                    | 662400320630 | 0.68   | 12       | 864        |    |    |    | •  | •  |
| 996SN   | 4" TRIM EYEBALL PAR20 LAMP SATIN NICKEL TRIM WITH SATIN NICKEL EYEBALL      | 623960282769 | 0.68   | 12       | 576        |    |    |    |    | •  |
| 996TBZ  | 4" TRIM EYEBALL PAR20 LAMP TUSCAN BRONZE TRIM WITH TUSCAN BRONZE EYEBALL    | 623961311512 | 0.8    | 12       | 384        |    |    |    |    | •  |
| <b>Adjustable Eyeball - 30 Degree Tilt - 998</b>  |   |              |        |          |            |    |    |    |    |    |
|  998P | 4" TRIM EYEBALL R16, PAR16 LAMP WHITE TRIM WITH WHITE EYEBALL               | 662400132097 | 0.8    | 12       | 768        | •  | •  |    | •  | •  |
| 998SN   | 4" TRIM EYEBALL R16, PAR16 LAMP SATIN NICKEL TRIM WITH SATIN NICKEL EYEBALL | 623960250492 | 0.8    | 12       | 840        |    |    |    | •  |    |
| 998TBZ  | 4" TRIM EYEBALL R16, PAR16 LAMP TUSCAN BRONZE WITH TUSCAN BRONZE EYEBALL    | 623961311437 | 1      | 12       | 960        |    |    |    |    | •  |

★ Indicates ARRA Eligible Product,   **Off The Shelf**   **E** Indicates EISA Compliant Pulse Start Products

Please reference the Cooper Lighting Stock Guide Terms and Conditions page. Pictures are a representation of product categories and may not illustrate the exact skus listed. Product information is subject to change without notice. Consult factory representative for additional information and inventory details. Visit [www.cooperlighting.com](http://www.cooperlighting.com) for more product information.



| CATALOG NUMBER   | DESCRIPTION  | UPC CODE     | WEIGHT | CASE QTY | PALLET QTY | NJ | IL | TX | CA | GA |
|------------------|--|--------------|--------|----------|------------|----|----|----|----|----|
| <b>Reflector</b> |  |              |        |          |            |    |    |    |    |    |
| 999H             | 4" TRIM REFLECTOR CONE WHITE TRIM WITH HAZE REFLECTOR                | 622696606221 | 0.31   | 12       | 1296       |    |    |    |    | •  |
| 999P             | 4" TRIM REFLECTOR CONE WHITE TRIM WITH SPECULAR CLEAR REFLECTOR      | 662400320586 | 0.31   | 12       | 1080       |    |    |    | •  | •  |
| 999RG            | 4" TRIM REFLECTOR CONE WHITE TRIM WITH RESIDENTIAL GOLD REFLECTOR    | 662400320548 | 0.4    | 12       | 768        |    |    |    |    | •  |
| 999SN            | 4" TRIM REFLECTOR CONE SATIN NICKEL TRIM WITH SATIN NICKEL REFLECTOR | 623960250508 | 0.25   | 12       | 864        |    |    |    | •  | •  |
| 999TBZ           | 4" TRIM REFLECTOR CONE TUSCAN BRONZE WITH TUSCAN BRONZE REFLECTOR    | 623961311451 | 0.38   | 12       | 1296       |    |    |    |    | •  |
| 999W             | 4" TRIM REFLECTOR CONE WHITE TRIM WITH WHITE REFLECTOR               | 623961394287 | 0.4    | 6        | 792        |    |    |    |    | •  |

**4" Low Voltage Trim**

|                                  |   |              |      |   |      |  |  |  |   |   |
|----------------------------------|---|--------------|------|---|------|--|--|--|---|---|
| <b>1 - 7 / 8" Pinhole Baffle</b> |   |              |      |   |      |  |  |  |   |   |
| 1419P                            | 4" TRIM PINHOLE BAFFLE WHITE TRIM WITH BLACK BAFFLE, MR16         | 662400320494 | 0.67 | 6 | 1296 |  |  |  | • | • |
| 1419SN                           | 4" TRIM PINHOLE BAFFLE SATIN NICKEL TRIM WITH BLACK BAFFLE, MR16  | 623960295226 | 0.41 | 6 | 720  |  |  |  |   | • |
| 1419TBZ                          | 4" TRIM PINHOLE BAFFLE TUSCAN BRONZE TRIM WITH BLACK BAFFLE, MR16 | 623961311611 | 0.6  | 6 | 1296 |  |  |  |   | • |
| 1419W                            | 4" TRIM PINHOLE BAFFLE WHITE TRIM WITH WHITE BAFFLE, MR16         | 662400320760 | 0.6  | 6 | 1296 |  |  |  | • | • |




|  |   |              |      |    |      |  |  |  |   |   |
|--|---|--------------|------|----|------|--|--|--|---|---|
| <b>Adjustable Slot Aperture - 35 Degree Tilt</b> |   |              |      |    |      |  |  |  |   |   |
| 1420P  | 4" TRIM SLOT APERTURE WHITE, MR16         | 662400132264 | 1    | 12 | 1344 |  |  |  | • | • |
| 1420TBZ  | 4" TRIM SLOT APERTURE TUSCAN BRONZE, MR16 | 623961311673 | 0.38 | 6  | 720  |  |  |  |   | • |

|                       |   |              |       |    |      |  |   |  |   |   |
|-----------------------|---|--------------|-------|----|------|--|---|--|---|---|
| <b>Reflector Trim</b> |   |              |       |    |      |  |   |  |   |   |
| 1421C                 | 4" TRIM REFLECTOR WHITE TRIM, CLEAR SPECULAR REFLECTOR, MR16        | 662400320524 | 0.4   | 12 | 1152 |  | • |  | • | • |
| 1421CG                | 4" TRIM REFLECTOR WHITE TRIM, CHAMPAGNE GOLD REFLECTOR, MR16        | 662400603054 | 0.4   | 6  | 1296 |  |   |  | • | • |
| 1421H                 | 4" TRIM REFLECTOR WHITE TRIM, HAZE REFLECTOR, MR16                  | 662400621508 | 0.475 | 6  | 960  |  |   |  |   | • |
| 1421MB1               | 4" TRIM REFLECTOR WHITE TRIM, SPECULAR BLACK REFLECTOR, MR16        | 662400102045 | 0.4   | 20 | 1200 |  |   |  | • | • |
| 1421SN                | 4" TRIM REFLECTOR SATIN NICKEL TRIM, SATIN NICKEL REFLECTOR, MR16   | 623960295257 | 0.38  | 6  | 720  |  |   |  |   | • |
| 1421TBZ               | 4" TRIM REFLECTOR TUSCAN BRONZE TRIM, TUSCAN BRONZE REFLECTOR, MR16 | 623961311598 | 0.38  | 6  | 720  |  |   |  |   | • |
| 1421W                 | 4" TRIM REFLECTOR WHITE TRIM, WHITE REFLECTOR, MR16                 | 623961394270 | 0.38  | 6  | 1296 |  |   |  |   | • |



|                                      |   |              |      |   |      |   |   |  |   |   |
|--------------------------------------|---|--------------|------|---|------|---|---|--|---|---|
| <b>Metal Baffle - 35 Degree Tilt</b> |   |              |      |   |      |   |   |  |   |   |
| 1453TBZ                              | 4" TRIM METAL BAFFLE TUSCAN BRONZE TRIM WITH TUSCAN BRONZE BAFFLE, MR16 | 623961311659 | 0.38 | 6 | 720  |   |   |  |   | • |
| 1493P                                | 4" TRIM COILEX BAFFLE WHITE TRIM WITH BLACK BAFFLE, MR16                | 662400320555 | 0.4  | 6 | 720  |   |   |  | • | • |
| 1493SN                               | 4" TRIM COILEX BAFFLE SATIN NICKEL TRIM WITH BLACK BAFFLE, MR16         | 623960295264 | 0.42 | 6 | 960  |   |   |  |   | • |
| 1493TBZ                              | 4" TRIM COILEX BAFFLE TUSCAN BRONZE TRIM WITH BLACK BAFFLE, MR16        | 623961311635 | 0.38 | 6 | 1296 |   |   |  |   | • |
| 1493W                                | 4" TRIM COILEX BAFFLE WHITE TRIM WITH WHITE BAFFLE, MR16                | 662400320623 | 0.4  | 6 | 756  | • | • |  | • | • |

|   |   |              |      |   |      |  |  |  |   |   |
|---|---|--------------|------|---|------|--|--|--|---|---|
| <b>Adjustable Gimbal - 30 Degree Tilt</b> |   |              |      |   |      |  |  |  |   |   |
| 1495P                                     | 4" TRIM ADJUSTABLE GIMBAL WHITE, MR16         | 662400659679 | 0.4  | 6 | 1080 |  |  |  | • | • |
| 1495SN                                    | 4" TRIM ADJUSTABLE GIMBAL SATIN NICKEL, MR16  | 623960295271 | 0.46 | 6 | 960  |  |  |  | • | • |
| 1495TBZ                                   | 4" TRIM ADJUSTABLE GIMBAL TUSCAN BRONZE, MR16 | 623961311697 | 0.38 | 6 | 1440 |  |  |  |   | • |


|   |   |              |      |   |     |  |  |  |   |   |
|---|---|--------------|------|---|-----|--|--|--|---|---|
| <b>Retractable Elbow - 60 Degree Tilt</b> |   |              |      |   |     |  |  |  |   |   |
| 1496P                                     | 4" TRIM RETRACTABLE ELBOW WHITE, MR16         | 662400659686 | 0.38 | 6 | 960 |  |  |  | • | • |
| 1496SN                                    | 4" TRIM RETRACTABLE ELBOW SATIN NICKEL, MR16  | 623960295172 | 0.38 | 6 | 960 |  |  |  |   | • |
| 1496TBZ                                   | 4" TRIM RETRACTABLE ELBOW TUSCAN BRONZE, MR16 | 623961311710 | 0.4  | 6 | 600 |  |  |  |   | • |

| CATALOG NUMBER   | DESCRIPTION   | UPC CODE     | WEIGHT | CASE QTY | PALLET QTY | NJ | IL | TX | CA | GA |
|--|---|--------------|--------|----------|------------|----|----|----|----|----|
|  <b>Adjustable Mirror Trim - 90 Degree Tilt</b>                  |   |              |        |          |            |    |    |    |    |    |
| 1497P  | 4" TRIM ADJUSTABLE MIRROR WHITE TRIM WITH WHITE SCOOP, MR16                       | 662400671879 | 0.55   | 6        | 576        |    |    |    | •  | •  |
|  <b>Adjustable Eyeball with Baffle - 30 Degree Tilt</b>          |   |              |        |          |            |    |    |    |    |    |
| 1498P  | 4" TRIM EYEBALL WHITE TRIM WITH WHITE EYEBALL, BLACK BAFFLE, MR16                 | 662400320517 | 0.8    | 6        | 600        |    |    |    | •  | •  |
| 1498SN   | 4" TRIM EYEBALL SATIN NICKEL TRIM WITH SATIN NICKEL EYEBALL, BLACK BAFFLE, MR16   | 623960295189 | 0.8    | 6        | 600        |    |    |    |    | •  |
| 1498TBZ  | 4" TRIM EYEBALL TUSCAN BRONZE TRIM WITH TUSCAN BRONZE EYEBALL, BLACK BAFFLE, MR16 | 623961311734 | 0.6    | 6        | 720        |    |    |    |    | •  |
| 1498W  | 4" TRIM EYEBALL WHITE TRIM WITH WHITE EYEBALL, WHITE BAFFLE, MR16                 | 662400302858 | 0.6    | 6        | 792        |    |    |    | •  | •  |
|  <b>Metropolitan Ice Lite - For H1499T, 1499RT &amp; H1499IC</b> |   |              |        |          |            |    |    |    |    |    |
| 1945   | 4" TRIM METROPOLITAN FROSTED GLASS, MR16  | 662400194989 | 2.19   | 6        | 336        |    |    |    |    | •  |




**4" LED Housing**

|  |  |              |       |   |     |  |  |  |   |   |
|--|--|--------------|-------|---|-----|--|--|--|---|---|
|  <b>4" LED Housing IC Air-Tite, 120V Line Voltage</b>                     |  |              |       |   |     |  |  |  |   |   |
| H995ICAT   | 4" LED HOUSING IC AIR-TITE SHALLOW CEILING 120V LINE VOLTAGE         | 080083616930 | 2.125 | 6 | 144 |  |  |  | • | • |
|  <b>4" LED Remodel Housing IC Air-Tite, 120V Line Voltage</b> |  |              |       |   |     |  |  |  |   |   |
| H995RICAT  | 4" LED REMODEL HOUSING IC AIR-TITE SHALLOW CEILING 120V LINE VOLTAGE | 080083616947 | 1.5   | 6 | 108 |  |  |  | • | • |

**4" LED Module**












|   |  |              |      |   |     |  |   |  |   |   |
|---|--|--------------|------|---|-----|--|---|--|---|---|
|  <b>4" LED Retrofit Module, with E26 Medium Screwbase adapter</b> |  |              |      |   |     |  |   |  |   |   |
| RL406830WH  | 4" ALL-PURPOSE LED RETROFIT MODULE-TRIM, WITH LED CONNECTOR AND E26 MEDIUM SCREWBASE ADAPTER | 080083616916 | 0.01 | 2 | 384 |  | • |  | • | • |

**4" Halo H4 LED**

|   |   |              |      |   |     |  |   |  |   |   |
|---|---|--------------|------|---|-----|--|---|--|---|---|
|  <b>4" LED Light Engine, 2700K, for Halo H455 and H456 LED Housings</b> |   |              |      |   |     |  |   |  |   |   |
| EL405827  | 4" LED LIGHT ENGINE, 2700K, FOR HALO H455 AND H456 LED HOUSINGS | 080083529018 | 1.71 | 6 | 288 |  |   |  |   | • |
|  <b>4" LED Light Engine, 3000K, for Halo H455 and H456 LED Housings</b> |   |              |      |   |     |  |   |  |   |   |
| EL405830  | 4" LED LIGHT ENGINE, 3000K, FOR HALO H455 AND H456 LED HOUSINGS | 080083529025 | 1.71 | 6 | 240 |  | • |  | • | • |
|  <b>4" LED Light Engine, 3500K, for Halo H455 and H456 LED Housings</b> |   |              |      |   |     |  |   |  |   |   |
| EL405835  | 4" LED LIGHT ENGINE, 3000K, FOR HALO H455 AND H456 LED HOUSINGS | 080083529032 | 1.71 | 6 | 384 |  |   |  |   | • |
| <b>4" LED Light Engine, 4000K, for Halo H455 and H456 LED Housings</b>  |   |              |      |   |     |  |   |  |   |   |
| EL405840  | 4" LED LIGHT ENGINE, 3000K, FOR HALO H455 AND H456 LED HOUSINGS | 080083529247 | 1.6  | 6 | 336 |  |   |  |   | • |


★ Indicates ARRA Eligible Product,    **Off The Shelf**    **E** Indicates EISA Compliant Pulse Start Products

Please reference the Cooper Lighting Stock Guide Terms and Conditions page. Pictures are a representation of product categories and may not illustrate the exact skus listed. Product information is subject to change without notice. Consult factory representative for additional information and inventory details. Visit [www.cooperlighting.com](http://www.cooperlighting.com) for more product information.

| CATALOG NUMBER   | DESCRIPTION  | UPC CODE     | WEIGHT | CASE PALLET |     |    |    |    |    |    |  |  |  |  |  |  |  |  |  |  |
|--|--|--------------|--------|-------------|-----|----|----|----|----|----|--|--|--|--|--|--|--|--|--|--|
|  |  |              |        | QTY         | QTY | NJ | IL | TX | CA | GA |  |  |  |  |  |  |  |  |  |  |
|    |  |              |        |             |     |    |    |    |    |    |  |  |  |  |  |  |  |  |  |  |
|    | <b>4" LED White Gimbal Trim / Light Engine, 2700K</b><br>ELG405827WH      4" LED WHITE GIMBAL TRIM / LIGHT ENGINE, 2700K, FOR HALO H455 AND H456 LED HOUSINGS  | 080083580941 | 2      | 4           | 252 |    |    |    |    |    |  |  |  |  |  |  |  |  |  |  |
|    | <b>4" LED Satin Nickel Gimbal Trim / Light Engine, 3000K</b><br>ELG405830SN      4" LED SATIN NICKEL GIMBAL TRIM / LIGHT ENGINE, 3000K, FOR HALO H455 AND H456 LED HOUSINGS  | 080083576265 | 2      | 6           | 180 |    |    |    |    |    |  |  |  |  |  |  |  |  |  |  |
|    | <b>4" LED Tuscan Bronze Gimbal Trim / Light Engine, 3000K</b><br>ELG405830TBZ      4" LED TUSCAN BRONZE GIMBAL TRIM / LIGHT ENGINE, 3000K, FOR HALO H455 AND H456 LED HOUSINGS   | 080083576340 | 2      | 6           | 180 |    |    |    |    |    |  |  |  |  |  |  |  |  |  |  |
|    | <b>4" LED White Gimbal Trim / Light Engine, 3000K</b><br>ELG405830WH      4" LED WHITE GIMBAL TRIM / LIGHT ENGINE, 3000K, FOR HALO H455 AND H456 LED HOUSINGS  | 080083576180 | 2      | 6           | 180 |    |    |    |    |    |  |  |  |  |  |  |  |  |  |  |
|   | <b>4" LED White Gimbal Trim / Light Engine, 3500K</b><br>ELG405835WH      4" LED WHITE GIMBAL TRIM / LIGHT ENGINE, 3500K, FOR HALO H455 AND H456 LED HOUSINGS  | 080083576203 | 2      | 6           | 180 |    |    |    |    |    |  |  |  |  |  |  |  |  |  |  |
|  | <b>4" LED White Gimbal Trim / Light Engine, 4000K</b><br>ELG405840WH      4" LED WHITE GIMBAL TRIM / LIGHT ENGINE, 4000K, FOR HALO H455 AND H456 LED HOUSINGS  | 080083576227 | 2      | 6           | 180 |    |    |    |    |    |  |  |  |  |  |  |  |  |  |  |
|  | <b>4" LED White Square Gimbal Trim / Light Engine, 2700K</b><br>ELSG405827WH      4" LED WHITE SQUARE GIMBAL TRIM / LIGHT ENGINE, 2700K, FOR HALO H455 AND H456 LED HOUSINGS   | 080083576401 | 2      | 6           | 180 |    |    |    |    |    |  |  |  |  |  |  |  |  |  |  |
|  | <b>4" LED White Square Gimbal Trim / Light Engine, 3000K</b><br>ELSG405830WH      4" LED WHITE SQUARE GIMBAL TRIM / LIGHT ENGINE, 3000K, FOR HALO H455 AND H456 LED HOUSINGS   | 080083576425 | 2      | 6           | 180 |    |    |    |    |    |  |  |  |  |  |  |  |  |  |  |
|  | <b>4" LED ICAT Remodel Housing, 120V, for Halo EL4, ELG4, ELSG4 series LED Light Engines</b><br>H455RICAT120D      4" LED HOUSING IC AIR-TITE REMODEL, DIMMABLE, 120V, FOR HALO EL4, ELG4, ELSG4 SERIES LED LIGHT ENGINES          | 080083525119 | 6.14   | 6           | 120 |    |    |    |    |    |  |  |  |  |  |  |  |  |  |  |
|  | <b>4" LED NON-IC Housing, 120V-277V, for Halo EL4, ELG4, ELSG4 series LED Light Engines</b><br>H455TUNVD010      4" LED HOUSING NON-IC, DIMMABLE WITH 0-10V DIMMERS, 120V-277V, FOR HALO EL4, ELG4, ELSG4 SERIES LED LIGHT ENGINES | 080083545131 | 5.8    | 6           | 84  |    |    |    |    |    |  |  |  |  |  |  |  |  |  |  |

★ Indicates ARRA Eligible Product,    ✓ Indicates Off the Shelf Product,    **E** Indicates EISA Compliant Pulse Start Products

Please reference the Cooper Lighting Stock Guide Terms and Conditions page. Pictures are a representation of product categories and may not illustrate the exact skus listed. Product information is subject to change without notice. Consult factory representative for additional information and inventory details. Visit [www.cooperlighting.com](http://www.cooperlighting.com) for more product information.

| CATALOG NUMBER   | DESCRIPTION   | UPC CODE     | WEIGHT | CASE PALLET |     | NJ IL TX CA GA |   |  |   |   |
|--|---|--------------|--------|-------------|-----|----------------|---|--|---|---|
|  |   |              |        | QTY         | QTY |                |   |  |   |   |
|    | <b>4" LED NON-IC Housing , 120V-277V - Remodel, for Halo EL4, ELG4, ELSG4 series LED Light Engines</b><br>H455RTUNVD010 | 080083543106 | 6.14   | 6           | 108 |                |   |  |   | • |
|    | <b>4" LED ICAT Housing, 120V, for Halo EL4, ELG4, ELSG4 series LED Light Engines</b><br>H456ICAT120D                    | 080083575923 | 2.25   | 6           | 144 |                | • |  | • | • |
|    | <b>4" LED Reflector - Haze, Matte White Ring</b><br>TL400H  | 080083527854 | 0.4    | 18          | 540 |                |   |  |   | • |
|    | <b>4" LED Reflector - Specular Black, Matte White Ring</b><br>TL400SBK  | 080083544226 | 0.4    | 18          | 720 |                |   |  |   | • |
|    | <b>4" LED Reflector - Specular Clear, Matte White Ring</b><br>TL400SC   | 080083527847 | 0.4    | 18          | 540 |                |   |  |   | • |
|   | <b>4" LED Reflector - Satin Nickel, Satin Nickel Ring</b><br>TL400SN  | 080083544202 | 0.4    | 18          | 720 |                |   |  |   | • |
|  | <b>4" LED Reflector - Tuscan Bronze, Tuscan Bronze Ring</b><br>TL400TBZ   | 080083544219 | 0.4    | 18          | 720 |                |   |  |   | • |
|  | <b>4" LED Reflector - Matte White, Matte White Ring</b><br>TL400WH  | 080083527861 | 0.4    | 18          | 540 |                |   |  | • | • |
|  | <b>4" LED Reflector - Black Baffle, Matte White Ring</b><br>TL401BB   | 080083544233 | 0.4    | 18          | 720 |                |   |  |   | • |
|  | <b>4" LED Reflector - White Baffle, Matte White Ring</b><br>TL401WB   | 080083527878 | 0.4    | 18          | 540 |                |   |  | • | • |
|  | <b>4" LED Regressed Lens - Haze Reflector, Matte White Ring</b><br>TL402HS  | 080083527892 | 0.4    | 18          | 540 |                |   |  | • | • |

★ Indicates ARRA Eligible Product,    ✓ Indicates Off the Shelf Product,    **E** Indicates EISA Compliant Pulse Start Products








Please reference the Cooper Lighting Stock Guide Terms and Conditions page. Pictures are a representation of product categories and may not illustrate the exact skus listed. Product information is subject to change without notice. Consult factory representative for additional information and inventory details. Visit [www.cooperlighting.com](http://www.cooperlighting.com) for more product information.













| CATALOG NUMBER   | DESCRIPTION   | UPC CODE     | WEIGHT | CASE QTY | PALLET QTY | NJ | IL | TX | CA | GA |
|--|---|--------------|--------|----------|------------|----|----|----|----|----|
|    | <b>4" LED Regressed Lens - Specular Black Reflector, Matte White Ring</b><br>TL402SBKS      4" LED TRIM, SOLITE(R) REGRESSED LENS, SPECULAR BLACK REFLECTOR, MATTE WHITE RING, SHOWER RATED                                   | 080083544264 | 0.4    | 18       | 720        |    |    |    |    | •  |
|    | <b>4" LED Regressed Lens - Specular Clear Reflector, Matte White Ring</b><br>TL402SCS      4" LED TRIM, SOLITE(R) REGRESSED LENS, SPECULAR CLEAR REFLECTOR, MATTE WHITE RING, SHOWER RATED                                    | 080083527885 | 0.4    | 18       | 540        |    |    |    |    | •  |
|    | <b>4" LED Regressed Lens - Satin Nickel Reflector, Satin Nickel Ring</b><br>TL402SNS      4" LED TRIM, SOLITE(R) REGRESSED LENS, SATIN NICKEL REFLECTOR, SATIN NICKEL RING, SHOWER RATED                                      | 080083544240 | 0.4    | 18       | 720        |    |    |    |    | •  |
|    | <b>4" LED Regressed Lens - Tuscan Bronze Reflector, Matte White Ring</b><br>TL402TBZS      4" LED TRIM, SOLITE(R) REGRESSED LENS, TUSCAN BRONZE REFLECTOR, MATTE WHITE RING, SHOWER RATED                                     | 080083544257 | 0.4    | 18       | 720        |    |    |    |    | •  |
|    | <b>4" LED Regressed Lens - Matte White Reflector, Matte White Ring</b><br>TL402WHS      4" LED TRIM, SOLITE(R) REGRESSED LENS, MATTE WHITE REFLECTOR, MATTE WHITE RING, SHOWER RATED  | 080083527908 | 0.4    | 18       | 540        |    |    |    | •  | •  |
|   | <b>4" LED Regressed Lens - Black Baffle Reflector, Matte White Ring</b><br>TL403BBS      4" LED TRIM, SOLITE(R) REGRESSED LENS, BLACK BAFFLE REFLECTOR, MATTE WHITE RING, SHOWER RATED  | 080083544271 | 0.4    | 18       | 720        |    |    |    |    | •  |
|  | <b>4" LED Regressed Lens - White Baffle, Matte White Ring</b><br>TL403WBS      4" LED TRIM, SOLITE(R) REGRESSED LENS, WHITE BAFFLE, MATTE WHITE RING, SHOWER RATED  | 080083527915 | 0.4    | 18       | 540        |    |    |    | •  | •  |
|  | <b>4" LED Wall Wash Trim, White Reflector, Specular Wall Wash Optic, Matte White Ring</b><br>TL409WHWW      4" LED TRIM, WALL WASH, WHITE REFLECTOR WITH SPECULAR WALL WASH OPTIC, MATTE WHITE RING                           | 080083575800 | 0.4    | 18       | 540        |    |    |    |    | •  |
|  | <b>4" LED Wall Wash Trim, Semi-Specular Clear Reflector, Specular Wall Wash Optic, Matte White Ring</b><br>TL409WW      4" LED TRIM, WALL WASH, SEMI-SPECULAR CLEAR REFLECTOR WITH SPECULAR WALL WASH OPTIC, MATTE WHITE RING | 080083585090 | 0.4    | 18       | 540        |    |    |    |    | •  |
|  | <b>4" LED Optional Reflector Kit 25, 35, 50 degree, for ELG4 and ELSG4 Gimbal Trim / Light Engines</b><br>TL412RK      4" LED OPTIONAL REFLECTOR KIT 25, 35, 50 DEGREE, FOR ELG4 AND ELSG4 GIMBAL TRIM / LIGHT ENGINES        | 080083575817 | 0.4    | 18       | 540        |    |    |    |    | •  |
|  | <b>4" LED Trim, "Dead Front" Polymer Trim Ring and Lens Lens, Matte White Ring, Shower Rated</b><br>TL422PS      4" LED TRIM, "DEAD FRONT" POLYMER TRIM RING AND LENS LENS, MATTE WHITE RING, SHOWER RATED                    | 080083527922 | 0.4    | 18       | 648        |    |    |    |    | •  |

★ Indicates ARRA Eligible Product,    ✓ Indicates Off the Shelf Product,    **E** Indicates EISA Compliant Pulse Start Products










Please reference the Cooper Lighting Stock Guide Terms and Conditions page. Pictures are a representation of product categories and may not illustrate the exact skus listed. Product information is subject to change without notice. Consult factory representative for additional information and inventory details. Visit [www.cooperlighting.com](http://www.cooperlighting.com) for more product information.

| CATALOG NUMBER   | DESCRIPTION  | UPC CODE   | WEIGHT                          | CASE PALLET                |                                      | NJ | IL | TX | CA | GA                    |
|--|--|--|---------------------------------|----------------------------|--------------------------------------|----|----|----|----|-----------------------|
|  |  |  |                                 | QTY                        | QTY                                  |    |    |    |    |                       |
|    | <b>4" LED Trim, Square Baffle Trim with Solite(R) Regressed Lens, Black Baffle, Satin Nickel Ring</b><br>TLS408SNBB      4" LED TRIM, SQUARE BAFFLE TRIM WITH SOLITE(R) REGRESSED LENS, BLACK BAFFLE, SATIN NICKEL RING, SHOWER RATED  | 080083575787   | 0.4                             | 18                         | 540                                  |    |    |    |    | •                     |
|    | <b>4" LED Trim, Square Baffle Trim with Solite(R) Regressed Lens, Black Baffle, Tuscan Bronze Ring</b><br>TLS408TBZBB      4" LED TRIM, SQUARE BAFFLE TRIM WITH SOLITE(R) REGRESSED LENS, BLACK BAFFLE, TUSCAN BRONZE RING, SHOWER RATED   | 080083575794   | 0.4                             | 18                         | 540                                  |    |    |    |    | •                     |
|    | <b>4" LED Trim, Square Baffle Trim with Solite(R) Regressed Lens, Black Baffle, White Ring</b><br>TLS408WHBB      4" LED TRIM, SQUARE BAFFLE TRIM WITH SOLITE(R) REGRESSED LENS, BLACK BAFFLE, WHITE RING, SHOWER RATED  | 080083575770   | 0.4                             | 18                         | 540                                  |    |    |    |    | •                     |
|    | <b>4" LED Square Baffle Trim with Solite(R) Regressed Lens, White Baffle, White Ring</b><br>TLS408WHWB      4" LED TRIM, SQUARE BAFFLE TRIM WITH SOLITE(R) REGRESSED LENS, WHITE BAFFLE, WHITE RING, SHOWER RATED  | 080083575763   | 0.4                             | 18                         | 540                                  |    | •  |    | •  | •                     |
|    | <b>4" LED Accessory</b><br>TRM400BK      4" LED ACCESSORY - SLIM RING, BLACK<br>TRM400PC      4" LED ACCESSORY - SLIM RING, POLISHED CHROME<br>TRM400SN      4" LED ACCESSORY - SLIM RING, SATIN NICKEL<br>TRM400TBZ      4" LED ACCESSORY - SLIM RING, TUSCAN BRONZE<br>TRM400WH      4" LED ACCESSORY - SLIM RING, MATTE WHITE | 080083544585<br>080083544646<br>080083544608<br>080083544622<br>080083544561 | 0.2<br>0.2<br>0.2<br>0.2<br>0.2 | 24<br>24<br>24<br>24<br>24 | 4032<br>4032<br>4032<br>4032<br>4032 |    |    |    |    | •<br>•<br>•<br>•<br>• |
| <b>5" CFL Housing</b>  |  |  |                                 |                            |                                      |    |    |    |    |                       |
|  | <b>IC Air-Tite, CFL</b><br>H572ICAT      5" HOUSING 26W IC AIR-TITE COMPACT FLUORESCENT, ELECTRONIC BALLAST, 120V  | 623961305955   | 3.2                             | 4                          | 80                                   |    |    |    |    | •                     |
|  | <b>IC Air-Tite Remodel, CFL</b><br>H572RICAT      5" HOUSING 26W IC AIR-TITE COMPACT FLUORESCENT REMODEL, ELECTRONIC BALLAST, 120V   | 623961597497   | 1.54                            | 6                          | 144                                  |    |    |    |    | •                     |

| CATALOG NUMBER   | DESCRIPTION   | UPC CODE   | WEIGHT   | CASE QTY                   | PALLET QTY       | NJ                       | IL | TX | CA | GA |
|--|---|--|--|----------------------------|------------------|--------------------------|----|----|----|----|
| <b>5" H5 Housing</b>   |   |  |  |                            |                  |                          |    |    |    |    |
|    | <b>IC Air-Tite</b><br>H5ICAT                                      | 5" HOUSING IC AIR-TITE 120V LINE VOLTAGE   | 662400602675   | 2.77                       | 6                | 144                      | •  | •  | •  | •  |
|    | <b>IC Air-Tite Remodel</b><br>H5RICAT                             | 5" HOUSING IC AIR-TITE REMODEL 120V LINE VOLTAGE   | 662400610557   | 1.8                        | 6                | 180                      | •  | •  | •  | •  |
|    | <b>Non-IC Remodel</b><br>H5RT                                     | 5" HOUSING NON-IC REMODEL 120V LINE VOLTAGE  | 662400602668   | 2.4                        | 6                | 180                      | •  | •  | •  | •  |
|    | <b>Non-IC</b><br>H5T  | 5" HOUSING NON-IC 120V LINE VOLTAGE  | 662400602651   | 3.25                       | 6                | 120                      | •  | •  | •  | •  |
| <b>5" H5 Shallow Housing</b>   |   |  |  |                            |                  |                          |    |    |    |    |
|   | <b>IC Air-Tite</b><br>H25ICAT                                     | 5" HOUSING ICAT SHALLOW 120V LINE VOLTAGE  | 662400664109   | 2.5                        | 6                | 120                      | •  | •  | •  | •  |
| <b>5" H5 Trim</b>  |   |  |  |                            |                  |                          |    |    |    |    |
|  | <b>Splay Trim</b><br>5000P<br>5000SN<br>5000TBZ                   | 5" TRIM SPLAY WHITE TRIM AND WHITE SPLAY<br>5" TRIM SPLAY SATIN NICKEL TRIM AND SATIN NICKEL SPLAY<br>5" TRIM SPLAY TUSCAN BRONZE TRIM AND TUSCAN BRONZE SPLAY   | 662400602712<br>623961112881<br>623961311802                 | 0.6<br>0.6<br>0.8          | 6<br>6<br>6      | 360<br>300<br>480        | •  | •  | •  | •  |
|  | <b>Metal Splay Baffle</b><br>5001MB<br>5001P<br>5001SN<br>5001TBZ | 5" TRIM BAFFLE WHITE TRIM WITH BLACK BAFFLE<br>5" TRIM BAFFLE WHITE TRIM WITH WHITE BAFFLE<br>5" TRIM BAFFLE SATIN NICKEL TRIM WITH SATIN NICKEL BAFFLE<br>5" TRIM BAFFLE TUSCAN BRONZE TRIM WITH TUSCAN BRONZE BAFFLE | 662400602736<br>662400602729<br>080083588886<br>623961311826 | 0.58<br>0.5<br>1.2<br>0.38 | 6<br>6<br>6<br>6 | 270<br>360<br>360<br>270 | •  | •  | •  | •  |
|  | <b>Step Baffle</b><br>5010<br>5010W                               | 5" TRIM BAFFLE WHITE TRIM WITH BLACK BAFFLE<br>5" TRIM BAFFLE WHITE TRIM WITH WHITE BAFFLE   | 662400602743<br>662400602750                                 | 0.74<br>0.74               | 6<br>6           | 360<br>360               | •  | •  | •  | •  |
|  | <b>High Coilex Baffle</b><br>5012W                                | 5" TRIM DEEP BAFFLE WHITE TRIM WITH WHITE BAFFLE   | 662400602811   | 1.04                       | 6                | 216                      | •  | •  | •  | •  |
|  | <b>Shallow Metal Baffle</b><br>5014P                              | 5" TRIM METAL BAFFLE WHITE TRIM WITH WHITE BAFFLE  | 662400664086   | 0.81                       | 6                | 270                      | •  | •  | •  | •  |

★ Indicates ARRA Eligible Product,   **Off The Shelf** Indicates Off the Shelf Product,   **E** Indicates EISA Compliant Pulse Start Products

Please reference the Cooper Lighting Stock Guide Terms and Conditions page. Pictures are a representation of product categories and may not illustrate the exact skus listed. Product information is subject to change without notice. Consult factory representative for additional information and inventory details. Visit [www.cooperlighting.com](http://www.cooperlighting.com) for more product information.

| CATALOG NUMBER  | DESCRIPTION   | UPC CODE     | WEIGHT | CASE QTY | PALLET QTY | NJ | IL | TX | CA | GA |
|---|---|--------------|--------|----------|------------|----|----|----|----|----|
| <b>Coilex Baffle with Reflector and Torsion Springs</b>                                   |   |              |        |          |            |    |    |    |    |    |
|  5016P    | 5" TRIM BAFFLE WHITE TRIM WITH BLACK BAFFLE   | 623961558962 | 1.18   | 6        | 180        |    |    |    |    | •  |
| 5016W   | 5" TRIM BAFFLE WHITE TRIM WITH WHITE BAFFLE   | 623961558979 | 1.04   | 6        | 180        |    |    |    | •  | •  |
| <b>Reflector Cone</b>   |   |              |        |          |            |    |    |    |    |    |
|  5020H    | 5" TRIM REFLECTOR CONE WHITE TRIM WITH HAZE REFLECTOR                               | 622697053390 | 0.86   | 6        | 288        |    |    |    |    | •  |
| 5020P   | 5" TRIM REFLECTOR CONE WHITE TRIM WITH WHITE REFLECTOR                              | 662400602781 | 0.86   | 6        | 216        |    |    |    |    | •  |
| 5020RG  | 5" TRIM REFLECTOR CONE WHITE TRIM WITH RESIDENTIAL GOLD REFLECTOR                   | 662400602798 | 0.86   | 6        | 216        |    |    |    |    | •  |
| 5020SC  | 5" TRIM REFLECTOR CONE WHITE TRIM WITH CLEAR SPECULAR REFLECTOR                     | 662400602767 | 0.86   | 6        | 288        |    |    |    | •  | •  |
| 5020SN  | 5" TRIM REFLECTOR CONE SATIN NICKEL TRIM WITH SATIN NICKEL REFLECTOR                | 623961112843 | 0.86   | 6        | 144        |    |    |    |    | •  |
| 5020TBZ   | 5" TRIM REFLECTOR CONE TUSCAN BRONZE WITH TUSCAN BRONZE REFLECTOR                   | 623961311772 | 0.38   | 6        | 288        |    |    |    |    | •  |
| <b>Full Reflector</b>   |   |              |        |          |            |    |    |    |    |    |
|  5021SC   | 5" TRIM FULL REFLECTOR WHITE TRIM WITH CLEAR SPECULAR REFLECTOR                     | 662400602828 | 0.83   | 6        | 216        |    |    |    | •  | •  |
| 5021SN  | 5" TRIM FULL REFLECTOR SATIN NICKEL TRIM WITH SATIN NICKEL REFLECTOR                | 080083508587 | 0.83   | 6        | 216        |    |    |    |    | •  |
| <b>Wall Wash with Baffle</b>  |   |              |        |          |            |    |    |    |    |    |
|  5030W    | 5" TRIM WALL WASH WHITE TRIM AND SCOOP, WHITE BAFFLE                                | 662400664949 | 1.2    | 6        | 180        |    |    |    |    | •  |
| <b>Frosted Lens Shower Light</b>  |   |              |        |          |            |    |    |    |    |    |
|  5051PS  | 5" TRIM SHOWERLIGHT WHITE TRIM WITH FLAT FROST LENS                                 | 080083521388 | 1.4    | 6        | 180        | •  | •  |    | •  | •  |
| <b>Shower Light</b>   |   |              |        |          |            |    |    |    |    |    |
|  5054PS | 5" TRIM SHOWERLIGHT WHITE TRIM WITH FROSTED DOME DIFFUSER                           | 623961531644 | 1.5    | 6        | 216        | •  | •  |    | •  | •  |
| 5054SNS   | 5" TRIM DROP SHOWERLIGHT SATIN NICKEL TRIM WITH FROSTED DIFFUSER                    | 623961836251 | 1.6    | 6        | 180        |    |    |    |    | •  |
| 5054TBZS  | 5" TRIM DROP SHOWERLIGHT TUSCAN BRONZE TRIM WITH FROSTED DIFFUSER                   | 623961827365 | 1.6    | 6        | 216        |    |    |    |    | •  |
| <b>Adjustable Gimbal - 25 Degree Tilt</b>   |   |              |        |          |            |    |    |    |    |    |
|  5060P  | 5" TRIM GIMBAL WHITE TRIM WITH WHITE GIMBAL   | 662400610700 | 0.75   | 6        | 540        |    |    |    | •  | •  |
| <b>Adjustable Eyeball - 30 Degree Tilt - 5070</b>   |   |              |        |          |            |    |    |    |    |    |
|  5070P  | 5" TRIM PAR30 EYEBALL WHITE TRIM WITH WHITE EYEBALL                                 | 662400602682 | 0.83   | 6        | 360        |    |    |    | •  | •  |
| 5070SN  | 5" TRIM PAR30 EYEBALL SATIN NICKEL TRIM WITH SATIN NICKEL EYEBALL, 30 DEGREE TILT   | 623961113789 | 0.8    | 6        | 360        |    |    |    |    | •  |
| 5070TBZ   | 5" TRIM PAR30 EYEBALL TUSCAN BRONZE TRIM WITH TUSCAN BRONZE EYEBALL, 30 DEGREE TILT | 623961311864 | 0.8    | 6        | 576        |    |    |    |    | •  |
| <b>Adjustable Eyeball - 30 Degree Tilt - 5071</b>   |   |              |        |          |            |    |    |    |    |    |
|  5071P  | 5" TRIM PAR20 EYEBALL WHITE TRIM WITH WHITE EYEBALL, 30 DEGREE TILT                 | 662400602705 | 1.04   | 12       | 588        |    |    |    |    | •  |

★ Indicates ARRA Eligible Product,   **Off The Shelf**   **E** Indicates EISA Compliant Pulse Start Products







Please reference the Cooper Lighting Stock Guide Terms and Conditions page. Pictures are a representation of product categories and may not illustrate the exact skus listed. Product information is subject to change without notice. Consult factory representative for additional information and inventory details. Visit [www.cooperlighting.com](http://www.cooperlighting.com) for more product information.



| CATALOG NUMBER   | DESCRIPTION  | UPC CODE     | WEIGHT | CASE QTY | PALLET QTY | NJ | IL | TX | CA | GA |
|--|--|--------------|--------|----------|------------|----|----|----|----|----|
| <b>6" CFL Housing</b>  |  |              |        |          |            |    |    |    |    |    |
|    | <b>IC Air-Tite, CFL</b>  |              |        |          |            |    |    |    |    |    |
| H270ICAT   | 6" HOUSING 13W IC AIR-TITE COMPACT FLUORESCENT, ELECTRONIC BALLAST, 120V                             | 622697900670 | 3.7    | 4        | 80         |    |    |    | •  | •  |
| H271ICAT   | 6" HOUSING 18W IC AIR-TITE COMPACT FLUORESCENT, ELECTRONIC BALLAST, 120V                             | 622697900694 | 3.1    | 4        | 80         |    |    |    | •  | •  |
| H272ICAT   | 6" HOUSING 26W IC AIR-TITE COMPACT FLUORESCENT, ELECTRONIC BALLAST, 120V                             | 622697900700 | 3.7    | 4        | 80         |    | •  |    | •  | •  |
|    | <b>IC Air-Tite Remodel, CFL</b>  |              |        |          |            |    |    |    |    |    |
| H270RICAT  | 6" HOUSING 13W IC AIR-TITE COMPACT FLUORESCENT, REMODEL ELECTRONIC BALLAST, 120V                     | 623961597503 | 2.08   | 6        | 120        |    |    |    |    | •  |
| H272RICAT  | 6" HOUSING 26W IC AIR-TITE COMPACT FLUORESCENT, REMODEL ELECTRONIC BALLAST, 120V                     | 623961597527 | 2.08   | 6        | 144        |    |    |    | •  | •  |
| <b>6" CFL Dimming Housing</b>  |  |              |        |          |            |    |    |    |    |    |
|    | <b>IC Air-Tite - Slope Ceiling, CFL</b>  |              |        |          |            |    |    |    |    |    |
| H247ICAT   | 6" SLOPE CEILING HOUSING 26/32/42W IC AIR-TITE COMPACT FLUORESCENT, ELECTRONIC BALLAST, 120V         | 623961774751 | 5.6    | 4        | 32         |    |    |    | •  |    |
| H248ICAT1D   | 6" SLOPE CEILING HOUSING 26/32/42W IC AIR-TITE COMPACT FLUORESCENT, ELECTRONIC DIMMING BALLAST, 120V | 623961774768 | 5.6    | 4        | 32         |    |    |    |    | •  |
|    | <b>IC Air-Tite, CFL, Dimming</b>   |              |        |          |            |    |    |    |    |    |
| H273ICAT1D   | 6" HOUSING 26/32W IC AIR-TITE COMPACT FLUORESCENT, ELECTRONIC DIMMING BALLAST, 120V                  | 623961432767 | 3.4    | 4        | 80         |    |    |    | •  | •  |
|   | <b>IC Air-Tite Remodel, CFL, Dimming</b>   |              |        |          |            |    |    |    |    |    |
| H273RICAT1D  | 6" HOUSING 26/32W IC AIR-TITE COMPACT FLUORESCENT, REMODEL ELECTRONIC DIMMING BALLAST, 120V          | 623961432798 | 2.8    | 6        | 30         |    |    |    | •  |    |
| <b>6" CFL Trim</b>   |  |              |        |          |            |    |    |    |    |    |
|  | <b>Regressed Albalite Lens with White Baffle, CFL</b>  |              |        |          |            |    |    |    |    |    |
| 370W   | 6" TRIM REGRESSED ALBALITE LENS FOR COMPACT FLUORESCENT WITH WHITE BAFFLE                            | 623961559020 | 0.52   | 6        | 180        |    |    |    | •  | •  |
|  | <b>Champagne Gold Reflector, CFL</b>   |              |        |          |            |    |    |    |    |    |
| 470CG  | 6" TRIM REFLECTOR FOR COMPACT FLUORESCENT WHITE TRIM WITH CHAMPAGNE GOLD REFLECTOR                   | 623961720543 | 0.7    | 6        | 120        |    |    |    | •  |    |
|  | <b>Haze Reflector, CFL</b>   |              |        |          |            |    |    |    |    |    |
| 470H   | 6" TRIM REFLECTOR FOR COMPACT FLUORESCENT WHITE TRIM WITH HAZE REFLECTOR                             | 623961558993 | 0.7    | 6        | 288        |    |    |    | •  | •  |
|  | <b>Residential Gold Reflector, CFL</b>   |              |        |          |            |    |    |    |    |    |
| 470RG  | 6" TRIM REFLECTOR FOR COMPACT FLUORESCENT WHITE TRIM WITH GOLD REFLECTOR                             | 623961559006 | 0.7    | 6        | 144        |    |    |    | •  | •  |
|  | <b>Specular Reflector, CFL</b>   |              |        |          |            |    |    |    |    |    |
| 470SC  | 6" TRIM REFLECTOR FOR COMPACT FLUORESCENT WHITE TRIM WITH CLEAR SPECULAR REFLECTOR                   | 623961558986 | 0.7    | 6        | 288        |    |    |    | •  | •  |

★ Indicates ARRA Eligible Product,    ✓ Indicates Off the Shelf Product,    Ⓢ Indicates EISA Compliant Pulse Start Products

Please reference the Cooper Lighting Stock Guide Terms and Conditions page. Pictures are a representation of product categories and may not illustrate the exact skus listed. Product information is subject to change without notice. Consult factory representative for additional information and inventory details. Visit [www.cooperlighting.com](http://www.cooperlighting.com) for more product information.

| CATALOG NUMBER   | DESCRIPTION      | UPC CODE  | WEIGHT       | CASE QTY | PALLET QTY | NJ  | IL | TX | CA | GA |
|--|------------------|---|--------------|----------|------------|-----|----|----|----|----|
| <b>6" CFL Housing - Electronic Ballast</b>   |                  |   |              |          |            |     |    |    |    |    |
| <b>Non-IC - Electronic Ballast</b>   |                  |   |              |          |            |     |    |    |    |    |
|    | H280E            | 6" HOUSING COMPACT FLUORESCENT NON-IC 18W ELECTRONIC HPF BALLAST, 120-277V                          | 623961486661 | 2.72     | 4          | 80  |    |    |    | •  |
|  | H280EL           | 6" HOUSING COMPACT FLUORESCENT NON-IC 18W ELECTRONIC HPF BALLAST, 120-277V - LAMP INCLUDED          | 662400651758 | 4.35     | 4          | 48  |    |    |    | •  |
|  | H285E            | 6" HOUSING COMPACT FLUORESCENT IC AIR-TITE 26W ELECTRONIC HPF BALLAST, 120-277V                     | 662400623847 | 4.05     | 4          | 80  |    |    |    | •  |
|  | H285EL           | 6" HOUSING COMPACT FLUORESCENT NON-IC 26W ELECTRONIC HPF BALLAST, 120-277V - LAMP INCLUDED          | 662400625056 | 4.35     | 4          | 80  |    |    |    | •  |
| <b>IC Air-Tite - Electronic Ballast</b>  |                  |   |              |          |            |     |    |    |    |    |
|    | H280EICAT        | 6" HOUSING COMPACT FLUORESCENT IC, AIR-TITE 18W ELECTRONIC HPF BALLAST, 120-277V                    | 623961034794 | 4.65     | 4          | 72  |    |    |    | •  |
|  | H280ELICAT       | 6" HOUSING COMPACT FLUORESCENT IC, AIR-TITE 18W ELECTRONIC HPF BALLAST, 120-277V - LAMP INCLUDED    | 080083588534 | 4.65     | 4          | 60  |    |    |    | •  |
|  | H285EICAT        | 6" HOUSING COMPACT FLUORESCENT IC AIR-TITE HOUSING 26W ELECTRONIC HPF BALLAST, UNIVERSAL 120/277V   | 623961034930 | 4.8      | 4          | 72  |    |    |    | •  |
|  | H285ELICAT       | 6" HOUSING COMPACT FLUORESCENT IC, AIR-TITE 26W ELECTRONIC HPF BALLAST, 120-277V - LAMP INCLUDED    | 623961034947 | 4.8      | 4          | 72  |    |    |    | •  |
| <b>6" Halo H7 LED</b>  |                  |   |              |          |            |     |    |    |    |    |
| <b>6" LED Module - IC Rated 600 Series</b>   |                  |   |              |          |            |     |    |    |    |    |
|    | ML706827         | 6" LED RETROFIT MODULE, 600 SERIES, IC-RATED, 80 CRI, 2700K, 120V, WITH EDISON SCREW BASE ADAPTER   | 080083522866 | 2.7      | 4          | 192 |    |    | •  | •  |
|  | ML706830         | 6" LED RETROFIT MODULE, 600 SERIES, IC-RATED, 80 CRI, 3000K, 120V, WITH EDISON SCREW BASE ADAPTER   | 080083522859 | 4.5      | 4          | 128 |    | •  | •  | •  |
|  | ML706835         | 6" LED RETROFIT MODULE, 600 SERIES, IC-RATED, 80 CRI, 3500K, 120V, WITH EDISON SCREW BASE ADAPTER   | 080083522873 | 4.5      | 4          | 132 |    |    | •  | •  |
|  | ML706840         | 6" LED RETROFIT MODULE, 600 SERIES, IC-RATED, 80 CRI, 4000K, 120V, WITH EDISON SCREW BASE ADAPTER   | 080083522880 | 4.5      | 4          | 112 |    |    |    | •  |
| <b>6" LED Module - IC Rated 900 Series</b>   |                  |   |              |          |            |     |    |    |    |    |
|  | ML709827ICAT120D | 6" LED RETROFIT MODULE, 900 SERIES, IC-RATED, 2700K, 120V, WITH EDISON SCREW BASE ADAPTER           | 080083523030 | 4.5      | 4          | 120 |    |    |    | •  |
|  | ML709830ICAT120D | 6" LED RETROFIT MODULE, 900 SERIES, IC-RATED, 3000K, 120V, WITH EDISON SCREW BASE ADAPTER           | 080083523047 | 4.5      | 4          | 120 |    | •  | •  | •  |
|  | ML709835ICAT120D | 6" LED RETROFIT MODULE, 900 SERIES, IC-RATED, 3500K, 120V, WITH EDISON SCREW BASE ADAPTER           | 080083523054 | 4.5      | 4          | 120 |    |    |    | •  |
|  | ML709840ICAT120D | 6" LED RETROFIT MODULE, 900 SERIES, IC-RATED, 4000K, 120V, WITH EDISON SCREW BASE ADAPTER           | 080083523061 | 4.5      | 4          | 144 |    |    |    | •  |
| <b>6" LED Module - Non IC Rated 1200 Series</b>                                    |                  |   |              |          |            |     |    |    |    |    |
|  | ML712827TUNVD010 | 6" LED RETROFIT MODULE, 1200 SERIES, NON-IC-RATED, 2700K, 120V-277V, WITH EDISON SCREW BASE ADAPTER | 080083522996 | 4.5      | 4          | 120 |    |    |    | •  |
|  | ML712830TUNVD010 | 6" LED RETROFIT MODULE, 1200 SERIES, NON-IC-RATED, 3000K, 120V-277V, WITH EDISON SCREW BASE ADAPTER | 080083523009 | 4.5      | 4          | 120 |    |    | •  | •  |
|  | ML712835TUNVD010 | 6" LED RETROFIT MODULE, 1200 SERIES, NON-IC-RATED, 3500K, 120V-277V, WITH EDISON SCREW BASE ADAPTER | 080083523016 | 4.5      | 4          | 120 |    | •  |    | •  |
|  | ML712840TUNVD010 | 6" LED RETROFIT MODULE, 1200 SERIES, NON-IC-RATED, 4000K, 120V-277V, WITH EDISON SCREW BASE ADAPTER | 080083523023 | 4.5      | 4          | 120 |    |    |    | •  |
| <b>6" LED ICAT Housing</b>   |                  |   |              |          |            |     |    |    |    |    |
|  | H750ICAT         | 6" LED HOUSING, IC AIR-TITE, FOR HALO ML7 - 600 & 900 SERIES LED MODULES                            | 623961872655 | 2.77     | 6          | 120 |    | •  | •  | •  |

★ Indicates ARRA Eligible Product,    **Off The Shelf** Indicates Off the Shelf Product,    **E** Indicates EISA Compliant Pulse Start Products

| CATALOG NUMBER   | DESCRIPTION   | UPC CODE     | WEIGHT | CASE QTY | PALLET |    |    |    |    |   |
|--|---|--------------|--------|----------|--------|----|----|----|----|---|
|  |   |              |        |          | NJ     | IL | TX | CA | GA |   |
|  <b>6" LED ICAT Remodel Housing</b><br>H750RICAT   | 6" LED HOUSING, IC AIR-TITE, REMODEL, FOR HALO ML7 - 600 & 900 SERIES LED MODULES                 | 623961052248 | 2.77   | 6        | 120    |    |    |    | •  | • |
|  <b>6" LED NON-IC Housing</b><br>H750T   | 6" LED HOUSING, NON-IC, FOR HALO ML7 - 600 & 900 SERIES LED MODULES                               | 623961052224 | 2.77   | 6        | 120    |    |    | •  |    | • |
|  <b>6" LED NON-IC Housing, Chicago Plenum</b><br>H750TCP   | 6" LED HOUSING, NON-IC, CHICAGO PLENUM, FOR HALO ML7 - 600 & 900 SERIES LED MODULES               | 623961052231 | 0.6    | 6        | 120    |    |    | •  |    |   |
|  <b>6" LED NON-IC Remodel Housing, 0-10V Dimmer Wiring</b><br>H750RTD010                               | 6" LED HOUSING, NON-IC REMODEL, FOR HALO ML7 - 1200 SERIES LED MODULES WITH 0-10V DIMMING WIRING  | 080083530755 | 2.4    | 6        | 144    |    |    |    | •  |   |
|  <b>6" LED NON-IC Remodel "International" Housing</b><br>H750RINTD010                                  | 6" LED REMODEL "INTERNATIONAL" HOUSING, NON-IC, FOR HALO ML7 - 600, 900 & 1200 SERIES LED MODULES | 080083595570 | 14.4   | 6        | 144    |    |    |    |    | • |
|  <b>6" LED NON-IC Housing, 0-10V Dimmer Wiring</b><br>H750TD010                                       | 6" LED HOUSING, NON-IC, FOR HALO ML7 - 1200 SERIES LED MODULES WITH 0-10V DIMMING WIRING          | 080083523078 | 4.5    | 6        | 120    |    |    | •  |    | • |
|  <b>6" LED NON-IC Housing, Chicago Plenum, for Halo ML7 - 1200 Series LED Modules</b><br>H750TCPD010 | 6" LED HOUSING, NON-IC, CHICAGO PLENUM, FOR HALO ML7 - 1200 SERIES LED MODULES                    | 080083549016 | 3.5    | 6        | 72     |    |    |    | •  |   |
|  <b>6" LED Regressed Frosted Glass Lens Shower</b><br>492PS06  | 6" LED TRIM - REGRESSED FROSTED GLASS LENS SHOWER, MATTE WHITE RING                               | 080083508167 | 0.3    | 12       | 360    |    |    | •  |    | • |
|  <b>6" LED Regressed Lens - Black Baffle, Matte White Ring</b><br>493BBS06                           | 6" LED TRIM, SOLITE(R) REGRESSED LENS, BLACK BAFFLE, MATTE WHITE RING, SHOWER RATED               | 080083512140 | 0.8    | 12       | 240    |    |    |    |    | • |
|  <b>6" LED Regressed Lens - Haze Reflector, Matte White Ring</b><br>493HS06                          | 6" LED TRIM, SOLITE(R) REGRESSED LENS, HAZE REFLECTOR, MATTE WHITE RING, SHOWER RATED             | 080083510764 | 0.8    | 12       | 240    |    |    | •  |    | • |
|  <b>6" LED Regressed Lens - White Reflector, Matte White Ring</b><br>493PS06                         | 6" LED TRIM, SOLITE(R) REGRESSED LENS, WHITE REFLECTOR, MATTE WHITE RING, SHOWER RATED            | 080083580712 | 0.8    | 12       | 240    |    |    | •  |    | • |






★ Indicates ARRA Eligible Product,    ✓ Indicates Off the Shelf Product,    **E** Indicates EISA Compliant Pulse Start Products

Please reference the Cooper Lighting Stock Guide Terms and Conditions page. Pictures are a representation of product categories and may not illustrate the exact skus listed. Product information is subject to change without notice. Consult factory representative for additional information and inventory details. Visit [www.cooperlighting.com](http://www.cooperlighting.com) for more product information.

| CATALOG NUMBER  | DESCRIPTION  | UPC CODE     | WEIGHT | CASE QTY | PALLET QTY | NJ | IL | TX | CA | GA |
|---|--|--------------|--------|----------|------------|----|----|----|----|----|
|  493SCS06   | <b>6" LED Regressed Lens - Specular Clear Reflector, Matte White Ring</b><br>6" LED TRIM, SOLITE(R) REGRESSED LENS, SPECULAR CLEAR REFLECTOR, MATTE WHITE RING, SHOWER RATED                                     | 080083510740 | 0.967  | 12       | 240        |    |    |    | •  | •  |
|  493SNS06   | <b>6" LED Regressed Lens - Satin Nickel Reflector, Satin Nickel Ring</b><br>6" LED TRIM, SOLITE(R) REGRESSED LENS, SATIN NICKEL REFLECTOR, SATIN NICKEL RING, SHOWER RATED                                       | 080083512157 | 0.8    | 12       | 240        |    |    |    |    | •  |
|  493TBZ06   | <b>6" LED Regressed Lens - Tuscan Bronze Reflector, Tuscan Bronze Ring</b><br>6" LED TRIM, SOLITE(R) REGRESSED LENS, TUSCAN BRONZE REFLECTOR, TUSCAN BRONZE RING, SHOWER RATED                                   | 080083512164 | 0.8    | 12       | 360        |    |    |    |    | •  |
|  493WBS06   | <b>6" LED Regressed Lens - White Baffle, Matte White Ring</b><br>6" LED TRIM, SOLITE(R) REGRESSED LENS, WHITE BAFFLE, MATTE WHITE RING, SHOWER RATED   | 080083510641 | 0.8    | 12       | 240        |    | •  |    | •  | •  |
|  494H06     | <b>6" LED Reflector - Haze, Matte White Ring</b><br>6" LED TRIM - HAZE REFLECTOR, MATTE WHITE RING   | 080083508143 | 0.3    | 12       | 480        |    | •  |    | •  | •  |
|  494OPTIC  | <b>6" LED Accessory Lens, for 494 Series LED Open Trims</b><br>6" LED POLYMER ACCESSORY LENS, FOR 494 SERIES LED OPEN TRIMS ONLY   | 080083580750 | 0.8    | 12       | 2400       |    | •  |    | •  | •  |
|  494P06   | <b>6" LED Reflector - Matte White, Matte White Ring</b><br>6" LED TRIM - MATTE WHITE REFLECTOR, MATTE WHITE RING   | 080083507825 | 0.3    | 12       | 600        |    | •  |    | •  | •  |
|  494SC06  | <b>6" LED Reflector - Specular Clear 6" LED Reflector, Matte White Ring</b><br>6" LED TRIM - SPECULAR CLEAR REFLECTOR, MATTE WHITE RING  | 080083521449 | 0.3    | 12       | 600        |    | •  |    | •  | •  |
|  494WB06  | <b>6" LED Reflector - Matte White Baffle, Matte White Ring</b><br>6" LED TRIM - MATTE WHITE BAFFLE, MATTE WHITE RING   | 080083508136 | 0.3    | 12       | 1200       |    | •  |    | •  | •  |
|  495PWW06 | <b>6" LED Wall Wash Trim, White Reflector, Specular Wall Wash Optic, Matte White Ring</b><br>6" LED TRIM, WALL WASH, WHITE REFLECTOR WITH SPECULAR WALL WASH OPTIC, MATTE WHITE RING                             | 080083591985 | 0.8    | 12       | 288        |    |    |    |    | •  |
|  495WW06  | <b>6" LED Wall Wash Trim, Semi-Specular Clear Reflector, Specular Wall Wash Optic, Matte White Ring</b><br>6" LED TRIM, WALL WASH, SEMI-SPECULAR CLEAR REFLECTOR WITH SPECULAR WALL WASH OPTIC, MATTE WHITE RING | 080083580736 | 0.8    | 12       | 240        |    | •  |    | •  | •  |

★ Indicates ARRA Eligible Product, **Off The Shelf** Indicates Off the Shelf Product, **E** Indicates EISA Compliant Pulse Start Products










Please reference the Cooper Lighting Stock Guide Terms and Conditions page. Pictures are a representation of product categories and may not illustrate the exact skus listed. Product information is subject to change without notice. Consult factory representative for additional information and inventory details. Visit [www.cooperlighting.com](http://www.cooperlighting.com) for more product information.

| CATALOG NUMBER   | DESCRIPTION   | UPC CODE     | WEIGHT | CASE PALLET |      |    |    |    |    |     |
|--|---|--------------|--------|-------------|------|----|----|----|----|-----|
|  |   |              |        | QTY         | QTY  | NJ | IL | TX | CA | GA  |
| <b>6" LED Accessory Retrofit Enclosure</b>   |   |              |        |             |      |    |    |    |    |     |
|  ML7BXRFK              | 6" LED RETROFIT ENCLOSURE, BX DIRECT-WIRING WHIP, FOR HALO 6" LED MODULES             | 080083595358 | 5      | 4           | 180  |    |    |    |    | •   |
| ML7E26RFK  | 6" LED RETROFIT ENCLOSURE, E26 SCREWBASE CONNECTIONS, FOR HALO 6" LED MODULES         | 080083595334 | 8.3    | 4           | 120  |    |    |    |    | •   |
| <b>6" LED Accessory Adapter Band</b>   |   |              |        |             |      |    |    |    |    |     |
|  ML7RAB                | 6" LED RETROFIT ADAPTER BAND, ADAPTS HOUSINGS WITHOUT TORSION SPRING BRACKETS, 4-PACK | 080083522842 | 1.9    | 6           | 288  |    |    |    |    | • ★ |
| <b>6" LED Accessory Retrofit Oversize Housing Ring, for ML7BXRFK and ML7E26RFK Retrofit Enclosures</b> |   |              |        |             |      |    |    |    |    |     |
|  OH470WH               | 6" LED OVERSIZE HOUSING RING FOR ML7BXRFK AND ML7E26RFK RETROFIT ENCLOSURES ONLY      | 080083607495 | 0.5    | 12          | 2700 |    |    |    |    | •   |
| <b>6" LED Accessory Oversize Trim Ring, for ML7 - 600, 900 &amp; 1200 Series LED Modules</b>           |   |              |        |             |      |    |    |    |    |     |
|  OT490WH               | 6" LED OVERSIZE TRIM RING FOR HALO ML7 - 600, 900 & 1200 SERIES LED MODULES           | 080083581078 | 0.8    | 12          | 1152 |    | •  |    | •  | •   |
| <b>6" LED Accessory</b>  |   |              |        |             |      |    |    |    |    |     |
|  TRM490PC              | 6" LED ACCESSORY - SLIM RING, POLISHED CHROME   | 080083510726 | 0.2    | 12          | 2700 |    | •  |    |    | •   |
| TRM490SN   | 6" LED ACCESSORY - SLIM RING, SATIN NICKEL  | 080083510689 | 0.2    | 12          | 2700 |    |    |    |    | •   |
| TRM490TBZ  | 6" LED ACCESSORY - SLIM RING, TUSCAN BRONZE   | 080083510702 | 0.2    | 12          | 2700 |    | •  |    |    | •   |
| TRM490WH   | 6" LED ACCESSORY - SLIM RING, MATTE WHITE   | 080083508174 | 0.2    | 12          | 2160 |    | •  |    |    | •   |

★ Indicates ARRA Eligible Product,    ✓ Indicates Off the Shelf Product,    **E** Indicates EISA Compliant Pulse Start Products



Please reference the Cooper Lighting Stock Guide Terms and Conditions page. Pictures are a representation of product categories and may not illustrate the exact skus listed. Product information is subject to change without notice. Consult factory representative for additional information and inventory details. Visit [www.cooperlighting.com](http://www.cooperlighting.com) for more product information.



| CATALOG NUMBER   | DESCRIPTION | UPC CODE  | WEIGHT       | CASE QTY | PALLET QTY | NJ   | IL | TX | CA | GA |
|--|-------------|---|--------------|----------|------------|------|----|----|----|----|
| <b>6" H7 Housing</b>   |             |   |              |          |            |      |    |    |    |    |
| <b>IC and IC Air-Tite</b>  |             |   |              |          |            |      |    |    |    |    |
|    | H7ICAT      | 6" HOUSING IC AIR-TITE 120V LINE VOLTAGE INCANDESCENT   | 662400164470 | 2.75     | 6          | 120  | •  | •  | •  | •  |
|  | H7ICATNB    | 6" HOUSING IC AIR-TITE NO SOCKET BRACKET 120V LINE VOLTAGE INCANDESCENT   | 662400612032 | 2.77     | 6          | 120  |    |    | •  | •  |
|  | H7ICT       | 6" HOUSING IC 120V LINE VOLTAGE   | 662400132936 | 2.6      | 6          | 120  | •  | •  | •  | •  |
|  | H7ICTNB     | 6" HOUSING IC NO SOCKET BRACKET 120V LINE VOLTAGE INCANDESCENT  | 662400608523 | 2.4      | 6          | 120  | •  | •  | •  | •  |
| <b>IC and IC Air-Tite Remodel</b>  |             |   |              |          |            |      |    |    |    |    |
|    | H7RICAT     | 6" HOUSING IC AIR-TITE REMODEL HOUSING 120V LINE VOLTAGE  | 662400610588 | 2        | 6          | 144  | •  | •  | •  | •  |
|  | H7RICT      | 6" HOUSING IC REMODEL HOUSING 120V LINE VOLTAGE   | 662400600718 | 1.75     | 6          | 144  | •  | •  | •  | •  |
| <b>Non-IC Remodel</b>  |             |   |              |          |            |      |    |    |    |    |
|    | H7RT        | 6" HOUSING NON-IC REMODEL HOUSING 120V LINE VOLTAGE   | 662400600725 | 2.4      | 6          | 144  | •  | •  | •  | •  |
| <b>Non-IC</b>  |             |   |              |          |            |      |    |    |    |    |
|    | H7T         | 6" HOUSING NON-IC 120V LINE VOLTAGE   | 662400133025 | 3        | 6          | 120  | •  | •  | •  | •  |
| <b>6" Housing Non-IC, No Socket Bracket, 120V Line Voltage</b>                     |             |   |              |          |            |      |    |    |    |    |
|   | H7TNB       | 6" HOUSING NON-IC, NO SOCKET BRACKET, 120V LINE VOLTAGE   | 662400664628 | 3.1      | 6          | 120  |    |    |    | •  |
| <b>IC Air-Tite Universal</b>   |             |   |              |          |            |      |    |    |    |    |
|  | H7UICAT     | 6" HOUSING UNIVERSAL IC AIR-TITE 120V LINE VOLTAGE  | 662400164753 | 4.58     | 4          | 60   | •  | •  |    | •  |
| <b>IC Universal</b>  |             |   |              |          |            |      |    |    |    |    |
|  | H7UICT      | 6" HOUSING UNIVERSAL IC 120V LINE VOLTAGE   | 662400164746 | 4.58     | 4          | 60   |    | •  |    | •  |
| <b>Chicago Plenum Housings</b>   |             |   |              |          |            |      |    |    |    |    |
| <b>Non-IC</b>  |             |   |              |          |            |      |    |    |    |    |
|  | H7TCP       | 6" HOUSING NON-IC 120V LINE VOLTAGE CHICAGO PLENUM CONSTRUCTION   | 662400133032 | 4.81     | 6          | 1200 |    | •  |    |    |
| <b>6" H7 Trim</b>  |             |   |              |          |            |      |    |    |    |    |
| <b>Albalite Lens with Reflector - 170</b>  |             |   |              |          |            |      |    |    |    |    |
|  | 170P        | 6" TRIM ALBALITE LENS WITH REFLECTOR - SOCKET SUPPORTING WHITE TRIM WITH FROSTED ALBALITE LENS  | 662400130758 | 1.2      | 6          | 288  |    |    |    | •  |
|  | 170PS       | 6" TRIM SHOWERLIGHT ALBALITE LENS WITH REFLECTOR - SOCKET SUPPORTING WET LOCATION & AIR-TITE LISTED WHITE TRIM WITH FROSTED ALBALITE LENS | 662400130765 | 1        | 6          | 240  |    | •  |    | •  |











★ Indicates ARRA Eligible Product,    **Off The Shelf** Indicates Off the Shelf Product,    **E** Indicates EISA Compliant Pulse Start Products

Please reference the Cooper Lighting Stock Guide Terms and Conditions page. Pictures are a representation of product categories and may not illustrate the exact skus listed. Product information is subject to change without notice. Consult factory representative for additional information and inventory details. Visit [www.cooperlighting.com](http://www.cooperlighting.com) for more product information.

| CATALOG NUMBER  | DESCRIPTION   | UPC CODE     | WEIGHT | CASE QTY | PALLET QTY | NJ | IL | TX | CA | GA |
|---|---|--------------|--------|----------|------------|----|----|----|----|----|
| <b>Drop Opal Lens with Reflector - 171</b>  |   |              |        |          |            |    |    |    |    |    |
|  171PS    | 6" TRIM SHOWERLIGHT DROP OPAL LENS WITH REFLECTOR - SOCKET SUPPORTING WET LOCATION & AIR-TITE LISTED WHITE TRIM WITH DROP OPAL LENS             | 662400130796 | 1.38   | 6        | 216        |    |    |    | •  | •  |
| <b>Dome Shower Light - 172</b>  |   |              |        |          |            |    |    |    |    |    |
|  172ACS   | 6" TRIM SHOWERLIGHT WITH DOME LENS AND REFLECTOR - SOCKET SUPPORTING WET LOCATION & AIR-TITE LISTED ANTIQUE COPPER TRIM WITH FROSTED GLASS DOME | 623961311031 | 1.6    | 6        | 240        |    |    |    |    | •  |
| 172PS   | 6" TRIM SHOWERLIGHT WITH DOME LENS AND REFLECTOR - SOCKET SUPPORTING WET LOCATION & AIR-TITE LISTED WHITE TRIM WITH FROSTED GLASS DOME          | 662400663553 | 1.74   | 6        | 192        | •  |    |    | •  | •  |
| 172SNS  | 6" TRIM SHOWERLIGHT WITH DOME LENS AND REFLECTOR - SOCKET SUPPORTING WET LOCATION & AIR-TITE LISTED SATIN NICKEL TRIM WITH FROSTED GLASS DOME   | 623961114274 | 0.86   | 6        | 240        |    |    |    | •  | •  |
| 172TBZS   | 6" TRIM SHOWERLIGHT WITH DOME LENS AND REFLECTOR - SOCKET SUPPORTING WET LOCATION & AIR-TITE LISTED TUSCAN BRONZE TRIM WITH FROSTED GLASS DOME  | 623961312038 | 1.4    | 6        | 240        |    |    |    | •  | •  |
| <b>Fresnel Lens with Reflector</b>  |   |              |        |          |            |    |    |    |    |    |
|  173P     | 6" TRIM FRESNEL LENS WITH REFLECTOR - SOCKET SUPPORTING WHITE TRIM WITH FRESNEL LENS  | 662400130802 | 1.2    | 6        | 240        |    |    |    |    | •  |
| 173PS   | 6" TRIM FRESNEL LENS WITH REFLECTOR - SOCKET SUPPORTING WET LOCATION & AIR-TITE LISTED WHITE TRIM WITH FRESNEL LENS                             | 662400318385 | 1.2    | 6        | 288        |    |    |    |    | •  |
| <b>Albalite Lens with Reflector - 270</b>   |   |              |        |          |            |    |    |    |    |    |
|  270PS   | 6" TRIM SHOWERLIGHT TRIM WET LOCATION LISTED WHITE TRIM WITH FROSTED ALBALITE LENS AND REFLECTOR  | 623961524462 | 1.4    | 8        | 240        |    |    |    |    | •  |
| <b>Drop Opal Lens</b>   |   |              |        |          |            |    |    |    |    |    |
|  271PS  | 6" TRIM SHOWERLIGHT WET LOCATION LISTED WHITE TRIM WITH DROP OPAL LENS AND REFLECTOR  | 623961559037 | 0.75   | 6        | 144        |    |    |    |    | •  |
| <b>Air-Tite Super Trim - Baffle</b>   |   |              |        |          |            |    |    |    |    |    |
|  30HAT  | 6" TRIM AIR-TITE SUPER TRIM - BAFFLE WHITE TRIM WITH HAZE REFLECTOR   | 622697839826 | 0.5    | 18       | 450        |    |    |    | •  | •  |
| 30PAT   | 6" TRIM AIR-TITE SUPER TRIM - BAFFLE WHITE TRIM, BLACK BAFFLE, CLEAR REFLECTOR  | 662400603313 | 0.5    | 18       | 540        |    |    |    | •  | •  |
| 30SNAT  | 6" TRIM AIR-TITE SUPER TRIM - BAFFLE SATIN NICKEL TRIM, SATIN NICKEL BAFFLE AND REFLECTOR   | 080083588893 | 0.86   | 18       | 540        |    |    |    | •  | •  |
| 30TBZAT   | 6" TRIM AIR-TITE SUPER TRIM - BAFFLE TUSCAN BRONZE TRIM WITH TUSCAN BRONZE BAFFLE AND REFLECTOR   | 623961312052 | 0.38   | 18       | 540        |    |    |    |    | •  |
| 30WAT   | 6" TRIM AIR-TITE SUPER TRIM - BAFFLE WHITE TRIM, WHITE BAFFLE, WHITE REFLECTOR  | 662400603320 | 0.45   | 18       | 540        | •  | •  | •  | •  | •  |
| 30WATH  | 6" TRIM AIR-TITE SUPER TRIM - BAFFLE WHITE TRIM, WHITE BAFFLE, CLEAR REFLECTOR  | 662400608325 | 0.49   | 18       | 540        |    |    |    | •  | •  |
| <b>Air-Tite Super Trim - Reflector White</b>  |   |              |        |          |            |    |    |    |    |    |
|  30RGAT | 6" TRIM AIR-TITE SUPER TRIM - REFLECTOR WHITE TRIM WITH RESIDENTIAL GOLD REFLECTOR  | 662400603344 | 0.5    | 18       | 486        |    |    |    |    | •  |
| 30CAT   | 6" TRIM AIR-TITE SUPER TRIM - REFLECTOR WHITE TRIM WITH CLEAR SPECULAR REFLECTOR  | 662400603337 | 0.1    | 18       | 540        | •  | •  | •  | •  | •  |
| <b>Air-Tite Super Trim - Reflector Black</b>  |   |              |        |          |            |    |    |    |    |    |
|  30SBAT | 6" TRIM AIR-TITE SUPER TRIM - REFLECTOR BLACK SPECULAR REFLECTOR AND TRIM   | 622697060855 | 0.5    | 18       | 450        |    |    |    | •  | •  |








★ Indicates ARRA Eligible Product, **Off The Shelf** Indicates Off the Shelf Product, **E** Indicates EISA Compliant Pulse Start Products

Please reference the Cooper Lighting Stock Guide Terms and Conditions page. Pictures are a representation of product categories and may not illustrate the exact skus listed. Product information is subject to change without notice. Consult factory representative for additional information and inventory details. Visit [www.cooperlighting.com](http://www.cooperlighting.com) for more product information.

| CATALOG NUMBER   | DESCRIPTION  | UPC CODE     | WEIGHT | CASE QTY | PALLET QTY | NJ | IL | TX | CA | GA |
|--|--|--------------|--------|----------|------------|----|----|----|----|----|
| <b>Open Trim with Socket Support</b>   |  |              |        |          |            |    |    |    |    |    |
|  300AC   | 6" TRIM OPEN - SOCKET SUPPORTING ANTIQUE COPPER                              | 623961310935 | 0.6    | 6        | 300        |    |    |    |    | •  |
| 300P   | 6" TRIM OPEN - SOCKET SUPPORTING WHITE                                       | 662400302421 | 0.6    | 6        | 360        |    | •  | •  | •  | •  |
| 300SN  | 6" TRIM OPEN - SOCKET SUPPORTING SATIN NICKEL                                | 623961113819 | 0.86   | 6        | 450        |    |    |    | •  |    |
| 300TBZ   | 6" TRIM OPEN - SOCKET SUPPORTING TUSCAN BRONZE                               | 623961311925 | 0.38   | 6        | 450        |    |    |    | •  | •  |
| <b>Open Trim - 301</b>   |  |              |        |          |            |    |    |    |    |    |
|  301P    | 6" TRIM OPEN WHITE   | 662400130864 | 0.4    | 12       | 1440       |    |    | •  | •  | •  |
| 301PB  | 6" TRIM OPEN POLISHED BRASS  | 662400130871 | 0.42   | 12       | 1440       |    |    |    |    | •  |
| 301SN  | 6" TRIM OPEN SATIN NICKEL  | 623961113802 | 0.5    | 12       | 1440       |    |    |    | •  | •  |
| 301TBZ   | 6" TRIM OPEN TUSCAN BRONZE   | 623961311901 | 0.5    | 12       | 1440       |    |    |    | •  |    |
| <b>Wall Wash</b>   |  |              |        |          |            |    |    |    |    |    |
|  303P    | 6" TRIM WALL WASH WHITE TRIM AND SCOOP                                       | 662400130901 | 1.33   | 10       | 300        |    |    | •  |    | •  |
| <b>Coilex Baffle - 310</b>   |  |              |        |          |            |    |    |    |    |    |
|  310P    | 6" TRIM COILEX BAFFLE WHITE TRIM WITH BLACK BAFFLE                           | 662400130932 | 0.541  | 6        | 420        |    |    |    | •  | •  |
| 310PG  | 6" TRIM COILEX BAFFLE WHITE OVERSIZE TRIM WITH BLACK BAFFLE                  | 662400187462 | 0.5    | 6        | 432        |    |    |    |    | •  |
| 310SN  | 6" TRIM COILEX BAFFLE SATIN NICKEL TRIM WITH BLACK BAFFLE                    | 623960346508 | 0.6    | 6        | 216        |    |    |    | •  | •  |
| 310TBZ   | 6" TRIM COILEX BAFFLE TUSCAN BRONZE TRIM WITH BLACK BAFFLE                   | 623961311949 | 0.6    | 6        | 360        |    |    |    | •  | •  |
| 310W   | 6" TRIM COILEX BAFFLE WHITE TRIM WITH WHITE BAFFLE                           | 662400163022 | 0.5    | 6        | 420        | •  | •  | •  | •  | •  |
| 310WG  | 6" TRIM COILEX BAFFLE WHITE OVERSIZE TRIM RING WITH WHITE BAFFLE             | 662400302360 | 0.6    | 6        | 360        | •  |    |    |    | •  |
| <b>Coilex Baffle - 312</b>   |  |              |        |          |            |    |    |    |    |    |
|  312P   | 6" TRIM COILEX BAFFLE - NARROW LAMP OPENING WHITE TRIM WITH BLACK BAFFLE     | 662400634089 | 0.6    | 9        | 360        |    |    |    | •  | •  |
| 312W   | 6" TRIM COILEX BAFFLE - NARROW LAMP OPENING WHITE TRIM WITH WHITE BAFFLE     | 662400634096 | 0.4    | 9        | 360        |    |    |    | •  | •  |
| <b>White Splay Trim - 327</b>  |  |              |        |          |            |    |    |    |    |    |
|  327P  | 6" TRIM SPLAY TRIM - SOCKET SUPPORTING WHITE SPLAY TRIM WITH TORSION SPRINGS | 662400635451 | 1.2    | 12       | 432        |    |    |    |    | •  |
| <b>White Splay Trim - 328</b>  |  |              |        |          |            |    |    |    |    |    |
|  328P  | 6" TRIM SPLAY WHITE SPLAY TRIM   | 662400163831 | 0.54   | 12       | 600        |    |    |    | •  | •  |
| <b>Metal Baffle</b>  |  |              |        |          |            |    |    |    |    |    |
|  353SN | 6" TRIM METAL BAFFLE SATIN NICKEL TRIM WITH SATIN NICKEL BAFFLE              | 623961114236 | 0.4    | 6        | 540        |    |    |    | •  | •  |
| 353TBZ   | 6" TRIM METAL BAFFLE TUSCAN BRONZE TRIM WITH TUSCAN BRONZE BAFFLE            | 623961311963 | 0.4    | 6        | 540        |    |    |    | •  | •  |
| <b>Adjustable</b>  |  |              |        |          |            |    |    |    |    |    |
|  376P  | 6" TRIM PAR30 ADJUSTABLE WITH BAFFLE WHITE TRIM RING, BLACK BAFFLE           | 662400183754 | 0.58   | 12       | 432        |    |    |    | •  | •  |
| <b>Adjustable with Splay - 378</b>   |  |              |        |          |            |    |    |    |    |    |
|  378   | 6" TRIM PAR30 ADJUSTABLE SPLAY, WHITE TRIM WITH CLEAR SPECULAR SPLAY         | 662400164647 | 0.9    | 6        | 504        |    |    |    |    | •  |
| 378P   | 6" TRIM PAR30 ADJUSTABLE SPLAY WHITE TRIM WITH WHITE SPLAY                   | 662400164630 | 0.8    | 6        | 252        |    |    |    | •  | •  |











★ Indicates ARRA Eligible Product,    **Off The Shelf**    **E** Indicates EISA Compliant Pulse Start Products

Please reference the Cooper Lighting Stock Guide Terms and Conditions page. Pictures are a representation of product categories and may not illustrate the exact skus listed. Product information is subject to change without notice. Consult factory representative for additional information and inventory details. Visit [www.cooperlighting.com](http://www.cooperlighting.com) for more product information.

| CATALOG NUMBER   | DESCRIPTION  | UPC CODE     | WEIGHT | CASE QTY | PALLET QTY | NJ | IL | TX | CA | GA  |
|--|--|--------------|--------|----------|------------|----|----|----|----|-----|
| <b>Open Trim - 401</b>   |  |              |        |          |            |    |    |    |    |     |
|  401AL   | 6" TRIM OPEN LARGE APERTURE SATIN ALUMINUM TRIM  | 662400131045 | 0.2    | 12       | 2160       |    |    |    | •  | •   |
| 401P   | 6" TRIM OPEN LARGE APERTURE WHITE TRIM   | 662400131069 | 0.4    | 12       | 1800       |    |    |    | •  | •   |
| 401PB  | 6" TRIM OPEN LARGE APERTURE POLISHED BRASS TRIM  | 662400131076 | 0.47   | 12       | 1200       |    |    |    |    | •   |
| <b>Specular Reflector - 404</b>  |  |              |        |          |            |    |    |    |    |     |
|  404C    | 6" TRIM FULL REFLECTOR - SOCKET SUPPORTING WHITE TRIM WITH CLEAR SPECULAR REFLECTOR          | 662400131120 | 0.8    | 6        | 180        |    |    |    |    | • ★ |
| 404H   | 6" TRIM FULL REFLECTOR - SOCKET SUPPORTING WHITE TRIM WITH HAZE REFLECTOR                    | 622697063641 | 0.67   | 6        | 144        |    |    |    |    | • ★ |
| 404RG  | 6" TRIM FULL REFLECTOR - SOCKET SUPPORTING WHITE TRIM WITH RESIDENTIAL GOLD REFLECTOR        | 662400131144 | 0.6    | 6        | 180        |    |    |    |    | • ★ |
| 404SN  | 6" TRIM FULL REFLECTOR - SOCKET SUPPORTING SATIN NICKEL TRIM WITH SATIN NICKEL REFLECTOR     | 623961114267 | 0.86   | 6        | 180        |    |    |    |    | •   |
| 404TBZ   | 6" TRIM FULL REFLECTOR - SOCKET SUPPORTING TUSCAN BRONZE TRIM WITH TUSCAN BRONZE REFLECTOR   | 623961312007 | 0.38   | 6        | 216        |    |    |    |    | •   |
| <b>Self Flanged White Reflector - 4041P</b>  |  |              |        |          |            |    |    |    |    |     |
|  4041P   | 6" TRIM SELF FLANGED REFLECTOR WHITE SELF FLANGED REFLECTOR                                  | 662400210412 | 0.6    | 6        | 180        |    |    |    |    | • ★ |
| <b>Specular Reflector - 405</b>  |  |              |        |          |            |    |    |    |    |     |
|  405CG  | 6" TRIM FULL REFLECTOR - SOCKET SUPPORTING WHITE TRIM WITH CHAMPAGNE GOLD REFLECTOR          | 662400131151 | 0.6    | 6        | 180        |    |    |    |    | •   |
| 405H   | 6" TRIM FULL REFLECTOR - SOCKET SUPPORTING WHITE TRIM WITH HAZE REFLECTOR                    | 622697053598 | 0.8    | 6        | 192        |    |    |    |    | •   |
| 405RG  | 6" TRIM FULL REFLECTOR - SOCKET SUPPORTING WHITE TRIM WITH RESIDENTIAL GOLD REFLECTOR        | 662400131168 | 0.8    | 6        | 180        |    |    |    |    | •   |
| 405SC  | 6" TRIM FULL REFLECTOR - SOCKET SUPPORTING WHITE TRIM WITH CLEAR SPECULAR REFLECTOR          | 662400131175 | 0.8    | 6        | 180        |    |    |    | •  | •   |
| <b>Self Flanged White Reflector - 4051P</b>  |  |              |        |          |            |    |    |    |    |     |
|  4051P | 6" TRIM SELF FLANGED REFLECTOR WHITE WITH WHITE TRIM RING                                    | 662400161097 | 0.983  | 6        | 180        |    |    |    |    | • ★ |
| <b>Specular Reflector - 406</b>  |  |              |        |          |            |    |    |    |    |     |
|  406BA | 6" TRIM BAFFLE WITH REFLECTOR BLACK BAFFLE WITH CLEAR SPECULAR REFLECTOR AND TORSION SPRINGS | 662400615811 | 0.8    | 6        | 360        |    |    |    | •  | •   |
| 406RG  | 6" TRIM BAFFLE WITH RESIDENTIAL GOLD REFLECTOR AND TORSION SPRINGS                           | 662400615804 | 0.75   | 6        | 180        |    |    |    |    | •   |
| 406SC  | 6" TRIM BAFFLE WITH SPECULAR CLEAR REFLECTOR AND TORSION SPRINGS                             | 662400615798 | 0.8    | 6        | 180        |    | •  |    | •  | •   |
| 406WB  | 6" TRIM BAFFLE WITH REFLECTOR WHITE BAFFLE WITH CLEAR SPECULAR REFLECTOR AND TORSION SPRINGS | 662400615828 | 0.52   | 6        | 360        |    |    |    | •  | •   |
| 406WWB   | 6" TRIM BAFFLE WITH REFLECTOR WHITE BAFFLE WITH WHITE REFLECTOR AND TORSION SPRINGS          | 622696032174 | 0.8    | 15       | 450        |    |    |    | •  | •   |
| <b>Coilex Baffle - 410</b>   |  |              |        |          |            |    |    |    |    |     |
|  410P  | 6" TRIM R40, PAR38 BAFFLE WHITE TRIM WITH BLACK BAFFLE                                       | 662400131229 | 0.54   | 6        | 360        |    |    |    | •  | • ★ |
| 410W   | 6" TRIM R40, PAR38 BAFFLE WHITE TRIM WITH WHITE BAFFLE                                       | 662400163039 | 0.58   | 6        | 420        | •  |    |    | •  | • ★ |
| 410WG  | 6" TRIM R40, PAR38 BAFFLE OVERSIZE WHITE TRIM RING WITH WHITE BAFFLE                         | 662400302988 | 0.54   | 6        | 360        | •  |    |    |    | • ★ |

★ Indicates ARRA Eligible Product,  Indicates Off the Shelf Product,  Indicates EISA Compliant Pulse Start Products

Please reference the Cooper Lighting Stock Guide Terms and Conditions page. Pictures are a representation of product categories and may not illustrate the exact skus listed. Product information is subject to change without notice. Consult factory representative for additional information and inventory details. Visit [www.cooperlighting.com](http://www.cooperlighting.com) for more product information.

| CATALOG NUMBER   | DESCRIPTION  | UPC CODE     | WEIGHT | CASE |      | PALLET |    |    |    |     |
|--|--|--------------|--------|------|------|--------|----|----|----|-----|
|  |  |              |        | QTY  | QTY  | NJ     | IL | TX | CA | GA  |
| <b>6" Drop Opal Lens with Baffle</b>   |  |              |        |      |      |        |    |    |    |     |
|  416P    | 6" TRIM REGRESSED DROP OPAL LENS WITH BLACK BAFFLE                                   | 662400131243 | 1.2    | 6    | 240  |        |    |    |    | •   |
| <b>Coilex Baffle Eyeball - 30 Degree Tilt</b>  |  |              |        |      |      |        |    |    |    |     |
|  417P    | 6" TRIM COILEX BAFFLE EYEBALL WHITE TRIM AND EYEBALL WITH BLACK COILEX BAFFLE        | 662400131250 | 1.5    | 4    | 240  |        |    |    |    | •   |
| 417W   | 6" TRIM COILEX BAFFLE EYEBALL WHITE TRIM AND EYEBALL WITH WHITE COILEX BAFFLE        | 662400302896 | 1.4    | 8    | 240  |        |    |    |    | •   |
| <b>Regressed Eyeball - 30 Degree Tilt</b>  |  |              |        |      |      |        |    |    |    |     |
|  420P    | 6" TRIM REGRESSED EYEBALL WITH BAFFLE WHITE TRIM WITH WHITE EYEBALL AND BLACK BAFFLE | 662400606000 | 1.2    | 6    | 240  |        |    |    | •  | •   |
| 420W   | 6" TRIM REGRESSED EYEBALL WITH BAFFLE WHITE TRIM WITH WHITE EYEBALL AND WHITE BAFFLE | 662400606017 | 1.13   | 6    | 240  |        |    |    | •  | •   |
| <b>Wall Wash / Reflector Downlight</b>   |  |              |        |      |      |        |    |    |    |     |
|  424P    | 6" TRIM WALL WASH DOWNLIGHT WHITE TRIM   | 662400131298 | 1      | 6    | 144  |        |    |    | •  | •   |
| <b>Wall Wash with Coilex Baffle and Reflector Scoop</b>                                  |  |              |        |      |      |        |    |    |    |     |
|  425P    | 6" TRIM WALL WASH WHITE WITH BLACK BAFFLE  | 662400131304 | 1      | 4    | 288  |        |    | •  |    | •   |
| 425W   | 6" TRIM WALL WASH WHITE WITH WHITE BAFFLE  | 662400302957 | 0.88   | 4    | 288  |        |    |    | •  | •   |
| <b>Reflector Cone</b>  |  |              |        |      |      |        |    |    |    |     |
|  426    | 6" TRIM REFLECTOR CONE WHITE WITH CLEAR SPECULAR REFLECTOR CONE                      | 662400131311 | 0.25   | 6    | 420  |        | •  | •  | •  | •   |
| 426CG  | 6" TRIM REFLECTOR CONE WHITE TRIM WITH CHAMPAGNE GOLD REFLECTOR CONE                 | 662400131328 | 0.4    | 6    | 600  |        |    |    | •  | •   |
| 426H   | 6" TRIM REFLECTOR CONE WHITE TRIM WITH HAZE REFLECTOR CONE                           | 662400165170 | 0.33   | 6    | 504  |        |    |    |    | •   |
| 426MB  | 6" TRIM REFLECTOR CONE WHITE TRIM WITH SPECULAR BLACK REFLECTOR CONE                 | 662400131342 | 0.18   | 6    | 360  |        |    |    | •  |     |
| 426RG  | 6" TRIM REFLECTOR CONE WHITE TRIM WITH RESIDENTIAL GOLD REFLECTOR CONE               | 662400131359 | 0.4    | 6    | 576  |        |    |    | •  | •   |
| 426SN  | 6" TRIM REFLECTOR CONE SATIN NICKEL TRIM WITH SATIN NICKEL REFLECTOR CONE            | 623961114250 | 0.4    | 6    | 576  |        |    |    |    | •   |
| 426TBZ   | 6" TRIM REFLECTOR CONE TUSCAN BRONZE TRIM WITH TUSCAN BRONZE REFLECTOR CONE          | 623961311987 | 0.6    | 6    | 960  |        |    |    |    | •   |
| <b>Self Flanged White Reflector Cone</b>   |  |              |        |      |      |        |    |    |    |     |
|  4261P | 6" TRIM SELF FLANGED REFLECTOR CONE WHITE WITH WHITE TRIM RING                       | 662400161127 | 0.21   | 6    | 1080 |        |    |    |    | • ★ |
| <b>Dayform White Cone</b>  |  |              |        |      |      |        |    |    |    |     |
|  429P  | 6" TRIM DAYFORM CONE WHITE TRIM AND SPLAY REFLECTOR                                  | 662400167532 | 0.5    | 6    | 432  |        |    |    | •  | •   |
| <b>Wall Wash with Baffle</b>   |  |              |        |      |      |        |    |    |    |     |
|  430P  | 6" TRIM WALL WASH WHITE TRIM WITH BLACK BAFFLE                                       | 662400664932 | 1      | 6    | 144  |        |    | •  |    | •   |
| 430W   | 6" TRIM WALL WASH WHITE TRIM WITH WHITE BAFFLE                                       | 662400664925 | 1.2    | 6    | 180  |        |    |    | •  | •   |
| <b>Adjustable with Splay - 478</b>   |  |              |        |      |      |        |    |    |    |     |
|  478   | 6" TRIM ADJUSTABLE WITH SPLAY REFLECTOR WHITE TRIM WITH CLEAR SPECULAR SPLAY         | 662400164661 | 0.6    | 6    | 504  |        |    |    |    | •   |
| 478P   | 6" TRIM ADJUSTABLE WITH SPLAY REFLECTOR WHITE TRIM WITH WHITE SPLAY                  | 662400164654 | 0.6    | 6    | 252  |        |    |    | •  | •   |

★ Indicates ARRA Eligible Product,    **Off The Shelf** Indicates Off the Shelf Product,    **E** Indicates EISA Compliant Pulse Start Products

Please reference the Cooper Lighting Stock Guide Terms and Conditions page. Pictures are a representation of product categories and may not illustrate the exact skus listed. Product information is subject to change without notice. Consult factory representative for additional information and inventory details. Visit [www.cooperlighting.com](http://www.cooperlighting.com) for more product information.








| CATALOG NUMBER   | DESCRIPTION  | UPC CODE     | WEIGHT | CASE QTY | PALLET QTY | NJ | IL | TX | CA | GA |
|--|--|--------------|--------|----------|------------|----|----|----|----|----|
| <b>Albalite Lens with Reflector - 70</b>   |  |              |        |          |            |    |    |    |    |    |
|  70P   | 6" TRIM ALBALITE LENS WHITE TRIM WITH FROSTED ALBALITE LENS                            | 662400130383 | 1      | 12       | 720        |    |    |    | •  | •  |
| 70PS   | 6" TRIM WET LOCATION AND AIR-TITE LISTED WHITE TRIM WITH FROSTED ALBALITE LENS         | 662400130390 | 0.75   | 12       | 600        | •  | •  |    | •  | •  |
| <b>6" Albalite Lens with Reflector and Satin Nickel Ring</b>   |  |              |        |          |            |    |    |    |    |    |
|  70SNS | 6" TRIM, WET LOCATION AND AIR-TITE LISTED SATIN NICKEL TRIM WITH FROSTED ALBALITE LENS | 080083585311 | 1      | 12       | 720        |    |    |    | •  |    |
| <b>Drop Opal Lens with Reflector - 71</b>  |  |              |        |          |            |    |    |    |    |    |
|  71P   | 6" TRIM DROP OPAL LENS WHITE TRIM WITH DROP OPAL LENS                                  | 662400130437 | 1.28   | 6        | 450        |    |    |    |    | •  |
| 71PS   | 6" TRIM DROP OPAL LENS WET LOCATION AND AIR-TITE LISTED WHITE TRIM WITH DROP OPAL LENS | 662400646631 | 0.89   | 6        | 270        |    |    |    |    | •  |
| <b>Fresnel Lens</b>  |  |              |        |          |            |    |    |    |    |    |
|  73P   | 6" TRIM FRESNEL LENS WHITE TRIM WITH FRESNEL LENS                                      | 662400130505 | 1      | 12       | 600        |    |    |    | •  | •  |
| 73PS   | 6" TRIM FRESNEL LENS WET LOCATION AND AIR-TITE LISTED WHITE TRIM WITH FRESNEL LENS     | 662400601241 | 1      | 12       | 504        |    |    |    | •  | •  |
| <b>Diffuser</b>  |  |              |        |          |            |    |    |    |    |    |
|  75  | 6" TRIM ALL GLASS DIFFUSER   | 662400130529 | 1.8    | 6        | 240        |    |    |    | •  |    |
| <b>Adjustable Gimbal</b>   |  |              |        |          |            |    |    |    |    |    |
|  76P  | 6" TRIM GIMBAL RING - PAR 38 STANDARD OR SIDE PRONG LAMPS WHITE TRIM WITH GIMBAL RING  | 662400130536 | 1.2    | 12       | 360        |    |    |    |    | •  |
| <b>Eyeball - 30 Degree Tilt</b>  |  |              |        |          |            |    |    |    |    |    |
|  78AC  | 6" TRIM PAR30L EYEBALL ANTIQUE COPPER TRIM WITH ANTIQUE COPPER EYEBALL, 30 DEGREE TILT | 623961310898 | 1.4    | 6        | 144        |    |    |    |    | •  |
| 78B  | 6" TRIM PAR30L EYEBALL SATIN BRASS TRIM WITH SATIN BRASS EYEBALL, 30 DEGREE TILT       | 662400130604 | 1.4    | 6        | 360        |    |    |    |    | •  |
| 78P  | 6" TRIM PAR30L EYEBALL WHITE TRIM WITH WHITE EYEBALL, 30 DEGREE TILT                   | 662400130628 | 1.37   | 6        | 240        | •  | •  |    | •  | •  |
| 78PAT  | 6" TRIM PAR30L EYEBALL WHITE TRIM WITH WHITE EYEBALL - AIR-TITE TRIM, 30 DEGREE TILT   | 662400611745 | 1.2    | 6        | 300        |    |    |    |    | •  |
| 78SN   | 6" TRIM PAR30L EYEBALL SATIN NICKEL TRIM WITH SATIN NICKEL EYEBALL, 30 DEGREE TILT     | 623961113796 | 0.86   | 6        | 240        |    |    |    | •  | •  |
| 78TBZ  | 6" TRIM PAR30L EYEBALL TUSCAN BRONZE TRIM WITH TUSCAN BRONZE EYEBALL, 30 DEGREE TILT   | 623961311888 | 1.4    | 6        | 288        |    |    |    | •  | •  |
| <b>Pinhole Trim</b>  |  |              |        |          |            |    |    |    |    |    |
|  79P   | 6" TRIM PINHOLE WHITE TRIM - PINHOLE TRIM  | 662400130666 | 0.6    | 12       | 360        |    |    |    |    | •  |
| <b>Double Bubble Adjustable - 60 Degree Tilt</b>   |  |              |        |          |            |    |    |    |    |    |
|  90P   | 6" TRIM DOUBLE BUBBLE ADJUSTABLE WHITE TRIM AND EYEBALL, 60 DEGREE TILT                | 662400607830 | 2.8    | 1        | 60         |    |    |    |    | •  |

★ Indicates ARRA Eligible Product,    **Off The Shelf**    **E** Indicates EISA Compliant Pulse Start Products





Please reference the Cooper Lighting Stock Guide Terms and Conditions page. Pictures are a representation of product categories and may not illustrate the exact skus listed. Product information is subject to change without notice. Consult factory representative for additional information and inventory details. Visit [www.cooperlighting.com](http://www.cooperlighting.com) for more product information.

| CATALOG NUMBER | DESCRIPTION | UPC CODE | WEIGHT | CASE QTY | PALLET QTY | NJ | IL | TX | CA | GA |
|----------------|-------------|----------|--------|----------|------------|----|----|----|----|----|
|----------------|-------------|----------|--------|----------|------------|----|----|----|----|----|

## 6" Low Voltage H7T & H7RT Retrofit Trim

|   |  |  |              |       |   |     |  |  |  |   |   |
|---|--|--|--------------|-------|---|-----|--|--|--|---|---|
|   | <b>Low Voltage Adjustable Spot - 30 Degree Tilt</b>    |  |              |       |   |     |  |  |  |   |   |
|   | 1412P  | 6" TRIM LOW VOLTAGE ADJUSTABLE SPOT WITH TRANSFORMER WHITE TRIM WITH BLACK BAFFLE & 30 DEGREE TILT | 662400606055 | 3.4   | 6 | 120 |  |  |  | • | • |
|   | 1412W  | 6" TRIM LOW VOLTAGE ADJUSTABLE SPOT WITH TRANSFORMER WHITE TRIM WITH WHITE BAFFLE & 30 DEGREE TILT | 662400606048 | 3.4   | 6 | 120 |  |  |  | • |   |
|   | <b>Low Voltage Specular Reflector - 30 Degree Tilt</b> |  |              |       |   |     |  |  |  |   |   |
|   | 1416W  | 6" TRIM LOW VOLTAGE BAFFLE WITH TRANSFORMER WHITE TRIM WITH WHITE BAFFLE & 30 DEGREE TILT          | 662400302810 | 3.34  | 6 | 180 |  |  |  |   | • |
|   | <b>Low Voltage Slot Aperture - 30 Degree Tilt</b>      |  |              |       |   |     |  |  |  |   |   |
|   | 1450P  | 6" TRIM LOW VOLTAGE ADJUSTABLE SLOT APERTURE 30 DEGREE TILT WITH TRANSFORMER WHITE TRIM & SLOT     | 662400132363 | 4.108 | 6 | 120 |  |  |  | • | • |
|   | <b>Low Voltage Adjustable Accent - 30 Degree Tilt</b>  |  |              |       |   |     |  |  |  |   |   |
|   | 1475P  | 6" TRIM LOW VOLTAGE ADJUSTABLE ACCENT WITH TRANSFORMER WHITE TRIM WITH BLACK BAFFLE                | 662400132370 | 3.88  | 6 | 120 |  |  |  |   | • |
|  | <b>Low Voltage Pinhole Trim</b>                        |  |              |       |   |     |  |  |  |   |   |
|   | 1479P  | 6" TRIM LOW VOLTAGE PINHOLE WITH TRANSFORMER WHITE TRIM WITH BLACK BAFFLE                          | 662400132387 | 4     | 6 | 72  |  |  |  | • |   |

## 6" Shallow Housing




|  |                                   |  |              |      |   |     |   |   |   |   |   |
|--|-----------------------------------|--|--------------|------|---|-----|---|---|---|---|---|
|  | <b>IC and IC Air-Tite</b>         |  |              |      |   |     |   |   |   |   |   |
|  | H27ICAT                           | 6" HOUSING SHALLOW CEILING IC AIR-TITE 120V LINE VOLTAGE         | 662400605898 | 3    | 6 | 120 | • | • | • | • | • |
|  | H27ICT                            | 6" HOUSING SHALLOW CEILING IC 120V LINE VOLTAGE                  | 662400694571 | 2.95 | 6 | 120 | • | • | • | • |   |
|  | <b>IC and IC Air-Tite Remodel</b> |  |              |      |   |     |   |   |   |   |   |
|  | H27RICAT                          | 6" HOUSING SHALLOW CEILING IC AIR-TITE REMODEL 120V LINE VOLTAGE | 623961866760 | 1.8  | 6 | 168 |   |   |   | • | • |
|  | H27RICT                           | 6" HOUSING SHALLOW CEILING IC REMODEL 120V LINE VOLTAGE          | 662400654759 | 1.8  | 6 | 168 |   |   | • | • |   |
|  | <b>Non-IC Remodel</b>             |  |              |      |   |     |   |   |   |   |   |
|  | H27RT                             | 6" HOUSING SHALLOW CEILING NON-IC REMODEL 120V LINE VOLTAGE      | 662400600732 | 2    | 6 | 168 |   |   |   | • | • |
|  | <b>Non-IC</b>                     |  |              |      |   |     |   |   |   |   |   |
|  | H27T                              | 6" HOUSING SHALLOW CEILING NON-IC 120V LINE VOLTAGE              | 662400133148 | 2.22 | 6 | 120 | • | • |   | • | • |

★ Indicates ARRA Eligible Product,    **Off The Shelf** Indicates Off the Shelf Product,    **E** Indicates EISA Compliant Pulse Start Products





Please reference the Cooper Lighting Stock Guide Terms and Conditions page. Pictures are a representation of product categories and may not illustrate the exact skus listed. Product information is subject to change without notice. Consult factory representative for additional information and inventory details. Visit [www.cooperlighting.com](http://www.cooperlighting.com) for more product information.

| CATALOG NUMBER | DESCRIPTION | UPC CODE | WEIGHT | CASE QTY | PALLET |    |    |    |    |
|----------------|-------------|----------|--------|----------|--------|----|----|----|----|
|                |             |          |        |          | QTY    | NJ | IL | TX | CA |


### 6" Slope Ceiling Housing

|  |                           |  |              |      |   |    |   |   |   |   |   |  |  |  |  |  |  |  |  |   |
|--|---------------------------|--|--------------|------|---|----|---|---|---|---|---|--|--|--|--|--|--|--|--|---|
|  | <b>IC and IC Air-Tite</b> |  |              |      |   |    |   |   |   |   |   |  |  |  |  |  |  |  |  |   |
|  | H47ICAT                   | 6" HOUSING SLOPE CEILING IC AIR-TITE 120V LINE VOLTAGE     | 662400302070 | 5.6  | 4 | 48 | • | • | • | • | • |  |  |  |  |  |  |  |  |   |
|  | H47ICT                    | 6" HOUSING SLOPE CEILING IC INCANDESCENT                   | 662400133315 | 4.2  | 4 | 48 | • | • | • | • | • |  |  |  |  |  |  |  |  |   |
|  | <b>Non-IC</b>             |  |              |      |   |    |   |   |   |   |   |  |  |  |  |  |  |  |  |   |
|  | H47T                      | 6" HOUSING SLOPE CEILING NON-IC 120V LINE VOLTAGE          | 662400133322 | 4.63 | 4 | 48 |   |   |   |   |   |  |  |  |  |  |  |  |  |   |
|  | <b>Non-IC Air-Tite</b>    |  |              |      |   |    |   |   |   |   |   |  |  |  |  |  |  |  |  |   |
|  | H645IC                    | 6" HOUSING ALL-SLOPE CEILING IC AIR-TITE 120V LINE VOLTAGE | 662400501473 | 5.21 | 4 | 72 | • | • |   |   |   |  |  |  |  |  |  |  |  | ★ |

### 6" Slope Ceiling Trim


|  |                           |   |              |       |   |     |   |   |   |   |   |  |  |  |  |  |  |  |  |   |   |
|--|---------------------------|---|--------------|-------|---|-----|---|---|---|---|---|--|--|--|--|--|--|--|--|---|---|
|    | <b>Specular Reflector</b> |   |              |       |   |     |   |   |   |   |   |  |  |  |  |  |  |  |  |   |   |
|  | 455CG                     | 6" TRIM REFLECTOR TRIM FOR SLOPE CEILING WHITE TRIM WITH CHAMPAGNE GOLD REFLECTOR             | 662400679400 | 0.4   | 6 | 432 |   |   |   |   |   |  |  |  |  |  |  |  |  | ★ |   |
|  | 455H                      | 6" TRIM REFLECTOR TRIM FOR SLOPE CEILING WHITE TRIM WITH HAZE REFLECTOR                       | 622697063719 | 0.542 | 6 | 288 |   |   |   |   |   |  |  |  |  |  |  |  |  |   | ★ |
|  | 455SC                     | 6" TRIM REFLECTOR TRIM FOR SLOPE CEILING WHITE TRIM WITH CLEAR SPECULAR REFLECTOR             | 662400679332 | 0.55  | 6 | 360 |   |   |   |   |   |  |  |  |  |  |  |  |  |   | ★ |
|   | <b>Baffle - 456</b>       |   |              |       |   |     |   |   |   |   |   |  |  |  |  |  |  |  |  |   |   |
|  | 456P                      | 6" TRIM BAFFLE TRIM FOR SLOPE CEILING WHITE TRIM WITH BLACK BAFFLE                            | 662400676270 | 0.758 | 6 | 360 |   |   |   |   |   |  |  |  |  |  |  |  |  |   | ★ |
|  | 456W                      | 6" TRIM BAFFLE TRIM FOR SLOPE CEILING WHITE TRIM WITH WHITE BAFFLE                            | 662400676287 | 0.758 | 6 | 360 | • | • |   |   |   |  |  |  |  |  |  |  |  |   | ★ |
|  | <b>Baffle - 496</b>       |   |              |       |   |     |   |   |   |   |   |  |  |  |  |  |  |  |  |   |   |
|  | 496P                      | 6" TRIM BAFFLE WITH REFLECTOR - SLOPE CEILING TRIM WHITE TRIM WITH BLACK BAFFLE AND REFLECTOR | 662400131700 | 1.13  | 4 | 200 |   |   |   |   |   |  |  |  |  |  |  |  |  |   | ★ |
|  | 496W                      | 6" TRIM BAFFLE WITH REFLECTOR - SLOPE CEILING TRIM WHITE TRIM WITH WHITE BAFFLE AND REFLECTOR | 662400302803 | 1.13  | 4 | 200 |   |   |   |   |   |  |  |  |  |  |  |  |  |   | ★ |
|  | <b>Baffle - 498</b>       |   |              |       |   |     |   |   |   |   |   |  |  |  |  |  |  |  |  |   |   |
|  | 498P                      | 6" TRIM BAFFLE - SLOPE CEILING TRIM WHITE TRIM WITH BLACK COILEX BAFFLE                       | 662400131717 | 0.75  | 4 | 160 |   |   |   |   |   |  |  |  |  |  |  |  |  |   | ★ |
|  | 498W                      | 6" TRIM BAFFLE - SLOPE CEILING TRIM WHITE TRIM WITH WHITE COILEX BAFFLE                       | 662400167334 | 1     | 4 | 160 | • | • | • | • | • |  |  |  |  |  |  |  |  |   | ★ |

### 7" Slope Ceiling Housing



|  |                    |  |              |      |   |    |   |   |   |   |   |  |  |  |  |  |  |  |  |  |
|--|--------------------|--|--------------|------|---|----|---|---|---|---|---|--|--|--|--|--|--|--|--|--|
|  | <b>IC Air-Tite</b> |  |              |      |   |    |   |   |   |   |   |  |  |  |  |  |  |  |  |  |
|  | H745ICAT           | 7" HOUSING ALL-SLOPE CEILING IC AIR-TITE HOUSING 120V LINE VOLTAGE | 662400601197 | 5.26 | 4 | 72 | • | • | • | • | • |  |  |  |  |  |  |  |  |  |

★ Indicates ARRA Eligible Product,    **Off The Shelf** Indicates Off the Shelf Product,    **E** Indicates EISA Compliant Pulse Start Products


Please reference the Cooper Lighting Stock Guide Terms and Conditions page. Pictures are a representation of product categories and may not illustrate the exact skus listed. Product information is subject to change without notice. Consult factory representative for additional information and inventory details. Visit [www.cooperlighting.com](http://www.cooperlighting.com) for more product information.

| CATALOG NUMBER   | DESCRIPTION   | UPC CODE     | WEIGHT | CASE QTY | PALLET QTY | NJ | IL | TX | CA | GA |
|--|---|--------------|--------|----------|------------|----|----|----|----|----|
| <b>7" Slope Ceiling Trim</b>   |   |              |        |          |            |    |    |    |    |    |
|  | <b>Specular Reflector</b>   |              |        |          |            |    |    |    |    |    |
| 457CG  | 7" TRIM REFLECTOR TRIM FOR SLOPE CEILING WHITE TRIM WITH CHAMPAGNE GOLD REFLECTOR | 662400601166 | 1.2    | 4        | 128        |    |    |    | •  | ★  |
| 457P   | 6" TRIM BAFFLE TRIM FOR SLOPE CEILING WHITE TRIM WITH BLACK BAFFLE                | 662400601098 | 1.663  | 4        | 200        |    |    |    | •  | •  |
| 457PW  | 7" TRIM REFLECTOR TRIM FOR SLOPE CEILING WHITE TRIM WITH WHITE REFLECTOR          | 662400601180 | 1.2    | 4        | 128        |    |    |    | •  | ★  |
| 457SC  | 7" TRIM REFLECTOR TRIM FOR SLOPE CEILING WHITE TRIM WITH CLEAR SPECULAR REFLECTOR | 662400601159 | 1      | 4        | 128        |    |    |    | •  | •  |
| 457W   | 7" SLOPE CEILING TRIM BAFFLE WITH WHITE COILEX BAFFLE                             | 662400601142 | 1.53   | 4        | 160        |    | •  |    | •  | •  |



**7" M700 HID Trim**


|  |   |              |     |   |     |  |   |  |   |   |
|--|---|--------------|-----|---|-----|--|---|--|---|---|
|  | <b>Black Baffle with Tempered Glass Shield</b>  |              |     |   |     |  |   |  |   |   |
| 1705C  | 7" TRIM REFLECTOR FOR M700 WHITE TRIM WITH CLEAR REFLECTOR AND TEMPERED GLASS SAFETY SHIELD | 662400122777 | 1.6 | 1 | 100 |  |   |  | • | ★ |
|  | <b>Fresnel Glass Lens</b>   |              |     |   |     |  |   |  |   |   |
| 1773P  | 7" TRIM REGRESSED FRESNEL LENS SPLAY FOR M700 WHITE TRIM                                    | 662400122838 | 2.2 | 1 | 100 |  | • |  |   | ★ |

**8 1/2" Square Housing**

|   |   |              |     |   |    |  |  |  |   |   |
|---|---|--------------|-----|---|----|--|--|--|---|---|
|  | <b>Non-IC</b>                             |              |     |   |    |  |  |  |   |   |
| H1T   | 8 1/2" HOUSING SQUARE NON-IC INCANDESCENT | 662400132820 | 2.6 | 6 | 72 |  |  |  | • | • |







**8 1/2" Square CFL Housing**

|  |  |              |     |   |    |  |  |  |  |   |
|--|--|--------------|-----|---|----|--|--|--|--|---|
|  | <b>Non-IC</b>  |              |     |   |    |  |  |  |  |   |
| H1EF   | 8 1/2" HOUSING 2-LAMP COMPACT FLUORESCENT NON-IC 18W ELECTRONIC HPF BALLAST, 120-277V      | 623961034756 | 5   | 2 | 72 |  |  |  |  | • |
|  | <b>IC Air-Tite</b>   |              |     |   |    |  |  |  |  |   |
| H1EFICAT   | 8 1/2" HOUSING 2-LAMP COMPACT FLUORESCENT IC AIR-TITE 13W ELECTRONIC HPF BALLAST, 120-277V | 623961034763 | 5.5 | 4 | 32 |  |  |  |  | • |

| CATALOG NUMBER   | DESCRIPTION   | UPC CODE     | WEIGHT | CASE QTY | PALLET QTY | NJ | IL | TX | CA | GA |
|--|---|--------------|--------|----------|------------|----|----|----|----|----|
| <b>8 1/2" Square Trim</b>  |   |              |        |          |            |    |    |    |    |    |
|    | <b>Albalite Lens</b><br>10P<br>8 1/2" TRIM SQUARE ALBALITE LENS   | 662400130031 | 1.8    | 12       | 768        |    |    |    | •  | •  |
|    | <b>Drop Diffuser</b><br>11GP<br>8 1/2" TRIM SQUARE GLASS DROP DIFFUSER  | 662400130093 | 2.4    | 6        | 240        |    |    |    | •  | •  |
|    | <b>Albalite Glass Diffuser Shower Light</b><br>110P<br>8 1/2" TRIM SQUARE ALBALITE LENS SPLAY                                 | 662400304012 | 1.4    | 6        | 300        |    |    |    |    | •  |
|    | <b>Fresnel Splay</b><br>113P<br>8 1/2" TRIM SQUARE FRESNEL LENS SPLAY   | 662400304036 | 1.8    | 6        | 240        |    |    |    |    | •  |
|   | <b>Fresnel Lens</b><br>13P<br>8 1/2" TRIM SQUARE FRESNEL LENS   | 662400130130 | 1.8    | 12       | 288        |    |    |    |    | •  |
| <b>10" H8 Trim</b>   |   |              |        |          |            |    |    |    |    |    |
|  | <b>Albalite Lens</b><br>80P<br>10" TRIM ROUND ALBALITE LENS FOR H8, WHITE TRIM  | 662400130673 | 1.8    | 12       | 576        |    |    |    |    | •  |
| <b>10 1/2" Square CFL Housing</b>  |   |              |        |          |            |    |    |    |    |    |
|  | <b>Non-IC</b><br>H2EF<br>10 1/2" HOUSING 2-LAMP COMPACT FLUORESCENT NON-IC 26W ELECTRONIC HPF BALLASTS, 120-277V              | 623961034770 | 4.8    | 2        | 72         |    |    |    |    | •  |
|  | <b>IC Air-Tite</b><br>H2EFICAT<br>10 1/2" HOUSING 2-LAMP COMPACT FLUORESCENT IC AIR-TITE 18W ELECTRONIC HPF BALLAST, 120/277V | 623961034787 | 6.35   | 4        | 48         |    |    |    |    | •  |
| <b>10 1/2" Square HID Housing</b>  |   |              |        |          |            |    |    |    |    |    |
|  | <b>Non-IC</b><br>M200T<br>10 1/2" HOUSING SQUARE NON-IC, HID  | 662400603122 | 8.2    | 1        | 36         | •  |    |    | •  | •  |

★ Indicates ARRA Eligible Product,    **Off The Shelf**    **E** Indicates EISA Compliant Pulse Start Products





| CATALOG NUMBER   | DESCRIPTION  | UPC CODE     | WEIGHT | CASE QTY | PALLET QTY | NJ | IL | TX | CA | GA |
|--|--|--------------|--------|----------|------------|----|----|----|----|----|
| <b>10 1/2" Square Incandescent Housing</b>   |  |              |        |          |            |    |    |    |    |    |
|    | <b>Non-IC</b><br>H2T<br>10 1/2" HOUSING SQUARE NON-IC, INCANDESCENT                      | 662400132844 | 3.4    | 6        | 72         |    |    |    | •  | •  |
| <b>10 1/2" Square Trim (H2 &amp; M200)</b>   |  |              |        |          |            |    |    |    |    |    |
|    | <b>Albalite Diffuser Shower Light</b><br>120P<br>10 1/2" TRIM ALBALITE SPLAY, WHITE TRIM | 662400304081 | 2      | 6        | 192        |    |    |    |    | •  |
|    | <b>Fresnel Splay</b><br>123P<br>10 1/2" TRIM SQUARE FRESNEL LENS SPLAY, WHITE TRIM       | 662400304104 | 2.8    | 9        | 432        |    |    |    |    | •  |
|    | <b>Albalite Lens</b><br>20P<br>10 1/2" TRIM SQUARE ALBALITE LENS, WHITE TRIM             | 662400130192 | 2.4    | 9        | 576        |    |    |    | •  | •  |
|   | <b>Drop Diffuser</b><br>21GP<br>10 1/2" TRIM SQUARE GLASS DROP DIFFUSER, WHITE TRIM      | 662400130222 | 3.57   | 6        | 240        |    |    |    | •  | •  |
|  | <b>Fresnel Lens</b><br>23P<br>11 5/8" TRIM SQUARE FRESNEL LENS, WHITE TRIM               | 662400130253 | 2.92   | 12       | 480        |    |    |    | •  | •  |

| CATALOG NUMBER | DESCRIPTION | UPC CODE | WEIGHT | CASE QTY | PALLET |    |    |    |    |
|----------------|-------------|----------|--------|----------|--------|----|----|----|----|
|                |             |          |        |          | QTY    | NJ | IL | TX | CA |

## Step & Wall Lights






|  |   |              |      |   |     |  |  |  |  |   |   |
|--|---|--------------|------|---|-----|--|--|--|--|---|---|
|    | <b>Step / Wall Light</b><br>H2900T<br>STEP/WALL LIGHT - THRU WALL LIGHT, INCANDESCENT   | 662400135487 | 6.4  | 1 | 24  |  |  |  |  | • | ★ |
|    | <b>Step Light IC - No Junction Box or Bar Hangers</b><br>H2920ICT<br>STEP LIGHT, IC, INCANDESCENT, WITH LOUVER FACE PLATE, NO JUNCTION BOX OR BAR HANGERS | 662400135531 | 2.5  | 1 | 150 |  |  |  |  | • |   |
|    | <b>Step Light IC - Junction Box &amp; Bar Hangers</b><br>H2922ICT<br>STEP LIGHT, IC, INCANDESCENT, WITH LOUVER FACE PLATE, JUNCTION BOX & BAR HANGERS     | 623961644283 | 3.85 | 1 | 128 |  |  |  |  | • |   |
|    | <b>Brick / Aisle Light with Flat Lens</b><br>H2925PL<br>BRICK/AISLE LIGHT WITH FLAT LENS, 7W COMPACT FLUORESCENT, MAGNETIC BALLAST                        | 662400135579 | 2.6  | 6 | 240 |  |  |  |  | • | • |
|  | H2925TW<br>BRICK/AISLE LIGHT WITH FLAT LENS, INCANDESCENT, WET LOCATION LISTED  | 662400135593 | 2.31 | 6 | 240 |  |  |  |  | • | • |
|    | <b>Brick / Aisle Light with Shade</b><br>H2926TW<br>BRICK/AISLE LIGHT WITH SHADE, INCANDESCENT, WET LOCATION LISTED                                       | 662400135616 | 2.2  | 6 | 240 |  |  |  |  | • | • |
|  | <b>Non-IC - Shallow Rectangle</b><br>H2932T<br>CEILING LENSED CLOSET LIGHT, NON-IC, INCANDESCENT, SHALLOW RECTANGLE                                       | 662400135647 | 4.4  | 6 | 108 |  |  |  |  | • | • |

## H7 Accessory

|  |  |              |      |   |     |  |  |  |  |   |  |
|--|--|--------------|------|---|-----|--|--|--|--|---|--|
|  | <b>Lamp Aiming Accessory for H7T &amp; H7RT</b><br>H930<br>ACCESSORY R/PAR LAMP AIMING ACCESSORY           | 662400133711 | 0.8  | 6 | 216 |  |  |  |  | • |  |
|  | <b>Power Trac Adapter Trim</b><br>477W<br>ACCESSORY ADAPTER FOR TRACK LAMPHOLDER IN RECESSED HOUSING WHITE | 662400302841 | 1.76 | 6 | 216 |  |  |  |  | • |  |

★ Indicates ARRA Eligible Product,    **Off The Shelf**    **E** Indicates EISA Compliant Pulse Start Products

Please reference the Cooper Lighting Stock Guide Terms and Conditions page. Pictures are a representation of product categories and may not illustrate the exact skus listed. Product information is subject to change without notice. Consult factory representative for additional information and inventory details. Visit [www.cooperlighting.com](http://www.cooperlighting.com) for more product information.

| CATALOG NUMBER   | DESCRIPTION   | UPC CODE   | WEIGHT       | CASE QTY | PALLET QTY | NJ   | IL | TX | CA | GA    |
|--|---|--|--------------|----------|------------|------|----|----|----|-------|
| <b>Accessories</b>   |   |  |              |          |            |      |    |    |    |       |
| <b>Glass Diffuser Kit</b>  |   |  |              |          |            |      |    |    |    |       |
| GDK12  | 12" GLASS DIFFUSER KIT  | 622696776504   | 4            | 1        | 200        |      |    |    |    | •     |
| <b>Socket Extender</b>   |   |  |              |          |            |      |    |    |    |       |
|  H1999 | ACCESSORY SCREW-BASE SOCKET EXTENDER                            | 662400134558   | 0.25         | 6        | 750        |      |    |    |    | •     |
| <b>Transformer</b>   |   |  |              |          |            |      |    |    |    |       |
|  H277  | STEPDOWN TRANSFORMER, 277V TO 120V, 300VA                       | 662400133476   | 5.24         | 1        | 210        |      |    |    |    | •     |
| <b>Oversize Trim Ring</b>  |   |  |              |          |            |      |    |    |    |       |
|        | OT400P  | OVERSIZE TRIM RING   | 662400136507 | 0.5      | 12         | 2700 |    |    |    | • •   |
|  | OT403P  | OVERSIZE TRIM RING   | 662400136514 | 0.2      | 12         | 2160 |    |    |    | • •   |
|  | OT460P  | OVERSIZE TRIM RING   | 662400136538 | 0.6      | 12         | 864  |    |    |    | • •   |
|  | OT500P  | OVERSIZE TRIM RING FOR STRAIGHT PRECISION SIDED H5 FAMILY TRIM | 623961651830 | 0.2      | 12         | 1080 |    |    |    | • •   |
|  | OT999P  | OVERSIZE TRIM RING   | 662400163572 | 0.2      | 24         | 3000 |    |    |    | • •   |
| <b>Replacement Coil Springs</b>  |   |  |              |          |            |      |    |    |    |       |
|  RS7H  | REPLACEMENT COIL SPRINGS FOR USE WITH TRIMS - BLISTER PACK OF 4 | 662400610182   | 0.07         | 24       | 3360       |      |    |    |    | • •   |
| <b>Trim Ring</b>   |   |  |              |          |            |      |    |    |    |       |
|       | TRM6MB  | TRIM RING, 6" METAL, MATTE BLACK                               | 662400149163 | 0.15     | 12         | 900  |    |    |    | • • ★ |
|  | TRM6TBZ   | TRIM RING, 6" METAL, TUSCAN BRONZE                             | 623961311475 | 0.4      | 12         | 1296 |    |    |    | • •   |



| CATALOG NUMBER  | DESCRIPTION  | UPC CODE     | WEIGHT | CASE QTY | PALLET |    |    |    |    |    |
|---|--|--------------|--------|----------|--------|----|----|----|----|----|
|   |  |              |        |          | QTY    | NJ | IL | TX | CA | GA |
| <b>Universal Lampholder - L700</b>  |  |              |        |          |        |    |    |    |    |    |
|  L700PX     | UNIVERSAL LAMPHOLDER, WHITE, R, PAR38                                    | 662400137887 | 1.01   | 12       | 720    |    |    |    |    | •  |
| <b>Universal Lampholder - L702</b>  |  |              |        |          |        |    |    |    |    |    |
|  L702MBX    | UNIVERSAL LAMPHOLDER, MATTE BLACK, R, PAR16, PAR20, PAR30L, PAR38        | 662400164333 | 0.6    | 24       | 1080   |    |    |    |    | •  |
| L702PX  | UNIVERSAL LAMPHOLDER, WHITE, R, PAR16, PAR20, PAR30L, PAR38              | 662400164326 | 0.6    | 24       | 864    |    |    |    | •  | •  |
| <b>Universal Lampholder - L703</b>  |  |              |        |          |        |    |    |    |    |    |
|  L703MBX    | UNIVERSAL LAMPHOLDER, MATTE BLACK, R, PAR16, PAR20, PAR30L, PAR38        | 662400301394 | 0.8    | 24       | 768    |    |    | •  |    | •  |
| L703PX  | UNIVERSAL LAMPHOLDER, WHITE, R, PAR16, PAR20, PAR30L, PAR38              | 662400301387 | 0.74   | 24       | 576    |    |    | •  |    | •  |
| <b>Bachetta</b>   |  |              |        |          |        |    |    |    |    |    |
| <b>Bachetta Gimbal Ring - L3703</b>   |  |              |        |          |        |    |    |    |    |    |
|  L3703PX    | BACHETTA GIMBAL RING, WHITE, PAR30                                       | 662400149248 | 1.6    | 72       | 288    |    |    |    |    | •  |
| <b>Bachetta Lampholder - L3705</b>  |  |              |        |          |        |    |    |    |    |    |
|  L3705PX    | BACHETTA PAR38 LAMPHOLDER, WHITE   | 662400149309 | 1.8    | 24       | 216    |    |    |    |    | •  |
| <b>Classic</b>  |  |              |        |          |        |    |    |    |    |    |
| <b>Classic - L1511</b>  |  |              |        |          |        |    |    |    |    |    |
|  L1511ABX | CLASSIC, ANTIQUE BRASS R30, BR30, BR25                                   | 662400142577 | 2      | 6        | 144    |    |    |    |    | •  |
| <b>Commercial Applications</b>  |  |              |        |          |        |    |    |    |    |    |
| <b>Low Voltage Framing Projector - L2756</b>  |  |              |        |          |        |    |    |    |    |    |
|  L2756MBX | LOW VOLTAGE FRAMING PROJECTOR, ELECTRONIC TRANSFORMER, MATTE BLACK, MR16 | 662400145639 | 3.5    | 1        | 720    |    |    |    |    | •  |
| L2756PX   | LOW VOLTAGE FRAMING PROJECTOR, ELECTRONIC TRANSFORMER, WHITE, MR16       | 662400145653 | 3.6    | 1        | 720    |    |    |    |    | •  |
| <b>Para Trac Electronic Wall Wash - L3218</b>   |  |              |        |          |        |    |    |    |    |    |
|  L3218EP  | PARA TRAC ELECTRONIC COMPACT FLUORESCENT WALL WASH, WHITE, F18BX         | 662400603566 | 5.32   | 1        | 108    |    |    |    |    | •  |
| <b>Para Trac Electronic Wall Wash - L3239</b>   |  |              |        |          |        |    |    |    |    |    |
|  L3239EMB | PARA TRAC ELECTRONIC COMPACT FLUORESCENT WALL WASH, BLACK, F39BX         | 662400603535 | 7.6    | 1        | 96     |    |    |    |    | •  |
| L3239EP   | PARA TRAC ELECTRONIC COMPACT FLUORESCENT WALL WASH, WHITE, F39BX         | 662400603528 | 7.6    | 1        | 96     |    |    |    |    | •  |
| <b>Para Trac Electronic Wall Wash - L3240</b>   |  |              |        |          |        |    |    |    |    |    |
|  L3240EP  | PARA TRAC ELECTRONIC COMPACT FLUORESCENT WALL WASH, WHITE, F40BX         | 662400603542 | 9      | 1        | 64     | •  |    |    |    | •  |
| L3240EMB  | PARA TRAC ELECTRONIC COMPACT FLUORESCENT WALL WASH, MATTE BLACK, F40BX   | 662400603559 | 9.2    | 1        | 64     |    |    |    |    | •  |
| <b>Lampholder Louvers</b>   |  |              |        |          |        |    |    |    |    |    |


★ Indicates ARRA Eligible Product,    **Off The Shelf**    **E** Indicates EISA Compliant Pulse Start Products



| CATALOG NUMBER                                    | DESCRIPTION  | UPC CODE     | WEIGHT | CASE QTY | PALLET QTY | NJ | IL | TX | CA | GA |
|---|--|--------------|--------|----------|------------|----|----|----|----|----|
| <b>Parabolic Louver - LVR3218</b>                 |  |              |        |          |            |    |    |    |    |    |
| LVR3218SC   | PARABOLIC LOUVER, SPECULAR CLEAR   | 662400603405 | 0.8    | 1        | 200        |    |    |    |    | ★  |
| <b>Parabolic Louver - LVR3239</b>                 |  |              |        |          |            |    |    |    |    |    |
| LVR3239MB   | PARABOLIC LOUVER, MATTE BLACK  | 662400603467 | 0.33   | 1        | 280        |    |    |    |    | ★  |
| LVR3239P  | PARABOLIC LOUVER, WHITE  | 662400603504 | 0.8    | 1        | 250        |    |    |    |    | ★  |
| <b>Parabolic Louver - LVR3240</b>                 |  |              |        |          |            |    |    |    |    |    |
| LVR3240MB   | PARABOLIC LOUVER, BLACK  | 662400603450 | 0.8    | 1        | 196        |    |    |    |    | ★  |
| <b>Minilume</b>                                   |  |              |        |          |            |    |    |    |    |    |
| <b>Minilume Lampholder and Wall Wash</b>          |  |              |        |          |            |    |    |    |    |    |
| L530039ESCMBL                                     | MINILUME METAL HALIDE LAMPHOLDER, CLEAR REFLECTOR, MATTE BLACK, 39W T4 LAMP INCLUDED | 622696743605 | 2.4    | 4        | 84         |    |    |    |    | •  |
| L530039ESCPL                                      | MINILUME METAL HALIDE LAMPHOLDER, CLEAR REFLECTOR, WHITE, 39W T4 LAMP INCLUDED       | 622696743612 | 2.35   | 4        | 96         |    |    |    |    | •  |
| L530070ESCPL                                      | MINILUME METAL HALIDE LAMPHOLDER, CLEAR REFLECTOR, WHITE, 70W T4 LAMP INCLUDED       | 623961445057 | 1.45   | 4        | 84         |    |    |    |    | •  |
| <b>Roundback</b>                                  |  |              |        |          |            |    |    |    |    |    |
| <b>Roundback Cylinder - L1540</b>                 |  |              |        |          |            |    |    |    |    |    |
| L1540PX   | ROUNDBACK CYLINDER, BLACK BAFFLE, WHITE, PAR20, R20, BR25                            | 662400142980 | 1.2    | 6        | 576        |    |    |    |    | •  |
| <b>Roundback Cylinder - L1542</b>                 |  |              |        |          |            |    |    |    |    |    |
| L1542MBX  | ROUNDBACK CYLINDER, BLACK BAFFLE, MATTE BLACK, PAR30, R30, BR30                      | 662400143109 | 1.6    | 4        | 320        |    |    |    |    | •  |
| L1542PX   | ROUNDBACK CYLINDER, BLACK BAFFLE, WHITE, PAR30, R30, BR30                            | 662400143123 | 2      | 4        | 320        |    |    |    |    | •  |
| <b>Roundback Cylinder - L1543</b>                 |  |              |        |          |            |    |    |    |    |    |
| L1543PX   | ROUNDBACK CYLINDER, BLACK BAFFLE, WHITE, R40, PAR38                                  | 662400143185 | 1.8    | 6        | 192        |    |    |    |    | •  |
| <b>Low Voltage Roundback Cylinder - L2740</b>     |  |              |        |          |            |    |    |    |    |    |
| L2740PX   | LOW VOLTAGE ROUNDBACK CYLINDER, ELECTRONIC TRANSFORMER, WHITE, MR16                  | 662400145615 | 1.8    | 4        | 128        |    |    |    |    | •  |
| <b>Colletto Roundback Cylinder - L4010, L4012</b> |  |              |        |          |            |    |    |    |    |    |
| L4010MBX  | COLLETTA ROUNDBACK CYLINDER, BLACK BAFFLE, MATTE BLACK, PAR16, PAR20                 | 662400149705 | 1.2    | 6        | 576        |    |    |    |    | •  |
| L4010PX   | COLLETTA ROUNDBACK CYLINDER, BLACK BAFFLE, WHITE, PAR16, PAR20                       | 662400149699 | 1      | 12       | 576        |    |    |    |    | •  |
| <b>Colletto Roundback Cylinder - L4011</b>        |  |              |        |          |            |    |    |    |    |    |
| L4011PX   | COLLETTA ROUNDBACK CYLINDER, BLACK BAFFLE, WHITE, PAR30                              | 662400149712 | 1.4    | 6        | 360        |    |    |    |    | •  |

★ Indicates ARRA Eligible Product,   **Off The Shelf**   **E** Indicates EISA Compliant Pulse Start Products

Please reference the Cooper Lighting Stock Guide Terms and Conditions page. Pictures are a representation of product categories and may not illustrate the exact skus listed. Product information is subject to change without notice. Consult factory representative for additional information and inventory details. Visit [www.cooperlighting.com](http://www.cooperlighting.com) for more product information.

| CATALOG NUMBER   | DESCRIPTION  | UPC CODE     | WEIGHT | CASE QTY | PALLET QTY | NJ | IL | TX | CA | GA |
|--|--|--------------|--------|----------|------------|----|----|----|----|----|
| <b>Roundback Cylinder - L741, L743, L746, L747</b>   |  |              |        |          |            |    |    |    |    |    |
|  L741MBX   | ROUNDBACK CYLINDER, MATTE BLACK, BR30, R30, PAR30, BR25, A19                 | 662400139010 | 1      | 6        | 252        |    |    |    | •  | •  |
| L741PX   | ROUNDBACK CYLINDER, WHITE, BR30, R30, PAR30, BR25, A19                       | 662400139027 | 1.6    | 6        | 324        |    |    |    | •  | •  |
| L743MBX  | ROUNDBACK CYLINDER, MATTE BLACK, R20, PAR20, A19                             | 662400139058 | 0.92   | 6        | 378        |    |    |    | •  | •  |
| L743PX   | ROUNDBACK CYLINDER, WHITE, R20, PAR20, A19                                   | 662400139065 | 0.6    | 6        | 378        |    |    |    | •  | •  |
| L746MBX  | ROUNDBACK CYLINDER, BLACK BAFFLE, MATTE BLACK, BR30, R30, PAR30, BR25, A19   | 662400139096 | 1.2    | 6        | 324        |    |    | •  |    | •  |
| L746PX   | ROUNDBACK CYLINDER, BLACK BAFFLE, WHITE, BR30, R30, PAR30, BR25, A19         | 662400139102 | 1.2    | 6        | 252        |    |    | •  |    | •  |
| L747MBX  | ROUNDBACK CYLINDER, BLACK BAFFLE, MATTE BLACK, R20, PAR20, A19               | 662400139133 | 1.17   | 6        | 432        |    |    |    |    | •  |
| L747PX   | ROUNDBACK CYLINDER, BLACK BAFFLE, WHITE, R20, PAR20, A19                     | 662400139140 | 1.2    | 6        | 378        |    |    |    |    | •  |
| <b>Roundback Cylinder - L854</b>   |  |              |        |          |            |    |    |    |    |    |
|  L854PX    | ROUNDBACK CYLINDER, BLACK BAFFLE, WHITE, BR30, R30, PAR30, BR25,             | 662400140634 | 1.4    | 4        | 320        |    |    |    |    | •  |
| <b>Roundback Cylinder - L855</b>   |  |              |        |          |            |    |    |    |    |    |
|  L855PX    | ROUNDBACK CYLINDER, WHITE, PAR38   | 662400140757 | 1.21   | 6        | 216        |    |    |    |    | •  |
| <b>Continental Cylinder</b>  |  |              |        |          |            |    |    |    |    |    |
| <b>Continental Cylinder Yoke - L704</b>  |  |              |        |          |            |    |    |    |    |    |
|  L704MBX  | CONTINENTAL CYLINDER, YOKE, MATTE BLACK, R40, PAR38                          | 662400137917 | 2.2    | 6        | 126        |    |    |    |    | •  |
| L704PX   | CONTINENTAL CYLINDER, YOKE, WHITE, R40, PAR38                                | 662400137931 | 2      | 6        | 144        |    |    |    | •  | •  |
| <b>Continental Cylinder - L730</b>   |  |              |        |          |            |    |    |    |    |    |
|  L730MBX | CONTINENTAL CYLINDER, MATTE BLACK, BR30, R30, PAR30, A19, BR25               | 662400138358 | 1      | 6        | 288        |    |    |    | •  | •  |
| L730PX   | CONTINENTAL CYLINDER, WHITE, BR30, R30, PAR30, A19, BR25                     | 662400138372 | 0.8    | 6        | 384        |    |    |    | •  | •  |
| <b>Continental Cylinder - L734</b>   |  |              |        |          |            |    |    |    |    |    |
|  L734MBX | CONTINENTAL CYLINDER, BLACK BAFFLE, MATTE BLACK, R40, PAR38                  | 662400138815 | 2.4    | 6        | 126        |    |    |    |    | •  |
| L734PX   | CONTINENTAL CYLINDER, BLACK BAFFLE, WHITE, R40, PAR38                        | 662400138839 | 2.6    | 6        | 144        |    |    |    |    | •  |
| <b>Continental Cylinder - L735</b>   |  |              |        |          |            |    |    |    |    |    |
| L735MBX  | CONTINENTAL CYLINDER, MATTE BLACK, R20, PAR20, A19                           | 662400138853 | 0.8    | 6        | 432        |    |    |    | •  | •  |
| <b>Continental Cylinder - L736</b>   |  |              |        |          |            |    |    |    |    |    |
|  L736MBX | CONTINENTAL CYLINDER, BLACK BAFFLE, MATTE BLACK, BR30, R30, PAR30, A19, BR25 | 662400138891 | 1.25   | 6        | 252        |    |    |    | •  | •  |
| L736PX   | CONTINENTAL CYLINDER, BLACK BAFFLE, WHITE, BR30, R30, PAR30, A19, BR25       | 662400138907 | 1.29   | 6        | 2400       |    |    |    |    | •  |
| <b>Continental Cylinder - L737</b>   |  |              |        |          |            |    |    |    |    |    |
|  L737MBX | CONTINENTAL CYLINDER, BLACK BAFFLE, MATTE BLACK, R20, PAR20, A19             | 662400138945 | 0.8    | 6        | 486        |    |    |    |    | •  |
| L737PX   | CONTINENTAL CYLINDER, BLACK BAFFLE, WHITE, R20, PAR20, A19                   | 662400138952 | 1.2    | 6        | 432        |    |    |    |    | •  |
| <b>Flatback</b>  |  |              |        |          |            |    |    |    |    |    |











★ Indicates ARRA Eligible Product, ✓ Indicates Off the Shelf Product, Ⓢ Indicates EISA Compliant Pulse Start Products

Please reference the Cooper Lighting Stock Guide Terms and Conditions page. Pictures are a representation of product categories and may not illustrate the exact skus listed. Product information is subject to change without notice. Consult factory representative for additional information and inventory details. Visit [www.cooperlighting.com](http://www.cooperlighting.com) for more product information.

| CATALOG NUMBER  | DESCRIPTION  | UPC CODE   | WEIGHT       | CASE QTY | PALLET |      |    |    |    |    |   |
|---|--|--|--------------|----------|--------|------|----|----|----|----|---|
|   |  |  |              |          | QTY    | NJ   | IL | TX | CA | GA |   |
|    | <b>Flatback Cylinder - L1763</b>   |  |              |          |        |      |    |    |    |    |   |
|   | L1763MBX   | LOW VOLTAGE, FLATBACK CYLINDER, MAGNETIC TRANSFORMER, MATTE BLACK, MR16                | 662400144564 | 3.52     | 6      | 480  |    |    |    | •  |   |
| L1763PX   | LOW VOLTAGE, FLATBACK CYLINDER, MAGNETIC TRANSFORMER, WHITE, MR16                | 662400144588   | 3.5          | 6        | 480    |      |    |    |    | •  |   |
|    | <b>Low Voltage Flatback Cylinder - L2761</b>                                     |  |              |          |        |      |    |    |    |    |   |
|   | L2761MB  | LOW VOLTAGE FLATBACK CYLINDER, SPLAY BAFFLE, MATTE BLACK, MR16                         | 662400145684 | 0.8      | 6      | 360  |    |    |    | •  | • |
| L2761P  | LOW VOLTAGE FLATBACK CYLINDER, SPLAY BAFFLE, WHITE, MR16                         | 662400145691   | 0.8          | 6        | 120    |      |    |    |    | •  | • |
|    | <b>Low Voltage Flatback Cylinder - 2271</b>                                      |  |              |          |        |      |    |    |    |    |   |
|   | L2771MBX   | LOW VOLTAGE FLATBACK CYLINDER, BLACK BAFFLE, ELECTRONIC TRANSFORMER, MATTE BLACK, MR16 | 662400145806 | 2.15     | 4      | 320  |    |    |    |    | • |
| L2771PX   | LOW VOLTAGE FLATBACK CYLINDER, BLACK BAFFLE, ELECTRONIC TRANSFORMER, WHITE, MR16 | 662400145820   | 2.2          | 4        | 320    |      |    |    |    | •  |   |
|    | <b>Flatback Cylinder - L761</b>  |  |              |          |        |      |    |    |    |    |   |
|   | L761PX   | FLATBACK CYLINDER, BLACK BAFFLE, WHITE, R16, PAR16                                     | 662400139348 | 0.8      | 6      | 360  |    |    |    |    | • |
|    | <b>Flatback Cylinder - L763</b>  |  |              |          |        |      |    |    |    |    |   |
|   | L763MBX  | FLATBACK CYLINDER, BLACK BAFFLE, MATTE BLACK, BR30, R30, PAR30, BR25                   | 662400139690 | 1.6      | 4      | 192  |    |    |    |    | • |
| L763PX  | FLATBACK CYLINDER, BLACK BAFFLE, WHITE, BR30, R30, PAR30, BR25                   | 662400139720   | 1.4          | 4        | 192    |      |    |    |    | •  |   |
|   | <b>Flatback Cylinder - L764</b>  |  |              |          |        |      |    |    |    |    |   |
|   | L764MBX  | FLATBACK CYLINDER, BLACK BAFFLE, MATTE BLACK, R40, PAR38                               | 662400139805 | 2        | 6      | 192  |    |    |    |    | • |
| L764PX  | FLATBACK CYLINDER, BLACK BAFFLE, WHITE, R40, PAR38                               | 662400139836   | 1.6          | 6        | 192    |      |    |    |    | •  |   |
| <b>Gimbal Ring</b>  |  |  |              |          |        |      |    |    |    |    |   |
|  | <b>Gimbal Ring - L1730</b>   |  |              |          |        |      |    |    |    |    |   |
|   | L1730MBX   | GIMBAL RING, MATTE BLACK, PAR30  | 662400144014 | 1.08     | 6      | 2400 |    |    |    | •  | • |
| L1730PX   | GIMBAL RING, WHITE, PAR30  | 662400144038   | 1.04         | 6        | 576    |      |    |    |    | •  |   |
|  | <b>Front Loading Gimbal Ring - L1731</b>   |  |              |          |        |      |    |    |    |    |   |
|   | L1731MB  | FRONT LOADING GIMBAL RING, MATTE BLACK, PAR30  | 662400687696 | 0.01     | 6      | 252  |    |    |    |    | • |
| L1731P  | FRONT LOADING GIMBAL RING, WHITE, PAR30,   | 662400687702   | 1.1          | 6        | 288    |      |    |    |    | •  |   |
|  | <b>Gimbal Ring - L1738</b>   |  |              |          |        |      |    |    |    |    |   |
|   | L1738MBX   | GIMBAL RING, MATTE BLACK, PAR38  | 662400144151 | 1.2      | 6      | 480  |    |    |    |    | • |
| L1738PX   | GIMBAL RING, WHITE, PAR38  | 662400144175   | 1.15         | 6        | 480    |      |    |    |    | •  |   |
|  | <b>Front Loading Gimbal Ring - L1739</b>   |  |              |          |        |      |    |    |    |    |   |
|   | L1739PX  | FRONT LOADING GIMBAL RING, WHITE, PAR38  | 662400318774 | 1.6      | 4      | 256  |    |    |    |    | • |
|  | <b>Low Voltage Gimbal Ring - L2716</b>   |  |              |          |        |      |    |    |    |    |   |
|   | L2716MB  | LOW VOLTAGE GIMBAL RING, MATTE BLACK, MR16   | 662400145325 | 0.4      | 48     | 1152 |    |    |    |    | • |
| L2716P  | LOW VOLTAGE GIMBAL RING, WHITE, MR16   | 662400145332   | 0.4          | 48       | 1440   |      |    |    |    | •  |   |



★ Indicates ARRA Eligible Product,    Indicates Off the Shelf Product,    Indicates EISA Compliant Pulse Start Products

Please reference the Cooper Lighting Stock Guide Terms and Conditions page. Pictures are a representation of product categories and may not illustrate the exact skus listed. Product information is subject to change without notice. Consult factory representative for additional information and inventory details. Visit [www.cooperlighting.com](http://www.cooperlighting.com) for more product information.





| CATALOG NUMBER   | DESCRIPTION   | UPC CODE     | WEIGHT | CASE QTY | PALLET |    |    |    |    |    |
|--|---|--------------|--------|----------|--------|----|----|----|----|----|
|  |   |              |        |          | QTY    | NJ | IL | TX | CA | GA |
| <b>Low Voltage Gimbal Ring - L2717</b>   |   |              |        |          |        |    |    |    |    |    |
|  L2717MBX  | LOW VOLTAGE GIMBAL RING, ELECTRONIC TRANSFORMER, MATTE BLACK, MR16                  | 662400145394 | 0.83   | 48       | 1152   |    |    |    | •  | •  |
| L2717PX  | LOW VOLTAGE GIMBAL RING, ELECTRONIC TRANSFORMER, WHITE, MR16                        | 662400145417 | 0.82   | 12       | 960    | •  | •  |    | •  | •  |
| <b>Low Voltage Gimbal Ring - L2736</b>   |   |              |        |          |        |    |    |    |    |    |
|  L2736MB   | LOW VOLTAGE GIMBAL RING, MATTE BLACK, PAR36   | 662400145462 | 0.8    | 12       | 384    |    |    |    |    | •  |
| L2736P   | LOW VOLTAGE GIMBAL RING, WHITE, PAR36   | 662400145479 | 0.8    | 12       | 432    |    |    |    |    | •  |
| <b>Micro Style</b>   |   |              |        |          |        |    |    |    |    |    |
| <b>Low Voltage Micro Style - L1760</b>   |   |              |        |          |        |    |    |    |    |    |
|  L1760MBX  | LOW VOLTAGE MICRO STYLE LAMPHOLDER, MAGNETIC TRANSFORMER, MATTE BLACK, MR16         | 662400144403 | 3.4    | 4        | 896    |    |    |    | •  | •  |
| L1760PX  | LOW VOLTAGE MICRO STYLE LAMPHOLDER, MAGNETIC TRANSFORMER, WHITE, MR16               | 662400144427 | 3.2    | 15       | 900    |    |    |    |    | •  |
| <b>Low Voltage Lampholder - L2701</b>  |   |              |        |          |        |    |    |    |    |    |
|  L2701P    | LOW VOLTAGE LAMPHOLDER, PERFORATED SHADE, WHITE, MR16                               | 662400615552 | 0.6    | 48       | 576    |    |    |    |    | •  |
| <b>Low Voltage Lampholder - L2702</b>  |   |              |        |          |        |    |    |    |    |    |
|  L2702MB   | LOW VOLTAGE LAMPHOLDER, PERFORATED SHADE, ELECTRONIC TRANSFORMER, MATTE BLACK, MR16 | 662400615583 | 0.68   | 6        | 384    |    |    |    |    | •  |
| L2702P   | LOW VOLTAGE LAMPHOLDER, PERFORATED SHADE, ELECTRONIC TRANSFORMER, WHITE, MR16       | 662400615576 | 0.89   | 6        | 576    |    |    |    |    | •  |
| <b>Low Voltage Micro Style - L2770</b>   |   |              |        |          |        |    |    |    |    |    |
|  L2770MBX | LOW VOLTAGE MICRO STYLE, ELECTRONIC TRANSFORMER, MATTE BLACK, MR16                  | 662400145738 | 1.81   | 6        | 192    |    |    |    |    | •  |
| L2770PX  | LOW VOLTAGE MICRO STYLE, ELECTRONIC TRANSFORMER, WHITE, MR16                        | 662400145752 | 1.6    | 6        | 192    |    |    |    |    | •  |
| <b>Studio</b>  |   |              |        |          |        |    |    |    |    |    |
| <b>Studio Lampholder - L1820</b>   |   |              |        |          |        |    |    |    |    |    |
|  L1820MB | STUDIO LAMPHOLDER, MATTE BLACK, PAR20   | 662400663720 | 1      | 6        | 288    |    |    |    | •  | ★  |
| L1820P   | STUDIO LAMPHOLDER, WHITE, PAR20   | 662400663713 | 0.97   | 6        | 720    |    |    |    | •  | ★  |
| <b>Studio Lampholder - L1830</b>   |   |              |        |          |        |    |    |    |    |    |
|  L1830MB | STUDIO LAMPHOLDER, MATTE BLACK, PAR30   | 662400663768 | 1.575  | 6        | 240    |    |    |    | •  | ★  |
| L1830P   | STUDIO LAMPHOLDER, WHITE, PAR30   | 662400663744 | 1.63   | 6        | 240    |    |    |    | •  | ★  |
| <b>Studio Lampholder - L1838</b>   |   |              |        |          |        |    |    |    |    |    |
|  L1838MB | STUDIO LAMPHOLDER, MATTE BLACK, PAR38   | 662400663799 | 2.23   | 6        | 144    |    |    |    | •  | ★  |
| <b>Studio Classic</b>  |   |              |        |          |        |    |    |    |    |    |
| <b>Studio Classic Lampholder - L1807</b>   |   |              |        |          |        |    |    |    |    |    |
|  L1807MB | STUDIO CLASSIC LAMPHOLDER, MATTE BLACK, PAR30,                                      | 662400660439 | 1.4    | 12       | 144    |    |    |    |    | •  |
| L1807PAL   | STUDIO CLASSIC LAMPHOLDER, POLISHED ALUMINUM, PAR30                                 | 662400660446 | 1.8    | 12       | 192    |    |    |    |    | •  |

★ Indicates ARRA Eligible Product,    **Off The Shelf** Indicates Off the Shelf Product,    **E** Indicates EISA Compliant Pulse Start Products

Please reference the Cooper Lighting Stock Guide Terms and Conditions page. Pictures are a representation of product categories and may not illustrate the exact skus listed. Product information is subject to change without notice. Consult factory representative for additional information and inventory details. Visit [www.cooperlighting.com](http://www.cooperlighting.com) for more product information.



| CATALOG NUMBER  | DESCRIPTION  | UPC CODE | WEIGHT | CASE |     | PALLET |    |    |    |    |
|---|--------------|----------|--------|------|-----|--------|----|----|----|----|
|   |              |          |        | QTY  | QTY | NJ     | IL | TX | CA | GA |
|  <b>Studio Classic Lampholder - L1808</b><br>L1808MB      STUDIO CLASSIC LAMPHOLDER, MATTE BLACK, PAR38           | 662400660453 | 3.6      | 6      | 48   |     |        |    |    |    | •  |
|  <b>Studio Classic Lampholder - L1808PAL</b><br>L1808PAL      STUDIO CLASSIC LAMPHOLDER, POLISHED ALUMINUM, PAR38 | 662400660484 | 3.4      | 6      | 72   |     |        |    |    |    | •  |

**Stasis**

|   |              |      |    |     |  |  |  |  |  |     |
|---|--------------|------|----|-----|--|--|--|--|--|-----|
|  <b>Statis Lampholder - L10520</b><br>L10520P      STASIS PAR20 LAMPHOLDER, POWER-TRAC, WHITE   | 623961135705 | 1.2  | 8  | 216 |  |  |  |  |  | •   |
|  <b>Statis Lampholder - L10530</b><br>L10530P      STASIS PAR30 LAMPHOLDER, POWER-TRAC, WHITE   | 623961135736 | 1.4  | 4  | 256 |  |  |  |  |  | •   |
|  <b>Statis Lampholder - L10538</b><br>L10538MB      STASIS PAR38 LAMPHOLDER, POWER-TRAC, MATTE BLACK  | 623961135774 | 1.7  | 4  | 4   |  |  |  |  |  | •   |
|  <b>Statis Lampholder - L20516</b><br>L20516AH      STASIS LAMPHOLDER, ALUMINUM HAZE, MR16   | 623961146602 | 1.2  | 12 | 96  |  |  |  |  |  | •   |
|  <b>Statis Wall Wash - L505WW639 &amp; L505WW670</b><br>L505WW639AH      STASIS METAL HALIDE WALL WASH POWER-TRAC LAMPHOLDER, 39W T6, ALUMINUM HAZE | 623961525339 | 2.45 | 4  | 192 |  |  |  |  |  | • ★ |
| L505WW639P      STASIS METAL HALIDE WALL WASH POWER-TRAC LAMPHOLDER, 39W T6, WHITE  | 623961161490 | 3.7  | 4  | 208 |  |  |  |  |  | • ★ |











**Power - Trac Systems**

**Single Circuit**

|  |   |              |      |    |      |   |   |   |   |   |   |
|--|---|--------------|------|----|------|---|---|---|---|---|---|
|  <b>Single Circuit</b> |   |              |      |    |      |   |   |   |   |   |   |
| L650MB   | SINGLE CIRCUIT TRAC, 2FT, MATTE BLACK           | 662400137597 | 0.85 | 6  | 1920 |   |   |   |   | • | • |
| L650P  | SINGLE CIRCUIT TRAC, 2FT, WHITE                 | 662400137603 | 0.6  | 6  | 1920 |   |   |   |   | • | • |
| L651MB   | SINGLE CIRCUIT TRAC, 4FT, MATTE BLACK           | 662400137672 | 1.9  | 1  | 400  |   |   |   |   | • | • |
| L651P  | SINGLE CIRCUIT TRAC, 4FT, WHITE                 | 662400137689 | 1.9  | 1  | 625  | • | • | • | • | • | • |
| L652MB   | SINGLE CIRCUIT TRAC, 8FT, MATTE BLACK           | 662400137764 | 3.7  | 1  | 700  |   |   |   |   | • | • |
| L652P  | SINGLE CIRCUIT TRAC, 8FT, WHITE                 | 662400137771 | 3.4  | 1  | 432  | • | • | • | • | • | • |
| L653MB   | SINGLE CIRCUIT TRAC, 12FT, MATTE BLACK          | 662400137818 | 6    | 1  | 324  |   |   |   |   | • | • |
| L653P  | SINGLE CIRCUIT TRAC, 12FT, WHITE                | 662400137825 | 5.75 | 1  | 324  | • | • | • | • | • | • |
|  <b>Dead End</b>       |   |              |      |    |      |   |   |   |   |   |   |
| DE60050A - 1 PK  | DEAD END, SINGLE CIRCUIT, WHITE                 | 623961478505 | 0.13 | 1  | 360  |   |   |   |   |   | • |
| DE60051A - 1 PK  | DEAD END, SINGLE CIRCUIT, BLACK                 | 623961478499 | 0.13 | 1  | 360  |   |   |   |   |   | • |
| <b>Live End Connector</b>  |   |              |      |    |      |   |   |   |   |   |   |
| L901MB   | LIVE END CONNECTOR, SINGLE CIRCUIT, MATTE BLACK | 662400140825 | 0.19 | 12 | 2160 |   | • |   |   | • | • |
| L901P  | LIVE END CONNECTOR, SINGLE CIRCUIT, WHITE       | 662400140832 | 0.19 | 12 | 2160 | • | • |   |   | • | • |

★ Indicates ARRA Eligible Product,    Indicates Off the Shelf Product,    Indicates EISA Compliant Pulse Start Products











Please reference the Cooper Lighting Stock Guide Terms and Conditions page. Pictures are a representation of product categories and may not illustrate the exact skus listed. Product information is subject to change without notice. Consult factory representative for additional information and inventory details. Visit [www.cooperlighting.com](http://www.cooperlighting.com) for more product information.

| CATALOG NUMBER   | DESCRIPTION  | UPC CODE     | WEIGHT | CASE QTY | PALLET QTY | NJ  | IL | TX | CA | GA |
|--|--|--------------|--------|----------|------------|-----|----|----|----|----|
|    |  |              |        |          |            |     |    |    |    |    |
| <b>Flex Connector</b>  |  |              |        |          |            |     |    |    |    |    |
| L902MB   | FLEX CONNECTOR, SINGLE CIRCUIT, MATTE BLACK              | 662400140863 | 0.54   | 6        | 1512       |     |    |    |    | •  |
| L902P  | FLEX CONNECTOR, SINGLE CIRCUIT, WHITE                    | 662400140870 | 0.5    | 12       | 4800       |     |    |    |    | •  |
|    |  |              |        |          |            |     |    |    |    |    |
| <b>Straight Connector</b>  |  |              |        |          |            |     |    |    |    |    |
| L903MB   | STRAIGHT CONNECTOR, SINGLE CIRCUIT, MATTE BLACK          | 662400140894 | 0.33   | 12       | 1440       |     |    |    | •  | •  |
| L903P  | STRAIGHT CONNECTOR, SINGLE CIRCUIT, WHITE                | 662400140900 | 0.33   | 12       | 1440       |     |    |    | •  | •  |
|    |  |              |        |          |            |     |    |    |    |    |
| <b>L Connector</b>   |  |              |        |          |            |     |    |    |    |    |
| L904MB   | L CONNECTOR, SINGLE CIRCUIT, MATTE BLACK                 | 662400140924 | 0.32   | 6        | 756        |     |    |    | •  | •  |
| L904P  | L CONNECTOR, SINGLE CIRCUIT, WHITE                       | 662400140931 | 0.32   | 6        | 648        |     |    |    | •  | •  |
|    |  |              |        |          |            |     |    |    |    |    |
| <b>T Connector</b>   |  |              |        |          |            |     |    |    |    |    |
| L905MB   | T CONNECTOR, SINGLE CIRCUIT, MATTE BLACK                 | 662400140948 | 0.6    | 12       | 864        |     |    |    |    | •  |
| L905P  | T CONNECTOR, SINGLE CIRCUIT, WHITE                       | 662400140955 | 0.52   | 12       | 540        |     |    |    |    | •  |
|   |  |              |        |          |            |     |    |    |    |    |
| <b>X Connector</b>   |  |              |        |          |            |     |    |    |    |    |
| L906MB   | X CONNECTOR, SINGLE CIRCUIT, MATTE BLACK                 | 662400140962 | 0.6    | 6        | 960        |     |    |    |    | •  |
| L906P  | X CONNECTOR, SINGLE CIRCUIT, WHITE                       | 662400140979 | 0.6    | 6        | 360        |     |    |    |    | •  |
|  |  |              |        |          |            |     |    |    |    |    |
| <b>Outlet Box</b>  |  |              |        |          |            |     |    |    |    |    |
| L907MB   | OUTLET BOX FOR T-BAR CEILING, MATTE BLACK                | 662400140986 | 0.4    | 1        | 896        |     |    |    |    | •  |
| L907P  | OUTLET BOX FOR T-BAR CEILING, WHITE                      | 662400140993 | 0.4    | 1        | 896        |     |    |    |    | •  |
|  |  |              |        |          |            |     |    |    |    |    |
| <b>Mini Joiner</b>   |  |              |        |          |            |     |    |    |    |    |
| L908MB   | MINI JOINER, SINGLE CIRCUIT, MATTE BLACK                 | 662400141037 | 0.07   | 12       | 1512       |     |    |    | •  | •  |
| L908P  | MINI JOINER, SINGLE CIRCUIT, WHITE                       | 662400141044 | 0.07   | 12       | 1008       |     |    |    | •  | •  |
|  |  |              |        |          |            |     |    |    |    |    |
| <b>Floating Canopy &amp; Connector</b>   |  |              |        |          |            |     |    |    |    |    |
| L909MB   | FLOATING CANOPY & CONNECTOR, SINGLE CIRCUIT, MATTE BLACK | 662400141068 | 0.6    | 12       | 720        |     |    |    | •  | •  |
| L909P  | FLOATING CANOPY & CONNECTOR, SINGLE CIRCUIT, WHITE       | 662400141075 | 0.6    | 12       | 720        |     |    |    | •  | •  |
|  |  |              |        |          |            |     |    |    |    |    |
| <b>Cord &amp; Plug Connector</b>   |  |              |        |          |            |     |    |    |    |    |
| L950MB   | CORD & PLUG CONNECTOR, SINGLE CIRCUIT, MATTE BLACK       | 662400141792 |        | 1        | 12         | 720 |    |    |    | •  |
|  |  |              |        |          |            |     |    |    |    |    |
| <b>Conduit Continuation Kit</b>  |  |              |        |          |            |     |    |    |    |    |
| L979MB   | CONDUIT CONTINUATION KIT, SINGLE CIRCUIT, MATTE BLACK    | 662400142218 | 0.6    | 6        | 1920       |     |    |    |    | •  |
| L979P  | CONDUIT CONTINUATION KIT, SINGLE CIRCUIT, WHITE          | 662400142225 | 0.71   | 6        | 1920       |     |    |    |    | •  |

★ Indicates ARRA Eligible Product,    **Off The Shelf** Indicates Off the Shelf Product,    **E** Indicates EISA Compliant Pulse Start Products







Please reference the Cooper Lighting Stock Guide Terms and Conditions page. Pictures are a representation of product categories and may not illustrate the exact skus listed. Product information is subject to change without notice. Consult factory representative for additional information and inventory details. Visit [www.cooperlighting.com](http://www.cooperlighting.com) for more product information.



| CATALOG NUMBER   | DESCRIPTION   | UPC CODE     | WEIGHT | CASE QTY | PALLET QTY | NJ | IL | TX | CA | GA |
|--|---|--------------|--------|----------|------------|----|----|----|----|----|
| <b>Live End Conduit Adapter</b>  |   |              |        |          |            |    |    |    |    |    |
|  L980MB    | LIVE END CONDUIT ADAPTER, SINGLE CIRCUIT, MATTE BLACK | 662400142249 | 0.31   | 16       | 1296       |    |    |    | •  | •  |
| L980P  | LIVE END CONDUIT ADAPTER, SINGLE CIRCUIT, WHITE       | 662400142256 | 0.4    | 12       | 2304       |    |    |    | •  | •  |
| <b>Two Circuit</b>   |   |              |        |          |            |    |    |    |    |    |
| <b>Two Circuit</b>   |   |              |        |          |            |    |    |    |    |    |
|  L641MB    | TWO CIRCUIT TRAC, 4FT, MATTE BLACK                    | 662401137497 | 1.985  | 1        | 800        |    |    |    |    | •  |
| L641P  | TWO CIRCUIT TRAC, 4FT, WHITE                          | 662401137503 | 1.985  | 1        | 800        |    |    |    | •  | •  |
| L642MB   | TWO CIRCUIT TRAC, 8FT, MATTE BLACK                    | 662400137511 | 3.94   | 1        | 576        |    |    |    | •  | •  |
| L642P  | TWO CIRCUIT TRAC, 8FT, WHITE                          | 662401167241 | 4      | 1        | 576        | •  |    |    | •  | •  |
| L643MB   | TWO CIRCUIT TRAC, 12FT, MATTE BLACK                   | 662400137535 | 6.4    | 1        | 224        |    |    |    | •  | •  |
| L643P  | TWO CIRCUIT TRAC, 12FT, WHITE                         | 662400137542 | 6.4    | 1        | 324        |    |    |    | •  | •  |
| <b>Dead End</b>  |   |              |        |          |            |    |    |    |    |    |
| DE641MB - 1 PK   | DEAD END, TWO CIRCUIT, MATTE BLACK                    | 623961478628 | 0.13   | 1        | 360        |    |    |    |    | •  |
| DE641P - 1 PK  | DEAD END, TWO CIRCUIT, WHITE                          | 623961478635 | 0.13   | 1        | 360        |    |    |    |    | •  |
| <b>Floating Canopy &amp; Connector</b>   |   |              |        |          |            |    |    |    |    |    |
|  L929MB    | FLOATING CANOPY & CONNECTOR, TWO CIRCUIT, MATTE BLACK | 662400163053 | 0.6    | 12       | 1008       |    |    |    |    | •  |
| L929P  | FLOATING CANOPY & CONNECTOR, TWO CIRCUIT, WHITE       | 662400163046 | 0.6    | 12       | 1008       |    |    |    |    | •  |
| <b>Live End</b>  |   |              |        |          |            |    |    |    |    |    |
|  L941MB   | LIVE END CONNECTOR, TWO CIRCUIT, MATTE BLACK          | 662400141587 | 0.2    | 6        | 3456       |    |    |    | •  | •  |
| L941P  | LIVE END CONNECTOR, TWO CIRCUIT, WHITE                | 662400141594 | 0.17   | 6        | 6912       |    |    |    | •  | •  |
| <b>Flex Joiner</b>   |   |              |        |          |            |    |    |    |    |    |
|  L942MB  | FLEX JOINER, TWO CIRCUIT, MATTE BLACK                 | 662400141600 | 0.6    | 6        | 1920       |    |    |    |    | •  |
| L942P  | FLEX JOINER, TWO CIRCUIT, WHITE                       | 662400141617 | 0.6    | 6        | 2592       |    |    |    |    | •  |
| <b>Straight / L Connector</b>  |   |              |        |          |            |    |    |    |    |    |
|  L943MB  | STRAIGHT/L CONNECTOR, TWO CIRCUIT, MATTE BLACK        | 662400141624 | 0.6    | 6        | 288        |    |    |    |    | •  |
| L943P  | STRAIGHT/L CONNECTOR, TWO CIRCUIT, WHITE              | 662400141631 | 0.6    | 6        | 576        |    |    |    |    | •  |
| <b>Left &amp; Right T Connector</b>  |   |              |        |          |            |    |    |    |    |    |
|  L945LMB | LEFT T CONNECTOR, TWO CIRCUIT, MATTE BLACK            | 662400141648 | 0.71   | 6        | 1176       |    |    |    |    | •  |
| L945RMB  | RIGHT T CONNECTOR, TWO CIRCUIT, MATTE BLACK           | 662400141662 | 0.71   | 6        | 1176       |    |    |    |    | •  |
| <b>X Connector</b>   |   |              |        |          |            |    |    |    |    |    |
|  L946P   | X CONNECTOR, TWO CIRCUIT, WHITE                       | 662400141693 | 0.74   | 6        | 1176       |    |    |    |    | •  |
| <b>Conduit Connector</b>   |   |              |        |          |            |    |    |    |    |    |
|  L947MB  | CONDUIT CONNECTOR, TWO CIRCUIT, MATTE BLACK           | 662400141709 | 0.4    | 1        | 378        |    |    |    |    | •  |
| L947P  | CONDUIT CONNECTOR, TWO CIRCUIT, WHITE                 | 662400141716 | 0.29   | 6        | 756        |    |    |    |    | •  |
| <b>Mini Joiner</b>   |   |              |        |          |            |    |    |    |    |    |
|  L949MB  | MINI JOINER, TWO CIRCUIT, MATTE BLACK                 | 662400141761 | 0.2    | 6        | 2268       |    |    |    | •  | •  |
| L949P  | MINI JOINER, TWO CIRCUIT, WHITE                       | 662400141778 | 0.17   | 30       | 6480       |    |    |    | •  | •  |

★ Indicates ARRA Eligible Product,    **Off The Shelf** Indicates Off the Shelf Product,    **E** Indicates EISA Compliant Pulse Start Products

Please reference the Cooper Lighting Stock Guide Terms and Conditions page. Pictures are a representation of product categories and may not illustrate the exact skus listed. Product information is subject to change without notice. Consult factory representative for additional information and inventory details. Visit [www.cooperlighting.com](http://www.cooperlighting.com) for more product information.

| CATALOG NUMBER   | DESCRIPTION  | UPC CODE     | WEIGHT | CASE QTY | PALLET QTY | NJ | IL | TX | CA | GA |
|--|--|--------------|--------|----------|------------|----|----|----|----|----|
|  <b>Conduit Continuation Kit</b><br>L989MB         | CONDUIT CONTINUATION KIT, TWO CIRCUIT, MATTE BLACK | 662400142331 | 0.6    | 6        | 960        |    |    |    |    | •  |
| <b>Recessed</b>  |  |              |        |          |            |    |    |    |    |    |
|  <b>Recessed Power-Trac Housing</b><br>L1652P      | RECESSED POWER-TRAC HOUSING TRAC, 8", WHITE        | 662400143413 | 8.4    | 1        | 130        |    |    |    |    | •  |
|  <b>Straight Connector &amp; Housing</b><br>L1903P | STRAIGHT CONNECTOR & HOUSING, WHITE                | 662400144878 | 1      | 6        | 504        |    |    |    |    | •  |
|  <b>Recessed Housing Hanger</b><br>L935            | RECESSED HOUSING HANGER                            | 662400141495 | 0.2    | 12       | 5400       |    |    |    |    | •  |
|  <b>Lathing Tab</b><br>L939                        | LATHING TAB  | 662400141563 | 0.06   | 50       | 9900       |    |    |    |    | •  |
|  <b>Mini Connector Kit</b><br>L940                | RECESSED POWER-TRAC MINI CONNECTOR KIT             | 662400141570 | 0.1    | 12       | 5880       |    |    |    |    | •  |

**Lampholder and Power - Trac Accessories**

**Stasis Media Holder**

|           |  |              |     |    |      |  |  |  |  |   |
|-----------|--|--------------|-----|----|------|--|--|--|--|---|
| LM10520AH | STASIS MEDIA HOLDER FOR SMALL LED AND PAR20 FIXTURES, ALUMINUM HAZE  | 623961135781 | 0.4 | 6  | 480  |  |  |  |  | • |
| LM10520MB | STASIS MEDIA HOLDER FOR SMALL LED AND PAR20 FIXTURES, MATTE BLACK    | 623961135804 | 0.4 | 4  | 384  |  |  |  |  | • |
| LM10520P  | STASIS MEDIA HOLDER FOR SMALL LED AND PAR20 FIXTURES, WHITE          | 623961135798 | 0.4 | 4  | 384  |  |  |  |  | • |
| LM10530AH | STASIS MEDIA HOLDER FOR MEDIUM LED AND PAR30 FIXTURES, ALUMINUM HAZE | 623961135811 | 0.4 | 4  | 320  |  |  |  |  | • |
| LM10530MB | STASIS MEDIA HOLDER FOR MEDIUM LED AND PAR30 FIXTURES, MATTE BLACK   | 623961135835 | 0.4 | 36 | 648  |  |  |  |  | • |
| LM10530P  | STASIS MEDIA HOLDER FOR MEDIUM LED AND PAR30 FIXTURES, WHITE         | 623961135828 | 0.4 | 4  | 1024 |  |  |  |  | • |

**Lens**

|      |                             |              |      |    |      |  |  |  |  |   |
|------|-----------------------------|--------------|------|----|------|--|--|--|--|---|
| L450 | SOLITE DIFFUSED LENS 3 3/4" | 080083535903 | 0.21 | 20 | 3000 |  |  |  |  | • |
|------|-----------------------------|--------------|------|----|------|--|--|--|--|---|



**Lens - L110N, L111, L113 & L115**

|       |                               |              |       |    |       |  |  |  |   |     |
|-------|-------------------------------|--------------|-------|----|-------|--|--|--|---|-----|
| L110N | DIFFUSE SAND BLASTED LENS, 2" | 662400136774 | 0.1   | 1  | 21000 |  |  |  |   | • ★ |
| L111  | SOFT FOCUS LENS, 2"           | 662400627517 | 0.04  | 42 | 10080 |  |  |  | • | • ★ |
| L113  | PRISMATIC LENS, 2"            | 662400136804 | 0.05  | 50 | 6000  |  |  |  | • | • ★ |
| L115  | LINEAR SPREAD LENS, 2"        | 662400136811 | 0.052 | 50 | 8000  |  |  |  | • | • ★ |

**Lens - L114 & L124**

|      |                               |              |      |   |       |  |  |  |  |     |
|------|-------------------------------|--------------|------|---|-------|--|--|--|--|-----|
| L114 | ULTRAVIOLET DICHROIC LENS, 2" | 662400160991 | 0.09 | 1 | 24000 |  |  |  |  | • ★ |
|------|-------------------------------|--------------|------|---|-------|--|--|--|--|-----|

★ Indicates ARRA Eligible Product, ✓ Indicates Off the Shelf Product, **E** Indicates EISA Compliant Pulse Start Products

Please reference the Cooper Lighting Stock Guide Terms and Conditions page. Pictures are a representation of product categories and may not illustrate the exact skus listed. Product information is subject to change without notice. Consult factory representative for additional information and inventory details. Visit [www.cooperlighting.com](http://www.cooperlighting.com) for more product information.

| CATALOG NUMBER   | DESCRIPTION  | UPC CODE     | WEIGHT | CASE QTY | PALLET QTY | NJ | IL | TX | CA | GA  |
|--|--|--------------|--------|----------|------------|----|----|----|----|-----|
| <b>Low Voltage Canopy Adapter</b>  |  |              |        |          |            |    |    |    |    |     |
|  L1973MB   | LOW VOLTAGE CANOPY ADAPTER, MATTE BLACK                | 662400145042 | 0.4    | 12       | 1152       |    |    |    | •  | •   |
| L1973P   | LOW VOLTAGE CANOPY ADAPTER, WHITE                      | 662400145059 | 0.4    | 12       | 720        |    |    |    |    | •   |
| <b>Filters</b>   |  |              |        |          |            |    |    |    |    |     |
|  L212      | WARM RED COLOR FILTER, 4-11/16                         | 662400136989 | 0.2    | 120      | 1920       |    |    |    |    | • ★ |
| L220   | DAYLIGHT BLUE COLOR FILTER, 4-11/16                    | 662400137009 | 0.2    | 120      | 1920       |    |    |    |    | • ★ |
| <b>Accessory Clips</b>   |  |              |        |          |            |    |    |    |    |     |
|  L230      | ACCESSORY CLIPS, L1730                                 | 662400137023 | 0.2    | 12       | 4752       |    |    |    |    | •   |
| <b>Media Holder</b>  |  |              |        |          |            |    |    |    |    |     |
|  L252MB    | MEDIA HOLDER, PAR30, L1830, MATTE BLACK                | 662400301400 | 0.52   | 6        | 378        |    |    |    |    | • ★ |
| <b>Cube Cell Louver - L274</b>   |  |              |        |          |            |    |    |    |    |     |
|  L274MB    | CUBE CELL LOUVER, 3 3/4"                               | 662400301424 | 0.11   | 6        | 2430       |    |    |    |    | • ★ |
| <b>Cube Cell Louver - L275</b>   |  |              |        |          |            |    |    |    |    |     |
|  L275MB   | CUBE CELL LOUVER, MATTE BLACK                          | 662400137108 | 0.13   | 6        | 3360       |    |    |    | •  | •   |
| <b>Perforated Metal Shade - L281</b>   |  |              |        |          |            |    |    |    |    |     |
|  L281MB  | PERFORATED METAL SHADE, MATTE BLACK, PAR16, PAR20      | 662400210245 | 1.43   | 6        | 864        |    |    |    |    | •   |
| <b>Perforated Metal Shade - L282</b>   |  |              |        |          |            |    |    |    |    |     |
|  L282MB  | PERFORATED METAL SHADE, MATTE BLACK, PAR30,            | 662400190769 | 0.4    | 6        | 864        |    |    |    |    | •   |
| <b>Polymer Light Shield - L283</b>   |  |              |        |          |            |    |    |    |    |     |
|  L283P   | POLYMER LIGHT SHIELD, WHITE, PAR30, PAR16              | 662400183570 | 0.2    | 6        | 1872       |    |    |    | •  | •   |
| <b>Polymer Light Shield - L284</b>   |  |              |        |          |            |    |    |    |    |     |
|  L284MB  | POLYMER LIGHT SHIELD, MATTE BLACK, PAR30               | 662400185031 | 0.4    | 20       | 1440       |    |    |    |    | •   |
| <b>Perforated Metal Shade - L4090</b>  |  |              |        |          |            |    |    |    |    |     |
|  L4090MB | PERFORATED METAL SHADE, MATTE BLACK, PAR16, PAR20, R20 | 662400149378 | 0.5    | 6        | 720        |    |    |    |    | •   |


★ Indicates ARRA Eligible Product, **Off The Shelf** Indicates Off the Shelf Product, **E** Indicates EISA Compliant Pulse Start Products

Please reference the Cooper Lighting Stock Guide Terms and Conditions page. Pictures are a representation of product categories and may not illustrate the exact skus listed. Product information is subject to change without notice. Consult factory representative for additional information and inventory details. Visit [www.cooperlighting.com](http://www.cooperlighting.com) for more product information.

| CATALOG NUMBER                                | DESCRIPTION   | UPC CODE     | WEIGHT | CASE QTY | PALLET QTY | NJ | IL | TX | CA | GA |
|---|---|--------------|--------|----------|------------|----|----|----|----|----|
| <b>48" Steel Stem</b>                         |   |              |        |          |            |    |    |    |    |    |
| L48MB   | 48" STEEL STEM, MATTE BLACK                         | 662400136750 | 1.15   | 6        | 396        |    |    |    | •  | •  |
| L48P  | 48" STEEL STEM, WHITE                               | 662400136767 | 1.07   | 6        | 396        |    |    |    | •  | •  |
| <b>Outlet Box</b>                             |   |              |        |          |            |    |    |    |    |    |
| L900MB  | OUTLET BOX COVER, MATTE BLACK                       | 662400140771 | 0.4    | 12       | 2352       |    |    |    | •  | •  |
| L900P   | OUTLET BOX COVER, WHITE                             | 662400140788 | 0.4    | 12       | 6144       | •  |    |    | •  | •  |
| <b>18" Extension Wand</b>                     |   |              |        |          |            |    |    |    |    |    |
| L918PX  | 18" EXTENSION WAND, WHITE                           | 662400141334 | 0.6    | 6        | 1344       |    |    |    |    | •  |
| <b>48" Extension Wand</b>                     |   |              |        |          |            |    |    |    |    |    |
| L948MBX                                       | 48" EXTENSION WAND, MATTE BLACK                     | 662400141730 | 1      | 6        | 594        |    |    |    |    | •  |
| L948PX  | 48" EXTENSION WAND, WHITE                           | 662400141754 | 1      | 6        | 432        |    |    |    |    | •  |
| <b>Cord &amp; Plug Connector</b>              |   |              |        |          |            |    |    |    |    |    |
| L950P   | CORD & PLUG CONNECTOR, SINGLE CIRCUIT, WHITE        | 662400141808 | 1      | 12       | 432        |    |    |    |    | •  |
| <b>Wireway Cover for Pendant Assembly Kit</b> |   |              |        |          |            |    |    |    |    |    |
| L951MB  | WIREWAY COVER FOR PENDANT ASSEMBLY KIT, MATTE BLACK | 662400141815 | 0.15   | 1        | 1875       |    |    |    | •  | •  |
| L951P   | WIREWAY COVER FOR PENDANT ASSEMBLY KIT, WHITE       | 662400141822 | 0.14   | 1        | 1875       |    |    |    |    | •  |
| <b>Showroom Fixture Adapter</b>               |   |              |        |          |            |    |    |    |    |    |
| L956P   | SHOWROOM FIXTURE ADAPTER, WHITE                     | 662400141884 | 0.6    | 12       | 864        |    |    |    |    | •  |
| <b>Pendant Adapter - L957</b>                 |   |              |        |          |            |    |    |    |    |    |
| L957MB  | PENDANT ADAPTER, MATTE BLACK                        | 662400141907 | 0.2    | 12       | 1200       |    | •  |    | •  | •  |
| L957P   | PENDANT ADAPTER, WHITE                              | 662400141921 | 0.2    | 12       | 4704       |    | •  |    | •  | •  |
| <b>Outlet Adapter</b>                         |   |              |        |          |            |    |    |    |    |    |
| L966P   | OUTLET ADAPTER, WHITE                               | 662400142003 | 0.2    | 6        | 3600       |    |    |    | •  | •  |
| <b>C Clamp Adapter</b>                        |   |              |        |          |            |    |    |    |    |    |
| L972MB  | C CLAMP ADAPTER, MATTE BLACK                        | 662400142102 | 0.8    | 1        | 490        |    |    |    |    | •  |
| <b>Canopy Adapter</b>                         |   |              |        |          |            |    |    |    |    |    |
| L973MBN                                       | CANOPY ADAPTER, MATTE BLACK                         | 662400142126 | 0.29   | 12       | 2592       |    |    |    |    | •  |
| L973PN  | CANOPY ADAPTER, WHITE                               | 662400142133 | 0.4    | 12       | 2592       |    |    |    | •  | •  |

★ Indicates ARRA Eligible Product, ✓ Indicates Off the Shelf Product, **E** Indicates EISA Compliant Pulse Start Products

Please reference the Cooper Lighting Stock Guide Terms and Conditions page. Pictures are a representation of product categories and may not illustrate the exact skus listed. Product information is subject to change without notice. Consult factory representative for additional information and inventory details. Visit [www.cooperlighting.com](http://www.cooperlighting.com) for more product information.

| CATALOG NUMBER   | DESCRIPTION                                      | UPC CODE              | WEIGHT       | CASE |      | PALLET |    |    |    |    |   |
|--|--|-----------------------|--------------|------|------|--------|----|----|----|----|---|
|  |  |                       |              | QTY  | QTY  | NJ     | IL | TX | CA | GA |   |
|  | <b>T-Bar Attachment Clip - L983N &amp; L984N</b> |                       |              |      |      |        |    |    |    |    |   |
|  | L983N  | T-BAR ATTACHMENT CLIP | 662400142300 | 0.02 | 6    | 4752   |    |    |    |    | • |
| L984N  | T-BAR ATTACHMENT CLIP                            | 662400142317          | 0.2          | 6    | 1440 |        |    |    |    |    | • |

**Mini-Bar Attachment Clip - L986**

|      |                            |              |     |   |      |  |  |  |  |  |   |
|------|----------------------------|--------------|-----|---|------|--|--|--|--|--|---|
| L986 | MINI T-BAR ATTACHMENT CLIP | 662400142324 | 0.2 | 6 | 6240 |  |  |  |  |  | • |
|------|----------------------------|--------------|-----|---|------|--|--|--|--|--|---|



**Pendant Kit Assembly - L992**

|        |                                   |              |     |   |     |   |   |  |  |   |   |
|--------|-----------------------------------|--------------|-----|---|-----|---|---|--|--|---|---|
| L992MB | PENDANT KIT ASSEMBLY, MATTE BLACK | 662400142355 | 1.8 | 6 | 252 |   |   |  |  | • | • |
| L992P  | PENDANT KIT ASSEMBLY, WHITE       | 662400142362 | 1.4 | 6 | 432 | • | • |  |  | • | • |



**Pendant Adapter**

|        |   |              |      |   |     |  |  |  |  |  |   |
|--------|---|--------------|------|---|-----|--|--|--|--|--|---|
| L994MB | PENDANT ADAPTER, 45 DEGREE, MATTE BLACK | 662400142393 | 0.72 | 1 | 324 |  |  |  |  |  | • |
| L994P  | PENDANT ADAPTER, 45 DEGREE, WHITE       | 662400142409 | 0.8  | 1 | 324 |  |  |  |  |  | • |

**Power-Trac Transformers**



**Low Voltage Power-Trac Transformer - L2001**

|          |   |              |     |    |      |  |  |  |  |   |   |
|----------|---|--------------|-----|----|------|--|--|--|--|---|---|
| L2001MBX | LOW VOLTAGE POWER-TRAC TRANSFORMER, MATTE BLACK | 662400602996 | 0.4 | 6  | 2520 |  |  |  |  | • | • |
| L2001PX  | LOW VOLTAGE POWER-TRAC TRANSFORMER, WHITE       | 662400602989 | 0.4 | 60 | 3360 |  |  |  |  |   | • |



**Low Voltage Power-Trac Transformer - L2004**

|         |   |              |      |    |      |  |  |  |  |  |   |
|---------|---|--------------|------|----|------|--|--|--|--|--|---|
| L2004MB | LOW VOLTAGE POWER-TRAC TRANSFORMER, MATTE BLACK | 662400618508 | 0.4  | 6  | 1200 |  |  |  |  |  | • |
| L2004P  | LOW VOLTAGE POWER-TRAC TRANSFORMER, WHITE       | 662400618492 | 0.44 | 60 | 1200 |  |  |  |  |  | • |



**Low Voltage Power-Trac Transformer - L2005**

|         |   |              |     |   |     |  |  |  |  |  |   |
|---------|---|--------------|-----|---|-----|--|--|--|--|--|---|
| L2005AH | LOW VOLTAGE POWER-TRAC TRANSFORMER, ALUMINUM HAZE | 623961195099 | 0.8 | 4 | 60  |  |  |  |  |  | • |
| L2005MB | LOW VOLTAGE POWER-TRAC TRANSFORMER, MATTE BLACK   | 623961195334 | 1   | 4 | 400 |  |  |  |  |  | • |
| L2005P  | LOW VOLTAGE POWER-TRAC TRANSFORMER, WHITE         | 623961195310 | 1   | 4 | 600 |  |  |  |  |  | • |

**Current Limiters**











**Circuit Breakers**

|          |                                    |              |      |    |      |  |  |  |  |  |   |   |
|----------|------------------------------------|--------------|------|----|------|--|--|--|--|--|---|---|
| CB120MB  | CIRCUIT BREAKER 1 AMP 120W BLACK   | 080083508761 | 0.4  | 25 | 1200 |  |  |  |  |  | • | ★ |
| CB120P   | CIRCUIT BREAKER 1 AMP 120W WHITE   | 080083508747 | 0.04 | 25 | 1200 |  |  |  |  |  | • | ★ |
| CB300MB  | CIRCUIT BREAKER 2.5 AMP 300W BLACK | 080083508785 | 0.4  | 25 | 1200 |  |  |  |  |  | • | ★ |
| CB300P   | CIRCUIT BREAKER 2.5 AMP 300W WHITE | 080083508778 | 0.04 | 25 | 2250 |  |  |  |  |  | • | ★ |
| CB600MB  | CIRCUIT BREAKER 5 AMP 600W BLACK   | 080083508754 | 0.04 | 25 | 2160 |  |  |  |  |  | • | ★ |
| CB600P   | CIRCUIT BREAKER 5 AMP 600W WHITE   | 080083508792 | 0.4  | 25 | 1200 |  |  |  |  |  | • | ★ |
| CB960MB  | CIRCUIT BREAKER 8 AMP 960W BLACK   | 080083508853 | 0.4  | 25 | 1200 |  |  |  |  |  | • | ★ |
| CB960P   | CIRCUIT BREAKER 8 AMP 960W WHITE   | 080083508846 | 0.4  | 25 | 1200 |  |  |  |  |  | • | ★ |
| CB1200MB | CIRCUIT BREAKER 10 AMP 1200W BLACK | 080083508877 | 0.04 | 25 | 3500 |  |  |  |  |  | • | ★ |
| CB1200P  | CIRCUIT BREAKER 10 AMP 1200W WHITE | 080083508860 | 0.25 | 50 | 1000 |  |  |  |  |  | • | ★ |



**Single Circuit**











|         |   |              |     |    |     |  |  |  |  |  |   |
|---------|---|--------------|-----|----|-----|--|--|--|--|--|---|
| LC901MB | SINGLE CIRCUIT END FEED CONNECTOR AND HOUSING BLACK | 623961052453 | 0.9 | 24 | 768 |  |  |  |  |  | • |
| LC901P  | SINGLE CIRCUIT END FEED CONNECTOR AND HOUSING WHITE | 623961052477 | 0.9 | 24 | 768 |  |  |  |  |  | • |

| CATALOG NUMBER   | DESCRIPTION  | UPC CODE     | WEIGHT | CASE QTY | PALLET QTY | NJ | IL | TX | CA | GA |
|--|--|--------------|--------|----------|------------|----|----|----|----|----|
| <b>Two Circuit</b>   |  |              |        |          |            |    |    |    |    |    |
|  LC941P      | TWO CIRCUIT END FEED CONNECTOR AND HOUSING WHITE                           | 623961052521 | 0.91   | 24       | 768        |    |    |    |    | •  |
| <b>Lazer Lampholders and Systems</b>   |  |              |        |          |            |    |    |    |    |    |
| <b>Roundback</b>   |  |              |        |          |            |    |    |    |    |    |
| <b>Round Back Cylinder</b>   |  |              |        |          |            |    |    |    |    |    |
|  LZR311PL    | LAZER ROUND BACK CYLINDER, WHITE, 120V MR16 INCLUDED                       | 662400689409 | 2      | 6        | 720        |    |    |    |    | •  |
| <b>Low Voltage Roundback Cylinder</b>  |  |              |        |          |            |    |    |    |    |    |
|  LZR405P     | LAZER LOW VOLTAGE ROUND BACK CYLINDER, ELECTRONIC TRANSFORMER, WHITE, MR16 | 662400687566 | 0.78   | 6        | 432        |    |    |    | •  | •  |
| <b>Gimbal Ring</b>   |  |              |        |          |            |    |    |    |    |    |
| <b>Front Loading Gimbal - LZR1320</b>  |  |              |        |          |            |    |    |    |    |    |
|  LZR1320MB   | LAZER FRONT LOADING GIMBAL, MATTE BLACK, PAR20                             | 662400663669 | 0.8    | 12       | 720        |    |    |    | •  | •  |
| LZR1320P   | LAZER FRONT LOADING GIMBAL, WHITE, PAR20                                   | 662400663652 | 0.9    | 16       | 720        |    |    |    |    | •  |
| <b>Front Loading Gimbal - LZR1330</b>  |  |              |        |          |            |    |    |    |    |    |
|  LZR1330MB  | LAZER FRONT LOADING GIMBAL, MATTE BLACK, PAR30                             | 662400663683 | 1.4    | 6        | 360        |    |    | •  |    | •  |
| LZR1330P   | LAZER FRONT LOADING GIMBAL, WHITE, PAR30                                   | 662400663676 | 1.4    | 6        | 360        |    |    | •  |    | •  |
| <b>Front Loading Gimbal - LZR1338</b>  |  |              |        |          |            |    |    |    |    |    |
|  LZR1338MB | LAZER FRONT LOADING GIMBAL, MATTE BLACK, PAR38                             | 662400663706 | 1.4    | 6        | 96         |    |    |    |    | •  |
| LZR1338P   | LAZER FRONT LOADING GIMBAL, WHITE, PAR38                                   | 662400663690 | 1.67   | 6        | 240        |    |    |    |    | •  |
| <b>Gimbal Ring - LZR316</b>  |  |              |        |          |            |    |    |    |    |    |
|  LZR316MBL | LAZER GIMBAL RING, MATTE BLACK, 120V MR16 LAMP INCLUDED                    | 662400689454 | 0.49   | 6        | 720        |    |    |    |    | •  |
| LZR316PL   | LAZER GIMBAL RING, WHITE, 120V MR16 LAMP INCLUDED                          | 662400689447 | 0.49   | 6        | 900        |    |    |    |    | •  |
| <b>Small Gimbal Ring - LZR330</b>  |  |              |        |          |            |    |    |    |    |    |
|  LZR330MB  | LAZER SMALL GIMBAL RING, MATTE BLACK, PAR30                                | 662400613305 | 1.2    | 6        | 480        |    |    |    | •  | •  |
| LZR330P  | LAZER SMALL GIMBAL RING, WHITE, PAR30                                      | 662400613299 | 0.9    | 6        | 480        | •  |    |    | •  | •  |
| <b>Gimbal Ring - LZR338</b>  |  |              |        |          |            |    |    |    |    |    |
|  LZR338MB  | LAZER GIMBAL RING, MATTE BLACK, PAR38                                      | 662400613329 | 1.38   | 6        | 480        |    |    |    |    | •  |
| LZR338P  | LAZER GIMBAL RING, WHITE, PAR38  | 662400613312 | 1.1    | 6        | 480        |    |    |    | •  | •  |
| <b>Low Voltage Gimbal Ring - LZR401</b>  |  |              |        |          |            |    |    |    |    |    |
|  LZR401MB  | LAZER LOW VOLTAGE GIMBAL RING, ELECTRONIC TRANSFORMER, MATTE BLACK, MR16   | 662400614005 | 0.78   | 12       | 960        |    | •  |    | •  | •  |
| LZR401P  | LAZER LOW VOLTAGE GIMBAL RING, ELECTRONIC TRANSFORMER, WHITE, MR16         | 662400613992 | 0.7    | 12       | 960        | •  | •  |    | •  | •  |
| <b>Cylinder</b>  |  |              |        |          |            |    |    |    |    |    |

★ Indicates ARRA Eligible Product, **Off The Shelf** Indicates Off the Shelf Product, **E** Indicates EISA Compliant Pulse Start Products










Please reference the Cooper Lighting Stock Guide Terms and Conditions page. Pictures are a representation of product categories and may not illustrate the exact skus listed. Product information is subject to change without notice. Consult factory representative for additional information and inventory details. Visit [www.cooperlighting.com](http://www.cooperlighting.com) for more product information.



| CATALOG NUMBER  | DESCRIPTION  | UPC CODE     | WEIGHT | CASE QTY | PALLET QTY | NJ | IL | TX | CA | GA |
|---|--|--------------|--------|----------|------------|----|----|----|----|----|
| <b>Small Roundback Cylinder</b>   |  |              |        |          |            |    |    |    |    |    |
|  LZR301MB   | LAZER SMALL ROUND BACK CYLINDER, BLACK BAFFLE, MATTE BLACK, R20, PAR20, A19  | 662400612643 | 0.8    | 12       | 396        |    |    |    |    | •  |
| LZR301P   | LAZER SMALL ROUND BACK CYLINDER, BLACK BAFFLE, WHITE, R20, PAR20, A19        | 662400612636 | 1.03   | 12       | 432        |    |    |    | •  | •  |
| LZR301P/W   | LAZER SMALL ROUND BACK CYLINDER, WHITE BAFFLE, WHITE, R20, PAR20, A19        | 662400612667 | 0.9    | 12       | 432        |    |    |    | •  | •  |
| <b>Roundback Cylinder</b>   |  |              |        |          |            |    |    |    |    |    |
|  LZR302MB   | LAZER ROUND BACK CYLINDER, BLACK BAFFLE, MATTE BLACK, BR30, R30, PAR30, BR25 | 662400612681 | 1.35   | 12       | 288        |    |    |    | •  | •  |
| LZR302P   | LAZER ROUND BACK CYLINDER, BLACK BAFFLE, WHITE, BR30, R30, PAR30, BR25       | 662400612674 | 1.2    | 10       | 360        |    |    |    |    | •  |
| LZR302P/W   | LAZER ROUND BACK CYLINDER, WHITE BAFFLE, WHITE, BR30, R30, PAR30, BR25       | 662400612704 | 1.4    | 12       | 360        |    |    |    |    | •  |
| <b>Large Roundback Cylinder</b>   |  |              |        |          |            |    |    |    |    |    |
|  LZR303MB   | LAZER LARGE ROUND BACK CYLINDER, BLACK BAFFLE, BLACK, PAR38, R40             | 662400612551 | 2      | 6        | 144        |    |    |    |    | •  |
| LZR303P   | LAZER LARGE ROUND BACK CYLINDER, BLACK BAFFLE, WHITE, PAR38, R40             | 662400612544 | 1.7    | 6        | 192        |    |    |    | •  | •  |
| <b>Small Step Cylinder</b>  |  |              |        |          |            |    |    |    |    |    |
|  LZR304MB   | LAZER SMALL STEP CYLINDER, BLACK BAFFLE, MATTE BLACK, R20, PAR20, A19        | 662400612728 | 1      | 12       | 360        |    |    |    |    | •  |
| LZR304P   | LAZER SMALL STEP CYLINDER, BLACK BAFFLE, WHITE, R20, PAR20, A19              | 662400612711 | 0.9    | 12       | 432        |    |    |    | •  | •  |
| <b>Step Cylinder</b>  |  |              |        |          |            |    |    |    |    |    |
|  LZR305MB   | LAZER STEP CYLINDER, BLACK BAFFLE, MATTE BLACK, BR30, R30, PAR30, BR25       | 662400612773 | 1.24   | 12       | 360        |    |    |    | •  | •  |
| LZR305P   | LAZER STEP CYLINDER, BLACK BAFFLE, WHITE, BR30, R30, PAR30, BR25             | 662400612759 | 1.2    | 12       | 288        |    |    |    | •  | •  |
| LZR305P/W   | LAZER STEP CYLINDER, WHITE BAFFLE, WHITE, BR30, R30, PAR30, BR25             | 662400612797 | 1.2    | 12       | 288        |    |    |    |    | •  |
| <b>Large Step Cylinder</b>  |  |              |        |          |            |    |    |    |    |    |
|  LZR306MB | LAZER LARGE STEP CYLINDER, BLACK BAFFLE, MATTE BLACK, R40, PAR38             | 662400612575 | 1.6    | 6        | 192        |    |    |    |    | •  |
| LZR306P   | LAZER LARGE STEP CYLINDER, BLACK BAFFLE, WHITE, R40, PAR38                   | 662400612568 | 1.6    | 6        | 180        |    |    |    | •  | •  |
| <b>Flatback Cylinder - LZR307</b>   |  |              |        |          |            |    |    |    |    |    |
|  LZR307MB | LAZER FLATBACK CYLINDER, BLACK BAFFLE, MATTE BLACK, R20, PAR20, A19          | 662400612810 | 1.14   | 12       | 432        |    |    |    | •  | •  |
| LZR307P   | LAZER FLATBACK CYLINDER, BLACK BAFFLE, WHITE, R20, PAR20, A19                | 662400612803 | 1.14   | 12       | 432        |    |    |    |    | •  |
| <b>Flatback Cylinder - LZR308</b>   |  |              |        |          |            |    |    |    |    |    |
|  LZR308MB | LAZER FLATBACK CYLINDER, BLACK BAFFLE, MATTE BLACK, BR30, R30, PAR30, BR25   | 662400612599 | 1.2    | 12       | 360        |    |    |    |    | •  |
| LZR308P   | LAZER FLATBACK CYLINDER, BLACK BAFFLE, WHITE, BR30, R30, PAR30, BR25         | 662400612582 | 1.2    | 12       | 360        |    |    |    | •  | •  |
| <b>Glass and Perforated Bell &amp; Contemporary Gimbal</b>                                  |  |              |        |          |            |    |    |    |    |    |
| <b>Perforated Bell</b>  |  |              |        |          |            |    |    |    |    |    |
|  LZR402MB | LAZER LOW VOLTAGE PERFORATED BELL, ELECTRONIC TRANSFORMER, MATTE BLACK, MR16 | 662400616559 | 0.8    | 12       | 216        |    |    |    |    | •  |
| LZR402P   | LAZER LOW VOLTAGE PERFORATED BELL, ELECTRONIC TRANSFORMER, WHITE, MR16       | 662400616542 | 0.8    | 12       | 288        |    |    |    |    | •  |
| <b>Glass Bell</b>   |  |              |        |          |            |    |    |    |    |    |
|  LZR403MB | LAZER LOW VOLTAGE GLASS BELL, ELECTRONIC TRANSFORMER, MATTE BLACK, MR16      | 662400616573 | 1.4    | 12       | 432        |    |    |    |    | •  |
| LZR403P   | LAZER LOW VOLTAGE GLASS BELL, ELECTRONIC TRANSFORMER, WHITE, MR16            | 662400616566 | 1.13   | 12       | 432        |    |    |    | •  | •  |










★ Indicates ARRA Eligible Product,    **Off The Shelf**    **E** Indicates EISA Compliant Pulse Start Products

Please reference the Cooper Lighting Stock Guide Terms and Conditions page. Pictures are a representation of product categories and may not illustrate the exact skus listed. Product information is subject to change without notice. Consult factory representative for additional information and inventory details. Visit [www.cooperlighting.com](http://www.cooperlighting.com) for more product information.


| CATALOG NUMBER  | DESCRIPTION  | UPC CODE     | WEIGHT | CASE |      | PALLET |    |    |    |    |
|---|--|--------------|--------|------|------|--------|----|----|----|----|
|   |  |              |        | QTY  | QTY  | NJ     | IL | TX | CA | GA |
| <b>Contemporary Gimbal</b>  |  |              |        |      |      |        |    |    |    |    |
|  LZR404MB   | LAZER LOW VOLTAGE CONTEMPORARY GIMBAL, ELECTRONIC TRANSFORMER, MATTE BLACK, MR16 | 662400616597 | 0.6    | 12   | 720  |        |    |    |    | •  |
| LZR404P   | LAZER LOW VOLTAGE CONTEMPORARY GIMBAL, ELECTRONIC TRANSFORMER, WHITE, MR16       | 662400616580 | 0.8    | 12   | 720  |        |    |    |    | •  |
| <b>Step Cylinder</b>  |  |              |        |      |      |        |    |    |    |    |
| <b>Low Voltage Step Cylinder</b>  |  |              |        |      |      |        |    |    |    |    |
|  LZR406MB   | LAZER LOW VOLTAGE STEP CYLINDER, ELECTRONIC TRANSFORMER, MATTE BLACK, MR16       | 662400687597 | 0.8    | 6    | 432  |        |    |    |    | •  |
| LZR406P   | LAZER LOW VOLTAGE STEP CYLINDER, ELECTRONIC TRANSFORMER, WHITE, MR16             | 662400687580 | 0.91   | 6    | 648  |        |    |    | •  | •  |
| <b>Lazer Track System</b>   |  |              |        |      |      |        |    |    |    |    |
| <b>Single Circuit</b>   |  |              |        |      |      |        |    |    |    |    |
|  LZR102MB   | LAZER SINGLE CIRCUIT TRACK, 2FT, MATTE BLACK                                     | 662400617464 | 1.2    | 12   | 840  |        |    |    |    | •  |
| LZR102P   | LAZER SINGLE CIRCUIT TRACK, 2FT, WHITE   | 662400617396 | 0.7    | 12   | 2352 |        |    |    | •  | •  |
| LZR104MB  | LAZER SINGLE CIRCUIT TRACK, 4FT, MATTE BLACK                                     | 662400617426 | 1.6    | 12   | 960  |        |    | •  |    | •  |
| LZR104P   | LAZER SINGLE CIRCUIT TRACK, 4FT, WHITE   | 662400617419 | 1.5    | 12   | 1632 |        |    | •  | •  | •  |
| LZR106MB  | LAZER SINGLE CIRCUIT TRACK, 6FT, MATTE BLACK                                     | 662400617440 | 2.55   | 12   | 1152 |        |    | •  |    | •  |
| LZR106P   | LAZER SINGLE CIRCUIT TRACK, 6FT, WHITE   | 662400617433 | 2.4    | 12   | 960  |        |    | •  | •  | •  |
| LZR108MB  | LAZER SINGLE CIRCUIT TRACK, 8FT, MATTE BLACK                                     | 662400617402 | 3.2    | 12   | 432  |        |    | •  | •  | •  |
| LZR108P   | LAZER SINGLE CIRCUIT TRACK, 8FT, WHITE   | 662400617457 | 3.4    | 12   | 1080 | •      | •  | •  | •  | •  |
| <b>T-Bar Clip</b>   |  |              |        |      |      |        |    |    |    |    |
|  LZR207    | LAZER T-BAR CLIP   | 662400617129 | 0.1    | 96   | 3456 |        |    |    |    | •  |
| <b>Monopoint Feed</b>   |  |              |        |      |      |        |    |    |    |    |
|  LZR209MB | LAZER MONOPOINT FEED, MATTE BLACK  | 662400617150 | 0.3    | 12   | 1440 |        |    |    | •  | •  |
| LZR209P   | LAZER MONOPOINT FEED, WHITE  | 662400617167 | 0.3    | 48   | 2304 |        |    |    | •  | •  |
| <b>Monopoint Feed Low Voltage</b>   |  |              |        |      |      |        |    |    |    |    |
|  LZR210MB | LAZER MONOPOINT FEED, LOW VOLTAGE, MATTE BLACK                                   | 662400617174 | 0.4    | 12   | 1296 |        |    |    |    | •  |
| LZR210P   | LAZER MONOPOINT FEED, LOW VOLTAGE, WHITE   | 662400617181 | 0.29   | 48   | 1296 |        |    |    |    | •  |
| <b>Live End Feed w / Junction Box Cover</b>   |  |              |        |      |      |        |    |    |    |    |
|  LZR200MB | LAZER LIVE END FEED W/JUNCTION BOX COVER, MATTE BLACK                            | 662400616993 | 0.29   | 6    | 672  |        |    |    |    | •  |
| LZR200P   | LAZER LIVE END FEED W/JUNCTION BOX COVER, WHITE                                  | 662400617006 | 0.3    | 24   | 1152 |        |    |    |    | •  |
| <b>Live End Feed</b>  |  |              |        |      |      |        |    |    |    |    |
|  LZR201MB | LAZER LIVE END FEED, MATTE BLACK   | 662400617013 | 0.16   | 8    | 384  |        |    | •  | •  | •  |
| LZR201P   | LAZER LIVE END FEED, WHITE   | 662400617020 | 0.16   | 96   | 2592 |        |    | •  | •  | •  |
| <b>Floating Canopy &amp; Connector Feed</b>   |  |              |        |      |      |        |    |    |    |    |
|  LZR202MB | LAZER FLOATING CANOPY AND CONNECTOR FEED, MATTE BLACK                            | 662400617037 | 0.4    | 24   | 576  |        |    |    |    | •  |

★ Indicates ARRA Eligible Product,    **Off The Shelf**    **E** Indicates EISA Compliant Pulse Start Products

Please reference the Cooper Lighting Stock Guide Terms and Conditions page. Pictures are a representation of product categories and may not illustrate the exact skus listed. Product information is subject to change without notice. Consult factory representative for additional information and inventory details. Visit [www.cooperlighting.com](http://www.cooperlighting.com) for more product information.

| CATALOG NUMBER  | DESCRIPTION  | UPC CODE     | WEIGHT | CASE QTY | PALLET QTY | NJ | IL | TX | CA | GA |
|---|--|--------------|--------|----------|------------|----|----|----|----|----|
| <b>Adjustable L &amp; Straight Connector</b>  |  |              |        |          |            |    |    |    |    |    |
|  LZR203MB    | LAZER ADJUSTABLE L AND STRAIGHT CONNECTOR, MATTE BLACK | 662400617051 | 0.4    | 4        | 384        |    |    |    |    | •  |
| LZR203P   | LAZER ADJUSTABLE L AND STRAIGHT CONNECTOR, WHITE       | 662400617068 | 0.3    | 48       | 2304       |    |    |    | •  | •  |
| <b>Conduit Adapter Feed</b>   |  |              |        |          |            |    |    |    |    |    |
|  LZR204MB    | LAZER CONDUIT ADAPTER FEED, MATTE BLACK                | 662400617075 | 0.2    | 12       | 432        |    |    |    |    | •  |
| LZR204P   | LAZER CONDUIT ADAPTER FEED, WHITE                      | 662400617082 | 0.2    | 8        | 128        |    |    |    |    | •  |
| <b>Conduit Continuation Feed</b>  |  |              |        |          |            |    |    |    |    |    |
|  LZR205MB    | LAZER CONDUIT CONTINUATION FEED, MATTE BLACK           | 662400617099 | 0.25   | 48       | 2304       |    |    |    |    | •  |
| LZR205P   | LAZER CONDUIT CONTINUATION FEED, WHITE                 | 662400617105 | 0.33   | 6        | 1296       |    |    |    |    | •  |
| <b>T-Bar Canopy</b>   |  |              |        |          |            |    |    |    |    |    |
|  LZR206P     | LAZER T-BAR CANOPY, WHITE                              | 662400617112 | 0.4    | 12       | 576        |    |    |    |    | •  |
| <b>Flexible Connector Feed</b>  |  |              |        |          |            |    |    |    |    |    |
|  LZR211P     | LAZER FLEXIBLE CONNECTOR FEED, WHITE                   | 662400617204 | 0.4    | 96       | 3456       |    |    |    |    | •  |
| <b>Mini Connector</b>   |  |              |        |          |            |    |    |    |    |    |
|  LZR212MB   | LAZER MINI CONNECTOR, MATTE BLACK                      | 662400617211 | 0.2    | 12       | 288        |    |    | •  | •  | •  |
| LZR212P   | LAZER MINI CONNECTOR, WHITE                            | 662400617228 | 0.1    | 96       | 3456       |    |    | •  | •  | •  |
| <b>T Connector Right</b>  |  |              |        |          |            |    |    |    |    |    |
|  LZR213LMB | LAZER T CONNECTOR, LEFT HAND, MATTE BLACK              | 662400685944 | 0.37   | 12       | 2400       |    |    |    |    | •  |
| LZR213LP  | LAZER T CONNECTOR, LEFT HAND, WHITE                    | 662400685951 | 0.4    | 12       | 2400       |    |    |    |    | •  |
| <b>T Connector Left</b>   |  |              |        |          |            |    |    |    |    |    |
|  LZR213RMB | LAZER T CONNECTOR, RIGHT HAND, MATTE BLACK             | 662400685968 | 0.4    | 12       | 2400       |    |    |    |    | •  |
| LZR213RP  | LAZER T CONNECTOR FEED RIGHT, WHITE                    | 662400685975 | 0.37   | 48       | 2304       |    |    |    |    | •  |
| <b>X Connector</b>  |  |              |        |          |            |    |    |    |    |    |
|  LZR214P   | LAZER X CONNECTOR FEED, WHITE                          | 662400685999 | 0.46   | 48       | 2304       |    |    |    |    | •  |

**Current Limiters**

|  |  |              |      |    |     |  |  |  |  |   |
|--|--|--------------|------|----|-----|--|--|--|--|---|
| <b>Single Circuit</b>  |  |              |      |    |     |  |  |  |  |   |
|  LZR201MB | LAZER SINGLE CIRCUIT END FEED CONNECTOR AND HOUSING BLACK    | 623961052354 | 0.87 | 24 | 768 |  |  |  |  | • |
| LZR201P  | LAZER SINGLE CIRCUIT END FEED CONNECTOR AND HOUSING WHITE    | 623961052392 | 0.87 | 24 | 768 |  |  |  |  | • |
| LZR203MB   | LAZER SINGLE CIRCUIT CENTER FEED CONNECTOR AND HOUSING BLACK | 623961052415 | 0.97 | 24 | 768 |  |  |  |  | • |
| LZR203P  | LAZER SINGLE CIRCUIT CENTER FEED CONNECTOR AND HOUSING WHITE | 623961052422 | 0.97 | 24 | 768 |  |  |  |  | • |





**Architectural Flexible Track Lampholders and Systems**

**Stasis**

| CATALOG NUMBER   | DESCRIPTION  | UPC CODE     | WEIGHT | CASE QTY | PALLET QTY | NJ | IL | TX | CA | GA |
|--|--|--------------|--------|----------|------------|----|----|----|----|----|
|  <b>Stasis Lampholder - LF10530</b><br>LF10530AH                       | STASIS LAMPHOLDER, FLEXIBLE TRACK, ALUMINUM HAZE, PAR30                        | 623961139055 | 1.1    | 4        | 192        |    |    |    |    | •  |
|  <b>Stasis Lampholder - LF20516</b><br>LF20516AH                       | STASIS LAMPHOLDER, FLEXIBLE TRACK, ELECTRONIC TRANSFORMER, ALUMINUM HAZE, MR16 | 623961139079 | 1.3    | 8        | 288        |    |    |    |    | •  |
| <b>Span</b>  |  |              |        |          |            |    |    |    |    |    |
|  <b>Closed Back - LF102CB30AH</b><br>LF102CB30AH                       | SPAN LAMPHOLDER, CLOSED BACK, FLEXIBLE TRACK, ALUMINUM HAZE, PAR30             | 623961138959 | 1.8    | 4        | 144        |    |    |    |    | •  |
| <b>Synchro</b>   |  |              |        |          |            |    |    |    |    |    |
|  <b>Synchro Lampholder - LF10620AH</b><br>LF10620AH                    | SYNCHRO LAMPHOLDER, FLEXIBLE TRACK, ALUMINUM HAZE, PAR20                       | 623961139086 | 2.4    | 4        | 144        |    |    |    |    | •  |
| <b>Architectural Flexible Track System</b>   |  |              |        |          |            |    |    |    |    |    |
|  <b>Clamp Installation Tool</b><br>LFC1                               | ARCHITECTURAL FLEXIBLE CLAMP INSTALLATION TOOL                                 | 623961404801 | 0.2    | 12       | 600        |    |    |    |    | •  |
|  <b>Hand Roller Installation Tool</b><br>LFHR1                       | ARCHITECTURAL FLEXIBLE HAND ROLLER INSTALLATION TOOL                           | 623961768699 | 1.92   | 6        | 360        |    |    |    |    | •  |
|  <b>4' &amp; 8'</b><br>LF4AH   | ARCHITECTURAL FLEXIBLE TRACK, 4'   | 623961138270 | 3.2    | 6        | 180        |    |    |    |    | •  |
| LF8AH  | ARCHITECTURAL FLEXIBLE TRACK, 8'   | 623961138287 | 3.31   | 6        | 252        |    |    |    |    | •  |
|  <b>Connectors and Components - LF601AH4</b><br>LF601AH4             | 120V FEED WITH J-BOX CANOPY, FLEXIBLE TRACK, 4"                                | 623961198083 | 1.01   | 12       | 288        |    |    |    |    | •  |
|  <b>Connectors and Components - LF602AH4, LF602AH48</b><br>LF602AH4  | CLAM SHELL FLEXIBLE TRACK SUPPORT STEM WITH CANOPY, ALUMINUM HAZE, 4"          | 623961194955 | 0.25   | 12       | 384        |    |    |    |    | •  |
|  <b>Connectors and Components - LF602AH4, LF602AH49</b><br>LF602AH48 | CLAM SHELL TRACK SUPPORT STEM WITH SMALL CANOPY, ALUMINUM HAZE, 48"            | 623961138317 | 1.01   | 16       | 256        |    |    |    |    | •  |










★ Indicates ARRA Eligible Product,  Indicates Off the Shelf Product,  Indicates EISA Compliant Pulse Start Products

Please reference the Cooper Lighting Stock Guide Terms and Conditions page. Pictures are a representation of product categories and may not illustrate the exact skus listed. Product information is subject to change without notice. Consult factory representative for additional information and inventory details. Visit [www.cooperlighting.com](http://www.cooperlighting.com) for more product information.

| CATALOG NUMBER  | DESCRIPTION   | UPC CODE     | WEIGHT | CASE |      | PALLET |    |    |    |    |
|---|---|--------------|--------|------|------|--------|----|----|----|----|
|   |   |              |        | QTY  | QTY  | NJ     | IL | TX | CA | GA |
| <b>Connectors and Components - LF607AH</b>  |   |              |        |      |      |        |    |    |    |    |
|  LF607AH  | VARIABLE CONNECTOR, FLEXIBLE TRACK, ALUMINUM HAZE     | 623961138447 | 0.85   | 12   | 120  |        |    |    |    | •  |
| <b>Connectors and Components - LF612AH</b>  |   |              |        |      |      |        |    |    |    |    |
|  LF612AH  | FLEXIBLE TRACK DEAD END, ALUMINUM HAZE                | 623961138676 | 0.1    | 10   | 5000 |        |    |    |    | •  |
| <b>Connectors and Components - LF614AH</b>  |   |              |        |      |      |        |    |    |    |    |
|  LF614AH  | CABLE SUSPENSION FOR FLEXIBLE TRACK                   | 623961053658 | 0.1    | 6    | 720  |        |    |    |    | •  |
| <b>Transformers and Converters</b>  |   |              |        |      |      |        |    |    |    |    |
|  LF2005AH | LOW VOLTAGE FLEXIBLE TRACK TRANSFORMER, ALUMINUM HAZE | 623961195075 |        | 1    | 24   | 864    |    |    |    | •  |

★ Indicates ARRA Eligible Product,   ✓ Indicates Off the Shelf Product,   **E** Indicates EISA Compliant Pulse Start Products

Please reference the Cooper Lighting Stock Guide Terms and Conditions page. Pictures are a representation of product categories and may not illustrate the exact skus listed. Product information is subject to change without notice. Consult factory representative for additional information and inventory details. Visit [www.cooperlighting.com](http://www.cooperlighting.com) for more product information.

| CATALOG NUMBER   | DESCRIPTION  | UPC CODE     | WEIGHT | CASE QTY | PALLET QTY | NJ | IL | TX | CA | GA |
|--|--|--------------|--------|----------|------------|----|----|----|----|----|
| <b>Halo Architectural Linear Track and Connectors</b>                              |  |              |        |          |            |    |    |    |    |    |
| <b>120V Connectors - LA670</b>   |  |              |        |          |            |    |    |    |    |    |
|    | <b>LA670MB</b><br>LIVE END CONDUIT CONNECTOR, 2 CIRCUIT ARCHITECTURAL, 120V, BLACK   | 623961396465 | 0.54   | 6        | 960        |    |    |    |    | •  |
| <b>120V Connectors - LA671</b>   |  |              |        |          |            |    |    |    |    |    |
|    | <b>LA671P</b><br>LIVE END CONNECTOR, 2 CIRCUIT ARCHITECTURAL, 120V, WHITE            | 623961676796 | 0.8    | 6        | 432        |    |    |    |    | •  |
|  | <b>LA671SL</b><br>LIVE END CONNECTOR, 2 CIRCUIT ARCHITECTURAL, 120V, SILVER          | 623961414732 | 0.54   | 6        | 432        |    |    |    |    | •  |
| <b>120V Connectors - LA673</b>   |  |              |        |          |            |    |    |    |    |    |
|    | <b>LA673P</b><br>STRAIGHT CONNECTOR, 2 CIRCUIT ARCHITECTURAL, 120V, WHITE            | 623961676727 | 1.2    | 6        | 198        |    |    |    |    | •  |
|  | <b>LA673SL</b><br>STRAIGHT CONNECTOR, 2 CIRCUIT ARCHITECTURAL, 120V, SILVER          | 623961676710 | 0.17   | 6        | 288        |    |    |    |    | •  |
| <b>120V Connectors - LA674</b>   |  |              |        |          |            |    |    |    |    |    |
|    | <b>LA674P</b><br>L CONNECTOR, 2 CIRCUIT ARCHITECTURAL, 120V, WHITE                   | 623961676581 | 0.17   | 6        | 396        |    |    |    |    | •  |
| <b>120V Connectors - LA675</b>   |  |              |        |          |            |    |    |    |    |    |
|    | <b>LA675P</b><br>T CONNECTOR, 2 CIRCUIT ARCHITECTURAL, 120V, WHITE                   | 623961676543 | 1.02   | 6        | 360        |    |    |    |    | •  |
| <b>120V Connectors - LA678</b>   |  |              |        |          |            |    |    |    |    |    |
|   | <b>LA678MB</b><br>MINI JOINER, 2 CIRCUIT ARCHITECTURAL, 120V, BLACK                  | 623961675683 | 0.17   | 6        | 1296       |    |    |    |    | •  |
|  | <b>LA678P</b><br>MINI JOINER, 2 CIRCUIT ARCHITECTURAL, 120V, WHITE                   | 623961675676 | 0.633  | 6        | 1296       |    |    |    |    | •  |
|  | <b>LA678SL</b><br>MINI JOINER, 2 CIRCUIT ARCHITECTURAL, 120V, SILVER                 | 623961414763 | 0.17   | 6        | 1296       |    |    |    |    | •  |
| <b>277V Connectors - LA670</b>   |  |              |        |          |            |    |    |    |    |    |
|  | <b>LA670P277</b><br>LIVE END CONDUIT CONNECTOR, 2 CIRCUIT ARCHITECTURAL, 277V, WHITE | 623961019876 | 0.54   | 6        | 432        |    |    |    |    | •  |
| <b>277V Connectors - LA671</b>   |  |              |        |          |            |    |    |    |    |    |
|  | <b>LA671MB277</b><br>LIVE END CONNECTOR, 2 CIRCUIT ARCHITECTURAL, 277V BLACK         | 623961011610 | 1      | 6        | 720        |    |    |    |    | •  |
|  | <b>LA671P277</b><br>LIVE END CONNECTOR, 2 CIRCUIT ARCHITECTURAL, 277V WHITE          | 623961019890 | 0.54   | 6        | 504        |    |    |    |    | •  |
| <b>277V Connectors</b>   |  |              |        |          |            |    |    |    |    |    |
|  | <b>LA678P277</b><br>MINI JOINER, 2 CIRCUIT ARCHITECTURAL, 277V, WHITE                | 623961019968 | 0.54   | 6        | 1536       |    |    |    |    | •  |




★ Indicates ARRA Eligible Product,  Indicates Off the Shelf Product,  Indicates EISA Compliant Pulse Start Products

Please reference the Cooper Lighting Stock Guide Terms and Conditions page. Pictures are a representation of product categories and may not illustrate the exact skus listed. Product information is subject to change without notice. Consult factory representative for additional information and inventory details. Visit [www.cooperlighting.com](http://www.cooperlighting.com) for more product information.




| CATALOG NUMBER | DESCRIPTION | UPC CODE | WEIGHT | CASE |     | PALLET |    |    |    |    |
|----------------|-------------|----------|--------|------|-----|--------|----|----|----|----|
|                |             |          |        | QTY  | QTY | NJ     | IL | TX | CA | GA |

## Architectural Linear Track and Connectors


|  |                            |   |              |      |   |      |  |  |  |  |  |   |
|--|----------------------------|---|--------------|------|---|------|--|--|--|--|--|---|
|  | <b>Accessories - LA995</b> |   |              |      |   |      |  |  |  |  |  |   |
|  | LA995P                     | PENDANT KIT, ARCHITECTURAL TRACK, WHITE                         | 623960237097 | 1.01 | 6 | 300  |  |  |  |  |  | • |
|  | <b>Accessories - LA996</b> |   |              |      |   |      |  |  |  |  |  |   |
|  | LA996SL                    | WIREWAY COVER, 2 CIRCUIT ARCHITECTURAL, SILVER                  | 623961457357 | 1.01 | 4 | 320  |  |  |  |  |  | • |
|  | <b>Convertors</b>          |   |              |      |   |      |  |  |  |  |  |   |
|  | LA1LMB                     | POWER-TRAC TO ARCHITECTURAL LINEAR TRACK CONVERTOR, MATTE BLACK | 623961195525 | 0.3  | 4 | 1536 |  |  |  |  |  | • |
|  | LA1LP                      | POWER-TRAC TO ARCHITECTURAL LINEAR TRACK CONVERTOR, WHITE       | 623961195518 | 0.3  | 4 | 1440 |  |  |  |  |  | • |

## Linea Lampholders and Systems

### Undercabinet

|  |                                       |   |              |      |     |       |  |  |  |  |  |   |
|--|---------------------------------------|---|--------------|------|-----|-------|--|--|--|--|--|---|
|  | <b>Undercabinet Single Wedge Base</b> |   |              |      |     |       |  |  |  |  |  |   |
|  | LV301MB                               | LINEA UNDERCABINET SINGLE WEDGE BASE LAMPHOLDER, MATTE BLACK, T3.25 | 662400669203 | 0.1  | 192 | 8640  |  |  |  |  |  | • |
|  | LV301P                                | LINEA UNDERCABINET SINGLE WEDGE BASE LAMPHOLDER, WHITE, T3.25       | 662400669210 | 0.06 | 24  | 11520 |  |  |  |  |  | • |

### Linea LV Surface Track and Connect

|  |   |   |              |      |   |      |  |  |  |  |  |     |
|--|---|---|--------------|------|---|------|--|--|--|--|--|-----|
|   | <b>Surface Channel</b>                    |   |              |      |   |      |  |  |  |  |  |     |
|  | LV102MB                                   | LINEA SURFACE CHANNEL, 2FT, MATTE BLACK               | 662400662822 | 0.09 | 6 | 768  |  |  |  |  |  | • ★ |
|  | LV104MB                                   | LINEA SURFACE CHANNEL, 4FT, MATTE BLACK               | 662400662846 | 0.19 | 6 | 1200 |  |  |  |  |  | • ★ |
|  | LV104P                                    | LINEA SURFACE CHANNEL, 4FT, WHITE                     | 662400662853 | 0.19 | 6 | 1200 |  |  |  |  |  | • ★ |
|  | LV108MB                                   | LINEA SURFACE CHANNEL, 8FT, MATTE BLACK               | 662400662884 | 0.4  | 6 | 360  |  |  |  |  |  | • ★ |
|  | LV108P                                    | LINEA SURFACE CHANNEL, 8FT, WHITE                     | 662400662891 | 0.4  | 6 | 600  |  |  |  |  |  | • ★ |
|  | <b>Surface Channel End Feed</b>           |   |              |      |   |      |  |  |  |  |  |     |
|  | LV201MB                                   | LINEA SURFACE CHANNEL END FEED, BLACK                 | 662401194865 | 0.85 | 6 | 2592 |  |  |  |  |  | •   |
|  | LV201P                                    | LINEA SURFACE CHANNEL END FEED, WHITE                 | 662401194858 | 0.1  | 1 | 720  |  |  |  |  |  | •   |
|  | <b>Surface Channel Straight Joiner</b>    |   |              |      |   |      |  |  |  |  |  |     |
|  | LV202MB                                   | LINEA SURFACE CHANNEL STRAIGHT JOINER, MATTE BLACK    | 662401194803 | 0.85 | 6 | 2592 |  |  |  |  |  | •   |
|  | LV202P                                    | LINEA SURFACE CHANNEL STRAIGHT JOINER, MATTE WHITE    | 662401194797 | 0.85 | 6 | 2592 |  |  |  |  |  | •   |
|  | <b>Surface Channel Right Angle Joiner</b> |   |              |      |   |      |  |  |  |  |  |     |
|  | LV203MB                                   | LINEA SURFACE CHANNEL RIGHT ANGLE JOINER, WHITE       | 662401194827 | 0.85 | 6 | 1920 |  |  |  |  |  | •   |
|  | LV203P                                    | LINEA SURFACE CHANNEL RIGHT ANGLE JOINER, MATTE BLACK | 662401194810 | 0.2  | 6 | 2592 |  |  |  |  |  | •   |

| CATALOG NUMBER | DESCRIPTION | UPC CODE | WEIGHT | CASE PALLET |     | NJ | IL | TX | CA | GA |
|----------------|-------------|----------|--------|-------------|-----|----|----|----|----|----|
|                |             |          |        | QTY         | QTY |    |    |    |    |    |

**Surface**

**Chorus**



**Acrylic Refractor**

|         |  |              |     |   |    |  |  |  |  |   |
|---------|--|--------------|-----|---|----|--|--|--|--|---|
| H2600SL | INCANDESCENT 12" CHORUS PENDANT, ACRYLIC REFRACTOR, SILVER | 622696657445 | 9.2 | 1 | 28 |  |  |  |  | • |
|---------|--|--------------|-----|---|----|--|--|--|--|---|

**Etchings**



**Square Etchings Sconce**

|         |   |              |     |   |    |  |  |  |  |   |
|---------|---|--------------|-----|---|----|--|--|--|--|---|
| H2522MC | SQUARE ETCHINGS SCONCE, INCANDESCENT, MATTE CHROME        | 662400215806 | 8.2 | 4 | 36 |  |  |  |  | • |
| H2523MC | SQUARE ETCHINGS SCONCE, COMPACT FLUORESCENT, MATTE CHROME | 662400215813 | 8.2 | 4 | 36 |  |  |  |  | • |



**Rectangle Etchings Sconce**

|         |  |              |     |   |    |  |  |  |  |   |
|---------|--|--------------|-----|---|----|--|--|--|--|---|
| H2525MC | RECTANGLE ETCHINGS SCONCE, COMPACT FLUORESCENT, MATTE CHROME | 662400677727 | 5.9 | 4 | 40 |  |  |  |  | • |
|---------|--|--------------|-----|---|----|--|--|--|--|---|

**Lamps**

**Compact Fluorescent**



**Compact Fluorescent**

|         |  |              |      |    |      |  |  |  |  |   |
|---------|--|--------------|------|----|------|--|--|--|--|---|
| Z128    | 28W DOUBLE TWIN TUBE 2-PIN COMPACT FLUORESCENT           | 662400161257 | 0.2  | 40 | 2400 |  |  |  |  | • |
| Z132P35 | 32W 10MM HEX 4PIN GX24Q-3 AMALGAM TRIPLE (3500 DEGREE K) | 662400604754 | 0.15 | 12 | 2016 |  |  |  |  | • |

**Compact Fluorescent - Z28**

|     |  |              |     |     |      |  |  |  |  |     |
|-----|--|--------------|-----|-----|------|--|--|--|--|-----|
| Z28 | 50W, 120V, GU10, 25 DEGREE ALUMINUM LAMP | 622696050215 | 0.1 | 100 | 2000 |  |  |  |  | • ★ |
|-----|--|--------------|-----|-----|------|--|--|--|--|-----|

**Low Voltage**

**Xenon T3-1/4 Wedge BS**

|     |                                   |              |      |      |      |  |  |  |  |   |
|-----|-----------------------------------|--------------|------|------|------|--|--|--|--|---|
| Z82 | 5W T3 1/4 WEDGE BASE FROSTED 24V  | 662400671381 | 0.01 | 1450 | 5800 |  |  |  |  | • |
| Z83 | 10W T3 1/4 WEDGE BASE FROSTED 24V | 662400671398 | 0.2  | 10   | 4000 |  |  |  |  | • |

| CATALOG NUMBER                | DESCRIPTION   | UPC CODE     | WEIGHT | CASE QTY | PALLET QTY | NJ | IL | TX | CA | GA |
|-------------------------------|---|--------------|--------|----------|------------|----|----|----|----|----|
| <b>LED Luminaire</b>          |   |              |        |          |            |    |    |    |    |    |
| <b>Stasis</b>                 |   |              |        |          |            |    |    |    |    |    |
| <b>Stasis Medium</b>          |   |              |        |          |            |    |    |    |    |    |
| L805MEDFL830MB                | STASIS LED MEDIUM, FLOOD DISTRIBUTION, 3000K, MATTE BLACK                 | 080083531202 | 3.25   | 4        | 72         |    |    |    |    | •  |
| L805MEDFL830P                 | STASIS LED MEDIUM, FLOOD DISTRIBUTION, 3000K, WHITE                       | 080083531196 | 3.25   | 4        | 72         |    |    |    |    | •  |
| L805MEDNF830MB                | STASIS LED MEDIUM, NARROW FLOOD DISTRIBUTION, 3000K, MATTE BLACK          | 080083531189 | 3.25   | 4        | 72         |    |    |    |    | •  |
| L805MEDNF830P                 | STASIS LED MEDIUM, NARROW FLOOD DISTRIBUTION, 3000K, WHITE                | 080083530649 | 3.25   | 4        | 72         |    |    |    |    | •  |
| L805MEDSP830MB                | STASIS LED MEDIUM, SPOT DISTRIBUTION, 3000K, MATTE BLACK                  | 080083531172 | 3.25   | 4        | 72         |    |    |    |    | •  |
| L805MEDSP830P                 | STASIS LED MEDIUM, SPOT DISTRIBUTION, 3000K, WHITE                        | 080083531165 | 3.25   | 4        | 72         |    |    |    |    | •  |
| <b>Stasis Small</b>           |   |              |        |          |            |    |    |    |    |    |
| L805SMLFL830MB                | STASIS LED SMALL, FLOOD DISTRIBUTION, 3000K, MATTE BLACK                  | 080083531097 | 3.25   | 4        | 72         |    |    |    |    | •  |
| L805SMLFL830P                 | STASIS LED SMALL, FLOOD DISTRIBUTION, 3000K, WHITE                        | 080083531073 | 3.25   | 4        | 72         |    |    |    |    | •  |
| L805SMLNF830MB                | STASIS LED SMALL, NARROW FLOOD DISTRIBUTION, 3000K, MATTE BLACK           | 080083531059 | 3.25   | 4        | 72         |    |    |    |    | •  |
| L805SMLNF830P                 | STASIS LED SMALL, NARROW FLOOD DISTRIBUTION, 3000K, WHITE                 | 080083530939 | 3.25   | 4        | 72         |    |    |    |    | •  |
| L805SMLSP830MB                | STASIS LED SMALL, SPOT DISTRIBUTION, 3000K, MATTE BLACK                   | 080083530915 | 3.25   | 4        | 72         |    |    |    |    | •  |
| L805SMLSP830P                 | STASIS LED SMALL, SPOT DISTRIBUTION, 3000K, WHITE                         | 080083530892 | 3.25   | 4        | 72         |    |    |    |    | •  |
| <b>Stasis Large</b>           |   |              |        |          |            |    |    |    |    |    |
| L805LRGFL830MB                | STASIS LED LARGE, FLOOD DISTRIBUTION, 3000K, MATTE BLACK                  | 080083631384 | 6.4    | 1        | 36         |    |    |    |    | •  |
| L805LRGFL830P                 | STASIS LED LARGE, FLOOD DISTRIBUTION, 3000K, WHITE                        | 080083631414 | 1      | 4        | 72         |    |    |    |    | •  |
| L805LRGNF830MB                | STASIS LED LARGE, NARROW FLOOD DISTRIBUTION, 3000K, MATTE BLACK           | 080083631391 | 6.4    | 1        | 36         |    |    |    |    | •  |
| L805LRGNF830P                 | STASIS LED LARGE, NARROW FLOOD DISTRIBUTION, 3000K, WHITE                 | 080083631421 | 6      | 1        | 54         |    |    |    |    | •  |
| L805LRGSP830AH                | STASIS LED LARGE, SPOT DISTRIBUTION, 3000K, ALUMINUM HAZE                 | 080083631377 | 1      | 4        | 72         |    |    |    |    | •  |
| L805LRGSP830MB                | STASIS LED LARGE, SPOT DISTRIBUTION, 3000K, MATTE BLACK                   | 080083631407 | 6.2    | 1        | 36         |    |    |    |    | •  |
| L805LRGSP830P                 | STASIS LED LARGE, SPOT DISTRIBUTION, 3000K, WHITE                         | 080083631438 | 1      | 4        | 72         |    |    |    |    | •  |
| <b>Stasis Large Wall Wash</b> |   |              |        |          |            |    |    |    |    |    |
| L805LRGWW830MBHO              | STASIS LED LARGE, WALL WASH DISTRIBUTION, 3000K, HIGH OUTPUT, MATTE BLACK | 080083631353 | 1      | 4        | 72         |    |    |    |    | •  |
| L805LRGWW830P                 | STASIS LED LARGE, WALL WASH DISTRIBUTION, 3000K, WHITE                    | 080083631346 | 1      | 4        | 72         |    |    |    |    | •  |
| L805LRGWW830PHO               | STASIS LED LARGE, WALL WASH DISTRIBUTION, 3000K, HIGH OUTPUT, WHITE       | 080083631360 | 1      | 4        | 72         |    |    |    |    | •  |



| CATALOG NUMBER   | DESCRIPTION  | UPC CODE     | WEIGHT | CASE QTY | PALLET QTY | NJ  | IL | TX | CA | GA |     |
|--|--|--------------|--------|----------|------------|-----|----|----|----|----|-----|
| <b>6" CFL Commercial Vertical Lamp Reflector</b>             |  |              |        |          |            |     |    |    |    |    |     |
| 60VC   | REFLECTOR, 6" VERTICLE, OPEN REFLECTOR, SPECULAR CLEAR   | 080083605286 |        | 1        | 6          | 108 | •  | •  | •  | •  | ✓   |
| <b>6" CFL Commercial Vertical Lamp Wall Wash Reflector</b>   |  |              |        |          |            |     |    |    |    |    |     |
| 60VWWC   | REFLECTOR, 6" VERTICLE, OPEN WALL WASH SPECULAR CLEAR    | 080083605293 |        | 1        | 6          | 108 |    | •  |    | •  | ✓   |
| <b>6" CFL Commercial Horizontal Lamp Reflector</b>           |  |              |        |          |            |     |    |    |    |    |     |
| 62HC   | REFLECTOR, 6" HORIZONTAL, OPEN REFLECTOR, SPECULAR CLEAR | 080083605262 |        | 1        | 6          | 144 | •  |    | •  | •  | ★ ✓ |
| <b>6" CFL Commercial Horizontal Lamp Wall Wash Reflector</b> |  |              |        |          |            |     |    |    |    |    |     |
| 62HWWC   | REFLECTOR, 6" HORIZONTAL, OPEN WALL WASH SPECULAR CLEAR  | 080083605279 |        | 1        | 6          | 108 |    |    |    | •  | ★ ✓ |

**8" Housings**

|  |          |   |              |      |   |    |  |  |  |   |   |
|--|----------|---|--------------|------|---|----|--|--|--|---|---|
| <b>8" CFL Commercial Horizontal Lamp Housing</b>                                   |          |   |              |      |   |    |  |  |  |   |   |
|    | PD8H142E | HOUSING, 8" (1) 26W DTT, 26/32/42W TTT HORIZONTAL, 120-277V UNV | 080083611782 | 4.75 | 1 | 72 |  |  |  | • | ✓ |
|  | PD8H242E | HOUSING, 8" (2) 26W DTT, 26/32/42W TTT HORIZONTAL, 120-277V UNV | 080083611775 | 4.75 | 1 | 72 |  |  |  | • | ✓ |
| <b>8" Incandescent Commercial Vertical Lamp Housing</b>                            |          |   |              |      |   |    |  |  |  |   |   |
|   | PD8V120  | HOUSING, 8" VERTICAL E26, 120V                                  | 080083611751 | 4.75 | 1 | 72 |  |  |  | • | ✓ |
| <b>8" CFL Commercial Vertical Lamp Housing</b>                                     |          |   |              |      |   |    |  |  |  |   |   |
|  | PD8V142E | HOUSING, 8" (1) 26W DTT, 26/32/42W TTT VERTICAL, 120-277V UNV   | 080083611768 | 4.75 | 1 | 72 |  |  |  | • | ✓ |

**8" Reflectors**

|  |  |              |  |   |   |     |  |  |   |   |     |
|--|--|--------------|--|---|---|-----|--|--|---|---|-----|
| <b>8" CFL Commercial Vertical Lamp Reflector</b>             |  |              |  |   |   |     |  |  |   |   |     |
| 80VC   | REFLECTOR, 8" VERTICAL, OPEN REFLECTOR, SPECULAR CLEAR   | 080083605323 |  | 1 | 6 | 108 |  |  |   | • | ★ ✓ |
| <b>8" CFL Commercial Vertical Lamp Wall Wash Reflector</b>   |  |              |  |   |   |     |  |  |   |   |     |
| 80VWWC   | REFLECTOR, 8" VERTICAL, OPEN WALL WASH SPECULAR CLEAR    | 080083605330 |  | 1 | 6 | 108 |  |  |   | • | ★ ✓ |
| <b>8" CFL Commercial Horizontal Lamp Reflector</b>           |  |              |  |   |   |     |  |  |   |   |     |
| 82HC   | REFLECTOR, 8" HORIZONTAL, OPEN REFLECTOR, SPECULAR CLEAR | 080083605309 |  | 1 | 6 | 108 |  |  | • | • | ★ ✓ |
| <b>8" CFL Commercial Horizontal Lamp Wall Wash Reflector</b> |  |              |  |   |   |     |  |  |   |   |     |
| 82HWWC   | REFLECTOR, 8" HORIZONTAL, OPEN WALL WASH SPECULAR CLEAR  | 080083605316 |  | 1 | 6 | 108 |  |  |   | • | ★ ✓ |


★ Indicates ARRA Eligible Product,    ✓ Indicates Off the Shelf Product,    **E** Indicates EISA Compliant Pulse Start Products


Please reference the Cooper Lighting Stock Guide Terms and Conditions page. Pictures are a representation of product categories and may not illustrate the exact skus listed. Product information is subject to change without notice. Consult factory representative for additional information and inventory details. Visit [www.cooperlighting.com](http://www.cooperlighting.com) for more product information.

| CATALOG NUMBER | DESCRIPTION | UPC CODE | WEIGHT | CASE PALLET |     |    |    |    |    |    |
|----------------|-------------|----------|--------|-------------|-----|----|----|----|----|----|
|                |             |          |        | QTY         | QTY | NJ | IL | TX | CA | GA |


## All-Pro


### 3" MiniCan Housing


| <b>3" Round Housing</b>  |         |   |              |       |   |     |  |  |  |  |   |   |
|--|---------|---|--------------|-------|---|-----|--|--|--|--|---|---|
|  | ETR300  | 3" ROUND HOUSING W/ BLACK BAFFLE TRIM, NON-IC AIR-TITE SHALLOW NEW CONST/REMODEL, 120V, PAR16       | 080083509300 | 1.573 | 6 | 252 |  |  |  |  | • | ✓ |
|  | ETR300W | 3" ROUND HOUSING W/ GLOSS WHITE BAFFLE TRIM, NON-IC AIR-TITE SHALLOW NEW CONST/REMODEL, 120V, PAR16 | 080083509317 | 1.573 | 6 | 120 |  |  |  |  | • | ✓ |
|  | ETR350  | 3" ROUND HOUSING W/ BLACK BAFFLE TRIM, NON-IC AIR-TITE SHALLOW NEW CONST/REMODEL, 120V, GU10        | 080083509348 | 1.573 | 6 | 252 |  |  |  |  | • | ✓ |
|  | ETR350W | 3" ROUND HOUSING W/ GLOSS WHITE BAFFLE TRIM, NON-IC AIR-TITE SHALLOW NEW CONST/REMODEL, 120V, GU10  | 080083509355 | 1.573 | 6 | 120 |  |  |  |  | • | ✓ |

| <b>3" Square Housing</b>   |         |  |              |       |   |     |  |  |  |  |   |   |
|--|---------|--|--------------|-------|---|-----|--|--|--|--|---|---|
|  | ETS300  | 3" SQUARE HOUSING W/ BLACK BAFFLE TRIM, NON-IC AIR-TITE SHALLOW NEW CONST/REMODEL, 120V, PAR16       | 080083509324 | 1.749 | 6 | 252 |  |  |  |  | • | ✓ |
|  | ETS300W | 3" SQUARE HOUSING W/ GLOSS WHITE BAFFLE TRIM, NON-IC AIR-TITE SHALLOW NEW CONST/REMODEL, 120V, PAR16 | 080083509331 | 1.749 | 6 | 252 |  |  |  |  | • | ✓ |
|  | ETS350  | 3" SQUARE HOUSING W/ BLACK BAFFLE TRIM, NON-IC AIR-TITE SHALLOW NEW CONST/REMODEL, 120V, GU10        | 080083509362 | 1.573 | 6 | 252 |  |  |  |  | • | ✓ |
|  | ETS350W | 3" SQUARE HOUSING W/ GLOSS WHITE BAFFLE TRIM, NON-IC AIR-TITE SHALLOW NEW CONST/REMODEL, 120V, GU10  | 080083509379 | 1.573 | 6 | 252 |  |  |  |  | • | ✓ |


### 4" Housing


| <b>IC Air-Tite</b>  |           |  |              |      |   |     |   |  |   |   |   |   |
|---|-----------|--|--------------|------|---|-----|---|--|---|---|---|---|
|  | EI400ATSB | 4" HOUSING NON-IC, AIR-TITE 120V LINE VOLTAGE, ADJUSTABLE SOCKET BRACKET | 080083543762 | 2.59 | 6 | 168 | • |  | • | • | • | ✓ |


| <b>Non-IC - ET400ATSB</b>  |           |  |              |      |   |     |   |  |   |   |   |   |
|--|-----------|--|--------------|------|---|-----|---|--|---|---|---|---|
|  | ET400ATSB | 4" HOUSING NON-IC, AIR-TITE 120V LINE VOLTAGE, ADJUSTABLE SOCKET BRACKET | 080083584093 | 2.59 | 6 | 168 | • |  | • | • | • | ✓ |

| <b>Non-IC Remodel - ET400RATSB</b>   |            |   |              |      |   |     |   |  |   |   |   |   |
|--|------------|---|--------------|------|---|-----|---|--|---|---|---|---|
|  | ET400RATSB | 4" HOUSING NON-IC, AIR-TITE, REMODEL 120V LINE VOLTAGE, ADJUSTABLE SOCKET BRACKET | 080083584116 | 2.59 | 6 | 168 | • |  | • | • | • | ✓ |

### 4" Low Voltage Housing














| <b>IC Air-Tite - EI400LVAT</b>   |           |  |              |      |   |    |   |  |   |   |  |   |
|--|-----------|--|--------------|------|---|----|---|--|---|---|--|---|
|  | EI400LVAT | 4" HOUSING IC AIR-TITE 12V LOW VOLTAGE, MR16 | 622696556915 | 7.77 | 4 | 80 | • |  | • | • |  | ✓ |

| <b>Non-IC - ET400LVAT</b>  |           |  |              |      |   |     |   |  |   |   |  |   |
|--|-----------|--|--------------|------|---|-----|---|--|---|---|--|---|
|  | ET400LVAT | 4" HOUSING NON-IC, AIR-TITE, 12V LOW VOLTAGE, MR16 | 080083584420 | 4.51 | 6 | 168 | • |  | • | • |  | ✓ |

| <b>Non-IC Remodel - ET400LVRAT</b>   |            |  |              |      |   |     |   |  |   |   |  |   |
|--|------------|--|--------------|------|---|-----|---|--|---|---|--|---|
|  | ET400LVRAT | 4" HOUSING NON-IC, AIR-TITE, REMODEL HOUSING 12V LOW VOLTAGE, MR16 | 080083584444 | 4.51 | 6 | 168 | • |  | • | • |  | ✓ |





★ Indicates ARRA Eligible Product, ✓ Indicates Off the Shelf Product, Ⓢ Indicates EISA Compliant Pulse Start Products



| CATALOG NUMBER   | DESCRIPTION | UPC CODE   | WEIGHT       | CASE QTY | PALLET QTY | NJ   | IL | TX | CA | GA |   |   |
|--|-------------|--|--------------|----------|------------|------|----|----|----|----|---|---|
| <b>4" Trim</b>   |             |  |              |          |            |      |    |    |    |    |   |   |
| <b>Baffle - ERT401</b>   |             |  |              |          |            |      |    |    |    |    |   |   |
|    | ERT401      | 4" TRIM HIGH GLOSS APPLIANCE WHITE TRIM RING WITH BLACK BAFFLE                     | 662400212928 | 0.2      | 12         | 840  |    |    | •  | •  | • | ✓ |
|    | ERT401WHT   | 4" TRIM HIGH GLOSS APPLIANCE WHITE TRIM RING WITH WHITE BAFFLE                     | 662400212935 | 0.2      | 12         | 840  | •  | •  | •  | •  | • | ✓ |
| <b>Eyeball</b>   |             |  |              |          |            |      |    |    |    |    |   |   |
|    | ERT402      | 4" TRIM HIGH GLOSS APPLIANCE WHITE TRIM RING WITH WHITE EYEBALL                    | 662400212942 | 0.67     | 12         | 480  |    |    | •  | •  |   | ✓ |
| <b>Reflector</b>   |             |  |              |          |            |      |    |    |    |    |   |   |
|    | ERT403      | 4" TRIM HIGH GLOSS APPLIANCE WHITE TRIM WITH CLEAR SPECULAR REFLECTOR              | 662400212959 | 0.33     | 12         | 768  |    |    | •  | •  |   | ✓ |
| <b>White Metal Cone Baffle</b>   |             |  |              |          |            |      |    |    |    |    |   |   |
|    | ERT410WHT   | 4" TRIM HIGH GLOSS APPLIANCE WHITE TRIM RING WITH WHITE METAL BAFFLE               | 080083542185 | 0.31     | 12         | 768  | •  |    |    | •  | • |   |
| <b>Baffle - ERT413</b>   |             |  |              |          |            |      |    |    |    |    |   |   |
|    | ERT413      | 4" TRIM HIGH GLOSS APPLIANCE WHITE TRIM RING WITH BLACK METAL BAFFLE               | 662400679684 | 0.19     | 12         | 576  |    |    |    |    | • |   |
|   | ERT413WHT   | 4" TRIM HIGH GLOSS APPLIANCE WHITE TRIM RING WITH WHITE METAL BAFFLE               | 662400660361 | 0.4      | 12         | 1152 |    |    | •  | •  |   |   |
| <b>Prismatic Glass Lens</b>  |             |  |              |          |            |      |    |    |    |    |   |   |
|  | ERT455      | 4" TRIM HIGH GLOSS APPLIANCE WHITE TRIM RING WITH FLAT PRISMATIC GLASS LENS        | 080083515981 | 0.6      | 6          | 1026 | •  |    |    |    | • | ✓ |
| <b>4" Low Voltage Trim</b>   |             |  |              |          |            |      |    |    |    |    |   |   |
| <b>Baffle</b>  |             |  |              |          |            |      |    |    |    |    |   |   |
|  | ERT401LV    | 4" TRIM HIGH GLOSS APPLIANCE WHITE TRIM WITH BLACK BAFFLE, LOW VOLTAGE             | 662400213574 | 0.59     | 12         | 864  |    |    |    | •  |   | ✓ |
|  | ERT401LVW   | 4" TRIM HIGH GLOSS APPLIANCE WHITE TRIM WITH WHITE BAFFLE, LOW VOLTAGE             | 662400213581 | 1        | 12         | 576  | •  |    |    | •  | • | ✓ |
| <b>Eyeball</b>   |             |  |              |          |            |      |    |    |    |    |   |   |
|  | ERT402LV    | 4" TRIM HIGH GLOSS APPLIANCE WHITE TRIM WITH WHITE EYEBALL, LOW VOLTAGE            | 662400213598 | 0.7      | 12         | 480  |    |    |    | •  |   | ✓ |
| <b>Reflector</b>   |             |  |              |          |            |      |    |    |    |    |   |   |
|  | ERT403LV    | 4" TRIM HIGH GLOSS APPLIANCE WHITE TRIM WITH CLEAR SPECULAR REFLECTOR, LOW VOLTAGE | 662400213604 | 0.49     | 12         | 576  |    |    |    | •  |   | ✓ |
| <b>Slot Aperture</b>   |             |  |              |          |            |      |    |    |    |    |   |   |
|  | ERT404LV    | 4" TRIM HIGH GLOSS APPLIANCE WHITE TRIM SLOT APERTURE, LOW VOLTAGE                 | 662400215479 | 0.64     | 12         | 480  |    |    | •  |    |   | ✓ |









★ Indicates ARRA Eligible Product,    ✓ Indicates Off the Shelf Product,    **E** Indicates EISA Compliant Pulse Start Products

Please reference the Cooper Lighting Stock Guide Terms and Conditions page. Pictures are a representation of product categories and may not illustrate the exact skus listed. Product information is subject to change without notice. Consult factory representative for additional information and inventory details. Visit [www.cooperlighting.com](http://www.cooperlighting.com) for more product information.



| CATALOG NUMBER   | DESCRIPTION                            | UPC CODE   | WEIGHT       | CASE |     | PALLET |    |    |    |    |  |   |   |
|--|--|--|--------------|------|-----|--------|----|----|----|----|--|---|---|
|  |  |  |              | QTY  | QTY | NJ     | IL | TX | CA | GA |  |   |   |
| <b>5" Housing</b>  |  |  |              |      |     |        |    |    |    |    |  |   |   |
|  | <b>IC Air-Tite</b><br>EI500AT          | 5" HOUSING IC AIR-TITE 120V LINE VOLTAGE         | 623960274733 | 3.3  | 6   | 120    | •  |    |    |    |  | • | ✓ |
|  | <b>IC Air-Tite Remodel</b><br>EI500RAT | 5" HOUSING IC AIR-TITE REMODEL 120V LINE VOLTAGE | 622696731268 | 1.45 | 6   | 144    | •  |    |    |    |  | • | ✓ |
|  | <b>Non-IC</b><br>ET500                 | 5" HOUSING NON-IC 120V LINE VOLTAGE              | 622696731176 | 3.95 | 4   | 288    |    |    |    |    |  | • | ✓ |
|  | <b>Non-IC Remodel</b><br>ET500R        | 5" HOUSING NON-IC REMODEL 120V LINE VOLTAGE      | 622696731244 | 2.53 | 6   | 32     |    |    |    |    |  | • | ✓ |

★ Indicates ARRA Eligible Product,    ✓ Indicates Off the Shelf Product,    **E** Indicates EISA Compliant Pulse Start Products

Please reference the Cooper Lighting Stock Guide Terms and Conditions page. Pictures are a representation of product categories and may not illustrate the exact skus listed. Product information is subject to change without notice. Consult factory representative for additional information and inventory details. Visit [www.cooperlighting.com](http://www.cooperlighting.com) for more product information.









| CATALOG NUMBER   | DESCRIPTION | UPC CODE  | WEIGHT       | CASE QTY | PALLET QTY | NJ  | IL | TX | CA | GA |   |
|--|-------------|---|--------------|----------|------------|-----|----|----|----|----|---|
| <b>5" Trim</b>   |             |   |              |          |            |     |    |    |    |    |   |
| <b>Metal Splay Baffle</b>  |             |   |              |          |            |     |    |    |    |    |   |
|    | ERT501      | 5" TRIM HIGH GLOSS APPLIANCE WHITE TRIM WITH BLACK METAL SPLAY BAFFLE             | 623960342197 | 0.58     | 6          | 360 |    |    |    |    | ✓ |
|  | ERT501WHT   | 5" TRIM HIGH GLOSS APPLIANCE WHITE TRIM WITH WHITE METAL SPLAY BAFFLE             | 623960342180 | 0.58     | 6          | 270 | •  |    |    |    | ✓ |
| <b>Deep Coilex Baffle</b>  |             |   |              |          |            |     |    |    |    |    |   |
|    | ERT512      | 5" TRIM HIGH GLOSS APPLIANCE WHITE TRIM WITH DEEP BLACK COILEX BAFFLE             | 623961562303 | 0.86     | 6          | 144 |    |    |    |    | ✓ |
|  | ERT512WHT   | 5" TRIM HIGH GLOSS APPLIANCE WHITE TRIM WITH DEEP WHITE COILEX BAFFLE             | 623961562310 | 1        | 6          | 144 |    |    |    |    | ✓ |
| <b>Baffle</b>  |             |   |              |          |            |     |    |    |    |    |   |
|    | ERT513      | 5" TRIM HIGH GLOSS APPLIANCE WHITE TRIM WITH BLACK METAL BAFFLE                   | 662400679691 | 0.27     | 48         | 864 |    |    |    |    | ✓ |
|  | ERT513TS    | 5" TRIM METAL BAFFLE GLOSS WHITE TRIM WITH BLACK METAL BAFFLE AND TORSION SPRINGS | 623960380618 | 0.3      | 36         | 864 |    |    |    |    | ✓ |
|  | ERT513WHT   | 5" TRIM METAL BAFFLE GLOSS WHITE TRIM WITH WHITE METAL BAFFLE                     | 662400679707 | 0.27     | 48         | 864 | •  |    |    |    | ✓ |
|  | ERT513WHTTS | 5" TRIM METAL BAFFLE GLOSS WHITE TRIM WITH WHITE METAL BAFFLE AND TORSION SPRINGS | 623960380595 | 0.4      | 36         | 648 |    |    |    |    | ✓ |
| <b>Reflector Cone</b>  |             |   |              |          |            |     |    |    |    |    |   |
|    | ERT520      | 5" TRIM HIGH GLOSS APPLIANCE WHITE TRIM WITH CLEAR SPECULAR REFLECTOR CONE        | 622697152963 | 0.73     | 6          | 288 |    |    |    |    | ✓ |
|  | ERT520WHT   | 5" TRIM HIGH GLOSS APPLIANCE WHITE TRIM WITH WHITE REFLECTOR CONE                 | 623961562242 | 5        | 6          | 120 |    |    |    |    | ✓ |
|  | ERT521      | 5" TRIM HIGH GLOSS APPLIANCE WHITE TRIM WITH CLEAR SPECULAR FULL REFLECTOR        | 623961562266 | 0.6      | 6          | 336 |    |    |    |    | ✓ |
| <b>Wall Wash</b>   |             |   |              |          |            |     |    |    |    |    |   |
|   | ERT530WHT   | 5" TRIM HIGH GLOSS APPLIANCE WHITE TRIM WITH WHITE SCOOP AND WHITE BAFFLE         | 623961562570 | 0.6      | 6          | 288 |    |    |    |    | ✓ |
| <b>Frosted Glass Lens Shower Light</b>   |             |   |              |          |            |     |    |    |    |    |   |
|  | ERT551      | 5" TRIM HIGH GLOSS APPLIANCE WHITE TRIM WITH FROSTED LENS                         | 623961733697 | 1        | 6          | 288 | •  |    |    |    | ✓ |
| <b>Fresnel Glass Lens Shower Lens</b>  |             |   |              |          |            |     |    |    |    |    |   |
|  | ERT552      | 5" TRIM HIGH GLOSS APPLIANCE WHITE TRIM WITH FRESNEL LENS                         | 622697152956 | 1.1      | 4          | 144 |    |    |    |    | ✓ |
| <b>Eyeball - 30 Degree Tilt</b>  |             |   |              |          |            |     |    |    |    |    |   |
|  | ERT570      | 5" TRIM HIGH GLOSS APPLIANCE WHITE TRIM WITH WHITE EYEBALL, PAR 30 LAMP           | 622697152987 | 0.83     | 4          | 384 |    |    |    |    | ✓ |

**5"/6" LED Module**

|  |                |  |              |      |   |     |   |   |   |   |   |
|--|----------------|--|--------------|------|---|-----|---|---|---|---|---|
| <b>LED Module -E26 Medium Screwbase</b>  |                |  |              |      |   |     |   |   |   |   |   |
|  | RL706830E26WBS | 5"/6" ALL-PURPOSE LED RETROFIT MODULE-TRIM, E26 MEDIUM SCREWBASE | 080083584000 | 2.5  | 4 | 240 | • | • | • | • | ✓ |
| <b>LED Module - T24 LED Connector</b>  |                |  |              |      |   |     |   |   |   |   |   |
|  | RL706830WBS    | 5"/6" ALL-PURPOSE LED RETROFIT MODULE-TRIM, T24 LED CONNECTOR    | 080083584024 | 2.55 | 4 | 240 | • | • | • | • | ✓ |











★ Indicates ARRA Eligible Product,    ✓ Indicates Off the Shelf Product,    **E** Indicates EISA Compliant Pulse Start Products

Please reference the Cooper Lighting Stock Guide Terms and Conditions page. Pictures are a representation of product categories and may not illustrate the exact skus listed. Product information is subject to change without notice. Consult factory representative for additional information and inventory details. Visit [www.cooperlighting.com](http://www.cooperlighting.com) for more product information.

| CATALOG NUMBER   | DESCRIPTION | UPC CODE   | WEIGHT       | CASE QTY | PALLET QTY | NJ   | IL | TX | CA | GA |   |   |
|--|-------------|--|--------------|----------|------------|------|----|----|----|----|---|---|
| <b>5"/6" LED</b>   |             |  |              |          |            |      |    |    |    |    |   |   |
| <b>LED Accessory</b>   |             |  |              |          |            |      |    |    |    |    |   |   |
|    | HE26LED     | E26 MEDIUM SCREWBASE TO T24 LED ADAPTER, SINGLE PACK       | 080083577019 | 0.03     | 8          | 1200 |    |    | •  |    | ✓ |   |
|  | HE26LED24PK | E26 MEDIUM SCREWBASE TO T24 LED ADAPTER, BULK PACK 24PCS.  | 080083582440 | 2.5      | 24         | 1728 |    |    | •  |    | ✓ |   |
| <b>6" Housing</b>  |             |  |              |          |            |      |    |    |    |    |   |   |
| <b>IC</b>  |             |  |              |          |            |      |    |    |    |    |   |   |
|    | EI700       | 6" HOUSING IC 120V LINE VOLTAGE                            | 662400316664 | 2.7      | 6          | 120  |    |    |    | •  | ✓ |   |
| <b>IC Air-Tite</b>   |             |  |              |          |            |      |    |    |    |    |   |   |
|    | EI700AT     | 6" HOUSING IC AIR-TITE 120V LINE VOLTAGE                   | 662400604709 | 3.36     | 6          | 120  | •  | •  | •  | •  | • | ✓ |
| <b>IC and IC Air-Tite No Socket Bracket</b>  |             |  |              |          |            |      |    |    |    |    |   |   |
|    | EI700ATNB   | 6" HOUSING IC AIR-TITE NO SOCKET BRACKET 120V LINE VOLTAGE | 622696854462 | 2.8      | 6          | 120  |    |    | •  | •  | • | ✓ |
|  | EI700NB     | 6" HOUSING IC NO SOCKET BRACKET 120V LINE VOLTAGE          | 662400502654 | 2.55     | 6          | 120  |    |    |    | •  | ✓ |   |
| <b>IC and IC Air-Tite Remodel</b>  |             |  |              |          |            |      |    |    |    |    |   |   |
|   | EI700R      | 6" HOUSING IC REMODEL 120V LINE VOLTAGE                    | 622696731138 | 1.9      | 6          | 24   |    |    |    | •  | ✓ |   |
|  | EI700RAT    | 6" HOUSING IC AIR-TITE REMODEL 120V LINE VOLTAGE           | 622696731169 | 2.04     | 6          | 120  |    |    |    | •  | ✓ |   |
| <b>IC and IC Air-Tite Universal</b>  |             |  |              |          |            |      |    |    |    |    |   |   |
|  | EI700U      | 6" HOUSING UNIVERSAL IC 120V LINE VOLTAGE                  | 622696730964 | 2.77     | 4          | 64   |    |    |    | •  | ✓ |   |
|  | EI700UAT    | 6" HOUSING UNIVERSAL IC AIR-TITE 120V LINE VOLTAGE         | 622696847167 | 4.58     | 4          | 64   | •  |    |    |    | ✓ |   |
| <b>Non-IC</b>  |             |  |              |          |            |      |    |    |    |    |   |   |
|  | ET700       | 6" HOUSING NON-IC 120V LINE VOLTAGE                        | 662400212744 | 3.68     | 6          | 120  | •  |    |    |    | ✓ |   |
| <b>Non-IC Remodel</b>  |             |  |              |          |            |      |    |    |    |    |   |   |
|  | ET700R      | 6" HOUSING NON-IC REMODEL 120V LINE VOLTAGE                | 622696731121 | 2.3      | 6          | 120  | •  |    |    |    | ✓ |   |











★ Indicates ARRA Eligible Product, ✓ Indicates Off the Shelf Product, **E** Indicates EISA Compliant Pulse Start Products

Please reference the Cooper Lighting Stock Guide Terms and Conditions page. Pictures are a representation of product categories and may not illustrate the exact skus listed. Product information is subject to change without notice. Consult factory representative for additional information and inventory details. Visit [www.cooperlighting.com](http://www.cooperlighting.com) for more product information.

| CATALOG NUMBER   | DESCRIPTION | UPC CODE  | WEIGHT       | CASE QTY | PALLET QTY | NJ  | IL | TX | CA | GA |   |   |
|--|-------------|---|--------------|----------|------------|-----|----|----|----|----|---|---|
| <b>6" Shallow Housing</b>  |             |   |              |          |            |     |    |    |    |    |   |   |
| <i>IC and IC Air-Tite</i>  |             |   |              |          |            |     |    |    |    |    |   |   |
|    | EI2700      | 6" HOUSING SHALLOW IC 120V LINE VOLTAGE   | 622696731077 | 2.75     | 6          | 120 |    |    |    | •  | ✓ |   |
|  | EI2700AT    | 6" HOUSING SHALLOW IC AIR-TITE 120V LINE VOLTAGE  | 622696731084 | 2.75     | 6          | 120 |    |    |    | •  | ✓ |   |
| <i>IC Remodel</i>  |             |   |              |          |            |     |    |    |    |    |   |   |
|    | EI2700R     | 6" HOUSING SHALLOW IC REMODEL 120V LINE VOLTAGE   | 622696731107 | 1.8      | 6          | 168 |    |    |    | •  | ✓ |   |
| <i>Non-IC</i>  |             |   |              |          |            |     |    |    |    |    |   |   |
|    | ET2700      | 6" HOUSING SHALLOW NON-IC 120V LINE VOLTAGE   | 622696731053 | 3.33     | 6          | 120 |    |    |    | •  | ✓ |   |
| <b>6" CFL Energy Star / Title 24 Housing</b>                                       |             |   |              |          |            |     |    |    |    |    |   |   |
| <i>IC Air-Tite</i>   |             |   |              |          |            |     |    |    |    |    |   |   |
|    | EI2072AT    | 6" HOUSING 26W ENERGY STAR TITLE 24 IC AIR-TITE COMPACT FLUORESCENT, ELECTRONIC BALLAST, 120V         | 623961966798 | 2.95     | 4          | 80  |    |    |    | •  | • | ✓ |
| <i>IC Remodel</i>  |             |   |              |          |            |     |    |    |    |    |   |   |
|   | EI2072RAT   | 6" HOUSING 26W ENERGY STAR TITLE 24 IC AIR-TITE COMPACT FLUORESCENT, REMODEL ELECTRONIC BALLAST, 120V | 623961967849 | 2.95     | 6          | 120 |    |    |    | •  | • | ✓ |
| <b>6" Slope Ceiling Housing</b>  |             |   |              |          |            |     |    |    |    |    |   |   |
| <i>IC and IC Air-Tite</i>  |             |   |              |          |            |     |    |    |    |    |   |   |
|  | EI4700AT    | 6" HOUSING IC AIR-TITE SLOPE CEILING 120V LINE VOLTAGE  | 623961562624 | 4.63     | 4          | 48  |    |    |    | •  | ✓ |   |
| <i>Non-IC</i>  |             |   |              |          |            |     |    |    |    |    |   |   |
|  | ET4700      | 6" HOUSING NON-IC SLOPE CEILING HOUSING 120 LINE VOLTAGE  | 623961562600 | 4.63     | 4          | 48  |    |    |    | •  | ✓ |   |
| <b>6" Trim</b>   |             |   |              |          |            |     |    |    |    |    |   |   |
| <i>Albalite Lens Shower Light</i>  |             |   |              |          |            |     |    |    |    |    |   |   |
|  | ERT701      | 6" TRIM HIGH GLOSS APPLIANCE WHITE TRIM WITH ALBALITE LENS  | 662400212751 | 1        | 12         | 720 | •  | •  | •  | •  | • | ✓ |
| <i>Drop Opal Plastic Lens Shower</i>   |             |   |              |          |            |     |    |    |    |    |   |   |
|  | ERT702      | 6" TRIM HIGH GLOSS APPLIANCE WHITE TRIM WITH DROP OPAL LENS   | 662400212768 | 0.54     | 12         | 480 |    |    |    | •  | • | ✓ |
| <i>Fresnel Lens Shower Light</i>   |             |   |              |          |            |     |    |    |    |    |   |   |
|  | ERT703      | 6" TRIM HIGH GLOSS APPLIANCE WHITE TRIM WITH FRESNEL LENS   | 662400212775 | 0.75     | 12         | 600 |    |    |    | •  | • | ✓ |

★ Indicates ARRA Eligible Product, ✓ Indicates Off the Shelf Product, E Indicates EISA Compliant Pulse Start Products








Please reference the Cooper Lighting Stock Guide Terms and Conditions page. Pictures are a representation of product categories and may not illustrate the exact skus listed. Product information is subject to change without notice. Consult factory representative for additional information and inventory details. Visit [www.cooperlighting.com](http://www.cooperlighting.com) for more product information.

| CATALOG NUMBER  | DESCRIPTION   | UPC CODE     | WEIGHT | CASE QTY | PALLET QTY | NJ | IL | TX | CA | GA |   |
|---|---|--------------|--------|----------|------------|----|----|----|----|----|---|
|  <b>Eyeball</b><br>ERT704                                 | 6" TRIM HIGH GLOSS APPLIANCE WHITE TRIM WITH WHITE EYEBALL  | 662400212782 | 1      | 6        | 300        | •  | •  | •  | •  | •  | ✓ |
|  <b>Open Trim</b><br>ERT705                               | 6" TRIM HIGH GLOSS APPLIANCE WHITE OPEN TRIM, WITH SOCKET SUPPORT                                   | 662400316718 | 0.6    | 6        | 240        | •  | •  | •  | •  |    | ✓ |
| ERT706  | 6" TRIM HIGH GLOSS APPLIANCE WHITE OPEN TRIM  | 662400316732 | 0.4    | 24       | 1440       |    |    |    |    | •  | ✓ |
|  <b>Metal Baffle</b><br>ERT707                            | 6" TRIM HIGH GLOSS APPLIANCE WHITE TRIM WITH BLACK METAL BAFFLE, NARROW AND WIDE TRIM RING INCLUDED | 662400316749 | 0.5    | 18       | 1008       |    | •  | •  | •  |    | ✓ |
| ERT707WHT   | 6" TRIM HIGH GLOSS APPLIANCE WHITE TRIM WITH WHITE METAL BAFFLE, NARROW AND WIDE TRIM RING INCLUDED | 662400212874 | 0.5    | 18       | 864        | •  | •  | •  | •  | •  | ✓ |
|  <b>Plastic Baffle</b><br>ERT707WHTSP                     | 6" TRIM HIGH GLOSS APPLIANCE WHITE TRIM WITH WHITE PLASTIC BAFFLE AND NARROW TRIM RING              | 662401001514 | 0.47   | 18       | 900        |    |    |    |    | •  |   |
|  <b>Large Aperture Open</b><br>ERT708                     | 6" TRIM HIGH GLOSS APPLIANCE WHITE LARGE APERTURE OPEN TRIM   | 662400316763 | 0.37   | 24       | 1200       |    | •  |    |    |    | ✓ |
|  <b>Large Aperture Open Metal Baffle</b><br>ERT709       | 6" TRIM HIGH GLOSS APPLIANCE WHITE TRIM WITH BLACK METAL BAFFLE, NARROW AND WIDE TRIM RING INCLUDED | 662400212836 | 0.42   | 18       | 864        |    | •  |    | •  |    | ✓ |
| ERT709WHT   | 6" TRIM HIGH GLOSS APPLIANCE WHITE TRIM WITH WHITE METAL BAFFLE, NARROW AND WIDE TRIM RING INCLUDED | 662400212881 | 0.42   | 18       | 864        | •  |    | •  |    | •  | ✓ |
|  <b>Specular Reflector</b><br>ERT710                    | 6" TRIM HIGH GLOSS APPLIANCE WHITE TRIM WITH CLEAR SPECULAR REFLECTOR                               | 662400316794 | 0.8    | 6        | 360        |    | •  | •  | •  |    | ✓ |
|  <b>White Reflector</b><br>ERT712                       | 6" TRIM HIGH GLOSS APPLIANCE WHITE TRIM WITH FULL WHITE REFLECTOR                                   | 662400615378 | 0.6    | 48       | 2160       |    | •  | •  | •  |    | ✓ |
|  <b>White Reflector and Torsion Springs</b><br>ERT712TS | 6" TRIM HIGH GLOSS APPLIANCE WHITE TRIM WITH FULL WHITE REFLECTOR AND TORSION SPRINGS               | 662400687450 | 0.4    | 36       | 432        |    |    | •  | •  |    | ✓ |
|  <b>White Trim, Black Metal Baffle</b><br>ERT713        | 6" TRIM HIGH GLOSS APPLIANCE WHITE TRIM WITH FULL BLACK BAFFLE                                      | 662400649564 | 0.4    | 48       | 1152       |    | •  | •  | •  |    | ✓ |
| ERT713L   | 6" TRIM HIGH GLOSS APPLIANCE WHITE TRIM WITH FULL BLACK BAFFLE (LONGER VERSION)                     | 662400677437 | 0.32   | 48       | 1152       |    | •  |    | •  |    |   |
| ERT713LTS   | 6" TRIM HIGH GLOSS APPLIANCE WHITE TRIM WITH FULL BLACK BAFFLE AND TORSION SPRINGS (LONGER VERSION) | 662400687481 | 0.417  | 36       | 648        |    |    |    |    | •  | ✓ |
| ERT713TS  | 6" TRIM HIGH GLOSS APPLIANCE WHITE TRIM WITH FULL BLACK BAFFLE AND TORSION SPRINGS                  | 662400687467 | 0.1    | 36       | 648        |    |    | •  | •  |    | ✓ |

★ Indicates ARRA Eligible Product, ✓ Indicates Off the Shelf Product, **E** Indicates EISA Compliant Pulse Start Products






Please reference the Cooper Lighting Stock Guide Terms and Conditions page. Pictures are a representation of product categories and may not illustrate the exact skus listed. Product information is subject to change without notice. Consult factory representative for additional information and inventory details. Visit [www.cooperlighting.com](http://www.cooperlighting.com) for more product information.



| CATALOG NUMBER  | DESCRIPTION  | UPC CODE     | WEIGHT | CASE QTY | PALLET QTY | NJ | IL | TX | CA | GA |   |
|---|--|--------------|--------|----------|------------|----|----|----|----|----|---|
| <b>White Trim, White Metal Baffle</b>   |  |              |        |          |            |    |    |    |    |    |   |
|  ERT713WHT  | 6" TRIM HIGH GLOSS APPLIANCE WHITE TRIM WITH FULL WHITE BAFFLE                                     | 662400643104 | 0.4    | 48       | 1152       | •  |    | •  | •  | •  | ✓ |
| ERT713WHTTS   | 6" TRIM HIGH GLOSS APPLIANCE WHITE TRIM WITH FULL WHITE BAFFLE AND TORSION SPRINGS                 | 662400687474 | 0.4    | 36       | 432        | •  | •  |    | •  | •  | ✓ |
| <b>Plastic Baffle - ERT714</b>  |  |              |        |          |            |    |    |    |    |    |   |
|  ERT714     | 6" TRIM HIGH GLOSS APPLIANCE WHITE TRIM WITH BLACK PLASTIC BAFFLE                                  | 662400646884 | 0.2    | 36       | 1080       |    |    |    |    | •  | ✓ |
| ERT714WHT   | 6" TRIM HIGH GLOSS APPLIANCE WHITE TRIM WITH WHITE PLASTIC BAFFLE                                  | 662400646891 | 0.2    | 36       | 1728       |    |    |    |    | •  | ✓ |
| ERT714WHTSP   | 6" TRIM HIGH GLOSS APPLIANCE WHITE TRIM WITH WHITE PLASTIC BAFFLE AND NARROW TRIM RING             | 622697764067 | 0.26   | 36       | 1800       |    |    |    |    | •  | ✓ |
| <b>Shallow Metal Baffle</b>   |  |              |        |          |            |    |    |    |    |    |   |
|  ERT716WHT  | 6" TRIM SHALLOW HIGH GLOSS APPLIANCE WHITE TRIM WITH WHITE FULL BAFFLE                             | 662400671558 | 0.26   | 24       | 576        |    |    | •  |    | •  | ✓ |
| <b>Large Aperture Plastic Baffle</b>  |  |              |        |          |            |    |    |    |    |    |   |
|  ERT717WHT  | 6" TRIM HIGH GLOSS APPLIANCE WHITE TRIM WITH LARGE APERTURE WHITE PLASTIC BAFFLE                   | 662400666042 | 0.54   | 12       | 360        |    |    |    |    | •  | ✓ |
| <b>Shower Light with Frosted Glass Lens and Reflector</b>                                   |  |              |        |          |            |    |    |    |    |    |   |
|  ERT721     | 6" TRIM HIGH GLOSS APPLIANCE WHITE TRIM WITH GLASS FROSTED LENS                                    | 623961051210 | 1.2    | 6        | 240        | •  |    |    | •  | •  | ✓ |
| <b>Shower Light with Glass Fresnel Lens and Reflector</b>                                   |  |              |        |          |            |    |    |    |    |    |   |
|  ERT723    | 6" TRIM HIGH GLOSS APPLIANCE WHITE TRIM WITH GLASS FRESNEL LENS                                    | 662400688112 | 1.38   | 6        | 240        |    |    |    |    | •  | ✓ |
| <b>Black and White Metal Baffle / Splay</b>   |  |              |        |          |            |    |    |    |    |    |   |
|  ERT725TS | 6" TRIM HIGH GLOSS APPLIANCE WHITE TRIM WITH BLACK SPLAY BAFFLE AND TORSION SPRINGS, NARROW COLLAR | 623960293024 | 0.35   | 36       | 648        |    |    |    |    | •  | ✓ |
| ERT725WHT   | 6" TRIM HIGH GLOSS APPLIANCE WHITE TRIM WITH WHITE SPLAY BAFFLE, NARROW COLLAR                     | 623960293031 | 0.35   | 48       | 1152       |    |    |    |    | •  | ✓ |
| ERT725WHTTS   | 6" TRIM HIGH GLOSS APPLIANCE WHITE TRIM WITH WHITE SPLAY BAFFLE AND TORSION SPRINGS, NARROW COLLAR | 623960293062 | 0.35   | 36       | 864        |    |    |    |    | •  | ✓ |

★ Indicates ARRA Eligible Product, ✓ Indicates Off the Shelf Product, **E** Indicates EISA Compliant Pulse Start Products


Please reference the Cooper Lighting Stock Guide Terms and Conditions page. Pictures are a representation of product categories and may not illustrate the exact skus listed. Product information is subject to change without notice. Consult factory representative for additional information and inventory details. Visit [www.cooperlighting.com](http://www.cooperlighting.com) for more product information.

| CATALOG NUMBER  | DESCRIPTION                            | UPC CODE   | WEIGHT       | CASE QTY | PALLET QTY | NJ   | IL | TX | CA | GA  |   |
|---|--|--|--------------|----------|------------|------|----|----|----|-----|---|
| <b>6" CFL Energy Star / Title 24 Trim</b>   |  |  |              |          |            |      |    |    |    |     |   |
|   | <b>Drop Opal Lens Shower</b><br>ERT724 | 6" TRIM DROP OPAL LENS SHOWER FOR COMPACT FLUORESCENT GLOSS WHITE TRIM RING, DROP OPAL LENS WITH TORSION SPRINGS | 623961026553 | 0.89     | 6          | 144  |    |    |    | •   | ☑ |
|   | <b>Reflector - ERT770</b><br>ERT770MTS | 6" TRIM REFLECTOR FOR COMPACT FLUORESCENT GLOSS WHITE TRIM RING, MATTE HAZE REFLECTOR WITH TORSION SPRINGS       | 623961442643 | 0.54     | 36         | 576  |    |    |    | •   | ☑ |
|   | ERT770TS                               | 6" TRIM REFLECTOR FOR COMPACT FLUORESCENT GLOSS WHITE TRIM RING, CLEAR SPECULAR REFLECTOR WITH TORSION SPRINGS   | 623961307164 | 0.54     | 36         | 576  |    |    |    | • • | ☑ |
|   | <b>Reflector - ERT771</b><br>ERT771TS  | 6" TRIM REFLECTOR FOR COMPACT FLUORESCENT GLOSS WHITE TRIM RING AND GLOSS WHITE REFLECTOR WITH TORSION SPRINGS   | 623961307171 | 0.54     | 36         | 576  |    |    |    | • • | ☑ |
|   | <b>Baffle</b><br>ERT772TS              | 6" TRIM BAFFLE FOR COMPACT FLUORESCENT GLOSS WHITE TRIM RING, BLACK BAFFLE WITH TORSION SPRINGS                  | 623961307188 | 0.54     | 36         | 1080 |    |    |    | •   | ☑ |
|   | ERT772WHTTS                            | 6" TRIM BAFFLE FOR COMPACT FLUORESCENT GLOSS WHITE TRIM RING, GLOSS WHITE BAFFLE WITH TORSION SPRINGS            | 623961307201 | 0.8      | 36         | 576  |    |    |    | • • | ☑ |
| <b>6" Slope Ceiling Trim</b>  |  |  |              |          |            |      |    |    |    |     |   |
|  | <b>Baffle</b><br>ERT4980WHT            | 6" TRIM SLOPE CEILING HIGH GLOSS APPLIANCE WHITE TRIM WITH WHITE BAFFLE  | 623961738975 | 0.8      | 6          | 240  |    |    |    | •   | ☑ |



★ Indicates ARRA Eligible Product, ☑ Indicates Off the Shelf Product, **E** Indicates EISA Compliant Pulse Start Products

Please reference the Cooper Lighting Stock Guide Terms and Conditions page. Pictures are a representation of product categories and may not illustrate the exact skus listed. Product information is subject to change without notice. Consult factory representative for additional information and inventory details. Visit [www.cooperlighting.com](http://www.cooperlighting.com) for more product information.





| CATALOG NUMBER   | DESCRIPTION                             | UPC CODE  | WEIGHT       | CASE PALLET |     |    |    |    |    |    |   |   |
|--|---|---|--------------|-------------|-----|----|----|----|----|----|---|---|
|  |   |   |              | QTY         | QTY | NJ | IL | TX | CA | GA |   |   |
| <b>GR8 Series</b>  |   |   |              |             |     |    |    |    |    |    |   |   |
|  | <b>1'x4'</b><br>GR8-232A-UNV-EB81-U     | 2 LAMP, 1'X4' STATIC LENSED TROFFER, CEE LISTED ELECTRONIC BALLAST, T8                              | 662401551330 | 16.2        | 1   | 44 | •  | •  | •  | •  |   |   |
|  | <b>2'x2'</b><br>2GR8-2U6T8A-UNV-EB81-U  | 2 LAMP, 2'X2' STATIC LENSED TROFFER, CEE LISTED ELECTRONIC BALLAST, T8 U6                           | 623961643842 | 12.2        | 1   | 56 | •  | •  | •  | •  | ★ | ☑ |
|  | GR82U                                   | 2 U-LAMP, 2'X2' STATIC LENSED TROFFER, CEE LISTED ELECTRONIC BALLAST, T8 W/LAMPS & FLEX             | 623961182563 | 15.13       | 1   | 48 |    |    |    | •  | ★ | ☑ |
|  | <b>2'x4'</b><br>2GR8-232A125-UNV-EB81-U | 2 LAMP, 2'X4' SPECIFICATION GRADE LENSED TROFFER W/.125 LENS, CEE LISTED ELECTRONIC BALLAST, T8     | 623961689376 | 20.5        | 1   | 28 |    |    |    | •  | ★ |   |
|  | 2GR8-232A-UNV-EB81-U                    | 2 LAMP, 2'X4' STATIC LENSED TROFFER, CEE LISTED ELECTRONIC BALLAST, T8                              | 623961759802 | 22.5        | 1   | 28 | •  | •  | •  | •  | ★ | ☑ |
|  | 2GR8-232A-UNV-L8735-EB81-U              | 2 LAMP, 2'X4' STATIC LENSED TROFFER, CEE LISTED ELECTRONIC BALLAST, T8 W/LAMPS                      | 662401340095 | 21.85       | 1   | 24 |    | •  |    |    | ★ |   |
|  | 2GR8-232A-UNV-L8735-A3/8-2/18G-EB81-U   | 2 LAMP, 2'X4' STATIC LENSED TROFFER, CEE LISTED ELECTRONIC BALLAST, T8 W/LAMPS & FLEX               | 662401341580 | 22.48       | 1   | 24 |    |    | •  | •  | ★ |   |
|  | 2GR8-332A125-UNV-EB81-U                 | 3 LAMP, 2'X4' SPECIFICATION GRADE LENSED TROFFER W/.125 LENS, CEE LISTED ELECTRONIC BALLAST, T8     | 623961689697 | 20.5        | 1   | 24 |    |    |    | •  | ★ |   |
|  | 2GR8-332A-UNV-EB81-U                    | 3 LAMP, 2'X4' STATIC LENSED TROFFER, CEE LISTED ELECTRONIC BALLAST, T8                              | 662401286805 | 20.5        | 1   | 28 | •  | •  | •  | •  | ★ | ☑ |
|  | 2GR8-332A-UNV-L8735-EB81-U              | 3 LAMP, 2'X4' STATIC LENSED TROFFER, CEE LISTED ELECTRONIC BALLAST, T8 W/LAMPS                      | 662401012213 | 21.85       | 1   | 28 |    | •  | •  |    | ★ | ☑ |
|  | GR83                                    | 3 LAMP, 2'X4' STATIC LENSED TROFFER, CEE LISTED ELECTRONIC BALLAST, T8 W/LAMPS & FLEX               | 623961285875 | 23.83       | 1   | 24 |    |    |    | •  | ★ | ☑ |
|  | 2GR8-332A-UNV-L8735-A3/8-2/18G-EB81-U   | 3 LAMP, 2'X4' STATIC LENSED TROFFER, CEE LISTED ELECTRONIC BALLAST, T8 W/LAMPS & FLEX               | 662401335831 | 23.83       | 1   | 28 |    | •  |    | •  | ★ | ☑ |
|  | 2GR8-332A-UNV-L8741-A3/8-2/18G-EB81-U   | 3 LAMP, 2'X4' STATIC LENSED TROFFER, CEE LISTED ELECTRONIC BALLAST, T8 W/LAMPS & FLEX               | 623961689840 | 23.83       | 1   | 28 |    |    |    | •  | ★ | ☑ |
|  | 2GR8-332A-UNV-EB82-U                    | 3 LAMP, 2'X4' STATIC LENSED TROFFER, CEE LISTED ELECTRONIC BALLAST (2), T8                          | 662401341405 | 22.5        | 1   | 28 |    | •  | •  | •  | ★ | ☑ |
|  | 2GR8-332A-UNV-L8735-EB82-U              | 3 LAMP, 2'X4' STATIC LENSED TROFFER, CEE LISTED ELECTRONIC BALLAST (2), T8 W/LAMPS                  | 662401002214 | 23.85       | 1   | 24 |    |    | •  |    | ★ |   |
|  | 2GR8-332A-UNV-L8741-EB82-U              | 3 LAMP, 2'X4' STATIC LENSED TROFFER, CEE LISTED ELECTRONIC BALLAST (2), T8 W/LAMPS                  | 623960093839 | 23.85       | 1   | 24 |    |    |    | •  | ★ |   |
|  | 2GR8-332A-UNV-L8735-A3/8-3/18G-EB82-U   | 3 LAMP, 2'X4' STATIC LENSED TROFFER, CEE LISTED ELECTRONIC BALLAST (2), T8 W/LAMPS & FLEX           | 662401347797 | 25.83       | 1   | 24 |    |    | •  |    | ★ |   |
|  | 2GR8-332A-UNV-L8741-A3/8-3/18G-EB82-U   | 3 LAMP, 2'X4' STATIC LENSED TROFFER, CEE LISTED ELECTRONIC BALLAST (2), T8 W/LAMPS & FLEX           | 622697162290 | 25.83       | 1   | 24 |    |    |    | •  |   |   |
|  | 2GR8-432A125-UNV-EB81-U                 | 4 LAMP, 2'X4' STATIC LENSED TROFFER, #12 .125 THICK ACRYLIC LENS, CEE LISTED ELECTRONIC BALLAST, T8 | 662401334247 | 20.5        | 1   | 24 |    |    |    | •  | ★ |   |
|  | 2GR8-432A-UNV-L8735-A3/8-3/18G-EB82-U   | 4 LAMP, 2'X4' STATIC LENSED TROFFER, CEE LISTED ELECTRONIC BALLAST, (2) T8 W/LAMPS & FLEX           | 662401346226 | 26.28       | 1   | 24 |    |    |    | •  | ★ |   |
|  | 2GR8-432A-UNV-EB81-U                    | 4 LAMP, 2'X4' STATIC LENSED TROFFER, CEE LISTED ELECTRONIC BALLAST, T8                              | 662401286812 | 20.5        | 1   | 28 | •  | •  | •  | •  | ★ | ☑ |
|  | 2GR8-432A-UNV-L8735-EB81-U              | 4 LAMP, 2'X4' STATIC LENSED TROFFER, CEE LISTED ELECTRONIC BALLAST, T8 W/LAMPS                      | 662401335862 | 22.3        | 1   | 28 | •  |    | •  |    | ★ | ☑ |
|  | 2GR8-432A-UNV-L8741-EB81-U              | 4 LAMP, 2'X4' STATIC LENSED TROFFER, CEE LISTED ELECTRONIC BALLAST, T8 W/LAMPS                      | 623961689482 | 22.3        | 1   | 28 | •  | •  |    |    | ★ | ☑ |
|  | GR8                                     | 4 LAMP, 2'X4' STATIC LENSED TROFFER, CEE LISTED ELECTRONIC BALLAST, T8 W/LAMPS & FLEX               | 622697079918 | 22.66       | 1   | 28 |    |    |    | •  | ★ | ☑ |
|  | 2GR8-432A-UNV-L8735-A3/8-2/18G-EB81-U   | 4 LAMP, 2'X4' STATIC LENSED TROFFER, CEE LISTED ELECTRONIC BALLAST, T8 W/LAMPS & FLEX               | 662401335848 | 24.28       | 1   | 28 | •  | •  |    | •  | ★ | ☑ |
|  | 2GR8-432A-UNV-L8741-A3/8-2/18G-EB81-U   | 4 LAMP, 2'X4' STATIC LENSED TROFFER, CEE LISTED ELECTRONIC BALLAST, T8 W/LAMPS & FLEX               | 662401321902 | 22.5        | 1   | 28 | •  |    |    |    | ★ | ☑ |
|  | 2GR8-432A-UNV-EB82-U                    | 4 LAMP, 2'X4' STATIC LENSED TROFFER, CEE LISTED ELECTRONIC BALLAST (2), T8                          | 662400102229 | 22.5        | 1   | 24 |    | •  | •  | •  | ★ | ☑ |

★ Indicates ARRA Eligible Product, ☑ Indicates Off the Shelf Product, **E** Indicates EISA Compliant Pulse Start Products

| CATALOG NUMBER   | DESCRIPTION                            | UPC CODE   | WEIGHT       | CASE  |     | PALLET |    |    |    |    |  |   |
|--|--|--|--------------|-------|-----|--------|----|----|----|----|--|---|
|  |  |  |              | QTY   | QTY | NJ     | IL | TX | CA | GA |  |   |
|  | <b>Chicago Approved - 2 Lamp</b>       |  |              |       |     |        |    |    |    |    |  |   |
|  | ATW-SW4-2GR8-2U6T8A-UNV-EB81-U         | 2 LAMP, 2'X2' STATIC LENSED TROFFER, CEE LISTED ELECTRONIC BALLAST, T8 U6, CHICAGO PLENUM APPROVED | 623961600067 | 15.29 | 1   | 44     | •  |    |    |    |  | ★ |
|  | <b>Chicago Approved - 3 and 4 Lamp</b> |  |              |       |     |        |    |    |    |    |  |   |
|  | ATW-SW4-2GR8-332A-UNV-ER81-U           | 3 LAMP, 2'X4' STATIC LENSED TROFFER, CEE LISTED ELECTRONIC BALLAST, T8, CHICAGO PLENUM APPROVED    | 080083620876 | 23.93 | 1   | 22     | •  |    |    |    |  | ★ |
|  | ATW-SW4-2GR8-432A-UNV-EB81-U           | 4 LAMP, 2'X4' STATIC LENSED TROFFER, CEE LISTED ELECTRONIC BALLAST, T8, CHICAGO PLENUM APPROVED    | 623961600142 | 24.32 | 1   | 22     | •  |    |    |    |  | ★ |

**Recessed Direct / Indirect**  
**RDI Ovation Series**

|  |  |  |              |       |   |    |   |   |   |   |   |   |
|--|--|--|--------------|-------|---|----|---|---|---|---|---|---|
|  | <b>2'x2' - Center Mount</b>            |  |              |       |   |    |   |   |   |   |   |   |
|  | 2RDI-2BX40RP-UNV-TU-C240PUNVHPB-U      | 2 BIAx LAMP 2'X2', ROUND PERFORATED LAMP SHIELDS, CENTER MOUNT, ELECTRONIC BALLAST, T5, UNV                      | 662401926923 | 23.36 | 1 | 28 | • | • |   |   |   |   |
|  | 2RDI-217RP-UNV-EB81-U                  | 2 LAMP, 2'X2' ROUND PERFORATED LAMP SHIELDS, CENTER MOUNT, CEE LISTED ELECTRONIC BALLAST, T8                     | 622696299461 | 14.2  | 1 | 28 |   |   |   | • |   |   |
|  | 2RDI-317RP-UNV-EB81-U                  | 3 LAMP, 2'X2' ROUND PERFORATED LAMP SHIELDS, CENTER MOUNT, CEE LISTED ELECTRONIC BALLAST, T8                     | 662401814206 | 14.2  | 1 | 28 |   |   |   |   | • |   |
|  | <b>2'x4' - Center Mount</b>            |  |              |       |   |    |   |   |   |   |   |   |
|  | 2RDI-232RP-UNV-EB81-U                  | 2 LAMP, 2'X4' ROUND PERFORATED LAMP SHIELD, CENTER MOUNT, CEE LISTED ELECTRONIC BALLAST, T8                      | 622696409877 | 36    | 1 | 14 | • | • |   |   | • | • |
|  | 2RDI-232RP-UNV-EL4-EB81-U              | 2 LAMP, 2'X4' ROUND PERFORATED LAMP SHIELD, CENTER MOUNT, CEE LISTED ELECTRONIC BALLAST, T8, W/EMERGENCY BATTERY | 623961482199 | 36    | 1 | 14 | • |   |   |   |   |   |
|  | 2RDI-332RP-UNV-EB81-U                  | 3 LAMP, 2'X4' ROUND PERFORATED LAMP SHIELD, CENTER MOUNT, CEE LISTED ELECTRONIC BALLAST, T8                      | 662401732708 | 36    | 1 | 14 | • | • | • | • | • |   |
|  | 2RDI-332RP-UNV-EB82-U                  | 3 LAMP, 2'X4' ROUND PERFORATED LAMP SHIELD, CENTER MOUNT, CEE LISTED ELECTRONIC BALLAST (2), T8                  | 622696299065 | 37    | 1 | 14 |   | • |   |   |   | • |
|  | 2RDI-332RP-UNV-L8735-A3/8-2/18G-EB81-U | 3 LAMP, 2'X4' ROUND PERFORATED LAMP SHIELD, CENTER MOUNT, CEE LISTED ELECTRONIC BALLAST, T8 W/LAMPS & FLEX       | 622697399627 | 42    | 1 | 12 |   |   |   |   | • |   |




**Recessed**  
**Accessory**

**Accessory**

|                                |   |              |      |      |       |  |   |   |  |  |  |   |   |
|--------------------------------|---|--------------|------|------|-------|--|---|---|--|--|--|---|---|
| A12-100-22GP-U                 | 2'X2' #12 LENS FOR G, GR8, GC & GC8 SERIES                              | 662400106357 | 1    | 5    | 300   |  |   |   |  |  |  | • |   |
| A12-100-242G-U                 | 2'X4' #12 LENS FOR G, GR8, GC & GC8 SERIES                              | 662400106227 | 1.2  | 20   | 200   |  | • |   |  |  |  | • | ★ |
| A12-125-24GC-U                 | 2'X4' #12 .125 LENS FOR G, GR8, GC & GC8 SERIES                         | 662400230144 | 2.8  | 200  | 200   |  |   |   |  |  |  | • |   |
| LENS-CLIP-U                    | LENS CLIP FOR G, GR8, GR5 & GC8 SERIES                                  | 662400106890 | 0.01 | 100  | 12500 |  |   |   |  |  |  | • | ★ |
| DF-14W-U                       | 1'X4' DRY WALL FRAME KIT  | 662401232949 | 2.2  | 1    | 130   |  | • |   |  |  |  | • | ★ |
| DF-22W-U                       | 2'X2' DRY WALL FRAME KIT  | 662401232963 | 1.95 | 1    | 130   |  | • | • |  |  |  | • | ★ |
| DF-24W-U                       | 2'X4' DRY WALL FRAME KIT  | 662401232970 | 2.57 | 1    | 150   |  | • | • |  |  |  | • | ★ |
| EQ-CLIP-U                      | T-BAR SAFETY CLIP FOR TROFFERS AND OVATION SERIES - ORDER 4 PER FIXTURE | 662400107194 | 0.01 | 4500 | 81000 |  |   |   |  |  |  | • |   |
| FCS-14W-U                      | 1'X4' WHITE STEEL FLANGE KIT, FOR G, GR8, GC8 & GR5 SERIES              | 662400105992 | 4.2  | 1    | 130   |  |   |   |  |  |  | • |   |
| FCS-22W-U                      | 2'X2' WHITE STEEL FLANGE KIT FOR G, GR8, GC8, GR5                       | 662400105978 | 3.8  | 1    | 130   |  |   |   |  |  |  | • |   |
| FCS-24W-U                      | 2'X4' WHITE STEEL FLANGE KIT, FOR 2G, 2GR8, 2GC8 & 2GR5 SERIES          | 662400105985 | 4.8  | 1    | 200   |  |   |   |  |  |  | • |   |
| 2GR8-4-A W/SPGL FRM            | 2'X4' REPLACEMENT FRAME & LENS FOR 2G & 2GR8 SERIES                     | 622697133917 | 4.4  | 6    | 48    |  |   |   |  |  |  | • | ★ |
| T3A END E.Q. BRACKET PARTS BAG | EQ CLIPS FOR USE ON FIXTURE ENDS. INCLUDES FOUR SCREWS AND BRACKETS.    | 662400107279 | 0.4  | 24   | 2880  |  |   |   |  |  |  | • | ★ |





★ Indicates ARRA Eligible Product,    **Off The Shelf** Indicates Off the Shelf Product,    **E** Indicates EISA Compliant Pulse Start Products

Please reference the Cooper Lighting Stock Guide Terms and Conditions page. Pictures are a representation of product categories and may not illustrate the exact skus listed. Product information is subject to change without notice. Consult factory representative for additional information and inventory details. Visit [www.cooperlighting.com](http://www.cooperlighting.com) for more product information.

| CATALOG NUMBER  | DESCRIPTION  | UPC CODE     | WEIGHT | CASE QTY | PALLET QTY | NJ | IL | TX | CA | GA |
|---|--|--------------|--------|----------|------------|----|----|----|----|----|
|  <b>1'x4'</b><br>MC-232A-UNV-EB81-U   | 2 LAMP, 1'X4' SURFACE MODULAR, CEE LISTED ELECTRONIC BALLAST, T8   | 662401620333 | 23.46  | 1        | 33         | •  | •  | •  | •  | ★  |
|  <b>2'x2'</b><br>2M-2U6T8A-UNV-EB81-U | 2 U-LAMP, 2'X2' SURFACE MODULAR, CEE LISTED ELECTRONIC BALLAST, T8 | 662401879502 | 20.67  | 1        | 40         | •  | •  | •  | •  | ★  |
|  <b>2'x4'</b>                         | 2M-332A-UNV-EB81-U   | 662401793532 | 32     | 1        | 20         | •  | •  | •  | •  | ★  |
|   | 2M-432A-UNV-EB81-U   | 662401812486 | 33.2   | 1        | 20         | •  | •  | •  | •  | ★  |

**Wraparound**



**Specification Wraparound**

|   |                      |   |              |       |   |    |   |   |   |   |   |
|---|----------------------|---|--------------|-------|---|----|---|---|---|---|---|
|  <b>4' - 2 Lamp</b>   | WS-232A-UNV-EB81-U   | 2 LAMP, 4' WRAPAROUND, CEE LISTED ELECTRONIC BALLAST, T8                | 662401191352 | 11.22 | 1 | 48 | • | • | • | • | • |
|   | WS-232A-UNV-ER81-U   | 2 LAMP, 4' WRAPAROUND, PROGRAM RAPID START ELECTRONIC BALLAST, T8       | 622697665234 | 11.22 | 1 | 64 | • | • | • | • | • |
|  <b>4' - 3 Lamp</b>  | WS-332A-UNV-EB81-U   | 3 LAMP, 4' WRAPAROUND, CEE LISTED ELECTRONIC BALLAST, T8                | 662401191345 | 10.25 | 1 | 24 | • | • | • | • |   |
|   | WS-332A-UNV-ER81-U   | 3 LAMP, 4' WRAPAROUND, PROGRAM RAPID START ELECTRONIC BALLAST, T8       | 080083620821 | 10.25 | 1 | 45 | • | • | • | • |   |
|  <b>4' - 4 Lamp</b> | WS-432A-UNV-EB81-U   | 4 LAMP, 4' WRAPAROUND, CEE LISTED ELECTRONIC BALLAST, T8                | 662401191338 | 15.59 | 1 | 24 | • | • | • | • |   |
|   | WS-432A-UNV-ER81-U   | 4 LAMP, 4' WRAPAROUND, PROGRAM RAPID START ELECTRONIC BALLAST, T8       | 080083620838 | 15.74 | 1 | 45 | • | • | • | • |   |
|  <b>8' - 4 Lamp</b> | 8TWS-232A-UNV-EB81-U | 4 LAMP, TANDEM 8' SURFACE WRAPAROUND, CEE LISTED ELECTRONIC BALLAST, T8 | 662401620371 | 22.8  | 1 | 36 | • | • | • | • | ★ |

**Replacement Lens**

|         |  |              |     |   |    |   |   |   |   |   |
|---------|--|--------------|-----|---|----|---|---|---|---|---|
| WS-2A-U | 2 LAMP, 4' WRAPAROUND LENS FOR WS SERIES | 662400106302 | 3.8 | 1 | 48 | • | • | • | • | • |
| WS-4A-U | 4 LAMP, 4' WRAPAROUND LENS FOR WS SERIES | 662400106319 | 4.6 | 1 | 36 | • | • | • | • | ★ |




**Commercial Wraparound**

|   |                    |   |              |      |   |     |   |   |   |   |
|---|--------------------|---|--------------|------|---|-----|---|---|---|---|
|  <b>2' - 2 Lamp</b> | WN-217A-UNV-EB81-U | 2 LAMP, 2' WRAPAROUND, CEE LISTED ELECTRONIC BALLAST, T8          | 080083518852 | 6.51 | 1 | 180 | • | • | • | • |
|  <b>4' - 2 Lamp</b> | WN-232A-UNV-EB81-U | 2 LAMP, 4' WRAPAROUND, CEE LISTED ELECTRONIC BALLAST, T8          | 080083518845 | 9.6  | 1 | 90  | • | • | • | • |
|   | WN-232A-UNV-ER81-U | 2 LAMP, 4' WRAPAROUND, PROGRAM RAPID START ELECTRONIC BALLAST, T8 | 080083545766 | 9.6  | 1 | 90  | • | • | • | • |

★ Indicates ARRA Eligible Product,    **Off The Shelf**    **E** Indicates EISA Compliant Pulse Start Products

Please reference the Cooper Lighting Stock Guide Terms and Conditions page. Pictures are a representation of product categories and may not illustrate the exact skus listed. Product information is subject to change without notice. Consult factory representative for additional information and inventory details. Visit [www.cooperlighting.com](http://www.cooperlighting.com) for more product information.





| CATALOG NUMBER   | DESCRIPTION          | UPC CODE  | WEIGHT       | CASE QTY | PALLET QTY | NJ  | IL | TX | CA | GA |
|--|----------------------|---|--------------|----------|------------|-----|----|----|----|----|
| <b>4' - 3 Lamp</b>   |                      |   |              |          |            |     |    |    |    |    |
|  | WN-332A-UNV-EB81-U   | 3 LAMP, 4' WRAPAROUND, CEE LISTED ELECTRONIC BALLAST, T8          | 080083518524 | 11.96    | 1          | 54  | •  | •  | •  | •  |
|  | WN-332A-UNV-ER81-U   | 3 LAMP, 4' WRAPAROUND, PROGRAM RAPID START ELECTRONIC BALLAST, T8 | 080083569083 | 11.96    | 1          | 54  | •  |    |    |    |
| <b>4' - 4 Lamp</b>   |                      |   |              |          |            |     |    |    |    |    |
|  | WN-432A-UNV-EB81-U   | 4 LAMP, 4' WRAPAROUND, CEE LISTED ELECTRONIC BALLAST, T8          | 080083518517 | 14       | 1          | 54  | •  | •  | •  | •  |
|  | WN-432A-UNV-ER81-U   | 4 LAMP, 4' WRAPAROUND, PROGRAM RAPID START ELECTRONIC BALLAST, T8 | 080083620814 | 14       | 1          | 54  | •  |    |    |    |
|  | WN-432A-UNV-EB82-U   | 4 LAMP, 4' WRAPAROUND, TWO BALLASTS, CEE LISTED, UNV, T8          | 080083518500 | 18.64    | 1          | 54  |    |    | •  |    |
| <b>8' - 4 Lamp</b>   |                      |   |              |          |            |     |    |    |    |    |
|  | 8TWN-232A-UNV-EB81-U | 4 LAMP, 8' WRAPAROUND, CEE LISTED ELECTRONIC BALLAST, T8          | 080083518487 | 21.98    | 1          | 90  | •  |    |    | •  |
| <b>Replacement Lens</b>  |                      |   |              |          |            |     |    |    |    |    |
|  | WN-2A-U              | WN SERIES REPLACEMENT LENS  | 080083517749 | 1        | 1          | 120 |    |    | •  | •  |
|  | WN-4A-U              | WN SERIES REPLACEMENT LENS  | 080083517756 | 1.7      | 1          | 54  |    |    | •  | •  |
|  | W-2A-U               | WN SERIES - 2 LAMP REPLACEMENT LENS                               | 662400106241 | 2.4      | 1          | 60  |    |    | •  | ★  |
|  | W-4A-U               | WN SERIES - 4 LAMP REPLACEMENT LENS                               | 662400106265 | 9.7      | 1          | 45  |    |    | •  | ★  |



**Commercial Wraparound - WP**

|                    |        |   |              |   |   |    |  |  |   |   |
|--------------------|--------|---|--------------|---|---|----|--|--|---|---|
| <b>4' - 2 Lamp</b> |        |   |              |   |   |    |  |  |   |   |
|                    | WP232R | 2 LAMP, 4' WRAPAROUND, INSTANT RAPID START ELECTRONIC BALLAST, T8 | 080083632299 | 6 | 1 | 96 |  |  | • | • |

**Commercial Softside Cloud**


|  |                        |  |              |      |   |    |  |  |   |   |
|--|------------------------|--|--------------|------|---|----|--|--|---|---|
|  | WSC-232-D-W-UNV-EB81-U | 2 LAMP, 2' SOFTSIDE CLOUD, CEE LISTED ELECTRONIC BALLAST, T8 | 080083523610 | 12.6 | 1 | 28 |  |  | • | ★ |
|  | WSC-432-D-W-UNV-EB81-U | 2 LAMP, 4' SOFTSIDE CLOUD, CEE LISTED ELECTRONIC BALLAST, T8 | 080083523627 | 17.1 | 1 | 21 |  |  | • | ★ |
| <b>Replacement Lens</b>  |                        |  |              |      |   |    |  |  |   |   |
|  | WSC-2A-U               | 2 LAMP, 4' REPLACEMENT PUFF REPLACEMENT LENS                 | 080083587506 | 6.5  | 1 | 28 |  |  | • | ★ |
|  | WSC-4A-U               | 4 LAMP, 4' REPLACEMENT PUFF REPLACEMENT LENS                 | 080083587490 | 6.5  | 1 | 30 |  |  | • | ★ |


**Residential Wraparound**

|  |                     |   |              |       |   |     |  |  |  |   |
|--|---------------------|---|--------------|-------|---|-----|--|--|--|---|
|  | WN-217A-120V-REB1-U | 2 LAMP, 2' WRAPAROUND, 120V RESIDENTIAL, T8 | 080083523269 | 6.51  | 1 | 180 |  |  |  | • |
|  | WN-232A-120V-REB1-U | 2 LAMP, 4' WRAPAROUND, 120V RESIDENTIAL, T8 | 080083523276 | 11.91 | 1 | 90  |  |  |  | • |

★ Indicates ARRA Eligible Product,  Indicates Off the Shelf Product,  Indicates EISA Compliant Pulse Start Products

Please reference the Cooper Lighting Stock Guide Terms and Conditions page. Pictures are a representation of product categories and may not illustrate the exact skus listed. Product information is subject to change without notice. Consult factory representative for additional information and inventory details. Visit [www.cooperlighting.com](http://www.cooperlighting.com) for more product information.


| CATALOG NUMBER   | DESCRIPTION  | UPC CODE     | WEIGHT | CASE QTY | PALLET QTY | NJ | IL | TX | CA | GA |
|--|--|--------------|--------|----------|------------|----|----|----|----|----|
|  <b>4' - 4 Lamp</b><br>WN-432A-120V-REB1-U | 4 LAMP, 4' WRAPAROUND, 120V RESIDENTIAL ELECTRONIC BALLAST, T8 | 080083523283 | 14     | 1        | 54         |    |    |    |    | •  |
| <b>Economy Wraparound</b>  |  |              |        |          |            |    |    |    |    |    |

|   |   |              |       |   |    |  |  |  |   |   |
|---|---|--------------|-------|---|----|--|--|--|---|---|
|  <b>4' - 2 Lamp</b><br>WE-232A-UNV-EB81-U | 2 LAMP, 4' WRAPAROUND CEE LISTED ELECTRONIC BALLAST, T8 | 662401234493 | 10.11 | 1 | 96 |  |  |  | • | • |
|---|---|--------------|-------|---|----|--|--|--|---|---|

**Replacement Lens**

|        |                                     |              |      |   |     |  |  |  |  |   |
|--------|-------------------------------------|--------------|------|---|-----|--|--|--|--|---|
| WE-A-U | WE SERIES - 2 LAMP REPLACEMENT LENS | 662401640881 | 2.58 | 1 | 132 |  |  |  |  | • |
|--------|-------------------------------------|--------------|------|---|-----|--|--|--|--|---|


**Corridor Wraparound**

|   |   |              |       |   |    |   |  |   |  |   |
|---|---|--------------|-------|---|----|---|--|---|--|---|
|  <b>4' - 2 Lamp</b><br>CR-232A-UNV-EB81-U | 2 LAMP, 4' CORRIDOR WRAPAROUND, CEE LISTED ELECTRONIC BALLAST, T8 | 662401004027 | 11.38 | 1 | 48 | • |  | • |  | ★ |
|---|---|--------------|-------|---|----|---|--|---|--|---|

**Replacement Lens**

|        |  |              |     |   |    |  |  |  |  |     |
|--------|--|--------------|-----|---|----|--|--|--|--|-----|
| CR-A-U | REPLACEMENT ACRYLIC LENS FOR CR SERIES | 662400106272 | 1.8 | 2 | 96 |  |  |  |  | • ★ |
|--------|--|--------------|-----|---|----|--|--|--|--|-----|


**SA Wrap**

|  |  |              |      |   |    |  |  |  |  |     |
|--|--|--------------|------|---|----|--|--|--|--|-----|
|  <b>4' - 2 Lamp</b><br>SA-232A-UNV-EB81-U | 2 LAMP, 4' SURFACE MODULAR WRAP, CEE LISTED ELECTRONIC BALLAST, T8 | 622696337255 | 17.1 | 1 | 40 |  |  |  |  | • ★ |
|--|--|--------------|------|---|----|--|--|--|--|-----|




| CATALOG NUMBER | DESCRIPTION | UPC CODE | WEIGHT | CASE PALLET |     | NJ | IL | TX | CA | GA |
|----------------|-------------|----------|--------|-------------|-----|----|----|----|----|----|
|                |             |          |        | QTY         | QTY |    |    |    |    |    |

## Wall Brackets

### BE Wall Brackets



|  |                    |   |              |       |   |    |  |   |  |       |
|--|--------------------|---|--------------|-------|---|----|--|---|--|-------|
|  | <b>4' - 2 Lamp</b> |   |              |       |   |    |  |   |  |       |
|  | BEU-232-UNV-EB81-U | 2 LAMP, 4' WALL BRACKET, CEE LISTED CEE LISTED ELECTRONIC BALLAST, T8 W/UPLIGHT | 622696153060 | 17.06 | 1 | 40 |  |   |  | • ★   |
|  | BE-232-UNV-EB81-U  | 2 LAMP, 4' WALL BRACKET, CEE LISTED ELECTRONIC BALLAST, T8                      | 662401715107 | 15.23 | 1 | 40 |  | • |  | • ★   |
| <b>Replacement Lens</b>  |                    |   |              |       |   |    |  |   |  |       |
|  | BE-14-B            | REPLACEMENT LENS, 4FT, BE SERIES, LOW-BRIGHTNESS ACYRLIC DIFFUSER               | 662400106586 | 1.4   | 1 | 35 |  |   |  | • • ★ |

### BC Wall Bracket




|   |                    |  |              |       |   |    |   |   |   |     |
|---|--------------------|--|--------------|-------|---|----|---|---|---|-----|
|   | <b>2' - 2 Lamp</b> |  |              |       |   |    |   |   |   |     |
|   | BC-217-UNV-EB81-U  | 2 LAMP, 2' WALL BRACKET, CEE LISTED ELECTRONIC BALLAST, T8 | 662401753703 | 6.1   | 1 | 72 |   | • |   | • ★ |
|   | <b>4' - 1 Lamp</b> |  |              |       |   |    |   |   |   |     |
|   | BC-132-UNV-EB81-U  | 1 LAMP, 4' WALL BRACKET, CEE LISTED ELECTRONIC BALLAST, T8 | 622696202355 | 10.73 | 1 | 36 |   |   |   | • ★ |
|  | <b>4' - 2 Lamp</b> |  |              |       |   |    |   |   |   |     |
|   | BC-232-UNV-EB81-U  | 2 LAMP, 4' WALL BRACKET, CEE LISTED ELECTRONIC BALLAST, T8 | 662401620364 | 10.8  | 1 | 36 | • | • | • | • ★ |
| <b>Replacement Lens</b>   |                    |  |              |       |   |    |   |   |   |     |
|   | BC-14-B            | REPLACEMENT LENS, 4FT, BC SERIES                           | 662400180340 | 1.8   | 2 | 90 |   |   |   | • ★ |

## Paralux III High Performance

### EP3GAX Series


|  |  |   |              |       |   |    |   |   |   |     |
|--|--|---|--------------|-------|---|----|---|---|---|-----|
|  | <b>1'x4' - 8 Cell</b>                        |   |              |       |   |    |   |   |   |     |
|  | EP3GX-232S18I-UNV-EB81-U                     | 2 LAMP, 1'X4' STATIC PARABOLIC, 8 CELL, SEMI-SPECULAR/LOW IRIDESCENT HAZE 3" LOUVER, CEE LISTED ELECTRONIC BALLAST, T8                  | 622696179664 | 18.81 | 1 | 28 | • |   |   |     |
|  | <b>2'x2' - 9 Cell</b>                        |   |              |       |   |    |   |   |   |     |
|  | AP32U  | 2 U-LAMP, 2'X2' STATIC PARABOLIC, 9 CELL, SEMI SPECULAR/LOW IRIDESCENT HAZE 3" LOUVER, CEE LISTED ELECTRONIC BALLAST, T8 W/LAMPS & FLEX | 080083520176 | 16.1  | 1 | 32 |   |   |   | • ✓ |
|  | 2EP3GAVX-2U6T8S33I-UNV-EB81-U                | 2 U-LAMP, 2'X2' AIR SUPPLY PARABOLIC, W/VANES, 9 CELL, SEMI SPECULAR/LOW IRIDESCENT HAZE 3" LOUVER, CEE LISTED ELECTRONIC BALLAST, T8   | 080083520220 | 14.3  | 1 | 32 | • | • |   | • ✓ |
|  | 2EP3GX-2U6T8S33I-UNV-EB81-U                  | 2 U-LAMP, 2'X2' STATIC PARABOLIC, 9 CELL, SEMI SPECULAR/LOW IRIDESCENT HAZE 3" LOUVER, CEE LISTED ELECTRONIC BALLAST, T8                | 080083520145 | 14.3  | 1 | 32 | • | • | • | • ✓ |
|  | 2EP3GX-2U6T8S33I-UNV-L8735-A3/8-2/18G-EB81-U | 2 U-LAMP, 2'X2' STATIC PARABOLIC, 9 CELL, SEMI SPECULAR/LOW IRIDESCENT HAZE 3" LOUVER, CEE LISTED ELECTRONIC BALLAST, T8 W/LAMPS & FLEX | 080083520121 | 17.8  | 1 | 32 |   |   |   | • ✓ |
|  | 2EP3GX-3U15/8S33I-UNV-EB81-U                 | 3 U-LAMPS, 1-5/8" SPACING, 2'X2' STATIC PARABOLIC, 9 CELL, SEMI SPECULAR/LOW IRIDESCENT HAZE 3" LOUVER, ELECTRONIC BALLAST, T8          | 080083520077 | 14.3  | 1 | 40 |   |   |   | • ✓ |
|  | 2EP3GX-317S33I-UNV-EB81-U                    | 3 LAMP, 2'X2' STATIC PARABOLIC, 9 CELL, SEMI SPECULAR/LOW IRIDESCENT HAZE 3" LOUVER, CEE LISTED ELECTRONIC BALLAST, T8                  | 080083520084 | 14.3  | 1 | 40 |   | • |   |     |

★ Indicates ARRA Eligible Product, ✓ Indicates Off the Shelf Product, **E** Indicates EISA Compliant Pulse Start Products

| CATALOG NUMBER   | DESCRIPTION   | UPC CODE     | WEIGHT | CASE QTY | PALLET QTY | NJ | IL | TX | CA | GA |   |
|--|---|--------------|--------|----------|------------|----|----|----|----|----|---|
| <b>2'x2' - 12 Cell</b>   |   |              |        |          |            |    |    |    |    |    |   |
| 2EP3GX-317S34I-UNV-OS-QHE3X32T8UNVISLSC-U  | 3 LAMP, 2'X2' STATIC PARABOLIC, 12 CELL, SEMI SPECULAR/LOW IRIDESCENT HAZE 3" LOUVER, CEE LISTED ELECTRONIC BALLAST, LOW BALLAST FACTOR (.71-.75), T8                   | 080083548446 | 19.28  | 1        | 40         | •  |    |    |    |    |   |
| <b>2'x4' - 12 Cell</b>   |   |              |        |          |            |    |    |    |    |    |   |
|  2EP3GX-232S26I-UNV-EB81-U               | 2 LAMP, 2'X4' STATIC PARABOLIC, 12 CELL, SEMI SPECULAR/LOW IRIDESCENT HAZE 3" LOUVER, CEE LISTED ELECTRONIC BALLAST, T8   | 080083520169 | 27.36  | 1        | 20         |    |    |    |    | •  |   |
| <b>2'x4' - 18 Cell</b>   |   |              |        |          |            |    |    |    |    |    |   |
|  AP3                                     | 3 LAMP, 2'X4' AIR SUPPLY PARABOLIC W/VANES, 18 CELL, SEMI SPECULAR/LOW IRIDESCENT HAZE 3" LOUVER, CEE LISTED ELECTRONIC BALLAST, T8 W/LAMPS & FLEX                      | 622696199785 | 30.3   | 1        | 16         |    |    |    |    | •  | ✓ |
| 2EP3GAVX-332S36I-UNV-EB81-U  | 3 LAMP, 2'X4' AIR SUPPLY PARABOLIC, W/VANES, 18 CELL, SEMI SPECULAR/LOW IRIDESCENT HAZE 3" LOUVER, CEE LISTED ELECTRONIC BALLAST, T8                                    | 662401000685 | 26.8   | 1        | 20         | •  | •  |    |    | •  | ✓ |
| 2EP3GAVX-332S36I-UNV-L8735-A3/8-2/18G-EB81-U   | 3 LAMP, 2'X4' AIR SUPPLY PARABOLIC, W/VANES, 18 CELL, SEMI SPECULAR/LOW IRIDESCENT HAZE 3" LOUVER, CEE LISTED ELECTRONIC BALLAST, T8 W/LAMPS & FLEX                     | 662400102052 | 30.3   | 1        | 16         | •  |    |    |    |    |   |
| 2EP3GAVX-332S36I-UNV-L8741-A3/8-2/18G-EB81-U   | 3 LAMP, 2'X4' AIR SUPPLY PARABOLIC, W/VANES, 18 CELL, SEMI SPECULAR/LOW IRIDESCENT HAZE 3" LOUVER, CEE LISTED ELECTRONIC BALLAST, T8 W/LAMPS & FLEX                     | 622697203405 | 30.3   | 1        | 16         | •  |    |    |    |    |   |
| 2EP3GAVX-428T8S36I-UNV-L8850-HB81-U  | 4 LAMP, 2'X4' AIR SUPPLY PARABOLIC, W/VANES, 18 CELL, SEMI SPECULAR/LOW IRIDESCENT HAZE 3" LOUVER, HIGH PERFORMANCE T8 ELECTRONIC BALLAST, 28W 5000K T8 LAMPS INSTALLED | 080083556434 | 31.23  | 1        | 20         | •  |    |    |    |    |   |
| 2EP3GAX-332S36I-UNV-EB81-U   | 3 LAMP, 2'X4' AIR SUPPLY PARABOLIC, 18 CELL, SEMI SPECULAR/LOW IRIDESCENT HAZE 3" LOUVER, CEE LISTED ELECTRONIC BALLAST, T8   | 662401339785 | 27.36  | 1        | 20         |    |    |    |    | •  |   |
| 2EP3GX-232S26I-UNV-L8735-A3/8-2/18G-EB81-U   | 3 LAMP, 2'X4' STATIC PARABOLIC, 18 CELL, SEMI SPECULAR/LOW IRIDESCENT HAZE 3" LOUVER, CEE LISTED ELECTRONIC BALLAST, T8 W/LAMPS & FLEX                                  | 080083520183 | 27.36  | 1        | 16         |    |    |    | •  |    |   |
| 2EP3GX-232S36I-UNV-EB81-U  | 2 LAMP, 2'X4' STATIC PARABOLIC, 18 CELL, SEMI SPECULAR/LOW IRIDESCENT HAZE 3" LOUVER, CEE LISTED ELECTRONIC BALLAST, T8   | 080083520237 | 27.36  | 1        | 20         |    |    |    | •  |    |   |
| 2EP3GX-332S36I-UNV-EB81-U  | 3 LAMP, 2'X4' STATIC PARABOLIC, 18 CELL, SEMI SPECULAR/LOW IRIDESCENT HAZE 3" LOUVER, CEE LISTED ELECTRONIC BALLAST, T8   | 662401012084 | 25.3   | 1        | 20         | •  | •  | •  | •  | •  |   |
| 2EP3GX-332S36I-UNV-EB82-U  | 3 LAMP, 2'X4' STATIC PARABOLIC, 18 CELL, SEMI SPECULAR/LOW IRIDESCENT HAZE 3" LOUVER, CEE LISTED ELECTRONIC BALLAST (2), T8   | 662401339761 | 27.36  | 1        | 20         |    | •  | •  | •  | •  |   |
| 2EP3GX-332S36I-UNV-L8735-A3/8-2/18G-EB81-U   | 3 LAMP, 2'X4' STATIC PARABOLIC, 18 CELL, SEMI SPECULAR/LOW IRIDESCENT HAZE 3" LOUVER, CEE LISTED ELECTRONIC BALLAST, T8, W/LAMPS & FLEX                                 | 662401339730 | 30.3   | 1        | 16         |    | •  |    | •  | •  | ✓ |
| 2EP3GX-332S36I-UNV-L8735-EB81-U  | 3 LAMP, 2'X4' STATIC PARABOLIC, 18 CELL, SEMI SPECULAR/LOW IRIDESCENT HAZE 3" LOUVER, CEE LISTED ELECTRONIC BALLAST, T8 W/LAMPS   | 662400201908 | 27.36  | 1        | 20         |    | •  | •  |    |    | ✓ |
| 2EP3GX-332S36I-UNV-L8741-EB81-U  | 3 LAMP, 2'X4' STATIC PARABOLIC, 18 CELL, SEMI SPECULAR/LOW IRIDESCENT HAZE 3" LOUVER, CEE LISTED ELECTRONIC BALLAST, T8 W/LAMPS   | 622697478087 | 27.36  | 1        | 20         |    |    |    |    | •  | ✓ |
| <b>2'x4' - 32 Cell</b>   |   |              |        |          |            |    |    |    |    |    |   |
| 2EP3GX-432S48I-UNV-EB81-U  | 4 LAMP, 2'X4' STATIC PARABOLIC, 32 CELL, SEMI SPECULAR/LOW IRIDESCENT HAZE 3" LOUVER, CEE LISTED ELECTRONIC BALLAST, T8 W/LAMPS   | 080083520206 | 27.36  | 1        | 20         |    |    |    |    | •  |   |
| <b>Chicago Approved - 2'x2' 9 Cell</b>   |   |              |        |          |            |    |    |    |    |    |   |
|  ATW-SW4-2EP3GAVX-2U6T8S33I-UNV-EB81-U | 2 U-LAMP, 2'X2' AIR SUPPLY PARABOLIC W/VANES, 9 CELL SEMI SPECULAR/LOW IRIDESCENT HAZE 3" LOUVER, ELECTRONIC BALLAST, T8, CHICAGO PLENUM APPROVED                       | 623961053474 | 16.47  | 1        | 32         |    | •  |    |    |    |   |
| ATW-SW4-2EP3GAVX-2U6T8S33I-UNV-ER81-U  | 2 U-LAMP, 2'X2' AIR SUPPLY PARABOLIC W/VANES, 9 CELL SEMI SPECULAR/LOW IRIDESCENT HAZE 3" LOUVER, ELECTRONIC PROGRAM START BALLAST, T8, CHICAGO PLENUM APPROVED         | 080083620906 | 16.47  | 1        | 32         |    | •  |    |    |    |   |

★ Indicates ARRA Eligible Product, ✓ Indicates Off the Shelf Product, E Indicates EISA Compliant Pulse Start Products

Please reference the Cooper Lighting Stock Guide Terms and Conditions page. Pictures are a representation of product categories and may not illustrate the exact skus listed. Product information is subject to change without notice. Consult factory representative for additional information and inventory details. Visit [www.cooperlighting.com](http://www.cooperlighting.com) for more product information.

| CATALOG NUMBER   | DESCRIPTION  | UPC CODE     | WEIGHT | CASE QTY | PALLET QTY | NJ | IL | TX | CA | GA |
|--|--|--------------|--------|----------|------------|----|----|----|----|----|
|  | <b>Chicago Approved - 2'x4' 18 Cell</b><br>ATW-SW4-2EP3GAVX-332S36I-UNV-ER81-U 3 LAMP, 2'X4' AIR SUPPLY PARABOLIC W/VANES, 18 CELL SEMI SPECULAR/LOW IRIDESCENT HAZE 3" LOUVER, CEE LISTED ELECTRONIC BALLAST, T8, CHICAGO PLENUM APPROVED | 080083620890 | 28.26  | 1        | 16         | •  |    |    |    |    |

**Parabolic Surface High Performance**

**Standard 3" Parabolic**

|                  |   |              |     |   |    |  |  |  |   |  |
|------------------|---|--------------|-----|---|----|--|--|--|---|--|
| EP3X-S36I-24-C-U | REPLACEMENT LOUVER, 2EP3, 18 CELL, SEMI-SPECULAR, 2'X4' | 662401644490 | 6.2 | 1 | 20 |  |  |  | • |  |
|------------------|---|--------------|-----|---|----|--|--|--|---|--|

**2'x4'**

|                           |  |              |      |   |    |   |  |   |   |   |
|---------------------------|--|--------------|------|---|----|---|--|---|---|---|
| 2EP3MX-332S36I-UNV-EB81-U | 3 LAMP, 2'X4', SURFACE PARABOLIC, 18 CELL, SEMI-SPECULAR/LOW IRIDESCENT HAZE LOUVER, CEE LISTED ELECTRONIC BALLAST, T8 | 662401671267 | 40.2 | 1 | 14 | • |  | • | • | ★ |
|---------------------------|--|--------------|------|---|----|---|--|---|---|---|

**Advanced Retrofit Kit Technology (ART)**

**Architectural Kits - ARCHOS**



|  |  |              |     |   |    |  |  |  |   |   |
|--|--|--------------|-----|---|----|--|--|--|---|---|
| <b>2'x2' Architectural</b><br>ART-2ARC-217L-UNV-EB81-U | ARCHOS 2' X 2' RETROFIT KIT, 2-LAMP, DIRECT DUAL LENS ARCHITECTURAL DOOR WITH WHITE REFLECTOR, PRE-WIRED AND ASSEMBLED TO CEE LISTED BALLAST, READY-SET QUICK INSTALL FEATURE, UNIT PACK | 080083590742 | 9.4 | 1 | 40 |  |  |  | • | ✓ |
|--|--|--------------|-----|---|----|--|--|--|---|---|



|  |  |              |      |   |    |   |  |  |   |   |   |
|--|--|--------------|------|---|----|---|--|--|---|---|---|
| <b>2'x4' Architectural</b><br>ART-2ARC-232L-UNV-HB81-U | ARCHOS 2' X 4' RETROFIT KIT, 2-LAMP, DIRECT DUAL LENS ARCHITECTURAL DOOR WITH WHITE REFLECTOR, PRE-WIRED AND ASSEMBLED CEE LISTED HIGH PERFORMANCE BALLAST, READY-SET QUICK INSTALL FEATURE, UNIT PACK | 080083609888 | 14.4 | 1 | 20 | • |  |  | • | • | ✓ |
|--|--|--------------|------|---|----|---|--|--|---|---|---|


**Troffer / Parabolic Kits**




|  |   |              |      |    |     |   |   |  |   |   |   |
|--|---|--------------|------|----|-----|---|---|--|---|---|---|
| <b>2'x2' Commercial</b><br>ART-2CRK-217-W-NB-EB8-10B | COMMERCIAL 2' X 2' RETROFIT KIT, 2-LAMP, WHITE REFLECTOR, PRE-WIRED INSTANT START SOCKETS, PRE-ASSEMBLED COMPONENTS, NO BALLAST, BULK-PACK - 1 CARTON EACH: 10 ELECTRICAL & 10 REFLECTOR ASSEMBLIES | 080083605699 | 18.2 | 10 | 360 | • | • |  | • | • | ✓ |
| ART-2CRK-217-W-NB-ER8-10B                            | COMMERCIAL 2' X 2', RETROFIT KIT, 2-LAMP, WHITE REFLECTOR, PRE-WIRED RAPID START SOCKETS, PRE-ASSEMBLED COMPONENTS, NO BALLAST, BULK-PACK - 1 CARTON EACH: 10 ELECTRICAL & 10 REFLECTOR ASSEMBLIES  | 080083611195 | 18.2 | 10 | 360 |   |   |  | • |   | ✓ |
| ART-2CRK-217-W-UNV-EB81-10B                          | COMMERCIAL 2' X 2' RETROFIT KIT, 2-LAMP, WHITE REFLECTOR, PRE-WIRED INSTANT START SOCKETS TO CEE LISTED BALLAST, BULK-PACK - 1 CARTON EACH: 10 ELECTRICAL & 10 REFLECTOR ASSEMBLIES                 | 080083611010 | 30.2 | 10 | 360 | • |   |  | • | • | ✓ |
| ART-2CRK-217-W-UNV-EB81-U                            | COMMERCIAL 2' X 2' RETROFIT KIT, 2-LAMP, WHITE REFLECTOR, PRE-WIRED INSTANT START SOCKETS TO CEE LISTED BALLAST, UNIT PACK  | 080083590728 | 3.8  | 1  | 40  | • |   |  | • | • | ✓ |

★ Indicates ARRA Eligible Product, ✓ Indicates Off the Shelf Product, **E** Indicates EISA Compliant Pulse Start Products



Please reference the Cooper Lighting Stock Guide Terms and Conditions page. Pictures are a representation of product categories and may not illustrate the exact skus listed. Product information is subject to change without notice. Consult factory representative for additional information and inventory details. Visit [www.cooperlighting.com](http://www.cooperlighting.com) for more product information.

| CATALOG NUMBER   | DESCRIPTION   | UPC CODE  | WEIGHT       | CASE QTY | PALLET |    |    |    |    |   |    |
|--|---|---|--------------|----------|--------|----|----|----|----|---|----|
|  |   |   |              |          | QTY    | NJ | IL | TX | CA |   | GA |
|  | <b>2'x4' Commercial</b>   |   |              |          |        |    |    |    |    |   |    |
|  | ART-2CRK-232-W-NB-EB8-10B   | COMMERCIAL 2' X 4' RETROFIT KIT, 2-LAMP, WHITE REFLECTOR, PRE-WIRED INSTANT START SOCKETS, PRE-ASSEMBLED COMPONENTS, NO BALLAST, BULK-PACK - 1 CARTON EACH: 10 ELECTRICAL & 10 REFLECTOR ASSEMBLIES | 080083611027 | 29.2     | 10     | 60 | •  | •  | •  | • | ✓  |
|  | ART-2CRK-232-W-NB-ER8-10B   | COMMERCIAL 2' X 4' RETROFIT KIT, 2-LAMP, WHITE REFLECTOR, PRE-WIRED RAPID START SOCKETS, PRE-ASSEMBLED COMPONENTS, NO BALLAST, BULK-PACK - 1 CARTON EACH: 10 ELECTRICAL & 10 REFLECTOR ASSEMBLIES   | 080083611201 | 29.2     | 10     | 60 |    |    |    | • | ✓  |
|  | ART-2CRK-232-W-UNV-EB81-10B   | COMMERCIAL 2' X 4' RETROFIT KIT, 2-LAMP, WHITE REFLECTOR, PRE-WIRED INSTANT START SOCKETS TO CEE LISTED BALLAST, BULK-PACK - 1 CARTON EACH: 10 ELECTRICAL & 10 REFLECTOR ASSEMBLIES                 | 080083611003 | 41.2     | 10     | 60 | •  | •  | •  | • | ✓  |
|  | ART-2CRK-232-W-UNV-EB81-U   | COMMERCIAL 2' X 4' RETROFIT KIT, 2-LAMP, WHITE REFLECTOR, PRE-WIRED INSTANT START SOCKETS TO CEE LISTED BALLAST, UNIT PACK  | 080083590711 | 7.2      | 1      | 20 | •  |    |    | • | ✓  |
| ART-2CRK-232-W-UNV-ER81-10B  | COMMERCIAL 2' X 4' RETROFIT KIT, 2-LAMP, WHITE REFLECTOR, PRE-WIRED RAPID START SOCKETS TO CEE LISTED BALLAST, BULK-PACK - 1 CARTON EACH: 10 ELECTRICAL & 10 REFLECTOR ASSEMBLIES | 080083611034  | 41.2         | 10       | 60     | •  | •  | •  | •  | ✓ |    |

**Architectural Kits - CRUZE**

|  |  |              |      |   |    |  |  |  |   |   |
|--|--|--------------|------|---|----|--|--|--|---|---|
|  | <b>2'x4' Architectural</b>   |              |      |   |    |  |  |  |   |   |
| ART-2CRZ-232L-UNV-HB81-U   | CRUZE 2' X 4' RETROFIT KIT, 2-LAMP, DIRECT/INDIRECT CENTER BASKET LENS DOOR AND WHITE REFLECTOR, PRE-WIRED AND ASSEMBLED CEE LISTED HIGH PERFORMANCE BALLAST, READY-SET QUICK INSTALL FEATURE, UNIT PACK | 080083609895 | 14.4 | 1 | 20 |  |  |  | • | ✓ |

**Optica Kits**






|  |  |   |              |     |    |    |  |  |   |   |
|--|--|---|--------------|-----|----|----|--|--|---|---|
|   | <b>2'x2' High Performance - 6 Cell</b>   |   |              |     |    |    |  |  |   |   |
|  | ART-2OP-217-UNV-HB81-U   | OPTICAHP 2' X 2' RETROFIT KIT, 2-LAMP, 6-CELL FACETED STRAIGHT BLADE DOOR WITH WHITE REFLECTOR, PRE-WIRED AND ASSEMBLED CEE LISTED HIGH PERFORMANCE BALLAST, READY-SET QUICK INSTALL FEATURE, UNIT PACK | 080083608355 | 9.4 | 1  | 40 |  |  |   | • |
|  | <b>2'x4' High Performance - 12 Cell</b>  |   |              |     |    |    |  |  |   |   |
| ART-2OP-232-UNV-HB81-U   | OPTICAHP 2' X 4' RETROFIT KIT, 2-LAMP, 12-CELL FACETED STRAIGHT BLADE DOOR WITH WHITE REFLECTOR, PRE-WIRED AND ASSEMBLED CEE LISTED HIGH PERFORMANCE BALLAST, READY-SET QUICK INSTALL FEATURE, UNIT PACK | 080083608348  | 14.4         | 1   | 20 | •  |  |  | • | ✓ |

**Strip**



**Commercial Strip**

|  |   |              |     |   |     |   |  |  |   |  |
|--|---|--------------|-----|---|-----|---|--|--|---|--|
|  | <b>2' - T8</b>  |              |     |   |     |   |  |  |   |  |
| SSF-217-UNV-EB81-U   | 2 LAMP, 2' STANDARD STRIP, CEE LISTED ELECTRONIC BALLAST, T8, FLIP-UP SOCKETS | 080083519613 | 5.4 | 1 | 180 |   |  |  | • |  |
|  | <b>3' - T8</b>  |              |     |   |     |   |  |  |   |  |
| SSF-225-UNV-EB81-U   | 2 LAMP, 3' STANDARD STRIP, CEE LISTED ELECTRONIC BALLAST, T8, FLIP-UP SOCKETS | 080083519521 | 7.6 | 1 | 90  | • |  |  | • |  |









| CATALOG NUMBER   | DESCRIPTION                              | UPC CODE  | WEIGHT       | CASE QTY | PALLET QTY | NJ IL TX CA GA |   |   |   |   |     |
|--|--|---|--------------|----------|------------|----------------|---|---|---|---|-----|
|  |  |   |              |          |            |                |   |   |   |   |     |
|    | <b>4' - T8</b><br>SSF-132-UNV-EB81-U     | 1 LAMP, 4' STANDARD STRIP, CEE LISTED ELECTRONIC BALLAST, T8, FLIP-UP SOCKETS                       | 080083519637 | 5.4      | 1          | 90             |   |   | • | • | •   |
|  | SSF-232-UNV-EB81-U                       | 2 LAMP, 4' STANDARD STRIP, CEE LISTED ELECTRONIC BALLAST, T8, FLIP-UP SOCKETS                       | 080083519590 | 5.4      | 1          | 90             | • | • | • | • | •   |
|  | SSF-232-UNV-EB81/PLUS-U                  | 2 LAMP, 4' STANDARD STRIP, T8 INSTANT START CEE LISTED HBF, FLIP-UP SOCKETS                         | 080083571819 | 5.4      | 1          | 90             |   |   |   |   | •   |
|  | SSF-232-UNV-EB81-6B                      | 2 LAMP, 4' STANDARD STRIP, UNIVERSAL INSTANT START ELECTRONIC BALLAST, T8, FLIP-UP SOCKETS - 6 PACK | 080083519507 | 5.4      | 6          | 180            |   |   |   |   | •   |
|  | SSF-232-UNV-ER81-U                       | 2 LAMP, 4' STANDARD STRIP, UNIVERSAL PROGRAM RAPID START ELECTRONIC BALLAST, T8, FLIP-UP SOCKETS    | 080083620845 | 5.4      | 1          | 90             |   | • |   |   |     |
|    | <b>4' - T5HO</b><br>SSF-254T5-UNV-EBT1-U | 2 LAMP, 4' STANDARD STRIP, UNIVERSAL PROGRAM RAPID START ELECTRONIC BALLAST, T5HO, FLIP-UP SOCKETS  | 080083552511 | 5.4      | 1          | 90             |   |   | • |   |     |
|    | <b>4' - T12</b><br>SSF-248HO-120V-EB21-U | 2 LAMP, 4' HIGH OUTPUT STANDARD STRIP, ELECTRONIC T12, FLIP-UP SOCKETS                              | 080083519491 | 12       | 1          | 90             |   |   |   |   | •   |
|    | <b>8' - T8</b><br>SSF-296-UNV-EB81-U     | 2 LAMP, 8' STANDARD STRIP, ELECTRONIC BALLAST, T8, FLIP-UP SOCKETS                                  | 080083519569 | 12       | 1          | 81             |   | • | • | • | •   |
|  | 8TSSF-132-UNV-EB81-U                     | 2 LAMP, TANDEM 8' STANDARD STRIP, CEE LISTED ELECTRONIC BALLAST, T8, FLIP-UP SOCKETS                | 080083519729 | 11.4     | 1          | 72             |   |   | • |   | •   |
|  | 8TSSF-232-UNV-EB81-U                     | 4 LAMP, TANDEM 8' STANDARD STRIP, CEE LISTED ELECTRONIC BALLAST, T8, FLIP-UP SOCKETS                | 080083519682 | 11.4     | 1          | 72             | • | • | • | • | •   |
|  | 8TSSF-232-UNV-EB81/PLUS-U                | 4 LAMP, TANDEM 8' STANDARD STRIP, T8 INSTANT START CEE LISTED HBF, FLIP-UP SOCKETS                  | 080083542048 | 11.4     | 1          | 72             |   | • |   |   | •   |
|  | 8TSSF-232-UNV-ER81-U                     | 4 LAMP, 8' STANDARD STRIP, UNIVERSAL PROGRAM RAPID START ELECTRONIC BALLAST, T8, FLIP-UP SOCKETS    | 080083620852 | 11.4     | 1          | 72             |   | • |   |   |     |
|  | 8TSSF-232-UNV-EB81-4B                    | 4 LAMP, 8' STANDARD STRIP, UNIVERSAL INSTANT START ELECTRONIC BALLAST, T8, FLIP-UP SOCKETS - 4 PACK | 080083519699 | 16.05    | 4          | 80             |   |   |   |   | •   |
|  | <b>8' - T12</b><br>SSF-296HO-120V-EB21-U | 2 LAMP, 8' HIGH OUTPUT STANDARD STRIP, ELECTRONIC BALLAST, T12, FLIP-UP SOCKETS                     | 080083521395 | 12       | 1          | 72             | • | • | • | • | •   |
|  | SSF-296-120V-EB21-U                      | 2 LAMP, 8' STANDARD STRIP, ELECTRONIC BALLAST, T12, FLIP-UP SOCKETS                                 | 080083519279 | 12       | 1          | 72             | • | • |   |   | •   |
| <b>Accessory</b>   |  |   |              |          |            |                |   |   |   |   |     |
|  | GRP-SSF-U                                | GRIPPER FOR USE W/SSF, IAF & ICF SERIES EXCEPT IA/IC - HO SERIES                                    | 080083519262 | 0.4      | 50         | 2000           |   |   |   |   | •   |
|  | SSF-ASY-4-B                              | ASYMMETRIC REFLECTOR FOR SSF STRIPS (4')  | 080083519187 | 2.1      | 15         | 450            |   |   |   |   | • ★ |
|  | WG/SSF-4FT-B                             | 4' WHITE WIRE GUARD FOR USE W/SSF SERIES ONLY   | 662400106647 | 1.7      | 24         | 192            | • | • | • | • | •   |
|  | 1/4-TN-FSTN-U                            | 1/4 TURN FASTENER   | 662400106876 | 0.06     | 300        | 48000          |   |   |   |   | • ★ |

**Commercial Narrow Strip**

|  |  |   |              |     |   |     |   |   |   |   |   |
|--|--|---|--------------|-----|---|-----|---|---|---|---|---|
|  | <b>18" - T12</b><br>SNF-115-LTS-120V-U | 1 LAMP, 18" NARROW STRIP, LOW TRIGGER START BALLAST, T12, FLIP-UP SOCKETS   | 080083519842 | 3.6 | 1 | 168 |   |   |   |   | • |
|  | <b>2' - T8</b><br>SNF-117-UNV-EB81-U   | 1 LAMP, 2' NARROW STRIP, CEE LISTED ELECTRONIC BALLAST, T8, FLIP-UP SOCKETS | 080083519897 | 4.2 | 1 | 168 | • | • |   | • | • |
|  | SNF-217-UNV-EB81-U                     | 2 LAMP, 2' NARROW STRIP, CEE LISTED ELECTRONIC BALLAST, T8, FLIP-UP SOCKETS | 080083519774 | 4.2 | 1 | 168 |   |   | • |   |   |

★ Indicates ARRA Eligible Product,   **Off The Shelf**   **E** Indicates EISA Compliant Pulse Start Products

Please reference the Cooper Lighting Stock Guide Terms and Conditions page. Pictures are a representation of product categories and may not illustrate the exact skus listed. Product information is subject to change without notice. Consult factory representative for additional information and inventory details. Visit [www.cooperlighting.com](http://www.cooperlighting.com) for more product information.

| CATALOG NUMBER  | DESCRIPTION  | UPC CODE     | WEIGHT | CASE |     | PALLET |    |    |    |    |
|---|--|--------------|--------|------|-----|--------|----|----|----|----|
|   |  |              |        | QTY  | QTY | NJ     | IL | TX | CA | GA |
|   | <b>3' - T8</b><br>SNF-125-UNV-EB81-U      1 LAMP, 3' NARROW STRIP, CEE LISTED ELECTRONIC BALLAST, T8, FLIP-UP SOCKETS          | 080083519873 | 4.2    | 1    | 84  | •      | •  | •  | •  | •  |
|   | <b>4' - T8</b><br>SNF-132-UNV-EB81-U      1 LAMP, 4' NARROW STRIP, CEE LISTED ELECTRONIC BALLAST, T8, FLIP-UP SOCKETS          | 080083519859 | 4.83   | 1    | 288 | •      | •  | •  | •  | •  |
|   | SNF-232-UNV-EB81-U      2 LAMP, 3' NARROW STRIP, CEE LISTED ELECTRONIC BALLAST, T8, FLIP-UP SOCKETS                            | 080083519750 | 7.59   | 1    | 84  | •      | •  | •  | •  | •  |
|   | SNF-232-UNV-ER81-U      2 LAMP, 4' NARROW STRIP, PROGRAM RAPID START ELECTRONIC BALLAST, T8, FLIP-UP SOCKETS                   | 080083580323 | 7.59   | 1    | 84  | •      | •  | •  | •  | •  |
|   | <b>8' - T8</b><br>8TSNF-132-UNV-EB81-U      2 LAMP, TANDEM 8' NARROW STRIP, CEE LISTED ELECTRONIC BALLAST, T8, FLIP-UP SOCKETS | 080083519927 | 11.4   | 1    | 126 | •      | •  | •  | •  | •  |
|   | 8TSNF-232-UNV-ER81-U      4 LAMP, 8' NARROW STRIP, UNIVERSAL PROGRAM RAPID START ELECTRONIC BALLAST, T8, FLIP-UP SOCKETS       | 080083562084 | 9.12   | 1    | 126 | •      | •  | •  | •  | •  |
|   | <b>2' - T12</b><br>SNF-120-LTS-120V-U      1 LAMP, 2' NARROW STRIP, MAGNETIC BALLAST, T12, FLIP-UP SOCKETS                     | 080083519835 | 4.2    | 1    | 168 | •      | •  | •  | •  | •  |
|   | <b>3' - T12</b><br>SNF-130-LRS-120V-U      1 LAMP, 3' NARROW STRIP, MAGNETIC BALLAST, T12, FLIP-UP SOCKETS                     | 080083519811 | 4.2    | 1    | 84  | •      | •  | •  | •  | •  |
|  | <b>4' - T12</b><br>SNF-140-LRS-120V-U      1 LAMP, 4' NARROW STRIP, MAGNETIC BALLAST, T12, FLIP-UP SOCKETS                     | 080083519781 | 7.9    | 1    | 84  | •      | •  | •  | •  | •  |



**Accessory**

|              |   |              |     |    |     |   |   |   |   |   |
|--------------|---|--------------|-----|----|-----|---|---|---|---|---|
| WG/SNF-4FT-B | 4' WHITE WIRE GUARD FOR USE W/SNF SERIES ONLY | 662400106630 | 1.2 | 30 | 240 | • | • | • | • | • |
|--------------|---|--------------|-----|----|-----|---|---|---|---|---|

**Residential Commercial Narrow Strip**

|                                       |   |              |      |   |     |   |   |   |   |   |
|---------------------------------------|---|--------------|------|---|-----|---|---|---|---|---|
| <b>4' - T8</b><br>SNF-232-120V-REB1-U | 2 LAMP, 4' NARROW STRIP, 120V ELECTRONIC BALLAST, T8, FLIP-UP SOCKETS | 080083526499 | 7.59 | 1 | 112 | • | • | • | • | • |
|---------------------------------------|---|--------------|------|---|-----|---|---|---|---|---|

**Staggered Strip**






|  |  |              |      |   |    |   |   |   |   |   |   |
|--|--|--------------|------|---|----|---|---|---|---|---|---|
|  | <b>3'</b><br>SSL-225-UNV-EB81-U      2 LAMP, 3' STAGGERED STRIP, CEE LISTED ELECTRONIC BALLAST, T8 | 662401715138 | 7.91 | 1 | 90 | • | • | • | • | • | ★ |
|  | <b>4'</b><br>SSL-232-UNV-EB81-U      2 LAMP, 4' STAGGERED STRIP, CEE LISTED ELECTRONIC BALLAST, T8 | 662401715114 | 7.91 | 1 | 90 | • | • | • | • | • | ★ |

**Accessory**

|                                     |                                       |              |     |    |      |   |   |   |   |   |   |   |
|-------------------------------------|---------------------------------------|--------------|-----|----|------|---|---|---|---|---|---|---|
| <b>Accessory</b><br>AYC-CHAIN/SET-U | (2) V HOOKS & 36" CHAIN SET W/S HOOKS | 080083545704 | 0.5 | 24 | 2400 | • | • | • | • | • | ★ | ☑ |
|-------------------------------------|---------------------------------------|--------------|-----|----|------|---|---|---|---|---|---|---|

★ Indicates ARRA Eligible Product, ☑ Indicates Off the Shelf Product, **E** Indicates EISA Compliant Pulse Start Products

Please reference the Cooper Lighting Stock Guide Terms and Conditions page. Pictures are a representation of product categories and may not illustrate the exact skus listed. Product information is subject to change without notice. Consult factory representative for additional information and inventory details. Visit [www.cooperlighting.com](http://www.cooperlighting.com) for more product information.

| CATALOG NUMBER   | DESCRIPTION   | UPC CODE     | WEIGHT | CASE QTY | PALLET QTY | NJ | IL | TX | CA | GA |
|--|---|--------------|--------|----------|------------|----|----|----|----|----|
| <b>Industrial</b>  |   |              |        |          |            |    |    |    |    |    |
| <b>F-Bay I5</b>  |   |              |        |          |            |    |    |    |    |    |
|    | <b>3 Lamp</b>   |              |        |          |            |    |    |    |    |    |
| I5355  | 3 LAMP, 54W T5HO PROGRAM RAPID START ELECTRONIC BALLAST WITHIN BLADE WHITE BAFFLE, TOP CONNECTOR PLATE, UP-LIGHT, W/850 LAMPS INSTALLED | 623961744563 | 27.5   | 1        | 21         | •  |    |    |    |    |
|    | <b>4 Lamp</b>   |              |        |          |            |    |    |    |    |    |
| I5447HT5-UPL-L5  | 4 LAMP, 47W T5HO PROGRAM RAPID START ELECTRONIC BALLAST, UPLIGHT, W/850 LAMPS   | 080083587438 | 27.5   | 1        | 28         |    |    | •  | •  |    |
| I5447HT5-UPL-L5-MS   | 4 LAMP, 47W T5HO PROGRAM RAPID START ELECTRONIC BALLAST, UPLIGHT, W/850 LAMPS, MOTION SENSOR  | 080083587421 | 27.5   | 1        | 25         |    |    | •  |    |    |
| I5454HT5-UPL-L5  | 4 LAMP, 54W T5HO PROGRAM RAPID START ELECTRONIC BALLAST, UPLIGHT, W/850 LAMPS   | 623961832376 | 27.5   | 1        | 24         |    |    | •  | •  | ✓  |
| I5454HT5-UPL-L5-MS   | 4 LAMP, 54W T5HO PROGRAM RAPID START ELECTRONIC BALLAST, UPLIGHT, W/850 LAMPS, MOTION SENSOR  | 623961832390 | 27.5   | 1        | 24         |    |    | •  |    | ✓  |
|    | <b>6 Lamp</b>   |              |        |          |            |    |    |    |    |    |
| 8I5355   | TANDEM 8', 3 LAMP, 54W T5HO PROGRAM RAPID START ELECTRONIC BALLAST WITHIN BLADE WHITE BAFFLE TOP CONNECTOR PLATE, UP-LIGHT, 850 LAMPS   | 623961744259 | 27.5   | 1        | 28         |    |    |    | •  |    |
| 8TI5354HT5-UPL-L5  | TANDEM 8', 3 LAMP, 54W T5HO PROGRAM RAPID START ELECTRONIC BALLAST, UP-LIGHT, 850 LAMPS   | 623961832437 | 27.5   | 1        | 28         |    |    | •  |    |    |
| <b>F-Bay HBI</b>   |   |              |        |          |            |    |    |    |    |    |
|   | <b>4 Lamp</b>   |              |        |          |            |    |    |    |    |    |
| HBI454HT5-UPL  | (4) 54W T5HO PROGRAM START, 120-277V, UPLIGHT, HIGH TEMP BALLAST, V-HANGERS PROVIDED  | 080083535378 | 17.5   | 1        | 20         |    |    | •  |    | ✓  |
| HBI454HT5-UPL-L5   | (4) 54W T5HO PROGRAM START, 120-277V, UPLIGHT, HIGH TEMP BALLAST, 5000K LAMPS, V-HANGERS PROVIDED                                       | 080083535385 | 17.5   | 1        | 20         | •  | •  |    | •  | ✓  |
| HBI454HT5  | (4) 54W T5HO PROGRAM START, 120-277V, HIGH TEMP BALLAST, V-HANGERS PROVIDED   | 080083563692 | 17.5   | 1        | 20         | •  | •  |    |    |    |
| HBI447HT5-UPL-L5   | (4) 47W T5HO PROGRAM START, 120-277V, UPLIGHT, HIGH TEMP BALLAST, 5000K LAMPS, V-HANGERS PROVIDED                                       | 080083587384 | 17.5   | 1        | 20         | •  |    | •  | •  | ✓  |
|  | <b>6 Lamp</b>   |              |        |          |            |    |    |    |    |    |
| HBI632   | (6) 32W, T8 INSTANT START CEE LISTED HBF, 120-277V, V-HANGERS PROVIDED  | 080083535408 | 17.5   | 1        | 20         | •  |    |    | •  | ✓  |
| HBI632-UPL   | (6) 32W, T8 INSTANT START CEE LISTED HBF, 120-277V, UPLIGHT, V-HANGERS PROVIDED   | 080083535415 | 17.5   | 1        | 20         |    |    | •  |    | ✓  |
| HBI632-UPL-L5  | (6) 32W, T8 INSTANT START CEE LISTED HBF, 120-277V, UPLIGHT, LAMPS, 85CRI, 5000K, V-HANGERS PROVIDED                                    | 080083534838 | 17.5   | 1        | 20         |    |    |    | •  | ✓  |
| HBI654HT5-UPL  | (6) 54W T5HO PROGRAM START, 120-277V, UPLIGHT, HIGH TEMP BALLAST, V-HANGERS PROVIDED  | 080083535354 | 17.5   | 1        | 20         |    |    | •  | •  | ✓  |
| HBI654HT5-UPL-L5   | (6) 54W T5HO PROGRAM START, 120-277V, UPLIGHT, HIGH TEMP BALLAST, 5000K LAMPS, V-HANGERS PROVIDED                                       | 080083535361 | 21.5   | 1        | 20         | •  | •  | •  | •  | ✓  |
| HBI654HT5  | (6) 54W T5HO PROGRAM START, 120-277V, HIGH TEMP BALLAST, V-HANGERS PROVIDED   | 080083547708 | 17.5   | 1        | 20         | •  | •  |    |    |    |
| HBI647HT5-UPL-L5   | (6) 47W T5HO PROGRAM START, 120-277V, UPLIGHT, HIGH TEMP BALLAST, 5000K LAMPS, V-HANGERS PROVIDED                                       | 080083587377 | 21.5   | 1        | 20         | •  |    | •  | •  | ✓  |
| <b>F-Bay HBI Accessory</b>   |   |              |        |          |            |    |    |    |    |    |

★ Indicates ARRA Eligible Product, ✓ Indicates Off the Shelf Product, E Indicates EISA Compliant Pulse Start Products

Please reference the Cooper Lighting Stock Guide Terms and Conditions page. Pictures are a representation of product categories and may not illustrate the exact skus listed. Product information is subject to change without notice. Consult factory representative for additional information and inventory details. Visit [www.cooperlighting.com](http://www.cooperlighting.com) for more product information.

| CATALOG NUMBER     | DESCRIPTION  | UPC CODE     | WEIGHT | CASE QTY | PALLET |    |    |    |    |    |
|--------------------|--|--------------|--------|----------|--------|----|----|----|----|----|
|                    |  |              |        |          | QTY    | NJ | IL | TX | CA | GA |
| <b>Accessory</b>   |  |              |        |          |        |    |    |    |    |    |
| HBI-FRM/CL PK      | HBI DOORFRAME WITH CLEAR LENS  | 080083545865 | 7.25   | 4        | 96     |    | •  |    | •  | •  |
| HBI-FRM/LENS PK    | HBI DOORFRAME WITH PRISMATIC LENS                                    | 080083545872 | 7.25   | 4        | 72     | •  |    |    |    | •  |
| HBI-FRM/LENS/WG PK | HBI DOORFRAME, PRISMATIC LENS AND WIREGUARD                          | 080083545889 | 7.25   | 4        | 72     |    |    |    |    | •  |
| HBAYC-CHAIN/SET-U  | (2) HOOK-STYLE V-HANGERS, 36" CHAIN & (2) S-HOOKS (HBI AND HBL ONLY) | 080083575756 | 0.45   | 24       | 1440   |    |    |    | •  | •  |
| HB-SPM             | SINGLE MONOPOINT HANGING KIT WITH HUB (HBI ONLY)                     | 623961956218 | 2.7    | 1        | 630    | •  | •  |    | •  | •  |
| Y-TOGGLE-10        | MOUNTING TOGGLE & 10' #2 CABLE                                       | 623961528552 | 0.18   | 80       | 7680   |    | •  |    | •  | •  |
| SWG/HBI-4FT-B      | HEAVY DUTY WIREGUARD FOR HBI   | 080083545964 | 4      | 6        | 72     | •  | •  | •  | •  | •  |
| HBI-FRM/WG PK      | WIREGUARD FOR HBI  | 080083545896 | 7.25   | 4        | 72     |    |    |    |    | •  |

**F-Bay HBL**



**4 Lamp**

|                  |  |              |      |   |    |   |   |   |   |   |
|------------------|--|--------------|------|---|----|---|---|---|---|---|
| HBL432           | (4) 32W, T8 INSTANT START CEE LISTED HBF BALLAST, 120-277V, V-HANGERS                              | 080083563272 | 17.5 | 1 | 34 | • | • |   |   |   |
| HBL447HT5-UPL-L5 | (4) 47W T5HO PROGRAM START BALLAST, 120-277V, UPLIGHT, HIGH TEMP BALLAST W/ 5000K LAMPS, V-HANGERS | 080083587407 | 17.5 | 1 | 34 |   | • |   | • | • |
| HBL454T5-UPL-L5  | (4) 54W T5HO PROGRAM START BALLAST, 120-277V, UPLIGHT, W/ 5000K LAMPS, V-HANGERS                   | 623961039829 | 17.5 | 1 | 34 |   |   | • |   | • |
| HBL454T5         | (4) 54W T5HO PROGRAM START BALLAST, 120-277V V-HANGERS   | 080083535491 | 17.5 | 1 | 34 | • | • |   |   |   |
| HBL454T5-UPL     | (4) 54W T5HO PROGRAM START BALLAST, 120-277V, UPLIGHT, V-HANGERS                                   | 080083571215 | 17.5 | 1 | 34 |   |   |   | • |   |



**6 Lamp**



|                  |  |              |      |   |    |   |   |   |   |   |
|------------------|--|--------------|------|---|----|---|---|---|---|---|
| HBL632           | (6) 32W, T8 INSTANT START CEE LISTED HBF BALLAST, 120-277V, V-HANGERS                          | 080083547760 | 17.5 | 1 | 34 | • | • |   |   |   |
| HBL632-UPL-L5    | (6) 32W, T8 INSTANT START CEE LISTED HBF BALLAST, 120-277V, UPLIGHT, W/ 5000K LAMPS, V-HANGERS | 623961039812 | 17.5 | 1 | 34 |   |   | • | • | • |
| HBL647HT5-UPL-L5 | (6) 47W T5HO PROGRAM START, 120-277V, UPLIGHT, HIGH AMBIENT BALLAST, W/ 5000K LAMPS, V-HANGERS | 080083587391 | 17.5 | 1 | 34 |   | • |   | • | • |
| HBL654HT5-UPL-L5 | (6) 54W T5HO PROGRAM START, 120-277V, UPLIGHT, HIGH AMBIENT BALLAST, W/ 5000K LAMPS, V-HANGERS | 623961039850 | 17.5 | 1 | 34 |   | • | • | • | • |
| HBL654T5         | (6) 54W T5HO PROGRAM START BALLAST, 120-277V, UPLIGHT, V-HANGERS                               | 080083517718 | 17.5 | 1 | 34 | • | • |   |   |   |

**F-Bay HBL Accessory**


**Accessory**

|               |   |              |       |    |      |  |   |   |   |   |
|---------------|---|--------------|-------|----|------|--|---|---|---|---|
| HBL-SPM       | SINGLE MONOPOINT HANGING KIT WITH HUB (HBL ONLY)  | 623961956201 | 0.69  | 1  | 550  |  | • | • |   | • |
| MC6           | MODULAR CORD & PLUG, 6' LENGTH, USE WITH MP OPTION  | 623961368455 | 0.55  | 60 | 1620 |  | • |   |   | • |
| MMS           | MODULAR MOTION SENSOR, GREENGATE, 120 THRU 277V, AISLE (180-DEG) AND GENERAL COVERAGE (360-DEG) LENS INCLUDED | 623961344213 | 1.875 | 12 | 288  |  | • |   |   | • |
| MPC6-120      | MODULAR CORD & PLUG, 6FT, WITH 120V NEMA TWIST LOCK PLUG. USE WITH MP OPTION                                  | 623961368462 | 0.775 | 40 | 960  |  | • |   |   | • |
| MPC6-277      | MODULAR CORD & PLUG, 6FT, WITH 277V NEMA TWIST LOCK PLUG. USE WITH MP OPTION                                  | 623961368479 | 0.72  | 40 | 960  |  | • |   |   | • |
| MPC6-347      | MODULAR CORD & PLUG, 6FT, WITH 347V NEMA TWIST LOCK PLUG. USE WITH MP OPTION                                  | 623961368486 | 0.9   | 40 | 640  |  |   |   |   | • |
| WG/HBL6-4FT-B | 4FT WIREGUARD FOR HBL 4 OR 6 LAMP   | 080083521494 | 1.5   | 8  | 48   |  |   | • | • | • |


**Light Duty**

| CATALOG NUMBER   | DESCRIPTION           | UPC CODE  | WEIGHT       | CASE PALLET |     |       |    |    |    |    |
|--|-----------------------|---|--------------|-------------|-----|-------|----|----|----|----|
|  |                       |   |              | QTY         | QTY | NJ    | IL | TX | CA | GA |
| <b>IAF Series</b>  |                       |   |              |             |     |       |    |    |    |    |
|  | IAF-232-UNV-EB81-U    | 2 LAMP, 4' APERTURED UPLIGHT INDUSTRIAL, CEE LISTED ELECTRONIC BALLAST, T8, FLIP-UP SOCKETS           | 080083519392 | 10.55       | 1   | 60    | •  |    | •  | •  |
|  | IAF-232-UNV-ER81-U    | 2 LAMP, 4' APERTURED UPLIGHT INDUSTRIAL, CEE LISTED ELECTRONIC BALLAST, T8, FLIP-UP SOCKETS           | 080083616138 | 10.55       | 1   | 60    | •  |    |    |    |
|  | IAF-296HO-120V-EB21-U | 2 LAMP, 8' APERTURED UPLIGHT, INDUSTRIAL, HIGH OUTPUT, T12, ELECTRONIC BALLAST, 120V, FLIP-UP SOCKETS | 080083519316 | 33.09       | 1   | 48    | •  |    |    |    |
|  | IAF-296-UNV-EB81-U    | 2 LAMP, 8' APERTURED UPLIGHT, INDUSTRIAL, T12, ELECTRONIC BALLAST, UNV, FLIP-UP SOCKETS               | 080083519323 | 33.09       | 1   | 60    |    |    |    | •  |
|  | 8TIAF-232-UNV-EB81-U  | 4 LAMP, TANDEN 8' INDUSTRIAL APERTURED UPLIGHT, CEE LISTED ELECTRONIC BALLAST, T8, FLIP-UP SOCKETS    | 080083519453 | 22.4        | 1   | 60    | •  |    |    | •  |
|  | 8TIAF-232-UNV-ER81-U  | 4 LAMP, 8' APERTURED UPLIGHT INDUSTRIAL, CEE LISTED ELECTRONIC BALLAST, T8, FLIP-UP SOCKETS           | 080083613854 | 22.4        | 1   | 48    | •  |    |    |    |
| <b>ICF Series</b>  |                       |   |              |             |     |       |    |    |    |    |
|  | ICF-232-UNV-ER81-U    | 2 LAMP, 4' CLOSED UPLIGHT INDUSTRIAL, CEE LISTED ELECTRONIC BALLAST, T8, FLIP-UP SOCKETS              | 080083589814 | 10.55       | 1   | 48    | •  |    |    |    |
|  | ICF-254T5-UNV-EBT1-U  | 2 LAMP, 4' CLOSED UPLIGHT INDUSTRIAL, CEE LISTED ELECTRONIC BALLAST, T5HO, FLIP-UP SOCKETS            | 080083522798 | 10.55       | 1   | 48    |    | •  |    |    |
|  | ICF-232-UNV-EB81-U    | 2 LAMP, 4' INDUSTRIAL CLOSED TOP, CEE LISTED ELECTRONIC BALLAST, T8, FLIP-UP SOCKETS                  | 080083519361 | 10.55       | 1   | 60    | •  | •  | •  | •  |
|  | ICF-296HO-120V-EB21-U | 2 LAMP, 8' INDUSTRIAL CLOSED TOP, HIGH OUTPUT, ELECTRONIC BALLAST, T12, 120V, FLIP-UP SOCKETS         | 080083519309 | 33.09       | 1   | 48    | •  |    |    | •  |
|  | ICF-296-UNV-EB81-U    | 2 LAMP, 8' INDUSTRIAL CLOSED TOP, ELECTRONIC BALLAST, T8, 1UNV, FLIP-UP SOCKETS                       | 080083519330 | 33.09       | 1   | 60    |    |    |    | •  |
|  | ICF-296-120V-EB21-U   | 2 LAMP, 8' INDUSTRIAL CLOSED TOP, ELECTRONIC BALLAST, T12, 120V, FLIP-UP SOCKETS                      | 080083519217 | 33.09       | 1   | 60    | •  |    |    |    |
|  | 8TICF-232-UNV-EB81-U  | 4 LAMP, TANDEM 8' INDUSTRIAL CLOSED TOP, ELECTRONIC BALLAST, T8, FLIP-UP SOCKETS                      | 080083519439 | 22.4        | 1   | 60    | •  | •  | •  | •  |
|  | 8TICF-232-UNV-ER81-U  | 4 LAMP, 8' CLOSED UPLIGHT INDUSTRIAL, CEE LISTED ELECTRONIC BALLAST, T8, FLIP-UP SOCKETS              | 080083522170 | 22.4        | 1   | 48    | •  |    |    |    |
| <b>Accessory</b>   |                       |   |              |             |     |       |    |    |    |    |
|  | ICF-4FT-REFL-B        | WHITE 4' CLOSED TOP INDUSTRIAL REFLECTOR  | 080083519224 | 4.2         | 4   | 120   |    |    |    | •  |
|  | IAF/ICF-ALN-CP-U      | ALIGNER CLIP FOR IAF/ICF REFLECTOR  | 080083519248 | 0.4         | 24  | 12000 |    |    |    | •  |
|  | WG/ICF-4FT-B          | 4' WHITE WIRE GUARD FOR USE W/IAF & ICF SERIES ONLY   | 662400106623 | 0.9         | 12  | 288   | •  | •  | •  | •  |

**Heavy Duty**



|  |                    |  |              |      |   |    |   |  |  |   |
|--|--------------------|--|--------------|------|---|----|---|--|--|---|
| <b>2 Lamp 4'</b>   |                    |  |              |      |   |    |   |  |  |   |
|  | DMF-232-UNV-EB81-U | 2 LAMP, 4' HEAVY INDUSTRIAL, CEE LISTED ELECTRONIC BALLAST, T8 | 080083608003 | 13.5 | 1 | 90 | • |  |  | • |
| <b>4 Lamp 4'</b>   |                    |  |              |      |   |    |   |  |  |   |
|  | DMF-432-UNV-EB81-U | 4 LAMP, 4' HEAVY INDUSTRIAL, CEE LISTED ELECTRONIC BALLAST, T8 | 080083608010 | 5.4  | 1 | 30 | • |  |  |   |

**Vaportite VT Series**



|  |         |   |              |      |   |   |  |  |   |  |
|--|---------|---|--------------|------|---|---|--|--|---|--|
| <b>2 lamp</b>  |         |   |              |      |   |   |  |  |   |  |
|  | VT232RT | 2 LAMP, 48" 32W, UNIVERSAL INSTANT START ELECTRONIC BALLAST, T8 | 080083615469 | 0.01 | 0 | 0 |  |  | • |  |

★ Indicates ARRA Eligible Product,   **Off The Shelf**   **E** Indicates EISA Compliant Pulse Start Products

Please reference the Cooper Lighting Stock Guide Terms and Conditions page. Pictures are a representation of product categories and may not illustrate the exact skus listed. Product information is subject to change without notice. Consult factory representative for additional information and inventory details. Visit [www.cooperlighting.com](http://www.cooperlighting.com) for more product information.

| CATALOG NUMBER   | DESCRIPTION                | UPC CODE   | WEIGHT       | CASE QTY | PALLET QTY | NJ    | IL | TX | CA | GA |   |
|--|----------------------------|--|--------------|----------|------------|-------|----|----|----|----|---|
| <b>Vapor Tite</b>  |                            |  |              |          |            |       |    |    |    |    |   |
| <b>VT2 Vapor Tite</b>  |                            |  |              |          |            |       |    |    |    |    |   |
|  | <b>4'</b>                  |  |              |          |            |       |    |    |    |    |   |
|  | VT2-248HODR-120V-EB21-WL-U | 2 LAMP, 4' 48W HO VAPORTITE, HIGH IMPACT PRISMATIC LENS, ELECTRONIC T12 BALLAST, WET LOCATION                                  | 623961216091 | 24.9     | 1          | 30    |    |    |    | •  | ★ |
|  | VT2-254T5DR-UNV-EBT1-WL-U  | 2 LAMP, 4' VAPOR-TITE INDUSTRIAL, HIGH IMPACT PRISMATIC LENS, ELECTRONIC BALLAST, T5HO, SUITABLE FOR WET LOCATIONS             | 623961168826 | 13.2     | 1          | 35    |    |    |    | •  | ★ |
|  | <b>8'</b>                  |  |              |          |            |       |    |    |    |    |   |
|  | VT2-296DR-UNV-EB81-WL-U    | 2 LAMP, 8' VAPOR-TITE INDUSTRIAL, HIGH IMPACT PRISMATIC LENS, SLIMLINE ELECTRONIC BALLAST, T8, SUITABLE FOR WET LOCATIONS      | 623961014086 | 22.3     | 1          | 30    |    |    | •  |    |   |
|  | VT2-296DR-120V-EB81-WL-U   | 2 LAMP, 8' VAPOR-TITE INDUSTRIAL HIGH IMPACT PRISMATIC LENS, SLIMLINE ELECTRONIC BALLAST, T8, SUITABLE FOR WET LOCATIONS, 120V | 662400236290 | 24.2     | 1          | 30    |    |    |    | •  |   |
|  | VT2-296HODR-120V-EB21-WL-U | 2 LAMP, 8' 96W HO VAPORTITE, 120V, ELECTRONIC T12 BALLAST, WET LOCATION  | 662401552405 | 23.97    | 1          | 30    |    | •  |    | •  | ★ |
| <b>Accessory</b>   |                            |  |              |          |            |       |    |    |    |    |   |
|  | VT LATCH                   | VAPOR-TITE LATCHES   | 662400106685 | 0.01     | 1000       | 18000 |    |    |    | •  | ★ |
|  | VT2-CHAIN/SET-U            | VAPOR-TITE CHAIN MOUNTING KIT  | 080083565740 | 0.51     | 25         | 2100  |    |    |    | •  | ★ |
|  | VT2-4DR-U                  | 4' VAPOR-TITE REPLACEMENT LENS FOR VT2 SERIES  | 662400233237 | 3.9      | 1          | 35    |    | •  |    | •  |   |
|  | VT2-8DR-U                  | 8' VAPOR-TITE REPLACEMENT LENS FOR VT2 SERIES  | 662400233220 | 15       | 1          | 30    |    | •  |    | •  |   |

**VT3 Vapor Tite**

|  |                                  |   |              |       |    |      |  |   |   |   |   |
|--|----------------------------------|---|--------------|-------|----|------|--|---|---|---|---|
|   | <b>4'</b>                        |   |              |       |    |      |  |   |   |   |   |
|  | VT3-232DR-UNV-EB81/PLUS-WL-GT4-U | (2) 32W T8 INSTANT START CEE LISTED HPF BALLAST, 120-277V, WET LOCATION, GEAR TRAY PROVIDED WITH HOLES FOR M4 REFLECTOR ACCESSORY       | 623961996627 | 17.21 | 1  | 35   |  |   |   | • | ☑ |
|  | VT3-232DR-UNV-EB81-WL-GT4-U      | (2) 32W T8 INSTANT START CEE LISTED BALLAST, 120-277V, WET LOCATION, GEAR TRAY PROVIDED WITH HOLES FOR M4 REFLECTOR ACCESSORY           | 623961996689 | 10.2  | 1  | 35   |  | • | • | • | • |
|  | VT3-254T5DR-UNV-EHT1-WL-GT4-U    | (2) 54W T5 PROGRAM START BALLAST, 120-277V, HIGH AMBIENT, WET LOCATION, GEAR TRAY PROVIDED WITH HOLES FOR M4 REFLECTOR ACCESSORY        | 623961996702 | 17.21 | 1  | 35   |  |   |   | • | ☑ |
|  | <b>8'</b>                        |   |              |       |    |      |  |   |   |   |   |
|  | 8TVT3-232DR-UNV-EB81-WL-GT4-U    | (4) 32W T8 8' TANDEM INSTANT START CEE LISTED BALLAST, 120-277V, WET LOCATION, GEAR TRAY PROVIDED WITH HOLES FOR M4 REFLECTOR ACCESSORY | 080083534319 | 17.21 | 1  | 30   |  | • |   |   |   |
| <b>Accessory</b>   |                                  |   |              |       |    |      |  |   |   |   |   |
|  | VT3-4FT-M4 PK                    | 4FT SPECULAR INTERIOR REFLECTOR PACK FOR VT3  | 623961629686 | 0.39  | 80 | 1280 |  |   |   | • | ☑ |

★ Indicates ARRA Eligible Product, ☑ Indicates Off the Shelf Product, **E** Indicates EISA Compliant Pulse Start Products

Please reference the Cooper Lighting Stock Guide Terms and Conditions page. Pictures are a representation of product categories and may not illustrate the exact skus listed. Product information is subject to change without notice. Consult factory representative for additional information and inventory details. Visit [www.cooperlighting.com](http://www.cooperlighting.com) for more product information.





CATALOG  
NUMBER

DESCRIPTION

UPC CODE   WEIGHT   CASE QTY   PALLET QTY   NJ   IL   TX   CA   GA

# All-Pro Ambient

## Parabolics

### APP/APPV Series




#### 2 Lamp

|            |  |              |      |   |    |   |   |   |   |   |
|------------|--|--------------|------|---|----|---|---|---|---|---|
| APP-2U6T8  | 2 U-LAMP, 2'X2' PARABOLIC, 9 CELL, SEMI SPECULAR LOUVER, NEMA PREMIUM T8 UNV ELECTRONIC BALLAST            | 080083621880 | 13.7 | 1 | 36 | • | • | • | • | • |
| APPV-2U6T8 | 2 U-LAMP, 2'X2' AIR SUPPLY PARABOLIC, 9 CELL, SEMI SPECULAR LOUVER, NEMA PREMIUM T8 UNV ELECTRONIC BALLAST | 080083621897 | 13.5 | 1 | 36 | • | • | • | • | • |









#### 3 Lamp

|               |   |              |      |   |    |   |   |   |   |   |
|---------------|---|--------------|------|---|----|---|---|---|---|---|
| APP-332       | 3 LAMP, 2'X4' PARABOLIC, 18 CELL, SEMI SPECULAR LOUVER, NEMA PREMIUM T8 UNV ELECTRONIC BALLAST                    | 080083621866 | 24   | 1 | 20 | • | • | • | • | • |
| APP-332-2EB   | 3 LAMP, 2'X4' PARABOLIC, 18 CELL, SEMI SPECULAR LOUVER, TWO NEMA PREMIUM T8 UNV ELECTRONIC BALLAST                | 080083621927 | 25.3 | 1 | 20 | • | • | • | • | • |
| APP-332-L735  | 3 LAMP, 2'X4' PARABOLIC, 18 CELL, SEMI SPECULAR LOUVER, NEMA PREMIUM T8 UNV ELECTRONIC BALLAST W/735 LAMPS        | 080083621910 | 25.1 | 1 | 20 | • | • | • | • | • |
| APP-332-L735F | 3 LAMP, 2'X4' PARABOLIC, 18 CELL, SEMI SPECULAR LOUVER, NEMA PREMIUM T8 UNV ELECTRONIC BALLAST W/735 LAMPS & FLEX | 080083621903 | 26.4 | 1 | 16 | • | • | • | • | • |
| APPV-332      | 3 LAMP, 2'X4' AIR SUPPLY PARABOLIC, 18 CELL, SEMI SPECULAR LOUVER, NEMA PREMIUM T8 UNV ELECTRONIC BALLAST         | 080083621873 | 23.7 | 1 | 20 | • | • | • | • | • |

| CATALOG NUMBER  | DESCRIPTION   | UPC CODE  | WEIGHT       | CASE QTY | PALLET QTY | NJ | IL | TX | CA | GA |   |
|---|---------------|---|--------------|----------|------------|----|----|----|----|----|---|
| <b>Troffers</b>   |               |   |              |          |            |    |    |    |    |    |   |
| <b>APT Series</b>   |               |   |              |          |            |    |    |    |    |    |   |
| <b>2 Lamp</b>   |               |   |              |          |            |    |    |    |    |    |   |
|   | APT-232       | 2 LAMP, 2'X4' LENSED TROFFER, PRISMATIC LENS, NEMA PREMUIM T8 UNV ELECTRONIC BALLAST                    | 080083622009 | 20.5     | 1          | 28 | •  | •  | •  | •  | ★ |
|   | APT-232-L735F | 2 LAMP, 2'X4' LENSED TROFFER, PRISMATIC LENS, NEMA PREMUIM T8 UNV ELECTRONIC BALLAST W/741 LAMPS & FLEX | 080083622078 | 23.53    | 1          | 28 | •  | •  | •  | •  | ★ |
|   | APT-2U6T8     | 2 LAMP, 2'X2' LENSED TROFFER, PRISMATIC LENS, NEMA PREMUIM U6T8 UNV ELECTRONIC BALLAST                  | 080083621958 | 12.2     | 1          | 56 | •  | •  | •  | •  | ★ |
| <b>3 Lamp</b>   |               |   |              |          |            |    |    |    |    |    |   |
|   | APT-332       | 3 LAMP, 2'X4' LENSED TROFFER, PRISMATIC LENS, NEMA PREMUIM T8 UNV ELECTRONIC BALLAST                    | 080083621941 | 20.5     | 1          | 28 | •  | •  | •  | •  | ★ |
|   | APT-332-2EB   | 3 LAMP, 2'X4' LENSED TROFFER, PRISMATIC LENS, TWO NEMA PREMUIM T8 UNV ELECTRONIC BALLAST                | 080083622023 | 20.5     | 1          | 28 | •  | •  | •  | •  | ★ |
|   | APT-332-L735  | 3 LAMP, 2'X4' LENSED TROFFER, PRISMATIC LENS, NEMA PREMUIM T8 UNV ELECTRONIC BALLAST W/735 LAMPS        | 080083622016 | 21.55    | 1          | 28 | •  | •  | •  | •  | ★ |
|   | APT-332-L735F | 3 LAMP, 2'X4' LENSED TROFFER, PRISMATIC LENS, NEMA PREMUIM T8 UNV ELECTRONIC BALLAST W/735 LAMPS & FLEX | 080083621996 | 21.55    | 1          | 28 | •  | •  | •  | •  | ★ |
|   | APT-332-L741  | 3 LAMP, 2'X4' LENSED TROFFER, PRISMATIC LENS, NEMA PREMUIM T8 UNV ELECTRONIC BALLAST W/741 LAMPS        | 080083622054 | 21.9     | 1          | 28 | •  | •  | •  | •  | ★ |
|   | APT-332-L741F | 3 LAMP, 2'X4' LENSED TROFFER, PRISMATIC LENS, NEMA PREMUIM T8 UNV ELECTRONIC BALLAST W/741 LAMPS & FLEX | 080083622061 | 23.88    | 1          | 28 | •  | •  | •  | •  | ★ |
| <b>4 Lamp</b>   |               |   |              |          |            |    |    |    |    |    |   |
|  | APT-432       | 4 LAMP, 2'X4' LENSED TROFFER, PRISMATIC LENS, NEMA PREMUIM T8 UNV ELECTRONIC BALLAST                    | 080083621934 | 20.5     | 1          | 28 | •  | •  | •  | •  | ★ |
|   | APT-432-2EB   | 4 LAMP, 2'X4' LENSED TROFFER, PRISMATIC LENS, TWO NEMA PREMUIM T8 UNV ELECTRONIC BALLAST                | 080083622030 | 20.5     | 1          | 28 | •  | •  | •  | •  | ★ |
|   | APT-432-L735  | 4 LAMP, 2'X4' LENSED TROFFER, PRISMATIC LENS, NEMA PREMUIM UNV ELECTRONIC BALLAST, T8 W/735 LAMPS       | 080083621972 | 21.9     | 1          | 28 | •  | •  | •  | •  | ★ |
|   | APT-432-L735F | 4 LAMP, 2'X4' LENSED TROFFER, PRISMATIC LENS, NEMA PREMUIM T8 UNV ELECTRONIC BALLAST W/735 LAMPS & FLEX | 080083621989 | 21.9     | 1          | 28 | •  | •  | •  | •  | ★ |
|   | APT-432-L741  | 4 LAMP, 2'X4' LENSED TROFFER, PRISMATIC LENS, NEMA PREMUIM T8 UNV ELECTRONIC BALLAST W/741 LAMPS        | 080083621965 | 21.9     | 1          | 28 | •  | •  | •  | •  | ★ |
|   | APT-432-L741F | 4 LAMP, 2'X4' LENSED TROFFER, PRISMATIC LENS, NEMA PREMUIM T8 UNV ELECTRONIC BALLAST W/741 LAMPS & FLEX | 080083622047 | 23.88    | 1          | 28 | •  | •  | •  | •  | ★ |







★ Indicates ARRA Eligible Product,    **Off The Shelf**    **E** Indicates EISA Compliant Pulse Start Products

Please reference the Cooper Lighting Stock Guide Terms and Conditions page. Pictures are a representation of product categories and may not illustrate the exact skus listed. Product information is subject to change without notice. Consult factory representative for additional information and inventory details. Visit [www.cooperlighting.com](http://www.cooperlighting.com) for more product information.

| CATALOG NUMBER   | DESCRIPTION   | UPC CODE  | WEIGHT       | CASE QTY | PALLET QTY | NJ  | IL | TX | CA | GA |
|--|---------------|---|--------------|----------|------------|-----|----|----|----|----|
| <b>Wraparounds</b>   |               |   |              |          |            |     |    |    |    |    |
| <b>APW-GPW Series</b>  |               |   |              |          |            |     |    |    |    |    |
|    | <b>2 Lamp</b> |   |              |          |            |     |    |    |    |    |
|  | APW-GPW217    | 2 LAMP, 2' GENERAL PURPOSE WRAP, PRISMATIC LENS, NEMA PREMIUM T8 UNV ELECTRONIC BALLAST | 080083622146 | 5.6      | 1          | 90  | •  | •  | •  | •  |
|  | APW-GPW232    | 2 LAMP, 4' GENERAL PURPOSE WRAP, PRISMATIC LENS, NEMA PREMIUM T8 UNV ELECTRONIC BALLAST | 080083622115 | 10.03    | 1          | 54  | •  | •  | •  | •  |
|    | <b>3 Lamp</b> |   |              |          |            |     |    |    |    |    |
|  | APW-GPW332    | 3 LAMP, 4' GENERAL PURPOSE WRAP, PRISMATIC LENS, NEMA PREMIUM T8 UNV ELECTRONIC BALLAST | 080083622122 | 11.38    | 1          | 54  | •  | •  | •  | •  |
|    | <b>4 Lamp</b> |   |              |          |            |     |    |    |    |    |
|  | APW-GPW432    | 4 LAMP, 4' GENERAL PURPOSE WRAP, PRISMATIC LENS, NEMA PREMIUM T8 UNV ELECTRONIC BALLAST | 080083622139 | 11.41    | 1          | 180 | •  | •  | •  | •  |
| <b>APW-SW Series</b>   |               |   |              |          |            |     |    |    |    |    |
|    | <b>2 Lamp</b> |   |              |          |            |     |    |    |    |    |
|  | APW-SW232     | 2 LAMP, 4' SPECIFICATION WRAP, PRISMATIC LENS, NEMA PREMIUM T8 UNV ELECTRONIC BALLAST   | 080083622153 | 8.91     | 1          | 48  | •  | •  | •  | •  |
|   | <b>3 Lamp</b> |   |              |          |            |     |    |    |    |    |
|  | APW-SW332     | 3 LAMP, 4' SPECIFICATION WRAP, PRISMATIC LENS, NEMA PREMIUM T8 UNV ELECTRONIC BALLAST   | 080083622160 | 12.38    | 1          | 24  | •  | •  | •  | •  |
|  | <b>4 Lamp</b> |   |              |          |            |     |    |    |    |    |
|  | APW-SW432     | 4 LAMP, 4' SPECIFICATION WRAP, PRISMATIC LENS, NEMA PREMIUM T8 UNV ELECTRONIC BALLAST   | 080083622177 | 12.41    | 1          | 24  | •  | •  | •  | •  |







★ Indicates ARRA Eligible Product,    ✓ Indicates Off the Shelf Product,    **E** Indicates EISA Compliant Pulse Start Products

Please reference the Cooper Lighting Stock Guide Terms and Conditions page. Pictures are a representation of product categories and may not illustrate the exact skus listed. Product information is subject to change without notice. Consult factory representative for additional information and inventory details. Visit [www.cooperlighting.com](http://www.cooperlighting.com) for more product information.

| CATALOG NUMBER   | DESCRIPTION     | UPC CODE  | WEIGHT       | CASE |     | PALLET |    |    |    |    |
|--|-----------------|---|--------------|------|-----|--------|----|----|----|----|
|  |                 |   |              | QTY  | QTY | NJ     | IL | TX | CA | GA |
| <b>Striplights</b>   |                 |   |              |      |     |        |    |    |    |    |
| <b>APS-NS Series</b>   |                 |   |              |      |     |        |    |    |    |    |
|    | <b>2'</b>       |   |              |      |     |        |    |    |    |    |
|  | APS-NS120-R     | 1 LAMP, 24" NARROW STRIPLIGHT, T12 120V ELECTRONIC BALLAST            | 080083622283 | 168  | 1   | 4      | •  | •  | •  | •  |
|  | APS-NS117       | 1 LAMP, 24" NARROW STRIPLIGHT, NEMA PREMIUM T8 UNV ELECTRONIC BALLAST | 080083622313 | 168  | 1   | 4      | •  | •  | •  | •  |
|  | APS-NS217       | 2 LAMP, 24" NARROW STRIPLIGHT, NEMA PREMIUM T8 UNV ELECTRONIC BALLAST | 080083622320 | 168  | 1   | 4      | •  | •  | •  | •  |
|    | <b>3'</b>       |   |              |      |     |        |    |    |    |    |
|  | APS-NS130-R     | 1 LAMP, 36" NARROW STRIPLIGHT, T12 120V ELECTRONIC BALLAST            | 080083622290 | 84   | 1   | 5      | •  | •  | •  | •  |
|  | APS-NS125       | 1 LAMP, 36" NARROW STRIPLIGHT, NEMA PREMIUM T8 UNV ELECTRONIC BALLAST | 080083622337 | 84   | 1   | 5      | •  | •  | •  | •  |
|  | APS-NS225       | 2 LAMP, 36" NARROW STRIPLIGHT, NEMA PREMIUM T8 UNV ELECTRONIC BALLAST | 080083622344 | 84   | 1   | 5      | •  | •  | •  | •  |
|    | <b>4'</b>       |   |              |      |     |        |    |    |    |    |
|  | APS-NS140-R     | 1 LAMP, 48" NARROW STRIPLIGHT, T12 120V ELECTRONIC BALLAST            | 080083622306 | 84   | 1   | 5      | •  | •  | •  | •  |
|  | APS-NS132       | 1 LAMP, 48" NARROW STRIPLIGHT, NEMA PREMIUM T8 UNV ELECTRONIC BALLAST | 080083622351 | 84   | 1   | 5      | •  | •  | •  | •  |
|  | APS-NS232       | 2 LAMP, 48" NARROW STRIPLIGHT, NEMA PREMIUM T8 UNV ELECTRONIC BALLAST | 080083622382 | 84   | 1   | 5      | •  | •  | •  | •  |
|    | <b>8'</b>       |   |              |      |     |        |    |    |    |    |
|  | APS-8NS132      | 2 LAMP, 96" NARROW STRIPLIGHT, NEMA PREMIUM T8 UNV ELECTRONIC BALLAST | 080083622368 | 126  | 1   | 10     | •  | •  | •  | •  |
|  | APS-8NS232      | 4 LAMP, 96" NARROW STRIPLIGHT, NEMA PREMIUM T8 UNV ELECTRONIC BALLAST | 080083622399 | 126  | 1   | 10     | •  | •  | •  | •  |
| <b>APS-WS Series</b>   |                 |   |              |      |     |        |    |    |    |    |
|   | <b>4'</b>       |   |              |      |     |        |    |    |    |    |
|  | APS-WS232       | 2 LAMP, 48" WIDE STRIPLIGHT, NEMA PREMIUM T8 UNV ELECTRONIC BALLAST   | 080083622412 | 90   | 1   | 6      | •  | •  | •  | •  |
|  | APS-WS248HO-T12 | 2 LAMP, 48" WIDE STRIPLIGHT, T12HO 120V ELECTRONIC BALLAST            | 080083622443 | 90   | 1   | 6      | •  | •  | •  | •  |
|  | <b>8'</b>       |   |              |      |     |        |    |    |    |    |
|  | APS-8WS232      | 4 LAMP, 96" WIDE STRIPLIGHT, NEMA PREMIUM T8 UNV ELECTRONIC BALLAST   | 080083622405 | 72   | 1   | 12     | •  | •  | •  | •  |
|  | APS-WS296HO-T12 | 2 LAMP, 96" WIDE STRIPLIGHT, T12HO 120V ELECTRONIC BALLAST            | 080083622450 | 72   | 1   | 12     | •  | •  | •  | •  |

★ Indicates ARRA Eligible Product,    **Off The Shelf**    **E** Indicates EISA Compliant Pulse Start Products

Please reference the Cooper Lighting Stock Guide Terms and Conditions page. Pictures are a representation of product categories and may not illustrate the exact skus listed. Product information is subject to change without notice. Consult factory representative for additional information and inventory details. Visit [www.cooperlighting.com](http://www.cooperlighting.com) for more product information.

| CATALOG NUMBER   | DESCRIPTION  | UPC CODE  | WEIGHT       | CASE QTY | PALLET QTY | NJ | IL | TX | CA | GA |
|--|--|---|--------------|----------|------------|----|----|----|----|----|
| <b>High Bay</b>  |  |   |              |          |            |    |    |    |    |    |
| <b>APHL Series</b>   |  |   |              |          |            |    |    |    |    |    |
|    | <b>4 Lamp</b>  |   |              |          |            |    |    |    |    |    |
|  | APHL-432-SN-UPL  | 4 LAMP, 48" HIGH BAY, NARROW SPECULAR REFLECTOR WITH UPLIGHT, HIGH OUTPUT T8 UNV ELECTRONIC BALLAST | 080083622191 | 34       | 1          | 15 | •  | •  | •  | •  |
|  | APHL-432-SW-UPL  | 4 LAMP, 48" HIGH BAY, WIDE SPECULAR REFLECTOR WITH UPLIGHT, HIGH OUTPUT T8 UNV ELECTRONIC BALLAST   | 080083622207 | 34       | 1          | 15 | •  | •  | •  | •  |
|  | APHL-454-SN-UPL  | 4 LAMP, 48" HIGH BAY, NARROW SPECULAR REFLECTOR WITH UPLIGHT, T5HO UNV ELECTRONIC BALLAST           | 080083622238 | 34       | 1          | 15 | •  | •  | •  | •  |
| APHL-454-SW-UPL-L850   | 4 LAMP, 48" HIGH BAY, WIDE SPECULAR REFLECTOR WITH UPLIGHT, T5HO UNV ELECTRONIC BALLAST WITH 850 LAMPS | 080083622245  | 34           | 1        | 17         | •  | •  | •  | •  |    |
|    | <b>6 Lamp</b>  |   |              |          |            |    |    |    |    |    |
|  | APHL-632-SN-UPL  | 6 LAMP, 48" HIGH BAY, NARROW SPECULAR REFLECTOR WITH UPLIGHT, HIGH OUTPUT T8 UNV ELECTRONIC BALLAST | 080083622214 | 34       | 1          | 15 | •  | •  | •  | •  |
|  | APHL-632-SW-UPL  | 6 LAMP, 48" HIGH BAY, WIDE SPECULAR REFLECTOR WITH UPLIGHT, HIGH OUTPUT T8 UNV ELECTRONIC BALLAST   | 080083622221 | 34       | 1          | 15 | •  | •  | •  | •  |
|  | APHL-654-SN-UPL  | 6 LAMP, 48" HIGH BAY, NARROW SPECULAR REFLECTOR WITH UPLIGHT, T5HO UNV ELECTRONIC BALLAST           | 080083622252 | 34       | 1          | 15 | •  | •  | •  | •  |
| APHL-654-SW-UPL-L850   | 6 LAMP, 48" HIGH BAY, WIDE SPECULAR REFLECTOR WITH UPLIGHT, T5HO UNV ELECTRONIC BALLAST WITH 850 LAMPS | 080083622269  | 34           | 1        | 17         | •  | •  | •  | •  |    |
| <b>Vaportite</b>   |  |   |              |          |            |    |    |    |    |    |
| <b>APHDVT Series</b>   |  |   |              |          |            |    |    |    |    |    |
|   | <b>2 Lamp</b>  |   |              |          |            |    |    |    |    |    |
| APHDVT-232   | 2 LAMP, 48" HEAVY DUTY VAPORTITE, NEMA PREMIUM T8 UNV ELECTRONIC BALLAST                               | 080083623563  | 35           | 1        | 12         | •  | •  | •  | •  |    |
| <b>Low Bay</b>   |  |   |              |          |            |    |    |    |    |    |
| <b>APLBA Series</b>  |  |   |              |          |            |    |    |    |    |    |
|  | <b>2 Lamp</b>  |   |              |          |            |    |    |    |    |    |
| APLBA-232  | 2 LAMP, 48" LOW BAY INDUSTRIAL, NEMA PREMIUM T8 UNV ELECTRONIC BALLAST WITH 8% UPLIGHT                 | 080083622085  | 48           | 1        | 9          | •  | •  | •  | •  |    |
| <b>APLBC Series</b>  |  |   |              |          |            |    |    |    |    |    |
|  | <b>2 Lamp</b>  |   |              |          |            |    |    |    |    |    |
| APLBC-232  | 2 LAMP, 48" LOW BAY INDUSTRIAL, NEMA PREMIUM T8 UNV ELECTRONIC BALLAST                                 | 080083622092  | 48           | 1        | 9          | •  | •  | •  | •  |    |
|  | <b>4 Lamp</b>  |   |              |          |            |    |    |    |    |    |
| AP8LBC-232   | 4 LAMP, 96" LOW BAY INDUSTRIAL, NEMA PREMIUM T8 UNV ELECTRONIC BALLAST                                 | 080083622108  | 48           | 1        | 19         | •  | •  | •  | •  |    |

★ Indicates ARRA Eligible Product,    **Off The Shelf**    **E** Indicates EISA Compliant Pulse Start Products

Please reference the Cooper Lighting Stock Guide Terms and Conditions page. Pictures are a representation of product categories and may not illustrate the exact skus listed. Product information is subject to change without notice. Consult factory representative for additional information and inventory details. Visit [www.cooperlighting.com](http://www.cooperlighting.com) for more product information.



CATALOG  
NUMBER

DESCRIPTION

UPC CODE    WEIGHT    CASE QTY    PALLET QTY    NJ    IL    TX    CA    GA

# Lumark Outdoor

## Floodlight Arrowhead



### Trunnion - Pulse Start Metal Halide

|         |   |              |    |   |    |   |  |  |  |   |   |     |
|---------|---|--------------|----|---|----|---|--|--|--|---|---|-----|
| MPAH15T | 150W MP MULTI-TAP TRUNNION, W/LAMP BRONZE | 080083532025 | 33 | 1 | 48 |   |  |  |  |   | • | ✓   |
| MPAH25T | 250W MP MULTI-TAP TRUNNION, W/LAMP BRONZE | 080083532032 | 33 | 1 | 48 | • |  |  |  |   | • | E ✓ |
| MPAH40T | 400W MP MULTI-TAP TRUNNION, W/LAMP BRONZE | 080083533152 | 33 | 1 | 40 | • |  |  |  | • | • | E ✓ |

### Trunnion - High Pressure Sodium

|         |  |              |    |   |    |  |  |  |  |  |   |   |
|---------|--|--------------|----|---|----|--|--|--|--|--|---|---|
| HPAH40T | 400W HPS MULTI-TAP TRUNNION, W/LAMP BRONZE | 080083532018 | 33 | 1 | 48 |  |  |  |  |  | • | ✓ |
|---------|--|--------------|----|---|----|--|--|--|--|--|---|---|



### Slipfitter - Pulse Start Metal Halide

|         |   |              |    |   |    |  |  |   |  |  |   |     |
|---------|---|--------------|----|---|----|--|--|---|--|--|---|-----|
| MPAH15S | 150W MP MULTI-TAP SLIPFITTER, W/LAMP BRONZE | 080083533190 | 33 | 1 | 48 |  |  |   |  |  | • | ✓   |
| MPAH25S | 250W MP MULTI-TAP SLIPFITTER, W/LAMP BRONZE | 080083533206 | 33 | 1 | 48 |  |  |   |  |  | • | E ✓ |
| MPAH40S | 400W MP MULTI-TAP SLIPFITTER, W/LAMP BRONZE | 080083533220 | 33 | 1 | 40 |  |  | • |  |  | • | E ✓ |

### Accessory (For Additional Accessories see HID Accessories)

|          |  |              |      |    |     |  |  |  |  |  |   |   |
|----------|--|--------------|------|----|-----|--|--|--|--|--|---|---|
| AH/GS-BZ | ARROWHEAD REPLACEMENT DOOR WITH GLASS BRONZE | 080083533473 | 2.6  | 6  | 48  |  |  |  |  |  | • | ✓ |
| AH/V-BZ  | ARROWHEAD TOP/SIDE VISOR WITH HARDWARE       | 080083533466 | 0.9  | 12 | 144 |  |  |  |  |  | • | ✓ |
| AH/WG    | ARROWHEAD WIRE GUARD WITH HARDWARE           | 080083533459 | 1.75 | 8  | 96  |  |  |  |  |  | • | ✓ |

## SF Falcon



### Knuckle - Pulse Start Metal Halide

|            |  |              |      |   |    |   |   |   |   |   |   |   |   |
|------------|--|--------------|------|---|----|---|---|---|---|---|---|---|---|
| MPSF70K    | 70W MP 120/277V KNUCKLE, W/LAMP BRONZE   | 623961978043 | 16   | 1 | 96 |   |   |   |   | • | • | • | ✓ |
| MPSF10K    | 100W MP 120/277, KNUCKLE, W/LAMP BRONZE  | 623961978050 | 13.2 | 1 | 60 | • |   |   |   | • | • | • | ✓ |
| MPSF10K-MT | 100W MP MULTI-TAP KNUCKLE, W/LAMP BRONZE | 623961978111 | 13.2 | 1 | 60 |   |   |   | • |   |   |   | ✓ |
| MPSF15K-MT | 150W MP MULTI-TAP KNUCKLE, W/LAMP BRONZE | 623961757723 | 16   | 1 | 48 | • | • | • | • | • | • | • | ✓ |

### Knuckle - High Pressure Sodium

|         |                                      |              |    |   |    |   |  |  |  |  |   |   |
|---------|--------------------------------------|--------------|----|---|----|---|--|--|--|--|---|---|
| HPSF70K | 70W HPS 120V KNUCKLE, W/LAMP BRONZE  | 623960365400 | 10 | 1 | 60 |   |  |  |  |  | • | ✓ |
| HPSF10K | 100W HPS 120V KNUCKLE W/LAMP BRONZE  | 623960365394 | 10 | 1 | 64 |   |  |  |  |  | • | ✓ |
| HPSF15K | 150W HPS 120V KNUCKLE, W/LAMP BRONZE | 623960365370 | 10 | 1 | 60 | • |  |  |  |  | • | ✓ |

### Trunnion - Pulse Start Metal Halide

|            |   |              |      |   |     |  |  |  |  |  |   |   |
|------------|---|--------------|------|---|-----|--|--|--|--|--|---|---|
| MPSF10T-MT | 100W MP MULTI-TAP TRUNNION, W/LAMP BRONZE | 623961042898 | 14.6 | 1 | 72  |  |  |  |  |  | • | ✓ |
| MPSF15T-MT | 150W MP MULTI-TAP TRUNNION, W/LAMP BRONZE | 623961757730 | 16   | 1 | 120 |  |  |  |  |  | • | ✓ |


### Accessory (For Additional Accessories see HID Accessories)

|       |                               |              |     |    |     |  |  |  |  |  |   |   |
|-------|-------------------------------|--------------|-----|----|-----|--|--|--|--|--|---|---|
| SF/WG | WIRE GUARD FALCON FLOOD SMALL | 623960365530 | 0.4 | 20 | 120 |  |  |  |  |  | • | ✓ |
|-------|-------------------------------|--------------|-----|----|-----|--|--|--|--|--|---|---|

## Warrior

### Trunnion - Pulse Start Metal Halide

|      |  |              |      |   |    |   |   |   |   |   |   |     |
|------|--|--------------|------|---|----|---|---|---|---|---|---|-----|
| WP15 | 150W MP MULTI-TAP TRUNNION W/LAMP BRONZE | 623961009280 | 34   | 1 | 20 |   |   |   |   |   | • | ✓   |
| WP25 | 250W MP MULTI-TAP TRUNNION W/LAMP BRONZE | 623961754487 | 34.5 | 1 | 20 |   |   |   |   | • | • | E ✓ |
| WP32 | 320W MP MULTI-TAP TRUNNION W/LAMP BRONZE | 623961009297 | 35   | 1 | 20 |   |   |   |   | • | • | E ✓ |
| WP40 | 400W MP MULTI-TAP TRUNNION W/LAMP BRONZE | 623961754524 | 32.2 | 1 | 20 | • | • | • | • | • | • | E ✓ |

| CATALOG NUMBER   | DESCRIPTION                               | UPC CODE                                    | WEIGHT       | CASE QTY | PALLET |     |    |    |    |    |          |            |
|--|---|---|--------------|----------|--------|-----|----|----|----|----|----------|------------|
|  |   |   |              |          | QTY    | NJ  | IL | TX | CA | GA |          |            |
| <b>Trunnion - High Pressure Sodium</b>   |   |   |              |          |        |     |    |    |    |    |          |            |
| WS25   | 250W HPS MULTI-TAP TRUNNION W/LAMP BRONZE | 662400116592                                | 36           | 1        | 20     |     |    |    |    | •  | ✓        |            |
| WS40   | 400W HPS MULTI-TAP TRUNNION W/LAMP BRONZE | 662400117360                                | 38           | 1        | 20     |     |    | •  |    | •  | ✓        |            |
| <b>Slipfitter - Pulse Start Metal Halide</b>                                     |   |   |              |          |        |     |    |    |    |    |          |            |
|  | XP15                                      | 150W MP MULTI-TAP SLIPFITTER W/LAMP BRONZE  | 623961009266 | 34.5     | 1      | 20  |    |    |    | •  | ✓        |            |
|  | XP25                                      | 250W MP MULTI-TAP SLIPFITTER W/LAMP BRONZE  | 623961751479 | 36       | 1      | 20  | •  | •  | •  | •  | •        | <b>E</b> ✓ |
|  | XP32                                      | 320W MP MULTI-TAP SLIPFITTER W/LAMP BRONZE  | 623961009273 | 36.5     | 1      | 20  |    |    |    | •  | <b>E</b> |            |
|  | XP40                                      | 400W MP MULTI-TAP SLIPFITTER W/LAMP BRONZE  | 623961754463 | 33.6     | 1      | 20  | •  | •  | •  | •  | •        | <b>E</b> ✓ |
| <b>Slipfitter - High Pressure Sodium</b>   |   |   |              |          |        |     |    |    |    |    |          |            |
|  | XS25                                      | 250W HPS MULTI-TAP SLIPFITTER W/LAMP BRONZE | 662400117469 | 36.5     | 1      | 16  |    |    |    | •  | ✓        |            |
|  | XS40                                      | 400W HPS MULTI-TAP SLIPFITTER W/LAMP BRONZE | 662400117476 | 38       | 1      | 20  |    |    |    | •  | ✓        |            |
| <b>Accessory (For Additional Accessories see HID Accessories)</b>                |   |   |              |          |        |     |    |    |    |    |          |            |
|  | TV/WR                                     | TOP VISOR BRONZE WARRIOR                    | 662400971870 | 1        | 1      | 126 |    |    |    | •  | ✓        |            |


**Nighthawk**

|   |                                  |  |              |       |   |     |   |   |   |   |   |            |   |
|---|----------------------------------|--|--------------|-------|---|-----|---|---|---|---|---|------------|---|
|  | <b>Slipfitter - Metal Halide</b> |  |              |       |   |     |   |   |   |   |   |            |   |
|   | MHnk-S76-1000-480V               | 1000W MH 480V SLIPFITTER BRONZE              | 662400118794 | 64    | 1 | 16  |   |   |   | • | ★ |            |   |
|   | MHNKS1K                          | 1000W MH MULTI-TAP SLIPFITTER W/LAMP BRONZE  | 623961565205 | 64    | 1 | 16  | • | • |   | • | ★ | ✓          |   |
| <b>Slipfitter - Pulse Start Metal Halide</b>                                      |                                  |  |              |       |   |     |   |   |   |   |   |            |   |
|   | MPNKS40                          | 400W MP MULTI-TAP SLIPFITTER W/LAMP BRONZE   | 623961755132 | 57    | 1 | 16  | • | • |   | • | ★ | <b>E</b> ✓ |   |
| <b>Slipfitter - High Pressure Sodium</b>  |                                  |  |              |       |   |     |   |   |   |   |   |            |   |
|   | HPNK-S76-1000-480V               | 1000W HPS 480V SLIPFITTER BRONZE             | 662400920946 | 64    | 1 | 16  |   |   |   | • | ★ |            |   |
|   | HPNKS1K                          | 1000W HPS MULTI-TAP SLIPFITTER W/LAMP BRONZE | 623961565168 | 64    | 1 | 16  |   |   |   | • | ★ | ✓          |   |
| <b>Yoke - Metal Halide</b>  |                                  |  |              |       |   |     |   |   |   |   |   |            |   |
|   | MHnk-Y76-1000-480V               | 1000W MH 480V CWA YOKE BRONZE                | 662400118787 | 72    | 1 | 16  |   |   |   | • | ★ |            |   |
|   | MHNKY1K                          | 1000W MH MULTI-TAP YOKE W/LAMP BRONZE        | 623961565328 | 65.17 | 1 | 12  | • |   | • | • | • | ★          | ✓ |
| <b>Yoke - Pulse Start Metal Halide</b>  |                                  |  |              |       |   |     |   |   |   |   |   |            |   |
|   | MPNKY40                          | 400W MP MULTI-TAP YOKE W/LAMP BRONZE         | 623961755170 | 58    | 1 | 16  |   |   |   | • | ★ | <b>E</b> ✓ |   |
| <b>Yoke - High Pressure Sodium</b>  |                                  |  |              |       |   |     |   |   |   |   |   |            |   |
|   | HPNKY40                          | 400W HPS MULTI-TAP YOKE W/LAMP BRONZE        | 623961565199 | 54.6  | 1 | 8   |   |   |   | • | ★ | ✓          |   |
|   | HPNK-Y76-1000-480V               | 1000W HPS 480V YOKE BRONZE                   | 662400129912 | 63.6  | 1 | 12  |   |   |   | • | ★ |            |   |
|   | HPNKY1K                          | 1000W HPS MULTI-TAP YOKE W/LAMP BRONZE       | 623961565182 | 64.2  | 1 | 8   |   |   |   | • | ★ | ✓          |   |
| <b>Accessory (For Additional Accessories see HID Accessories)</b>                 |                                  |  |              |       |   |     |   |   |   |   |   |            |   |
|   | SV/NK                            | DOUBLE SIDE VISOR BRONZE NIGHTHAWK           | 662400121091 | 2.6   | 1 | 160 |   |   |   | • | ★ | ✓          |   |
|   | TV/NK                            | TOP OR BOTTOM VISOR BRONZE NIGHTHAWK         | 662400121077 | 3     | 1 | 66  |   |   |   | • | ★ | ✓          |   |

**Eagle**

★ Indicates ARRA Eligible Product, ✓ Indicates Off the Shelf Product, **E** Indicates EISA Compliant Pulse Start Products

Please reference the Cooper Lighting Stock Guide Terms and Conditions page. Pictures are a representation of product categories and may not illustrate the exact skus listed. Product information is subject to change without notice. Consult factory representative for additional information and inventory details. Visit [www.cooperlighting.com](http://www.cooperlighting.com) for more product information.

| CATALOG NUMBER   | DESCRIPTION      | UPC CODE  | WEIGHT       | CASE QTY | PALLET |    |    |    |    |    |
|--|------------------|---|--------------|----------|--------|----|----|----|----|----|
|  |                  |   |              |          | QTY    | NJ | IL | TX | CA | GA |
| <b>Metal Halide (Ballast Pod)</b>  |                  |   |              |          |        |    |    |    |    |    |
|  | MHXL-3-1000-MT   | 1000W MH MULTI-TAP NEMA TYPE III, BALLAST POD ONLY, NO REFLECTORS | 662400917076 | 36.6     | 1      | 45 |    |    |    | ★  |
|  | MHXL-4-1000-MT   | 1000W MH MULTI-TAP NEMA TYPE IV, BALLAST POD ONLY, NO REFLECTORS  | 662400120469 | 37       | 1      | 45 |    |    |    | ★  |
|  | MHXL-5-1000-MT   | 1000W MH MULTI-TAP NEMA TYPE V, BALLAST POD ONLY, NO REFLECTORS   | 662400120476 | 36.6     | 1      | 45 |    | •  | •  | ★  |
|  | MHXL-5-1000-480V | 1000W MH 480V NEMA TYPE V, BALLAST POD ONLY, NO REFLECTORS        | 662400916970 | 36.8     | 1      | 45 |    |    |    | ★  |
|  | MHXL-6-1000-MT   | 1000W MH MULTI-TAP NEMA TYPE VI, BALLAST POD ONLY, NO REFLECTORS  | 662400917083 | 37.2     | 1      | 45 |    |    |    | ★  |
|  | MHXL-3-1500-MT   | 1500W MH MULTI-TAP NEMA TYPE III, BALLAST POD ONLY, NO REFLECTORS | 662400918301 | 42       | 1      | 45 |    |    |    | ★  |
|  | MHXL-4-1500-MT   | 1500W MH MULTI-TAP NEMA TYPE IV, BALLAST POD ONLY, NO REFLECTORS  | 662400120483 | 41.8     | 1      | 45 |    |    |    | ★  |
|  | MHXL-4-1500-480V | 1500W MH 480V NEMA TYPE IV, BALLAST POD ONLY, NO REFLECTORS       | 662400917939 | 43.8     | 1      | 45 |    |    |    | ★  |
|  | MHXL-5-1500-MT   | 1500W MH MULTI-TAP NEMA TYPE V, BALLAST POD ONLY, NO REFLECTORS   | 662400120490 | 41.8     | 1      | 45 |    | •  | •  | ★  |

**Eagle Reflector and Door Assembly**

|                 |   |              |      |   |    |  |   |  |  |   |
|-----------------|---|--------------|------|---|----|--|---|--|--|---|
| XL-SA22-T3-MH   | REFLECTOR ASSEMBLY NEMA TYPE III, INCLUDES DOOR     | 662400123842 | 9.2  | 4 | 32 |  |   |  |  | ★ |
| XL-SA22-T5-MH   | REFLECTOR ASSEMBLY NEMA TYPE V, INCLUDES DOOR       | 662400121558 | 10.5 | 4 | 8  |  | • |  |  | ★ |
| XL-SA22-T4/6-MH | REFLECTOR ASSEMBLY NEMA TYPE IV & VI, INCLUDES DOOR | 662400121541 | 7.4  | 4 | 16 |  |   |  |  | ★ |

**Combo Kit - Metal Halide (Ballast Pod, Reflector and Door Assembly)**

|                   |  |              |                        |  |  |  |   |  |  |   |
|-------------------|--|--------------|------------------------|--|--|--|---|--|--|---|
| MHXL-T3-1000-MT   | 1000W MH MULTI-TAP NEMA TYPE III, INCLUDES BALLAST POD, REFLECTOR AND DOOR | 662400914914 | <b>Consult Factory</b> |  |  |  |   |  |  | ★ |
| MHXL-T4-1000-MT   | 1000W MH MULTI-TAP NEMA TYPE IV, INCLUDES BALLAST POD, REFLECTOR AND DOOR  | 662400914921 | <b>Consult Factory</b> |  |  |  |   |  |  | ★ |
| MHXL-T5-1000-MT   | 1000W MH MULTI-TAP NEMA TYPE V, INCLUDES BALLAST POD, REFLECTOR AND DOOR   | 662400914938 | <b>Consult Factory</b> |  |  |  | • |  |  | ★ |
| MHXL-T5-1000-480V | 1000W MH 480V NEMA TYPE V, INCLUDES BALLAST POD, REFLECTOR AND DOOR        | 662400914846 | <b>Consult Factory</b> |  |  |  |   |  |  | ★ |
| MHXL-T6-1000-MT   | 1000W MH MULTI-TAP NEMA TYPE VI, INCLUDES BALLAST POD, REFLECTOR AND DOOR  | 662400914945 | <b>Consult Factory</b> |  |  |  |   |  |  | ★ |
| MHXL-T3-1500-MT   | 1500W MH MULTI-TAP NEMA TYPE III, INCLUDES BALLAST POD, REFLECTOR AND DOOR | 662400915874 | <b>Consult Factory</b> |  |  |  |   |  |  | ★ |
| MHXL-T4-1500-MT   | 1500W MH MULTI-TAP NEMA TYPE IV, INCLUDES BALLAST POD, REFLECTOR AND DOOR  | 662400915881 | <b>Consult Factory</b> |  |  |  |   |  |  | ★ |
| MHXL-T4-1500-480V | 1500W MH 480V NEMA TYPE IV, INCLUDES BALLAST POD, REFLECTOR AND DOOR       | 662400915591 | <b>Consult Factory</b> |  |  |  |   |  |  | ★ |
| MHXL-T5-1500-MT   | 1500W MH MULTI-TAP NEMA TYPE V, INCLUDES BALLAST POD, REFLECTOR AND DOOR   | 662400915898 | <b>Consult Factory</b> |  |  |  | • |  |  | ★ |

**Accessory (For Additional Accessories see HID Accessories)**

|      |  |              |     |   |    |  |  |   |  |   |
|------|--|--------------|-----|---|----|--|--|---|--|---|
| S/XL | SLIPFITTER ADAPTER FOR USE WITH 2 3/8" OD VERTICAL TENON | 662400121220 | 7.4 | 1 | 96 |  |  | • |  | ★ |
|------|--|--------------|-----|---|----|--|--|---|--|---|

**Parts**

|                      |   |              |   |   |    |  |  |  |  |   |
|----------------------|---|--------------|---|---|----|--|--|--|--|---|
| XL/DOOR FOR MH EAGLE | REPLACEMENT DOOR WITH LENS FOR MH EAGLE | 662400121909 | 6 | 1 | 48 |  |  |  |  | ★ |
|----------------------|---|--------------|---|---|----|--|--|--|--|---|




**Quartz**



**Wedge**

|       |                               |              |      |    |     |   |   |   |   |   |
|-------|-------------------------------|--------------|------|----|-----|---|---|---|---|---|
| QZ3L  | 300W QUARTZ 120V W/LAMP BLACK | 623961969133 | 2.75 | 12 | 144 |   |   |   |   |   |
| QZ5L  | 500W QUARTZ 120V W/LAMP BLACK | 662400116813 | 2.6  | 12 | 288 | • | • | • | • | ★ |
| QZ5LW | 500W QUARTZ 120V W/LAMP WHITE | 662401624430 | 2.75 | 12 | 288 |   |   |   |   | ★ |

**Area / Site Tribute**


| CATALOG NUMBER  | DESCRIPTION   | UPC CODE     | WEIGHT | CASE PALLET |     | NJ | IL | TX | CA | GA |   |
|---|---|--------------|--------|-------------|-----|----|----|----|----|----|---|
|   |   |              |        | QTY         | QTY |    |    |    |    |    |   |
| <b>Pulse Start Metal Halide</b>   |   |              |        |             |     |    |    |    |    |    |   |
|  MPTR4F32 | 320W MP MULTI-TAP TYPE IV TRIBUTE W/8" ARM ROUND POLE ADAPTER LAMP BRONZE | 080083528448 | 41.7   | 1           | 20  |    |    |    |    | •  | E   |
| MPTR4F40  | 400W MP MULTI-TAP TYPE IV TRIBUTE W/8" ARM ROUND POLE ADAPTER LAMP BRONZE | 623961751554 | 41.7   | 1           | 20  |    |    |    |    | •  | ★ E  |
| <b>Accessory (For Additional Accessories see HID Accessories)</b>                         |   |              |        |             |     |    |    |    |    |    |   |
| MA1219-BZ   | WALL MOUNTING PLATE, BRONZE   | 623961746994 | 2      | 1           | 108 |    |    |    |    | •  | ★    |

**Tribute Pole / Fixture Combo**

|  |   |              |                        |  |  |  |  |  |  |           |     |
|--|---|--------------|------------------------|--|--|--|--|--|--|-----------|-----|
| <b>Pulse Start Metal Halide Single Fixture</b>   |   |              |                        |  |  |  |  |  |  |           |     |
|  PFT11523P15 | 15' 4" SQ. STEEL POLE & 150W MP MULTI-TAP TYPE II/III TRIBUTE BRONZE, 100 MPH ITEM SHIPS AS MPTR2315 POLSS4APSA15M4F POLSSHDWC4FCHHP (4) AB1 TMP1 (NO ANCHOR BOLT MODEL: PFT11523P15N/AB) | 623961009921 | <b>Consult Factory</b> |  |  |  |  |  |  | • • • • • | ★   |
| PFT12523P15  | 15' 4" SQ. STEEL POLE & 250W MP MULTI-TAP TYPE II/III TRIBUTE BRONZE, 100 MPH ITEM SHIPS AS MPTR2325 POLSS4APSA15M4F POLSSHDWC4FCHHP (4) AB1 TMP1 (NO ANCHOR BOLT MODEL: PFT12523P15N/AB) | 080083515653 | <b>Consult Factory</b> |  |  |  |  |  |  | • • • • • | ★ E |
| PFT12523P20  | 20' 4" SQ. STEEL POLE & 250W MP MULTI-TAP TYPE II/III TRIBUTE BRONZE, 100 MPH ITEM SHIPS AS MPTR2325 POLSS4APSA20M4F POLSSHDWC4FCHHP (4) AB1 TMP1 (NO ANCHOR BOLT MODEL: PFT12523P20N/AB) | 623961784675 | <b>Consult Factory</b> |  |  |  |  |  |  | • • • • • | ★ E |
| PFT14023P20  | 20' 4" SQ. STEEL POLE & 400W MP MULTI-TAP TYPE II/III TRIBUTE BRONZE, 100 MPH ITEM SHIPS AS MPTR2340 POLSS4APSA20M4F POLSSHDWC4FCHHP (4) AB1 TMP1 (NO ANCHOR BOLT MODEL: PFT14023P20N/AB) | 623961784705 | <b>Consult Factory</b> |  |  |  |  |  |  | • • • • • | ★ E |
| PFT1404FP20  | 20' 4" SQ. STEEL POLE & 400W MP MULTI-TAP TYPE IV TRIBUTE BRONZE, 100 MPH ITEM SHIPS AS MPTR4F40 POLSS4APSA20M4F POLSSHDWC4FCHHP (4) AB1 TMP1 (NO ANCHOR BOLT MODEL: PFT1404FP20N/AB)     | 623961897818 | <b>Consult Factory</b> |  |  |  |  |  |  | •         | ★ E |
| PFT12523P25  | 25' 4" SQ. STEEL POLE & 250W MP MULTI-TAP TYPE II/III TRIBUTE BRONZE, 100 MPH ITEM SHIPS AS MPTR2325 POLSS4APSA25M4F POLSSHDWC4FCHHP (4) AB1 TMP1 (NO ANCHOR BOLT MODEL: PFT12523P25N/AB) | 623961817236 | <b>Consult Factory</b> |  |  |  |  |  |  | • • • • • | ★ E |
| PFT14023P25  | 25' 4" SQ. STEEL POLE & 400W MP MULTI-TAP TYPE II/III TRIBUTE BRONZE, 100 MPH ITEM SHIPS AS MPTR2340 POLSS4APSA25M4F POLSSHDWC4FCHHP (4) AB1 TMP1 (NO ANCHOR BOLT MODEL: PFT14023P25N/AB) | 623961817212 | <b>Consult Factory</b> |  |  |  |  |  |  | • • • • • | ★ E |
| PFT1404FP25  | 25' 4" SQ. STEEL POLE & 400W MP MULTI-TAP TYPE IV TRIBUTE BRONZE, 100 MPH ITEM SHIPS AS MPTR4F40 POLSS4APSA25M4F POLSSHDWC4FCHHP (4) AB1 TMP1 (NO ANCHOR BOLT MODEL: PFT1404FP25N/AB)     | 623961897825 | <b>Consult Factory</b> |  |  |  |  |  |  | •         | ★ E |
| PFT12523P30  | 30' 5" SQ. STEEL POLE & 250W MP MULTI-TAP TYPE II/III TRIBUTE BRONZE, 90 MPH ITEM SHIPS AS MPTR2325 POLSS5APSA30M4F POLSSHDWC5FCHHP (4) AB1 TMP1 (NO ANCHOR BOLT MODEL: PFT12523P30N/AB)  | 623961753251 | <b>Consult Factory</b> |  |  |  |  |  |  | • • • • • | ★ E |
| PFT14023P30  | 30' 5" SQ. STEEL POLE & 400W MP MULTI-TAP TYPE II/III TRIBUTE BRONZE, 90 MPH ITEM SHIPS AS MPTR2340 POLSS5APSA30M4F POLSSHDWC5FCHHP (4) AB1 TMP1 (NO ANCHOR BOLT MODEL: PFT14023P30N/AB)  | 623961817311 | <b>Consult Factory</b> |  |  |  |  |  |  | • • • • • | ★ E |
| PFT1404FP30  | 30' 5" SQ. STEEL POLE & 400W MP MULTI-TAP TYPE IV TRIBUTE BRONZE, 90 MPH ITEM SHIPS AS MPTR4F40 POLSS5APSA30M4F POLSSHDWC5FCHHP (4) AB1 TMP1 (NO ANCHOR BOLT MODEL: PFT1404FP30N/AB)      | 623961897788 | <b>Consult Factory</b> |  |  |  |  |  |  | •         | ★ E |


★ Indicates ARRA Eligible Product,  Indicates Off the Shelf Product, **E** Indicates EISA Compliant Pulse Start Products

Please reference the Cooper Lighting Stock Guide Terms and Conditions page. Pictures are a representation of product categories and may not illustrate the exact skus listed. Product information is subject to change without notice. Consult factory representative for additional information and inventory details. Visit [www.cooperlighting.com](http://www.cooperlighting.com) for more product information.

| CATALOG NUMBER   | DESCRIPTION  | UPC CODE     | WEIGHT | CASE PALLET     |     |    |    |    |    |     |
|--|--|--------------|--------|-----------------|-----|----|----|----|----|-----|
|  |  |              |        | QTY             | QTY | NJ | IL | TX | CA | GA  |
| <b>Pulse Start Metal Halide Twin Fixture</b>   |  |              |        |                 |     |    |    |    |    |     |
|  PFT21523P15 | 15' 4" SQ. STEEL POLE & 150W MP MULTI-TAP TYPE II/III TRIBUTE BRONZE, 100 MPH ITEM SHIPS AS (2) MPTR2315 POLSS4APSA15M4F POLSSHDWC4FCHHP (4) AB1 TMP1 (NO ANCHOR BOLT MODEL: PFT21523P15N/AB)  | 623961013331 |        | Consult Factory | •   | •  | •  | •  | •  | ★   |
| PFT22523P15  | 15' 4" SQ. STEEL POLE & 250W MP MULTI-TAP TYPE II/III TRIBUTE BRONZE, 100 MPH ITEM SHIPS AS (2) MPTR2325 POLSS4APSA15M4F POLSSHDWC4FCHHP (4) AB1 TMP1 (NO ANCHOR BOLT MODEL: PFT22523P15N/AB)  | 080083515646 |        | Consult Factory | •   | •  | •  | •  | •  | ★ E |
| PFT22523P20  | 20' 4" SQ. STEEL POLE & 250W MP MULTI-TAP TYPE II/III TRIBUTE BRONZE, 100 MPH ITEM SHIPS AS (2) MPTR2325 POLSS4APSA20M4F POLSSHDWC4FCHHP (4) AB1 TMP1 (NO ANCHOR BOLT MODEL: PFT22523P20N/AB)  | 623961784699 |        | Consult Factory | •   | •  | •  | •  | •  | ★ E |
| PFT24023P20  | 20' 4" SQ. STEEL POLE & 400W MP MULTI-TAP TYPE II/III TRIBUTE BRONZE, 100 MPH ITEM SHIPS AS (2) MPTR2340 POLSS4APSA20M4F POLSSHDWC4FCHHP (4) AB1 TMP1 (NO ANCHOR BOLT MODEL: PFT24023P20N/AB)  | 623961784583 |        | Consult Factory | •   | •  | •  | •  | •  | ★ E |
| PFT2404FP20  | 20' 4" SQ. STEEL POLE & 400W MP MULTI-TAP TYPE IV TRIBUTE BRONZE, 100 MPH ITEM SHIPS AS (2) MPTR4F40 POLSS4APSA20M4F POLSSHDWC4FCHHP (4) AB1 TMP1 (NO ANCHOR BOLT MODEL: PFT2404FP20N/AB)      | 623961897870 |        | Consult Factory | •   | •  | •  | •  | •  | ★ E |
| PFT22523P25  | 25' 4" SQ. STEEL POLE & 250W MP MULTI-TAP TYPE II/III TRIBUTE BRONZE, 90 MPH ITEM SHIPS AS (2) MPTR2325 POLSS4APSA25M4F POLSSHDWC4FCHHP (4) AB1 TMP1 (NO ANCHOR BOLT MODEL: PFT22523P25N/AB)   | 623961817106 |        | Consult Factory | •   | •  | •  | •  | •  | ★ E |
| PFT24023P25  | 25' 4" SQ. STEEL POLE & 400W MP MULTI-TAP TYPE II/III TRIBUTE BRONZE, 90 MPH ITEM SHIPS AS (2) MPTR2340 POLSS4APSA25M4F POLSSHDWC4FCHHP (4) AB1 TMP1 (NO ANCHOR BOLT MODEL: PFT24023P25N/AB)   | 623961817304 |        | Consult Factory | •   | •  | •  | •  | •  | ★ E |
| PFT24023P250   | 25' 5" SQ. STEEL POLE & 400W MP MULTI-TAP TYPE II/III TRIBUTE BRONZE, 100 MPH ITEM SHIPS AS (2) MPTR2340 POLSS5APSA25M4F POLSSHDWC5FCHHP (4) AB1 TMP1 (NO ANCHOR BOLT MODEL: PFT24023P250N/AB) | 080083515660 |        | Consult Factory | •   | •  | •  | •  | •  | ★ E |
| PFT2404FP25  | 25' 4" SQ. STEEL POLE & 400W MP MULTI-TAP TYPE IV TRIBUTE BRONZE, 90 MPH ITEM SHIPS AS (2) MPTR4F40 POLSS4APSA25M4F POLSSHDWC4FCHHP (4) AB1 TMP1 (NO ANCHOR BOLT MODEL: PFT2404FP25N/AB)       | 623961847776 |        | Consult Factory | •   | •  | •  | •  | •  | ★ E |
| PFT2404FP250   | 25' 4" SQ. STEEL POLE & 400W MP MULTI-TAP TYPE IV TRIBUTE BRONZE, 100 MPH ITEM SHIPS AS (2) MPTR4F40 POLSS5APSA25M4F POLSSHDWC5FCHHP (4) AB1 TMP1 (NO ANCHOR BOLT MODEL: PFT2404FP250N/AB)     | 623961753305 |        | Consult Factory | •   | •  | •  | •  | •  | ★ E |
| PFT22523P30  | 30' 5" SQ. STEEL POLE & 250W MP MULTI-TAP TYPE II/III TRIBUTE BRONZE, 80 MPH ITEM SHIPS AS (2) MPTR2325 POLSS5APSA30M4F POLSSHDWC5FCHHP (4) AB1 TMP1 (NO ANCHOR BOLT MODEL: PFT22523P30N/AB)   | 623961817328 |        | Consult Factory | •   | •  | •  | •  | •  | ★ E |
| PFT24023P30  | 30' 5" SQ. STEEL POLE & 400W MP MULTI-TAP TYPE II/III TRIBUTE BRONZE, 80 MPH ITEM SHIPS AS (2) MPTR2340 POLSS5APSA30M4F POLSSHDWC5FCHHP (4) AB1 TMP1 (NO ANCHOR BOLT MODEL: PFT24023P30N/AB)   | 623961753244 |        | Consult Factory | •   | •  | •  | •  | •  | ★ E |
| PFT2404FP30  | 30' 5" SQ. STEEL POLE & 400W MP MULTI-TAP TYPE IV TRIBUTE BRONZE, 80 MPH ITEM SHIPS AS (2) MPTR4F40 POLSS5APSA30M4F POLSSHDWC5FCHHP (4) AB1 TMP1 (NO ANCHOR BOLT MODEL: PFT2404FP30N/AB)       | 623961847783 |        | Consult Factory | •   | •  | •  | •  | •  | ★ E |

★ Indicates ARRA Eligible Product,  Indicates Off the Shelf Product, **E** Indicates EISA Compliant Pulse Start Products


Please reference the Cooper Lighting Stock Guide Terms and Conditions page. Pictures are a representation of product categories and may not illustrate the exact skus listed. Product information is subject to change without notice. Consult factory representative for additional information and inventory details. Visit [www.cooperlighting.com](http://www.cooperlighting.com) for more product information.

| CATALOG NUMBER   | DESCRIPTION  | UPC CODE     | WEIGHT | CASE PALLET     |     |    |    |    |    |     |
|--|--|--------------|--------|-----------------|-----|----|----|----|----|-----|
|  |  |              |        | QTY             | QTY | NJ | IL | TX | CA | GA  |
| <b>Pulse Start Metal Halide Triple Fixture</b>   |  |              |        |                 |     |    |    |    |    |     |
|  PFT31523P15 | 15' 4" SQ. STEEL POLE & 150W MP MULTI-TAP TYPE II/III TRIBUTE BRONZE, 100 MPH ITEM SHIPS AS (3) MPTR2315 POLSS4APSA15M4F POLSSHDWC4FCHHP (4) AB1 TMP1 (NO ANCHOR BOLT MODEL: PFT31523P15N/AB)  | 080083515356 |        | Consult Factory | •   | •  | •  | •  | •  | ★   |
| PFT32523P15  | 15' 4" SQ. STEEL POLE & 250W MP MULTI-TAP TYPE II/III TRIBUTE BRONZE, 100 MPH ITEM SHIPS AS (3) MPTR2325 POLSS4APSA15M4F POLSSHDWC4FCHHP (4) AB1 TMP1 (NO ANCHOR BOLT MODEL: PFT32523P15N/AB)  | 080083515349 |        | Consult Factory | •   | •  | •  | •  | •  | ★ E |
| PFT32523P20  | 20' 4" SQ. STEEL POLE & 250W MP MULTI-TAP TYPE II/III TRIBUTE BRONZE, 100 MPH ITEM SHIPS AS (3) MPTR2325 POLSS4APSA20M4F POLSSHDWC4FCHHP (4) AB1 TMP1 (NO ANCHOR BOLT MODEL: PFT32523P20N/AB)  | 080083515295 |        | Consult Factory | •   | •  | •  | •  | •  | ★ E |
| PFT34023P20  | 20' 4" SQ. STEEL POLE & 400W MP MULTI-TAP TYPE II/III TRIBUTE BRONZE, 100 MPH ITEM SHIPS AS (3) MPTR2340 POLSS4APSA20M4F POLSSHDWC4FCHHP (4) AB1 TMP1 (NO ANCHOR BOLT MODEL: PFT34023P20N/AB)  | 080083515240 |        | Consult Factory | •   | •  | •  | •  | •  | ★ E |
| PFT3404FP20  | 20' 4" SQ. STEEL POLE & 400W MP MULTI-TAP TYPE IV TRIBUTE BRONZE, 100 MPH ITEM SHIPS AS (3) MPTR4F40 POLSS4APSA20M4F POLSSHDWC4FCHHP (4) AB1 TMP1 (NO ANCHOR BOLT MODEL: PFT3404FP20N/AB)      | 623961144707 |        | Consult Factory | •   | •  | •  | •  | •  | ★ E |
| PFT32523P25  | 25' 4" SQ. STEEL POLE & 250W MP MULTI-TAP TYPE II/III TRIBUTE BRONZE, 80 MPH ITEM SHIPS AS (3) MPTR2325 POLSS4APSA25M4F POLSSHDWC4FCHHP (4) AB1 TMP1 (NO ANCHOR BOLT MODEL: PFT32523P25N/AB)   | 080083515080 |        | Consult Factory | •   | •  | •  | •  | •  | ★ E |
| PFT34023P25  | 25' 4" SQ. STEEL POLE & 400W MP MULTI-TAP TYPE II/III TRIBUTE BRONZE, 80 MPH ITEM SHIPS AS (3) MPTR2340 POLSS4APSA25M4F POLSSHDWC4FCHHP (4) AB1 TMP1 (NO ANCHOR BOLT MODEL: PFT34023P25N/AB)   | 080083515004 |        | Consult Factory | •   | •  | •  | •  | •  | ★ E |
| PFT34023P250   | 25' 5" SQ. STEEL POLE & 400W MP MULTI-TAP TYPE II/III TRIBUTE BRONZE, 100 MPH ITEM SHIPS AS (3) MPTR2340 POLSS5APSA25M4F POLSSHDWC5FCHHP (4) AB1 TMP1 (NO ANCHOR BOLT MODEL: PFT34023P250N/AB) | 080083514717 |        | Consult Factory | •   | •  | •  | •  | •  | ★ E |
| PFT3404FP25  | 25' 4" SQ. STEEL POLE & 400W MP MULTI-TAP TYPE IV TRIBUTE BRONZE, 80 MPH ITEM SHIPS AS (3) MPTR4F40 POLSS4APSA25M4F POLSSHDWC4FCHHP (4) AB1 TMP1 (NO ANCHOR BOLT MODEL: PFT3404FP25N/AB)       | 080083514960 |        | Consult Factory | •   | •  | •  | •  | •  | ★ E |
| PFT3404FP250   | 25' 4" SQ. STEEL POLE & 400W MP MULTI-TAP TYPE IV TRIBUTE BRONZE, 100 MPH ITEM SHIPS AS (3) MPTR4F40 POLSS5APSA25M4F POLSSHDWC5FCHHP (4) AB1 TMP1 (NO ANCHOR BOLT MODEL: PFT3404FP250N/AB)     | 080083514632 |        | Consult Factory | •   | •  | •  | •  | •  | ★ E |
| PFT32523P30  | 30' 5" SQ. STEEL POLE & 250W MP MULTI-TAP TYPE II/III TRIBUTE BRONZE, 80 MPH ITEM SHIPS AS (3) MPTR2325 POLSS5APSA30M4F POLSSHDWC5FCHHP (4) AB1 TMP1 (NO ANCHOR BOLT MODEL: PFT32523P30N/AB)   | 080083514854 |        | Consult Factory | •   | •  | •  | •  | •  | ★ E |
| PFT34023P30  | 30' 5" SQ. STEEL POLE & 400W MP MULTI-TAP TYPE II/III TRIBUTE BRONZE, 80 MPH ITEM SHIPS AS (3) MPTR2340 POLSS5APSA30M4F POLSSHDWC5FCHHP (4) AB1 TMP1 (NO ANCHOR BOLT MODEL: PFT34023P30N/AB)   | 080083514816 |        | Consult Factory | •   | •  | •  | •  | •  | ★ E |
| PFT3404FP30  | 30' 5" SQ. STEEL POLE & 400W MP MULTI-TAP TYPE IV TRIBUTE BRONZE, 80 MPH ITEM SHIPS AS (3) MPTR4F40 POLSS5APSA30M4F POLSSHDWC5FCHHP (4) AB1 TMP1 (NO ANCHOR BOLT MODEL: PFT3404FP30N/AB)       | 080083514793 |        | Consult Factory | •   | •  | •  | •  | •  | ★ E |

★ Indicates ARRA Eligible Product,  Indicates Off the Shelf Product, **E** Indicates EISA Compliant Pulse Start Products

Please reference the Cooper Lighting Stock Guide Terms and Conditions page. Pictures are a representation of product categories and may not illustrate the exact skus listed. Product information is subject to change without notice. Consult factory representative for additional information and inventory details. Visit [www.cooperlighting.com](http://www.cooperlighting.com) for more product information.





| CATALOG NUMBER   | DESCRIPTION   | UPC CODE     | WEIGHT | CASE PALLET     |     |    |    |    |    |     |
|--|---|--------------|--------|-----------------|-----|----|----|----|----|-----|
|  |   |              |        | QTY             | QTY | NJ | IL | TX | CA | GA  |
| <b>Pulse Start Metal Halide Quad Fixture</b>   |   |              |        |                 |     |    |    |    |    |     |
|  PFT42523P20 | 20' 4" SQ. STEEL POLE & 250W MP MULTI-TAP TYPE II/III TRIBUTE BRONZE, 90 MPH ITEM SHIPS AS (4) MPTR2325 POLSS4APSA20M4F POLSSHDWC4FCHHP (4) AB1 TMP1 (NO ANCHOR BOLT MODEL: PFT42523P20N/AB)  | 080083515288 |        | Consult Factory | •   | •  | •  | •  | •  | ★ E |
| PFT44023P20  | 20' 4" SQ. STEEL POLE & 400W MP MULTI-TAP TYPE II/III TRIBUTE BRONZE, 90 MPH ITEM SHIPS AS (4) MPTR2340 POLSS4APSA20M4F POLSSHDWC4FCHHP (4) AB1 TMP1 (NO ANCHOR BOLT MODEL: PFT44023P20N/AB)  | 080083515226 |        | Consult Factory | •   | •  | •  | •  | •  | ★ E |
| PFT4404FP20  | 20' 4" SQ. STEEL POLE & 400W MP MULTI-TAP TYPE IV TRIBUTE BRONZE, 90 MPH ITEM SHIPS AS (4) MPTR4F40 POLSS4APSA20M4F POLSSHDWC4FCHHP (4) AB1 TMP1 (NO ANCHOR BOLT MODEL: PFT4404FP20N/AB)      | 080083515196 |        | Consult Factory |     | •  |    |    |    | ★ E |
| PFT42523P25  | 25' 4" SQ. STEEL POLE & 250W MP MULTI-TAP TYPE II/III TRIBUTE BRONZE, 80 MPH ITEM SHIPS AS (4) MPTR2325 POLSS4APSA25M4F POLSSHDWC4FCHHP (4) AB1 TMP1 (NO ANCHOR BOLT MODEL: PFT42523P25N/AB)  | 080083515066 |        | Consult Factory | •   | •  | •  | •  | •  | ★ E |
| PFT44023P25  | 25' 4" SQ. STEEL POLE & 400W MP MULTI-TAP TYPE II/III TRIBUTE BRONZE, 80 MPH ITEM SHIPS AS (4) MPTR2340 POLSS4APSA25M4F POLSSHDWC4FCHHP (4) AB1 TMP1 (NO ANCHOR BOLT MODEL: PFT44023P25N/AB)  | 080083514984 |        | Consult Factory | •   | •  | •  | •  | •  | ★ E |
| PFT44023P250   | 25' 5" SQ. STEEL POLE & 400W MP MULTI-TAP TYPE II/III TRIBUTE BRONZE, 90 MPH ITEM SHIPS AS (4) MPTR2340 POLSS5APSA25M4F POLSSHDWC5FCHHP (4) AB1 TMP1 (NO ANCHOR BOLT MODEL: PFT44023P250N/AB) | 080083514694 |        | Consult Factory |     | •  |    |    |    | ★ E |
| PFT4404FP25  | 25' 4" SQ. STEEL POLE & 400W MP MULTI-TAP TYPE IV TRIBUTE BRONZE, 80 MPH ITEM SHIPS AS (4) MPTR4F40 POLSS4APSA25M4F POLSSHDWC4FCHHP (4) AB1 TMP1 (NO ANCHOR BOLT MODEL: PFT4404FP25N/AB)      | 080083514946 |        | Consult Factory |     | •  |    |    | •  | ★ E |
| PFT4404FP250   | 25' 4" SQ. STEEL POLE & 400W MP MULTI-TAP TYPE IV TRIBUTE BRONZE, 90 MPH ITEM SHIPS AS (4) MPTR4F40 POLSS5APSA25M4F POLSSHDWC5FCHHP (4) AB1 TMP1 (NO ANCHOR BOLT MODEL: PFT4404FP250N/AB)     | 080083514618 |        | Consult Factory |     | •  |    |    |    | ★ E |
| PFT42523P30  | 30' 5" SQ. STEEL POLE & 250W MP MULTI-TAP TYPE II/III TRIBUTE BRONZE, 70 MPH ITEM SHIPS AS (4) MPTR2325 POLSS5APSA30M4F POLSSHDWC5FCHHP (4) AB1 TMP1 (NO ANCHOR BOLT MODEL: PFT42523P30N/AB)  | 080083517954 |        | Consult Factory | •   | •  | •  | •  |    | ★ E |
| PFT44023P30  | 30' 5" SQ. STEEL POLE & 400W MP MULTI-TAP TYPE II/III TRIBUTE BRONZE, 70 MPH ITEM SHIPS AS (4) MPTR2340 POLSS5APSA30M4F POLSSHDWC5FCHHP (4) AB1 TMP1 (NO ANCHOR BOLT MODEL: PFT44023P30N/AB)  | 080083517619 |        | Consult Factory | •   | •  | •  | •  |    | ★ E |
| PFT4404FP30  | 30' 5" SQ. STEEL POLE & 400W MP MULTI-TAP TYPE IV TRIBUTE BRONZE, 70 MPH ITEM SHIPS AS (4) MPTR4F40 POLSS5APSA30M4F POLSSHDWC5FCHHP (4) AB1 TMP1 (NO ANCHOR BOLT MODEL: PFT4404FP30N/AB)      | 080083517572 |        | Consult Factory |     | •  |    |    | •  | ★ E |

★ Indicates ARRA Eligible Product,   **Off The Shelf**   **E** Indicates EISA Compliant Pulse Start Products

| CATALOG NUMBER  | DESCRIPTION   | UPC CODE     | WEIGHT | CASE PALLET     |     |    |    |    |    |    |
|---|---|--------------|--------|-----------------|-----|----|----|----|----|----|
|   |   |              |        | QTY             | QTY | NJ | IL | TX | CA | GA |
| <b>High Pressure Sodium Single Fixture</b>  |   |              |        |                 |     |    |    |    |    |    |
|  PFT11523H15  | 15' 4" SQ. STEEL POLE & 150W HPS MULTI-TAP TYPE II/III TRIBUTE BRONZE, 100 MPH ITEM SHIPS AS HPTR2315 POLSS4APSA15M4F POLSSHDWC4FCHHP (4) AB1 TMP1 (NO ANCHOR BOLT MODEL: PFT11523H15N/AB)      | 623961784538 |        | Consult Factory | ●   | ●  | ●  | ●  | ●  | ★  |
| PFT12523H20   | 20' 4" SQ. STEEL POLE & 250W HPS MULTI-TAP TYPE II/III TRIBUTE BRONZE, 100 MPH ITEM SHIPS AS HPTR2325 POLSS4APSA20M4F POLSSHDWC4FCHHP (4) AB1 TMP1 (NO ANCHOR BOLT MODEL: PFT12523H20N/AB)      | 623961784637 |        | Consult Factory | ●   | ●  | ●  | ●  | ●  | ★  |
| PFT14023H20   | 20' 4" SQ. STEEL POLE & 400W HPS MULTI-TAP TYPE II/III TRIBUTE BRONZE, 100 MPH ITEM SHIPS AS HPTR2340 POLSS4APSA20M4F POLSSHDWC4FCHHP (4) AB1 TMP1 (NO ANCHOR BOLT MODEL: PFT14023H20N/AB)      | 623961784651 |        | Consult Factory | ●   | ●  | ●  | ●  | ●  | ★  |
| PFT12523H25   | 25' 4" SQ. STEEL POLE & 250W HPS MULTI-TAP TYPE II/III TRIBUTE BRONZE, 100 MPH ITEM SHIPS AS HPTR2325 POLSS4APSA25M4F POLSSHDWC4FCHHP (4) AB1 TMP1 (NO ANCHOR BOLT MODEL: PFT12523H25N/AB)      | 623961792120 |        | Consult Factory | ●   | ●  | ●  | ●  | ●  | ★  |
| PFT14023H25   | 25' 4" SQ. STEEL POLE & 400W HPS MULTI-TAP TYPE II/III TRIBUTE BRONZE, 100 MPH ITEM SHIPS AS HPTR2340 POLSS4APSA25M4F POLSSHDWC4FCHHP (4) AB1 TMP1 (NO ANCHOR BOLT MODEL: PFT14023H25N/AB)      | 623961817250 |        | Consult Factory | ●   | ●  | ●  | ●  | ●  | ★  |
| PFT12523H30   | 30' 5" SQ. STEEL POLE & 250W HPS MULTI-TAP TYPE II/III TRIBUTE BRONZE, 90 MPH ITEM SHIPS AS HPTR2325 POLSS5APSA30M4F POLSSHDWC5FCHHP (4) AB1 TMP1 (NO ANCHOR BOLT MODEL: PFT12523H30N/AB)       | 623961792151 |        | Consult Factory | ●   | ●  | ●  | ●  | ●  | ★  |
| PFT14023H30   | 30' 5" SQ. STEEL POLE & 400W HPS MULTI-TAP TYPE II/III TRIBUTE BRONZE, 90 MPH ITEM SHIPS AS HPTR2340 POLSS5APSA30M4F POLSSHDWC5FCHHP (4) AB1 TMP1 (NO ANCHOR BOLT MODEL: PFT14023H30N/AB)       | 623961794179 |        | Consult Factory | ●   | ●  | ●  | ●  | ●  | ★  |
| <b>High Pressure Sodium Twin Fixture</b>  |   |              |        |                 |     |    |    |    |    |    |
|  PFT21523H15 | 15' 4" SQ. STEEL POLE & 150W HPS MULTI-TAP TYPE II/III TRIBUTE BRONZE, 100 MPH ITEM SHIPS AS (2) HPTR2315 POLSS4APSA15M4F POLSSHDWC4FCHHP (4) AB1 TMP1 (NO ANCHOR BOLT MODEL: PFT21523H15N/AB)  | 623961784521 |        | Consult Factory | ●   | ●  | ●  | ●  | ●  | ★  |
| PFT22523H20   | 20' 4" SQ. STEEL POLE & 250W HPS MULTI-TAP TYPE II/III TRIBUTE BRONZE, 100 MPH ITEM SHIPS AS (2) HPTR2325 POLSS4APSA20M4F POLSSHDWC4FCHHP (4) AB1 TMP1 (NO ANCHOR BOLT MODEL: PFT22523H20N/AB)  | 623961784644 |        | Consult Factory | ●   | ●  | ●  | ●  | ●  | ★  |
| PFT24023H20   | 20' 4" SQ. STEEL POLE & 400W HPS MULTI-TAP TYPE II/III TRIBUTE BRONZE, 100 MPH ITEM SHIPS AS (2) HPTR2340 POLSS4APSA20M4F POLSSHDWC4FCHHP (4) AB1 TMP1 (NO ANCHOR BOLT MODEL: PFT24023H20N/AB)  | 623961784668 |        | Consult Factory | ●   | ●  | ●  | ●  | ●  | ★  |
| PFT22523H25   | 25' 4" SQ. STEEL POLE & 250W HPS MULTI-TAP TYPE II/III TRIBUTE BRONZE, 90 MPH ITEM SHIPS AS (2) HPTR2325 POLSS4APSA25M4F POLSSHDWC4FCHHP (4) AB1 TMP1 (NO ANCHOR BOLT MODEL: PFT22523H25N/AB)   | 623961792137 |        | Consult Factory | ●   | ●  | ●  | ●  | ●  | ★  |
| PFT24023H25   | 25' 4" SQ. STEEL POLE & 400W HPS MULTI-TAP TYPE II/III TRIBUTE BRONZE, 90 MPH ITEM SHIPS AS (2) HPTR2340 POLSS4APSA25M4F POLSSHDWC4FCHHP (4) AB1 TMP1 (NO ANCHOR BOLT MODEL: PFT24023H25N/AB)   | 623961817243 |        | Consult Factory | ●   | ●  | ●  | ●  | ●  | ★  |
| PFT24023H250  | 25' 4" SQ. STEEL POLE & 400W HPS MULTI-TAP TYPE II/III TRIBUTE BRONZE, 100 MPH ITEM SHIPS AS (2) HPTR2340 POLSS5APSA25M4F POLSSHDWC5FCHHP (4) AB1 TMP1 (NO ANCHOR BOLT MODEL: PFT24023H250N/AB) | 623961655142 |        | Consult Factory | ●   | ●  | ●  | ●  | ●  | ★  |
| PFT22523H30   | 30' 5" SQ. STEEL POLE & 250W HPS MULTI-TAP TYPE II/III TRIBUTE BRONZE, 80 MPH ITEM SHIPS AS (2) HPTR2325 POLSS5APSA30M4F POLSSHDWC5FCHHP (4) AB1 TMP1 (NO ANCHOR BOLT MODEL: PFT22523H30N/AB)   | 623961792168 |        | Consult Factory | ●   | ●  | ●  | ●  | ●  | ★  |
| PFT24023H30   | 30' 5" SQ. STEEL POLE & 400W HPS MULTI-TAP TYPE II/III TRIBUTE BRONZE, 80 MPH ITEM SHIPS AS (2) HPTR2340 POLSS5APSA30M4F POLSSHDWC5FCHHP (4) AB1 TMP1 (NO ANCHOR BOLT MODEL: PFT24023H30N/AB)   | 623961794261 |        | Consult Factory | ●   | ●  | ●  | ●  | ●  | ★  |

★ Indicates ARRA Eligible Product,  Indicates Off the Shelf Product, **E** Indicates EISA Compliant Pulse Start Products

| CATALOG NUMBER   | DESCRIPTION   | UPC CODE     | WEIGHT | CASE QTY        | PALLET QTY | NJ | IL | TX | CA | GA |
|--|---|--------------|--------|-----------------|------------|----|----|----|----|----|
| <b>High Pressure Sodium Triple Fixture</b>   |   |              |        |                 |            |    |    |    |    |    |
|  PFT31523H15 | 15' 4" SQ. STEEL POLE & 150W HPS MULTI-TAP TYPE II/III TRIBUTE BRONZE, 100 MPH ITEM SHIPS AS (3) HPTR2315 POLSS4APSA15M4F POLSSHDWC4FCHHP (4) AB1 TMP1 (NO ANCHOR BOLT MODEL: PFT31523H15N/AB)  | 080083515363 |        | Consult Factory |            | •  | •  | •  | •  | ★  |
| PFT32523H20  | 20' 4" SQ. STEEL POLE & 250W HPS MULTI-TAP TYPE II/III TRIBUTE BRONZE, 100 MPH ITEM SHIPS AS (3) HPTR2325 POLSS4APSA20M4F POLSSHDWC4FCHHP (4) AB1 TMP1 (NO ANCHOR BOLT MODEL: PFT32523H20N/AB)  | 080083515332 |        | Consult Factory |            | •  | •  | •  | •  | ★  |
| PFT34023H20  | 20' 4" SQ. STEEL POLE & 400W HPS MULTI-TAP TYPE II/III TRIBUTE BRONZE, 100 MPH ITEM SHIPS AS (3) HPTR2340 POLSS4APSA20M4F POLSSHDWC4FCHHP (4) AB1 TMP1 (NO ANCHOR BOLT MODEL: PFT34023H20N/AB)  | 080083515318 |        | Consult Factory |            | •  | •  | •  | •  | ★  |
| PFT32523H25  | 25' 4" SQ. STEEL POLE & 250W HPS MULTI-TAP TYPE II/III TRIBUTE BRONZE, 80 MPH ITEM SHIPS AS (3) HPTR2325 POLSS4APSA25M4F POLSSHDWC4FCHHP (4) AB1 TMP1 (NO ANCHOR BOLT MODEL: PFT32523H25N/AB)   | 080083515141 |        | Consult Factory |            | •  | •  | •  | •  | ★  |
| PFT34023H25  | 25' 4" SQ. STEEL POLE & 400W HPS MULTI-TAP TYPE II/III TRIBUTE BRONZE, 80 MPH ITEM SHIPS AS (3) HPTR2340 POLSS4APSA25M4F POLSSHDWC4FCHHP (4) AB1 TMP1 (NO ANCHOR BOLT MODEL: PFT34023H25N/AB)   | 080083515103 |        | Consult Factory |            | •  | •  | •  | •  | ★  |
| PFT34023H250   | 25' 5" SQ. STEEL POLE & 400W HPS MULTI-TAP TYPE II/III TRIBUTE BRONZE, 100 MPH ITEM SHIPS AS (3) HPTR2340 POLSS5APSA25M4F POLSSHDWC5FCHHP (4) AB1 TMP1 (NO ANCHOR BOLT MODEL: PFT34023H250N/AB) | 080083514755 |        | Consult Factory |            | •  |    |    |    | ★  |
| PFT32523H30  | 30' 5" SQ. STEEL POLE & 250W HPS MULTI-TAP TYPE II/III TRIBUTE BRONZE, 80 MPH ITEM SHIPS AS (3) HPTR2325 POLSS5APSA30M4F POLSSHDWC5FCHHP (4) AB1 TMP1 (NO ANCHOR BOLT MODEL: PFT22523H30N/AB)   | 080083514885 |        | Consult Factory |            | •  | •  | •  | •  | ★  |
| PFT34023H30  | 30' 5" SQ. STEEL POLE & 400W HPS MULTI-TAP TYPE II/III TRIBUTE BRONZE, 80 MPH ITEM SHIPS AS (3) HPTR2340 POLSS5APSA30M4F POLSSHDWC5FCHHP (4) AB1 TMP1 (NO ANCHOR BOLT MODEL: PFT34023H30N/AB)   | 080083515547 |        | Consult Factory |            | •  | •  | •  | •  | ★  |

|  |  |              |  |                 |  |   |   |   |   |   |
|--|--|--------------|--|-----------------|--|---|---|---|---|---|
| <b>High Pressure Sodium Quad Fixture</b>   |  |              |  |                 |  |   |   |   |   |   |
|  PFT42523H20 | 20' 4" SQ. STEEL POLE & 250W HPS MULTI-TAP TYPE II/III TRIBUTE BRONZE, 90 MPH ITEM SHIPS AS (4) HPTR2325 POLSS4APSA20M4F POLSSHDWC4FCHHP (4) AB1 TMP1 (NO ANCHOR BOLT MODEL: PFT32523H20N/AB)  | 080083515325 |  | Consult Factory |  | • | • | • | • | ★ |
| PFT44023H20  | 20' 4" SQ. STEEL POLE & 400W HPS MULTI-TAP TYPE II/III TRIBUTE BRONZE, 90 MPH ITEM SHIPS AS (4) HPTR2340 POLSS4APSA20M4F POLSSHDWC4FCHHP (4) AB1 TMP1 (NO ANCHOR BOLT MODEL: PFT44023H20N/AB)  | 080083515301 |  | Consult Factory |  | • | • | • | • | ★ |
| PFT42523H25  | 25' 4" SQ. STEEL POLE & 250W HPS MULTI-TAP TYPE II/III TRIBUTE BRONZE, 80 MPH ITEM SHIPS AS (4) HPTR2325 POLSS4APSA25M4F POLSSHDWC4FCHHP (4) AB1 TMP1 (NO ANCHOR BOLT MODEL: PFT42523H25N/AB)  | 080083515127 |  | Consult Factory |  | • | • | • | • | ★ |
| PFT44023H25  | 25' 4" SQ. STEEL POLE & 400W HPS MULTI-TAP TYPE II/III TRIBUTE BRONZE, 80 MPH ITEM SHIPS AS (4) HPTR2340 POLSS4APSA25M4F POLSSHDWC4FCHHP (4) AB1 TMP1 (NO ANCHOR BOLT MODEL: PFT44023H25N/AB)  | 080083515554 |  | Consult Factory |  | • | • | • | • | ★ |
| PFT44023H250   | 25' 5" SQ. STEEL POLE & 400W HPS MULTI-TAP TYPE II/III TRIBUTE BRONZE, 90 MPH ITEM SHIPS AS (4) HPTR2340 POLSS5APSA25M4F POLSSHDWC5FCHHP (4) AB1 TMP1 (NO ANCHOR BOLT MODEL: PFT44023H250N/AB) | 080083514731 |  | Consult Factory |  | • |   |   |   | ★ |
| PFT42523H30  | 30' 5" SQ. STEEL POLE & 250W HPS MULTI-TAP TYPE II/III TRIBUTE BRONZE, 70 MPH ITEM SHIPS AS (4) HPTR2325 POLSS5APSA30M4F POLSSHDWC5FCHHP (4) AB1 TMP1 (NO ANCHOR BOLT MODEL: PFT42523H30N/AB)  | 080083517992 |  | Consult Factory |  | • | • | • | • | ★ |
| PFT44023H30  | 30' 5" SQ. STEEL POLE & 400W HPS MULTI-TAP TYPE II/III TRIBUTE BRONZE, 70 MPH ITEM SHIPS AS (4) HPTR2340 POLSS5APSA30M4F POLSSHDWC5FCHHP (4) AB1 TMP1 (NO ANCHOR BOLT MODEL: PFT44023H30N/AB)  | 080083517978 |  | Consult Factory |  | • | • | • | • | ★ |

★ Indicates ARRA Eligible Product,  Indicates Off the Shelf Product, **E** Indicates EISA Compliant Pulse Start Products

| CATALOG NUMBER | DESCRIPTION | UPC CODE | WEIGHT | CASE |     | PALLET |    |    |    |    |  |
|----------------|-------------|----------|--------|------|-----|--------|----|----|----|----|--|
|                |             |          |        | QTY  | QTY | NJ     | IL | TX | CA | GA |  |

## Dusk to Dawn

### Eternalume



#### Pulse Start Metal Halide

|        |                                    |              |      |   |    |  |  |  |  |  |  |   |   |
|--------|------------------------------------|--------------|------|---|----|--|--|--|--|--|--|---|---|
| MPEL10 | 100W MP 120V, ETERNALUME ARM, LAMP | 623961986079 | 13.2 | 1 | 24 |  |  |  |  |  |  | • | ✓ |
|--------|------------------------------------|--------------|------|---|----|--|--|--|--|--|--|---|---|

#### High Pressure Sodium

|        |                                |              |     |   |    |  |  |  |  |   |   |   |   |   |
|--------|--------------------------------|--------------|-----|---|----|--|--|--|--|---|---|---|---|---|
| HPEL70 | 70W HPS 120V W/18" ARM W/LAMP  | 662401746927 | 9.2 | 1 | 32 |  |  |  |  |   |   | • | • | ✓ |
| HPEL10 | 100W HPS 120V W/18" ARM W/LAMP | 662401746958 | 11  | 1 | 24 |  |  |  |  |   |   | • | • | ✓ |
| HPEL15 | 150W HPS 120V W/18" ARM W/LAMP | 662401746972 | 11  | 1 | 32 |  |  |  |  | • | • |   | • | ✓ |

## Wall Mount

### Crosstour



#### LED

|            |  |              |       |   |     |   |   |   |   |   |  |  |   |   |
|------------|--|--------------|-------|---|-----|---|---|---|---|---|--|--|---|---|
| XTOR1A     | CROSSTOUR, LED, 10W, SMALL HOUSING, UNIVERSAL WALL/LOW LEVEL MOUNT, 120V, CARBON BRONZE, 5000K                         | 080083592456 | 3.867 | 6 | 240 | • | • | • | • | • |  |  |   | ✓ |
| XTOR1A-PC1 | CROSSTOUR, LED, 10W, SMALL HOUSING, UNIVERSAL WALL/LOW LEVEL MOUNT, 120V, CARBON BRONZE, 5000K, PHOTO CONTROL          | 080083592432 | 3.8   | 6 | 240 |   |   |   |   |   |  |  | • | ✓ |
| XTOR1A-WT  | CROSSTOUR, LED, 10W, SMALL HOUSING, UNIVERSAL WALL/LOW LEVEL MOUNT, 120V, SUMMIT WHITE, 5000K                          | 080083592449 | 3.8   | 6 | 240 |   |   |   |   |   |  |  | • | ✓ |
| XTOR2A     | CROSSTOUR, LED, 20W, SMALL HOUSING, UNIVERSAL WALL/LOW LEVEL MOUNT, 120-277V, CARBON BRONZE, 5000K                     | 080083592418 | 3.8   | 6 | 240 | • | • | • | • | • |  |  |   | ✓ |
| XTOR2A-PC1 | CROSSTOUR, LED, 20W, SMALL HOUSING, UNIVERSAL WALL/LOW LEVEL MOUNT, 120-277V, CARBON BRONZE, 5000K, 120V PHOTO CONTROL | 080083592395 | 3.8   | 6 | 240 |   |   |   |   |   |  |  | • | ✓ |
| XTOR2A-N   | CROSSTOUR, LED, 20W, SMALL HOUSING, UNIVERSAL WALL/LOW LEVEL MOUNT, 120-277V, CARBON BRONZE, NEUTRAL WARM 3500K        | 080083592357 | 3.8   | 6 | 240 | • | • | • | • | • |  |  |   | ✓ |
| XTOR2A-WT  | CROSSTOUR, LED, 20W, SMALL HOUSING, UNIVERSAL WALL/LOW LEVEL MOUNT, 120-277V, SUMMIT WHITE, 5000K                      | 080083592401 | 3.8   | 6 | 240 |   |   |   |   |   |  |  | • | ✓ |
| XTOR3A     | CROSSTOUR, LED, 30W, LARGE HOUSING, UNIVERSAL WALL/LOW LEVEL MOUNT, 120-277V, CARBON BRONZE, 5000K                     | 080083592296 | 5.1   | 6 | 270 | • | • | • | • | • |  |  |   | ✓ |
| XTOR3A-PC1 | CROSSTOUR, LED, 30W, LARGE HOUSING, UNIVERSAL WALL/LOW LEVEL MOUNT, 120-277V, CARBON BRONZE, 5000K, 120V PHOTO CONTROL | 080083592272 | 5.1   | 6 | 270 |   |   |   |   |   |  |  | • | ✓ |
| XTOR3A-N   | CROSSTOUR, LED, 30W, LARGE HOUSING, UNIVERSAL WALL/LOW LEVEL MOUNT, 120-277V, CARBON BRONZE, NEUTRAL WARM 3500K        | 080083591831 | 5.1   | 6 | 270 | • |   |   |   |   |  |  | • | ✓ |
| XTOR3A-WT  | CROSSTOUR, LED, 30W, LARGE HOUSING, UNIVERSAL WALL/LOW LEVEL MOUNT, 120-277V, SUMMIT WHITE, 5000K                      | 080083592289 | 5.1   | 6 | 270 |   |   |   |   |   |  |  | • | ✓ |

#### Accessory

|         |                      |              |      |    |     |  |  |  |  |  |  |  |   |   |   |
|---------|----------------------|--------------|------|----|-----|--|--|--|--|--|--|--|---|---|---|
| WG/XTOR | CROSSTOUR WIRE GUARD | 080083607402 | 1.75 | 15 | 120 |  |  |  |  |  |  |  | • | ★ | ✓ |
|---------|----------------------|--------------|------|----|-----|--|--|--|--|--|--|--|---|---|---|

### Wal-Lite



#### High Pressure Sodium

|         |   |              |       |   |     |  |  |  |  |  |  |  |   |   |
|---------|---|--------------|-------|---|-----|--|--|--|--|--|--|--|---|---|
| HPWM50P | 50W HPS 120V NPF W/LAMP & PHOTOCONTROL BRONZE | 662401326655 | 2.29  | 4 | 144 |  |  |  |  |  |  |  | • | ✓ |
| HPWM70P | 70W HPS 120V NPF W/LAMP & PHOTOCONTROL BRONZE | 662401326679 | 5.622 | 4 | 144 |  |  |  |  |  |  |  | • | ✓ |
| HPWM70  | 70W HPS 120V NPF W/LAMP BRONZE                | 662401326693 | 5.423 | 4 | 144 |  |  |  |  |  |  |  | • | ✓ |

### Wally



#### Pulse Start Metal Halide

|       |                                    |              |    |   |    |   |   |   |   |   |  |  |   |   |   |   |   |   |
|-------|------------------------------------|--------------|----|---|----|---|---|---|---|---|--|--|---|---|---|---|---|---|
| LP70G | 70W MP 120/277V NPF W/LAMP BRONZE  | 623961978241 | 11 | 1 | 48 |   |   |   |   |   |  |  | • | • | • | • | • | ✓ |
| LP10G | 100W MP 120/277V NPF W/LAMP BRONZE | 623961978258 | 11 | 1 | 48 | • | • | • | • | • |  |  |   |   |   |   |   | ✓ |

| CATALOG NUMBER              | DESCRIPTION                     | UPC CODE     | WEIGHT | CASE |     | PALLET |    |    |    |    |   |   |
|-----------------------------|---------------------------------|--------------|--------|------|-----|--------|----|----|----|----|---|---|
|                             |                                 |              |        | QTY  | QTY | NJ     | IL | TX | CA | GA |   |   |
| <b>High Pressure Sodium</b> |                                 |              |        |      |     |        |    |    |    |    |   |   |
| LS70G                       | 70W HPS 120V NPF W/LAMP BRONZE  | 622696399413 | 11     | 1    | 48  |        |    |    |    | •  | • | ✓ |
| LS10G                       | 100W HPS 120V NPF W/LAMP BRONZE | 622696399406 | 8.2    | 1    | 48  |        |    |    |    |    | • | ✓ |
| LS15G                       | 150W HPS 120V NPF W/LAMP BRONZE | 662401051496 | 10.5   | 1    | 48  |        |    |    |    |    | • | ✓ |

**Accessory (For Additional Accessories see HID Accessories)**

|       |                        |              |   |    |      |  |  |  |  |  |   |   |
|-------|------------------------|--------------|---|----|------|--|--|--|--|--|---|---|
| WY/WG | WIRE GUARD WALLY GLASS | 622696399444 | 1 | 18 | 1080 |  |  |  |  |  | • | ✓ |
|-------|------------------------|--------------|---|----|------|--|--|--|--|--|---|---|

**Wally Cutoff**



**Pulse Start Metal Halide**

|       |                                   |              |       |   |     |  |  |  |  |  |   |   |
|-------|-----------------------------------|--------------|-------|---|-----|--|--|--|--|--|---|---|
| LP70C | 70W MP 120/277V NPF W/LAMP BRONZE | 623961978265 | 13.04 | 1 | 125 |  |  |  |  |  | • | ✓ |
|-------|-----------------------------------|--------------|-------|---|-----|--|--|--|--|--|---|---|

**Accessory**

|          |                                       |              |     |   |     |  |  |  |  |  |   |   |
|----------|---------------------------------------|--------------|-----|---|-----|--|--|--|--|--|---|---|
| WY/FC/CO | FULL CUTOFF VISOR BRONZE WALLY CUTOFF | 622696399536 | 0.6 | 9 | 270 |  |  |  |  |  | • | ✓ |
|----------|---------------------------------------|--------------|-----|---|-----|--|--|--|--|--|---|---|

**Smokey**



**High Pressure Sodium**

|      |  |              |     |   |    |  |  |  |  |  |   |   |
|------|--|--------------|-----|---|----|--|--|--|--|--|---|---|
| BS70 | 70W HPS 120V NPF CLEAR POLYCARBONATE LENS W/LAMP BRONZE  | 662400116639 | 7   | 1 | 96 |  |  |  |  |  | • | ★ |
| BS10 | 100W HPS 120V NPF CLEAR POLYCARBONATE LENS W/LAMP BRONZE | 662400116684 | 7.2 | 1 | 96 |  |  |  |  |  | • | ★ |

**Super Smokey**



**Pulse Start Metal Halide**

|                 |  |              |    |   |    |  |  |  |  |  |   |   |
|-----------------|--|--------------|----|---|----|--|--|--|--|--|---|---|
| MPGS-150H-MT-LL | 150W MP MULTI-TAP GLASS LENS W/LAMP BRONZE | 623961767609 | 29 | 1 | 60 |  |  |  |  |  | • | ★ |
|-----------------|--|--------------|----|---|----|--|--|--|--|--|---|---|

**Micro Pak**



**Pulse Start Metal Halide**

|                        |  |              |    |   |    |  |  |  |  |  |   |   |
|------------------------|--|--------------|----|---|----|--|--|--|--|--|---|---|
| MPMP-PC-70-120/277V-LL | 70W MP DT POLYCARBONATE LENS W/LAMP BRONZE | 623961975431 | 11 | 1 | 96 |  |  |  |  |  | • | ★ |
|------------------------|--|--------------|----|---|----|--|--|--|--|--|---|---|

**Glass-Pak**



**Pulse Start Metal Halide**

|                 |                                     |              |    |   |    |  |  |  |  |  |   |   |
|-----------------|-------------------------------------|--------------|----|---|----|--|--|--|--|--|---|---|
| MPGP-150H-MT-LL | 150W MP HPF MULTI-TAP W/LAMP BRONZE | 623961768316 | 16 | 1 | 60 |  |  |  |  |  | • | ★ |
|-----------------|-------------------------------------|--------------|----|---|----|--|--|--|--|--|---|---|

**Z-Pak**



**Pulse Start Metal Halide**

|        |                                 |              |    |   |    |  |  |  |  |   |   |   |   |
|--------|---------------------------------|--------------|----|---|----|--|--|--|--|---|---|---|---|
| MPFZ15 | 150W MP MULTI-TAP W/LAMP BRONZE | 623961997167 | 18 | 1 | 48 |  |  |  |  | • | • | • | ✓ |
|--------|---------------------------------|--------------|----|---|----|--|--|--|--|---|---|---|---|

**High Pressure Sodium**

|        |                                 |              |    |   |    |  |  |  |  |  |   |   |
|--------|---------------------------------|--------------|----|---|----|--|--|--|--|--|---|---|
| HPFZ15 | 150W HPS 120V NPF W/LAMP BRONZE | 623961007279 | 18 | 1 | 48 |  |  |  |  |  | • | ✓ |
|--------|---------------------------------|--------------|----|---|----|--|--|--|--|--|---|---|


**Accessory (For Additional Accessories see HID Accessories)**

|       |                              |              |     |   |    |  |  |  |  |  |   |   |
|-------|------------------------------|--------------|-----|---|----|--|--|--|--|--|---|---|
| FZ/GS | REPLACEMENT DOOR Z-PAK GLASS | 622696440962 | 5.4 | 1 | 90 |  |  |  |  |  | • | ✓ |
|-------|------------------------------|--------------|-----|---|----|--|--|--|--|--|---|---|

**Z-Pak Cutoff**

★ Indicates ARRA Eligible Product, ✓ Indicates Off the Shelf Product, **E** Indicates EISA Compliant Pulse Start Products

Please reference the Cooper Lighting Stock Guide Terms and Conditions page. Pictures are a representation of product categories and may not illustrate the exact skus listed. Product information is subject to change without notice. Consult factory representative for additional information and inventory details. Visit [www.cooperlighting.com](http://www.cooperlighting.com) for more product information.

| CATALOG NUMBER   | DESCRIPTION                     | UPC CODE                               | WEIGHT       | CASE QTY | PALLET QTY | NJ | IL | TX | CA | GA |   |
|--|---------------------------------|--|--------------|----------|------------|----|----|----|----|----|---|
|  | <b>Pulse Start Metal Halide</b> |  |              |          |            |    |    |    |    |    |   |
|  | MPFZ15C                         | 150W MP MULTI-TAP W/LAMP BRONZE CUTOFF | 623961997525 | 16.56    | 1          | 48 |    |    |    |    | • |

**Accessory**

|          |                                |              |  |   |    |     |  |  |  |  |   |   |
|----------|--------------------------------|--------------|--|---|----|-----|--|--|--|--|---|---|
| FZ/FC/CO | FULL CUTOFF VISOR Z-PAK CUTOFF | 622696441044 |  | 1 | 24 | 288 |  |  |  |  | • | ✓ |
|----------|--------------------------------|--------------|--|---|----|-----|--|--|--|--|---|---|

**Wal-Pak**



**Borosilicate Glass - LED**

|       |  |              |    |   |    |  |  |   |  |  |   |   |   |
|-------|--|--------------|----|---|----|--|--|---|--|--|---|---|---|
| WPL2A | 28W LED, 120-277V, DIE CAST, BRONZE, BOROSILICATE GLASS, HINGED REMOVABLE DOOR | 080083557066 | 24 | 1 | 18 |  |  | • |  |  | • | ★ | ✓ |
| WPL4A | 40W LED, 120-277V, DIE CAST, BRONZE, BOROSILICATE GLASS, HINGED REMOVABLE DOOR | 080083557080 | 24 | 1 | 24 |  |  | • |  |  | • | ★ | ✓ |

**Borosilicate Glass - Pulse Start Metal Halide**

|       |   |              |      |   |    |   |   |   |   |   |  |  |     |
|-------|---|--------------|------|---|----|---|---|---|---|---|--|--|-----|
| WPP15 | 150W MP MULTI-TAP BOROSILICATE GLASS WALL MOUNT, W/LAMP BRONZE, HINGED REMOVABLE DOOR | 080083541164 | 22.8 | 1 | 24 | • | • | • | • | • |  |  | ✓   |
| WPP25 | 250W MP MULTI-TAP BOROSILICATE GLASS WALL MOUNT, W/LAMP BRONZE, HINGED REMOVABLE DOOR | 080083541171 | 24.5 | 1 | 24 | • | • | • | • | • |  |  | E ✓ |
| WPP32 | 320W MP MULTI-TAP BOROSILICATE GLASS WALL MOUNT, W/LAMP BRONZE, HINGED REMOVABLE DOOR | 080083547005 | 22.8 | 1 | 36 |   |   | • |   |   |  |  | E ✓ |
| WPP40 | 400W MP MULTI-TAP BOROSILICATE GLASS WALL MOUNT, W/LAMP BRONZE, HINGED REMOVABLE DOOR | 080083541195 | 22.8 | 1 | 24 | • | • | • | • | • |  |  | E ✓ |

**Borosilicate Glass - High Pressure Sodium**

|       |  |              |      |   |    |   |   |   |  |  |  |   |   |
|-------|--|--------------|------|---|----|---|---|---|--|--|--|---|---|
| WPS10 | 100W HPS MULTI-TAP BOROSILICATE GLASS WALL MOUNT, W/LAMP BRONZE, HINGED REMOVABLE DOOR | 080083541201 | 22.8 | 1 | 36 |   |   |   |  |  |  | • | ✓ |
| WPS15 | 150W HPS MULTI-TAP BOROSILICATE GLASS WALL MOUNT, W/LAMP BRONZE, HINGED REMOVABLE DOOR | 080083541218 | 24.6 | 1 | 36 | • | • | • |  |  |  | • | ✓ |
| WPS25 | 250W HPS MULTI-TAP BOROSILICATE GLASS WALL MOUNT, W/LAMP BRONZE, HINGED REMOVABLE DOOR | 080083541225 | 22.8 | 1 | 36 |   |   | • |  |  |  | • | ✓ |
| WPS40 | 400W HPS MULTI-TAP BOROSILICATE GLASS WALL MOUNT, W/LAMP BRONZE, HINGED REMOVABLE DOOR | 080083541232 | 22.8 | 1 | 36 |   |   | • |  |  |  | • | ✓ |



**Full Cutoff - LED**

|        |  |              |    |   |    |  |  |  |  |  |  |   |   |   |
|--------|--|--------------|----|---|----|--|--|--|--|--|--|---|---|---|
| WPL2AC | 28W LED, 120-277V, DIE CAST, BRONZE, FULL CUTOFF HINGED REMOVABLE DOOR | 080083557073 | 24 | 1 | 8  |  |  |  |  |  |  | • | ★ | ✓ |
| WPL4AC | 40W LED, 120-277V, DIE CAST, BRONZE, FULL CUTOFF HINGED REMOVABLE DOOR | 080083557097 | 24 | 1 | 16 |  |  |  |  |  |  | • | ★ | ✓ |



**Full Cutoff - Pulse Start Metal Halide**

|        |  |              |      |   |    |  |  |   |  |  |  |   |     |
|--------|--|--------------|------|---|----|--|--|---|--|--|--|---|-----|
| WPP15C | 150W MP MULTI-TAP FULL CUTOFF WALL MOUNT, W/LAMP BRONZE, HINGED REMOVABLE DOOR | 080083541249 | 22.8 | 1 | 36 |  |  | • |  |  |  | • | ✓   |
| WPP25C | 250W MP MULTI-TAP FULL CUTOFF WALL MOUNT, W/LAMP BRONZE, HINGED REMOVABLE DOOR | 080083541256 | 22.8 | 1 | 36 |  |  | • |  |  |  | • | E ✓ |
| WPP40C | 400W MP MULTI-TAP FULL CUTOFF WALL MOUNT, W/LAMP BRONZE, HINGED REMOVABLE DOOR | 080083541263 | 22.8 | 1 | 36 |  |  | • |  |  |  | • | E ✓ |

**Accessory (For Additional Accessories see HID Accessories)**

|         |   |              |     |   |     |    |  |  |  |  |   |   |   |   |
|---------|---|--------------|-----|---|-----|----|--|--|--|--|---|---|---|---|
| WLR     | REPLACEMENT GLASS LENS                        | 662400120964 | 5.9 | 2 | 180 |    |  |  |  |  | • | • |   |   |
| PLL     | REPLACEMENT POLYCARBONATE LENS (150W MAXIMUM) | 662400971375 | 3.6 | 2 | 108 |    |  |  |  |  |   | • |   |   |
| WG/WPFC | WAL-PAK FULL CUTOFF DOOR WIRE GUARD           | 080083545698 |     | 1 | 1   | 30 |  |  |  |  |   | • | ✓ |   |
| WG/WPFL | WAL-PAK FLAT LENS DOOR WIRE GUARD             | 080083545681 |     | 1 | 1   | 30 |  |  |  |  |   | • |   |   |
| WG/WPGL | WAL-PAK BOROSILICATE GLASS DOOR WIRE GUARD    | 080083545674 |     | 1 | 1   | 63 |  |  |  |  |   | • | ✓ |   |
| VS/WPGL | WAL-PAK BOROSILICATE GLASS DOOR VANDAL SHEILD | 080083547685 | 2.5 | 1 | 117 |    |  |  |  |  |   | • | ★ | ✓ |

★ Indicates ARRA Eligible Product, ✓ Indicates Off the Shelf Product, E Indicates EISA Compliant Pulse Start Products

Please reference the Cooper Lighting Stock Guide Terms and Conditions page. Pictures are a representation of product categories and may not illustrate the exact skus listed. Product information is subject to change without notice. Consult factory representative for additional information and inventory details. Visit [www.cooperlighting.com](http://www.cooperlighting.com) for more product information.



| CATALOG NUMBER | DESCRIPTION | UPC CODE | WEIGHT | CASE |     | PALLET |    |    |    |    |
|----------------|-------------|----------|--------|------|-----|--------|----|----|----|----|
|                |             |          |        | QTY  | QTY | NJ     | IL | TX | CA | GA |

**Canopy**  
**Canopy Light**



**Pulse Start Metal Halide**

|                |                                    |              |      |   |    |  |  |  |   |  |     |
|----------------|------------------------------------|--------------|------|---|----|--|--|--|---|--|-----|
| MPCL-150-MT-LL | 150W MP MULTI-TAP CWA W/LAMP WHITE | 080083587834 | 27.1 | 1 | 16 |  |  |  | • |  | ★   |
| MPCL-250-MT-LL | 250W MP MULTI-TAP CWA W/LAMP WHITE | 623961265266 | 27.1 | 1 | 16 |  |  |  | • |  | ★ ⓔ |
| MPCL-400-MT-LL | 400W MP MULTI-TAP CWA W/LAMP WHITE | 623961366796 | 32   | 1 | 16 |  |  |  | • |  | ★ ⓔ |
| MPCL-400-MT    | 400W MP MULTI-TAP CWA WHITE        | 662401423095 | 32   | 1 | 16 |  |  |  | • |  | ★ ⓔ |



| CATALOG NUMBER | DESCRIPTION | UPC CODE | WEIGHT | CASE QTY | PALLET QTY | NJ | IL | TX | CA | GA |
|----------------|-------------|----------|--------|----------|------------|----|----|----|----|----|
|----------------|-------------|----------|--------|----------|------------|----|----|----|----|----|

## Industrial Component Ballast Pod

### Enterprise - Pulse Start Metal Halide

|                      |                              |              |       |   |    |  |  |  |  |   |          |
|----------------------|------------------------------|--------------|-------|---|----|--|--|--|--|---|----------|
| MPEP-22/28-320-MT-OR | 320W MP MULTI-TAP OPEN RATED | 080083551606 | 17.4  | 1 | 32 |  |  |  |  | • | <b>E</b> |
| MPEP-22/28-400-MT-OR | 400W MP MULTI-TAP OPEN RATED | 080083551613 | 19.26 | 1 | 40 |  |  |  |  | • | <b>E</b> |

### Steeler Series - Metal Halide

|                   |                               |              |       |   |    |  |   |   |  |   |  |
|-------------------|-------------------------------|--------------|-------|---|----|--|---|---|--|---|--|
| MHSS-1000-480V-OR | 1000W MH 480V OPEN RATED      | 623961090585 | 31    | 1 | 56 |  | • | • |  | • |  |
| MHSS-1000-MT-OR   | 1000W MH MULTI-TAP OPEN RATED | 623961126727 | 30.36 | 1 | 56 |  |   |   |  | • |  |

### Steeler Series - Pulse Start Metal Halide

|                |                                      |              |       |   |    |  |   |  |  |   |          |
|----------------|--------------------------------------|--------------|-------|---|----|--|---|--|--|---|----------|
| MPSS-400-MT-OR | 400W MP MULTI-TAP, OPEN RATED SOCKET | 623961925986 | 20.26 | 1 | 56 |  | • |  |  | • | <b>E</b> |
|----------------|--------------------------------------|--------------|-------|---|----|--|---|--|--|---|----------|

## Optics

|            |                                 |              |      |    |     |  |   |  |  |   |   |
|------------|---------------------------------|--------------|------|----|-----|--|---|--|--|---|---|
| SA15       | 15" ALUMINUM HIGH-BAY REFLECTOR | 662400127505 | 1    | 10 | 180 |  |   |  |  | • |   |
| PD16       | 16" ACRYLIC HIGH-BAY REFRACTOR  | 662400118275 | 3.95 | 9  | 108 |  |   |  |  | • |   |
| SA18       | 18" ALUMINUM HIGH-BAY REFLECTOR | 662400127512 | 1    | 10 | 80  |  |   |  |  | • | ★ |
| PD22       | 22" ACRYLIC HIGH-BAY REFRACTOR  | 662400125211 | 8.1  | 4  | 32  |  |   |  |  | • |   |
| R22        | 22" ALUMINUM LOW-BAY REFLECTOR  | 662400122197 | 10.1 | 1  | 12  |  |   |  |  | • |   |
| DB22       | 22" DROP ACRYLIC LENS           | 662400975779 | 2.2  | 5  | 40  |  |   |  |  | • | ★ |
| SA23       | 23" ALUMINUM HIGH-BAY REFLECTOR | 662400609636 | 3.2  | 5  | 40  |  |   |  |  | • | ★ |
| EN-23-DOOR | 23" ENCLOSED & GASKETED DOOR    | 662400126157 | 5.4  | 10 | 40  |  |   |  |  | • | ★ |
| PD25       | 25" ACRYLIC HIGH-BAY REFRACTOR  | 662400975816 | 7.4  | 5  | 40  |  |   |  |  | • |   |
| R28        | 28" ALUMINUM LOW-BAY REFLECTOR  | 662400120933 | 16   | 1  | 9   |  |   |  |  | • |   |
| EP22       | R22/RP22 REPLACEMENT LENS       | 662400976349 | 2.86 | 5  | 50  |  | • |  |  |   | ★ |

## Accessory

### Accessory (For Additional Accessories see HID Accessories)

|              |  |              |     |    |      |  |   |  |  |   |   |   |
|--------------|--|--------------|-----|----|------|--|---|--|--|---|---|---|
| PC6-277V-WHT | 6 FOOT CORD WITH NEMA 277V L7-15P PLUG | 623961136214 | 3   | 5  | 96   |  | • |  |  |   |   | ☑ |
| SHK          | HOOK W/SAFETY SCREW                    | 662400121268 | 0.4 | 10 | 3500 |  |   |  |  | • | • |   |

### Safety Glass

|       |                         |              |       |   |     |  |   |  |  |   |  |
|-------|-------------------------|--------------|-------|---|-----|--|---|--|--|---|--|
| SGB15 | 15" SAFETY GLASS BOTTOM | 662400121473 | 2.3   | 5 | 100 |  |   |  |  | • |  |
| SGB22 | 22" SAFETY GLASS BOTTOM | 662400975649 | 2.762 | 5 | 80  |  | • |  |  |   |  |
| SGB23 | 23" SAFETY GLASS BOTTOM | 662400121497 | 5     | 5 | 40  |  |   |  |  | • |  |

### Wire Guard

|          |                               |              |     |   |     |  |  |  |  |   |   |   |
|----------|-------------------------------|--------------|-----|---|-----|--|--|--|--|---|---|---|
| WG15     | 15" WIRE GUARD                | 662400121381 | 1.8 | 5 | 280 |  |  |  |  | • | ★ | ☑ |
| WG15/GLC | 15" WIRE GUARD W/SAFETY GLASS | 662400973423 | 3.8 | 2 | 40  |  |  |  |  | • | ★ | ☑ |
| WG22/EP  | 22" WIRE GUARD                | 662400973461 | 2.6 | 5 | 80  |  |  |  |  | • | ★ | ☑ |

## Worklight and Industrial Component Accessories

|      |                     |              |     |    |      |  |  |   |   |   |  |   |
|------|---------------------|--------------|-----|----|------|--|--|---|---|---|--|---|
| FH-1 | FIXTURE HOOK 2-1/2" | 662400121244 | 0.2 | 10 | 3500 |  |  | • | • | • |  | ☑ |
| FL-1 | FIXTURE LOOP 2-1/2" | 662400121251 | 0.6 | 10 | 3500 |  |  | • |   | • |  | ☑ |

## Wall Mount Accessories

|       |                              |              |     |   |     |  |  |  |  |   |   |   |
|-------|------------------------------|--------------|-----|---|-----|--|--|--|--|---|---|---|
| PE/MT | PHOTOCELL MULTI-TAP EXTERNAL | 662400120971 | 0.6 | 1 | 600 |  |  |  |  | • | ★ | ☑ |
|-------|------------------------------|--------------|-----|---|-----|--|--|--|--|---|---|---|

★ Indicates ARRA Eligible Product, ☑ Indicates Off the Shelf Product, **E** Indicates EISA Compliant Pulse Start Products

Please reference the Cooper Lighting Stock Guide Terms and Conditions page. Pictures are a representation of product categories and may not illustrate the exact skus listed. Product information is subject to change without notice. Consult factory representative for additional information and inventory details. Visit [www.cooperlighting.com](http://www.cooperlighting.com) for more product information.

| CATALOG NUMBER | DESCRIPTION | UPC CODE | WEIGHT | CASE |     | PALLET |    |    |    |    |
|----------------|-------------|----------|--------|------|-----|--------|----|----|----|----|
|                |             |          |        | QTY  | QTY | NJ     | IL | TX | CA | GA |

**Indoor**  
**Vertimark II**



**Pulse Start Metal Halide**

|                       |                                     |              |       |   |    |   |  |  |  |  |   |
|-----------------------|-------------------------------------|--------------|-------|---|----|---|--|--|--|--|---|
| MPBE-5A-175H-MT-OR-LL | 175W MP MULTI-TAP HPF TYPE V W/LAMP | 080083588497 | 23.8  | 1 | 12 |   |  |  |  |  | • |
| MPBE-5A-250H-MT-OR-LL | 250W MP MULTI-TAP HPF TYPE V W/LAMP | 080083580330 | 23.75 | 1 | 12 | • |  |  |  |  | • |

CATALOG  
NUMBER

DESCRIPTION

UPC CODE    WEIGHT    CASE QTY    PALLET QTY    NJ    IL    TX    CA    GA

## Consumer Products - Security & Worklights

### Floodlight EQ-300-WL



**Quartz Halogen**

EQ-300-WL    300W QUARTZ HALOGEN FLOODLIGHT, BRONZE    044427300954    1.9    6    378    .    .

### GP-500-WL



**Quartz Halogen**

GP-500-WL    500W QUARTZ HALOGEN FLOODLIGHT, BRONZE    044427001585    2.5    2    192    .    .

### ML300QW



**Quartz Halogen**

ML300QW    300W QUARTZ HALOGEN DECORATIVE LOW-PROFILE FLOODLIGHT, WHITE    044427001165    1.65    6    336    .    .

### MQF150



**Quartz Halogen**

MQF150    150W QUARTZ HALOGEN 120V W/LAMP BRONZE    044427001912    1.23    6    480    .    .    .    ✓

### MQF150W



**Quartz Halogen**

MQF150W    150W QUARTZ HALOGEN 120V W/LAMP WHITE    044427001929    1.23    6    384    .    .    .    ✓

### MT250RU



**PAR**

MT250RU    300W PAR METAL TWIN FLOODLIGHT, BRONZE    044427300541    1.5    4    240    .    .

### MT250RWU



**PAR**

MT250RWU    300W PAR METAL TWIN FLOODLIGHT, WHITE    044427300558    1.5    4    240    .    .

### MX1












**Quartz Halogen**

MX1    TWIN 100W QUARTZ HALOGEN 120V W/LAMP BRONZE    044427003275    1.36    2    324    .    .    .    ✓








### MX1W

★ Indicates ARRA Eligible Product,    ✓ Indicates Off the Shelf Product,    **E** Indicates EISA Compliant Pulse Start Products

| CATALOG NUMBER   | DESCRIPTION  | UPC CODE     | WEIGHT | CASE QTY | PALLET QTY | NJ | IL | TX | CA | GA |   |
|--|--|--------------|--------|----------|------------|----|----|----|----|----|---|
| <br><b>PWT250BR</b>  | <b>Quartz Halogen</b><br>MX1W<br>TWIN 100W QUARTZ HALOGEN 120V W/LAMP WHITE            | 044427003282 | 1.36   | 2        | 324        |    |    |    | •  | •  | ☑ |
| <br><b>PWT250WH</b>  | <b>PAR</b><br>PWT250BR<br>300W PAR PLASTIC TWIN FLOODLIGHT, BRONZE                     | 044427300114 | 0.96   | 4        | 504        |    |    |    | •  |    |   |
| <br><b>QL-500-WL</b> | <b>PAR</b><br>PWT250WH<br>300W PAR PLASTIC TWIN FLOODLIGHT, WHITE                      | 044427300121 | 0.96   | 4        | 576        |    |    |    | •  |    |   |
| <br><b>SP100</b>     | <b>Quartz Halogen</b><br>QL-500-WL<br>500W INDUSTRIAL GRADE HALOGEN FLOODLIGHT, BRONZE | 044427050514 | 3.37   | 2        | 128        |    |    |    | •  |    |   |
| <br><b>TMQ150</b>   | <b>Halogen</b><br>SP100<br>75W HALOGEN LANDSCAPE LIGHT                                 | 044427005750 | 1.25   | 6        | 480        |    |    |    | •  |    |   |
| <br><b>TMQ150W</b> | <b>Quartz Halogen</b><br>TMQ150<br>TWIN 150W QUARTZ HALOGEN 120V HEADS W/LAMP BRONZE   | 044427001936 | 2.71   | 2        | 216        |    |    |    | •  | •  | ☑ |
| <br><b>VT100G</b>  | <b>Quartz Halogen</b><br>TMQ150W<br>TWIN 150W QUARTZ HALOGEN 120V HEADS W/LAMP WHITE   | 044427001943 | 2.71   | 2        | 216        |    |    |    | •  | •  | ☑ |
| <br><b>WQ300</b>   | <b>Incandescent</b><br>VT100G<br>100W VAPOR TIGHT INCANDESCENT FLOODLIGHT              | 044427550113 | 1.8    | 10       | 400        |    |    |    | •  |    |   |
| <br><b>WQ500</b>   | <b>Quartz Halogen</b><br>WQ300<br>300W HALOGEN FLOODLIGHT                              | 044427001448 | 1.9    | 6        | 384        |    |    |    | •  |    |   |

★ Indicates ARRA Eligible Product, ☑ Indicates Off the Shelf Product, **E** Indicates EISA Compliant Pulse Start Products



| CATALOG NUMBER   | DESCRIPTION   | UPC CODE     | WEIGHT | CASE QTY | PALLET QTY | NJ | IL | TX | CA | GA |
|--|---|--------------|--------|----------|------------|----|----|----|----|----|
| <br><b>WQ500</b>     | <b>Quartz Halogen</b><br>500W HALOGEN FLOODLIGHT  | 044427003954 | 2.25   | 2        | 192        |    |    |    | •  |    |
| <b>Motion Activated HS-5</b>   |   |              |        |          |            |    |    |    |    |    |
| <b>HS-5</b>  | <b>Incandescent</b><br>MOTION-ACTIVATED NIGHT LIGHT   | 044427002957 | 0.23   | 6        | 384        |    |    |    | •  |    |
| <b>HS8</b>   |   |              |        |          |            |    |    |    |    |    |
| <br><b>HS8</b>       | <b>Incandescent</b><br>90 DEGREE MOTION-ACTIVATED NIGHT LIGHT   | 044427500064 | 0.27   | 6        | 378        |    |    |    | •  |    |
| <b>MAC100</b>  |   |              |        |          |            |    |    |    |    |    |
| <br><b>MAC100</b>    | <b>Quartz Halogen</b><br>110 DEGREE 100W QUARTZ HALOGEN MOTION-ACTIVATED CAMERA AND FLOODLIGHT, BLACK | 044427351338 | 3.55   | 2        | 128        |    |    |    | •  | ✓  |
| <b>MAC100W</b>   |   |              |        |          |            |    |    |    |    |    |
| <br><b>MAC100W</b>  | <b>Quartz Halogen</b><br>110 DEGREE 100W QUARTZ HALOGEN MOTION-ACTIVATED CAMERA AND FLOODLIGHT, WHITE | 080083529810 | 3.55   | 2        | 128        |    |    |    | •  | •  |
| <b>MS100PG</b>   |   |              |        |          |            |    |    |    |    |    |
| <br><b>MS100PG</b> | <b>LED</b><br>110 DEGREE 100W QUARTZ HALOGEN MOTION-ACTIVATED PLUG-IN SECURITY LIGHT                  | 044427351239 | 2.75   | 2        | 136        |    |    |    | •  | ✓  |
| <b>MS180</b>   |   |              |        |          |            |    |    |    |    |    |
| <br><b>MS180</b>   | <b>Sensor</b><br>180 DEGREE SENSOR 120V 500W MAX. BRONZE  | 044427006313 | 0.6    | 4        | 1088       |    |    |    | •  | •  |
| <b>MS180W</b>  |   |              |        |          |            |    |    |    |    |    |
| <br><b>MS180W</b>  | <b>Sensor</b><br>180 DEGREE SENSOR 120V 500W MAX. WHITE   | 044427006337 | 0.6    | 4        | 1008       |    |    |    | •  | •  |
| <b>MS185</b>   |   |              |        |          |            |    |    |    |    |    |
| <br><b>MS185</b>   | <b>PAR</b><br>180 DEGREE 200W PAR MOTION-ACTIVATED SECURITY FLOODLIGHT, BRONZE                        | 044427006351 | 1.5    | 2        | 360        |    |    |    | •  |    |
| <b>MS185D</b>  |   |              |        |          |            |    |    |    |    |    |

★ Indicates ARRA Eligible Product, ✓ Indicates Off the Shelf Product, **E** Indicates EISA Compliant Pulse Start Products

| CATALOG NUMBER   | DESCRIPTION   | UPC CODE     | WEIGHT | CASE QTY | PALLET QTY | NJ | IL | TX | CA | GA |   |
|--|---|--------------|--------|----------|------------|----|----|----|----|----|---|
| <br><b>MS185DW</b>   | <b>PAR</b><br>MS185D<br>180 DEGREE 200W PAR MOTION-ACTIVATED SECURITY FLOODLIGHT, BRONZE                      | 080083602285 | 1.57   | 2        | 1088       |    |    |    | •  | •  | ☑ |
| <br><b>MS185R</b>    | <b>PAR</b><br>MS185DW<br>180 DEGREE 200W PAR MOTION-ACTIVATED SECURITY FLOODLIGHT, WHITE                      | 080083602292 | 1.57   | 2        | 1088       |    |    |    | •  | •  | ☑ |
| <br><b>MS185RW</b>   | <b>PAR</b><br>MS185R<br>180 DEGREE DETECTOR, METAL, BELL, 120V (2)150W PAR, BRONZE                            | 044427006399 | 2.41   | 2        | 250        |    |    |    | •  | •  | ☑ |
| <br><b>MS185W</b>    | <b>PAR</b><br>MS185RW<br>180 DEGREE DETECTOR, METAL, BELL, 120V (2) 150W PAR, WHITE                           | 044427006412 | 2.41   | 2        | 192        |    |    |    | •  | •  | ☑ |
| <br><b>MS188</b>    | <b>PAR</b><br>MS185W<br>180 DEGREE 200W PAR MOTION-ACTIVATED SECURITY FLOODLIGHT, WHITE                       | 044427006375 | 1.5    | 2        | 300        |    |    |    | •  |    |   |
| <br><b>MS188W</b>  | <b>Quartz Halogen</b><br>MS188<br>180 DEGREE 300W QUARTZ HALOGEN MOTION-ACTIVATED SECURITY FLOODLIGHT, BRONZE | 044427006436 | 2.6    | 2        | 144        |    |    |    | •  | •  | ☑ |
| <br><b>MS245R</b>  | <b>Quartz Halogen</b><br>MS188W<br>180 DEGREE 300W QUARTZ HALOGEN MOTION-ACTIVATED SECURITY FLOODLIGHT, WHITE | 044427006450 | 2.6    | 2        | 144        |    |    |    | •  | •  | ☑ |
| <br><b>MS245RW</b> | <b>PAR</b><br>MS245R<br>240 DEGREE DETECTOR, METAL BELL, 120V (2) 150W PAR BRONZE                             | 044427006559 | 1.99   | 2        | 160        |    |    |    | •  | •  | ☑ |
| <br><b>MS248</b>   | <b>PAR</b><br>MS245RW<br>240 DEGREE DETECTOR, METAL BELL, 120V (2) 150W PAR WHITE                             | 044427006573 | 1.99   | 2        | 216        |    |    |    | •  | •  | ☑ |










★ Indicates ARRA Eligible Product, ☑ Indicates Off the Shelf Product, **E** Indicates EISA Compliant Pulse Start Products

| CATALOG NUMBER  | DESCRIPTION  | UPC CODE     | WEIGHT | CASE QTY | PALLET QTY | NJ | IL | TX | CA | GA |   |
|---|--|--------------|--------|----------|------------|----|----|----|----|----|---|
| <br><b>MS248W</b>   | <b>Quartz Halogen</b><br>MS248<br>240 DEGREE 200W QUARTZ HALOGEN MOTION-ACTIVATED SECURITY FLOODLIGHT, BRONZE  | 044427006597 | 1      | 2        | 192        |    |    |    | •  |    | ☑ |
| <br><b>MS276RD</b>  | <b>Quartz Halogen</b><br>MS248W<br>240 DEGREE 200W QUARTZ HALOGEN MOTION-ACTIVATED SECURITY FLOODLIGHT, WHITE  | 044427006610 | 1      | 2        | 192        |    |    |    | •  |    | ☑ |
| <br><b>MS276RDW</b> | <b>PAR</b><br>MS276RD<br>270 DEGREE 200W PAR MOTION-ACTIVATED SECURITY FLOODLIGHT, BRONZE                      | 080083539147 | 1.8    | 2        | 160        |    |    |    | •  | •  | ☑ |
| <br><b>MS280D</b>   | <b>PAR</b><br>MS276RDW<br>270 DEGREE 200W PAR MOTION-ACTIVATED SECURITY FLOODLIGHT, WHITE                      | 080083539154 | 1.8    | 2        | 160        |    |    |    | •  | •  | ☑ |
| <br><b>MS280DW</b> | <b>Quartz Halogen</b><br>MS280D<br>270 DEGREE 200W QUARTZ HALOGEN MOTION-ACTIVATED SECURITY FLOODLIGHT, BRONZE | 080083504268 | 1.8    | 2        | 90         |    |    |    | •  | •  | ☑ |
| <br><b>MS34</b>   | <b>Quartz Halogen</b><br>MS280DW<br>270 DEGREE 200W QUARTZ HALOGEN MOTION-ACTIVATED SECURITY FLOODLIGHT, WHITE | 080083504275 | 1.8    | 2        | 90         |    |    |    | •  | •  | ☑ |
| <br><b>MS34W</b>  | <b>PAR</b><br>MS34<br>110 DEGREE DETECTOR, 120V-277V (2) 150W MAX PAR, BRONZE                                  | 044427351277 | 1.12   | 6        | 504        |    |    |    | •  | •  | ☑ |
| <br><b>MS600</b>  | <b>PAR</b><br>MS34W<br>110 DEGREE DETECTOR, 120V-277V (2) 150W MAX PAR, WHITE                                  | 044427351284 | 1.12   | 6        | 504        |    |    |    | •  | •  | ☑ |
| <br><b>MS600W</b> | <b>PAR</b><br>MS600<br>110 DEGREE 300W PAR MOTION-ACTIVATED SECURITY FLOODLIGHT, BLACK                         | 044427002773 | 1.1    | 2        | 336        |    |    |    | •  | •  | ☑ |










★ Indicates ARRA Eligible Product, ☑ Indicates Off the Shelf Product, **E** Indicates EISA Compliant Pulse Start Products

| CATALOG NUMBER  | DESCRIPTION  | UPC CODE     | WEIGHT | CASE QTY | PALLET QTY | NJ | IL | TX | CA | GA |
|---|--|--------------|--------|----------|------------|----|----|----|----|----|
| <br><b>MS80</b>       | <b>PAR</b><br>MS600W<br>110 DEGREE 300W PAR MOTION-ACTIVATED SECURITY FLOODLIGHT, WHITE                      | 044427002780 | 1.1    | 2        | 336        |    |    |    | •  | •  |
| <br><b>MS80W</b>      | <b>Quartz Halogen</b><br>MS80<br>110 DEGREE 150W QUARTZ HALOGEN MOTION-ACTIVATED SECURITY FLOODLIGHT, BLACK  | 044427002360 | 1.5    | 2        | 288        |    |    |    | •  | •  |
| <br><b>MSLED</b>      | <b>Quartz Halogen</b><br>MS80W<br>110 DEGREE 150W QUARTZ HALOGEN MOTION-ACTIVATED SECURITY FLOODLIGHT, WHITE | 044427002308 | 1.5    | 2        | 288        |    |    |    | •  |    |
| <br><b>MSLED100</b>   | <b>LED</b><br>MSLED<br>180 DEGREE MOTION-ACTIVATED NIGHT LIGHT   | 044427351246 | 2.2    | 2        | 216        |    |    |    | •  |    |
| <br><b>MSLED180W</b> | <b>LED</b><br>MSLED100<br>100 DEGREE LED MOTION-ACTIVATED SOLAR LIGHT, BLACK                                 | 080083517848 | 1.5    | 2        | 160        |    |    |    | •  | •  |
| <br><b>MSRU180W</b> | <b>LED</b><br>MSLED180W<br>180 DEGREE LED MOTION-ACTIVATED SOLAR FLOODLIGHT, WHITE                           | 080083565313 | 3.53   | 2        | 80         |    |    |    | •  | •  |
| <br><b>MT250</b>    | <b>Sensor</b><br>MSRU180W<br>180 DEGREE MOTION SENSOR ADAPTER  | 044427350713 | 0.86   | 4        | 192        |    |    |    | •  |    |
| <br><b>MT250W</b>   | <b>PAR</b><br>MT250<br>TWIN 150W PAR 120V BRONZE   | 044427300473 | 1.15   | 6        | 672        |    |    |    | •  | •  |
| <br><b>RFM182</b>   | <b>PAR</b><br>MT250W<br>TWIN 150W PAR 120V WHITE   | 044427300480 | 1      | 6        | 672        |    |    |    | •  | •  |

★ Indicates ARRA Eligible Product,    ✓ Indicates Off the Shelf Product,    **E** Indicates EISA Compliant Pulse Start Products

| CATALOG NUMBER  | DESCRIPTION  | UPC CODE     | WEIGHT | CASE QTY | PALLET QTY | NJ | IL | TX | CA | GA |
|---|--|--------------|--------|----------|------------|----|----|----|----|----|
| <br><b>PAR</b><br>RFM182                    | 180 DEGREE 300W PAR MOTION-ACTIVATED FLOODLIGHT, BRONZE            | 080083504176 | 2.4    | 2        | 120        |    |    |    | •  |    |
| <b>RFM189</b>   |  |              |        |          |            |    |    |    |    |    |
| <br><b>Sensor</b><br>RFM189                 | 180 DEGREE MOTION SENSOR WITH SECURITY ALARM SYSTEM MODULE, BRONZE | 044427350973 | 1.24   | 4        | 360        |    |    |    | •  |    |
| <b>RFM189W</b>  |  |              |        |          |            |    |    |    |    |    |
| <br><b>Sensor</b><br>RFM189W                | 180 DEGREE MOTION SENSOR WITH SECURITY ALARM SYSTEM MODULE, WHITE  | 044427350980 | 1.24   | 4        | 360        |    |    |    | •  |    |
| <b>Worklight</b>  |  |              |        |          |            |    |    |    |    |    |
| <br><b>LED</b><br>LED110                    | LED PLUG-IN WORKLIGHT  | 080083508945 | 2.2    | 4        | 160        |    |    |    | •  | •  |
| <b>LED120</b>   |  |              |        |          |            |    |    |    |    |    |
| <br><b>LED</b><br>LED120                   | LED RECHARGEABLE WORKLIGHT   | 080083508952 | 2.2    | 4        | 160        |    |    |    | •  | •  |
| <b>LED125</b>   |  |              |        |          |            |    |    |    |    |    |
| <br><b>MIGHT-D-LIGHT, MINI</b><br>LED125  | LED COMPACT FOLDING WORKLIGHT                                      | 080083585816 | 2.2    | 6        | 288        |    |    |    | •  | •  |
| <b>LED125C</b>  |  |              |        |          |            |    |    |    |    |    |
| <br><b>MIGHT-D-LIGHT, MINI</b><br>LED125C | LED COMPACT FOLDING CAMO WORKLIGHT                                 | 080083610204 | 2.2    | 6        | 216        |    |    |    | •  | •  |
| <b>LED130</b>   |  |              |        |          |            |    |    |    |    |    |
| <br><b>MIGHT-D-LIGHT</b><br>LED130        | LED RECHARGEABLE FOLDING WORKLIGHT                                 | 080083512041 | 2.2    | 2        | 112        |    |    |    | •  | •  |
| <b>LED130C</b>  |  |              |        |          |            |    |    |    |    |    |
| <br><b>MIGHT-D-LIGHT</b><br>LED130C       | LED RECHARGEABLE FOLDING CAMO WORKLIGHT                            | 080083570782 | 2.5    | 2        | 120        |    |    |    | •  | •  |
| <b>PQS2504IN1</b>   |  |              |        |          |            |    |    |    |    |    |

★ Indicates ARRA Eligible Product,     Indicates Off the Shelf Product,     Indicates EISA Compliant Pulse Start Products

| CATALOG NUMBER  | DESCRIPTION   | UPC CODE     | WEIGHT | CASE QTY | PALLET QTY | NJ | IL | TX | CA | GA |   |
|---|---|--------------|--------|----------|------------|----|----|----|----|----|---|
| <br><b>PQS45</b>                            | <b>Quartz Halogen</b><br>PQS2504IN1<br>250W QUARTZ HALOGEN 4-IN-1 PORTABLE WORKLIGHT              | 080083524990 | 2.5    | 6        | 96         |    |    |    | •  | •  | ✓ |
| <br><b>PQS600R</b>                          | <b>Quartz Halogen</b><br>PQS45<br>500W QUARTZ HALOGEN PORTABLE WORKLIGHT                          | 044427002605 | 4.1    | 4        | 96         |    |    |    | •  | •  | ✓ |
| <br><b>SQS505QD</b>                         | <b>Quartz Halogen</b><br>PQS600R<br>600W QUARTZ HALOGEN PORTABLE WORKLIGHT                        | 080083528752 | 6.94   | 4        | 64         |    |    |    | •  | •  | ✓ |
| <br><b>TQS1000QD</b>                        | <b>Quartz Halogen</b><br>SQS505QD<br>500W QUARTZ HALOGEN STAND WORKLIGHT WITH QUICK DISCONNECT    | 080083535941 | 8.95   | 2        | 24         |    |    |    | •  |    | ✓ |
| <br><b>TQS1200QDR</b>                      | <b>Quartz Halogen</b><br>TQS1000QD<br>1000W QUARTZ HALOGEN STAND WORKLIGHT WITH QUICK DISCONNECT  | 080083535958 | 17.35  | 2        | 24         |    |    |    | •  | •  | ✓ |
| <br><b>Dusk to Dawn</b><br><b>AL100MH</b> | <b>Quartz Halogen</b><br>TQS1200QDR<br>1200W QUARTZ HALOGEN STAND WORKLIGHT WITH QUICK DISCONNECT | 080083535965 | 21.51  | 2        | 120        |    |    |    | •  | •  | ✓ |
| <br><b>AL6501FL</b>                       | <b>Metal Halide</b><br>AL100MH<br>100W METAL HALIDE SECURITY AREA LIGHT WITH PHOTO CONTROL        | 080083589968 | 9      | 1        | 48         |    |    |    | •  |    |   |
| <br><b>AL70MH</b>                         | <b>Fluorescent</b><br>AL6501FL<br>65W FLUORESCENT SECURITY AREA LIGHT WITH PHOTO CONTROL          | 080083584963 | 4.5    | 1        | 48         |    |    |    | •  | •  | ✓ |
| <br><b>Metal Halide</b><br>AL70MH         | <b>Metal Halide</b><br>AL70MH<br>70W METAL HALIDE SECURITY AREA LIGHT WITH PHOTO CONTROL          | 044427450772 | 9      | 1        | 48         |    |    |    | •  |    |   |

★ Indicates ARRA Eligible Product,    ✓ Indicates Off the Shelf Product,    **E** Indicates EISA Compliant Pulse Start Products







Please reference the Cooper Lighting Stock Guide Terms and Conditions page. Pictures are a representation of product categories and may not illustrate the exact skus listed. Product information is subject to change without notice. Consult factory representative for additional information and inventory details. Visit [www.cooperlighting.com](http://www.cooperlighting.com) for more product information.



| CATALOG NUMBER   | DESCRIPTION                           | UPC CODE  | WEIGHT       | CASE QTY | PALLET QTY | NJ  | IL | TX | CA | GA    |
|--|---------------------------------------|---|--------------|----------|------------|-----|----|----|----|-------|
| <b>E-70-H</b>  |                                       |   |              |          |            |     |    |    |    |       |
|    | <b>High Pressure Sodium</b><br>E-70-H | 70W HIGH PRESSURE SODIUM SECURITY AREA LIGHT WITH PHOTO CONTROL | 044427000519 | 6.31     | 1          | 48  |    |    |    | •     |
| <b>FE13PC</b>  |                                       |   |              |          |            |     |    |    |    |       |
|    | <b>Fluorescent</b><br>FE13PC          | 13W FLUORESCENT ENTRY LIGHT WITH PHOTO CONTROL, BRONZE          | 044427450529 | 1.5      | 2          | 192 |    |    |    | • • ✓ |
| <b>FE13PCW</b>   |                                       |   |              |          |            |     |    |    |    |       |
|    | <b>Fluorescent</b><br>FE13PCW         | 13W FLUORESCENT ENTRY LIGHT WITH PHOTO CONTROL, WHITE           | 044427450536 | 2        | 2          | 280 |    |    |    | • • ✓ |
| <b>FFL23PC-T24</b>   |                                       |   |              |          |            |     |    |    |    |       |
|    | <b>Fluorescent</b><br>FFL23PC-T24     | 23W FLUORESCENT GU24 FLOODLIGHT WITH PHOTO CONTROL, BLACK       | 080083565283 | 1.5      | 2          | 192 |    |    |    | • • ✓ |
| <b>FFL23PCW-T24</b>  |                                       |   |              |          |            |     |    |    |    |       |
|   | <b>Fluorescent</b><br>FFL23PCW-T24    | 23W FLUORESCENT GU24 FLOODLIGHT WITH PHOTO CONTROL, WHITE       | 080083565290 | 1.5      | 2          | 192 |    |    |    | • • ✓ |
| <b>FNF18PC</b>   |                                       |   |              |          |            |     |    |    |    |       |
|  | <b>Fluorescent</b><br>FNF18PC         | 18W FLUORESCENT FLOODLIGHT WITH PHOTO CONTROL, BRONZE           | 044427450543 | 1.74     | 6          | 270 |    |    |    | • ✓   |
| <b>FNF26PC</b>   |                                       |   |              |          |            |     |    |    |    |       |
|  | <b>Fluorescent</b><br>FNF26PC         | 26W FLUORESCENT FLOODLIGHT WITH PHOTO CONTROL, BRONZE           | 044427450567 | 1.78     | 6          | 270 |    |    |    | • ✓   |
| <b>FW26PC</b>  |                                       |   |              |          |            |     |    |    |    |       |
|  | <b>Fluorescent</b><br>FW26PC          | 26W FLUORESCENT WALL PACK WITH PHOTO CONTROL, BRONZE            | 044427450604 | 3.3      | 6          | 216 |    |    |    | • • ✓ |
| <b>FW26PCW</b>   |                                       |   |              |          |            |     |    |    |    |       |
|  | <b>Fluorescent</b><br>FW26PCW         | 26W FLUORESCENT WALL PACK WITH PHOTO CONTROL, WHITE             | 044427450611 | 3.3      | 6          | 216 |    |    |    | • ✓   |
| <b>FW42PC</b>  |                                       |   |              |          |            |     |    |    |    |       |

★ Indicates ARRA Eligible Product,   ✓ Indicates Off the Shelf Product,   **E** Indicates EISA Compliant Pulse Start Products

| CATALOG NUMBER  | DESCRIPTION   | UPC CODE     | WEIGHT | CASE QTY | PALLET QTY | NJ | IL | TX | CA | GA |
|---|---|--------------|--------|----------|------------|----|----|----|----|----|
| <br><b>FW42PCW</b>        | <b>Fluorescent</b><br>FW42PC<br>42W FLUORESCENT WALL PACK WITH PHOTO CONTROL, BRONZE                              | 044427450581 | 3.3    | 6        | 270        |    |    |    | •  |    |
| <br><b>GT100MH</b>        | <b>Fluorescent</b><br>FW42PCW<br>42W FLUORESCENT WALL PACK WITH PHOTO CONTROL, WHITE                              | 044427450598 | 3.3    | 6        | 270        |    |    |    | •  |    |
| <b>MD42FLB</b>  | <b>Metal Halide</b><br>GT100MH<br>100W INDUSTRIAL GRADE AREA LIGHT WITH PHOTO CONTROL                             | 080083501045 | 9      | 1        | 18         |    |    |    | •  |    |
| <br><b>MD42FLW</b>        | <b>Fluorescent</b><br>MD42FLB<br>42W FLUORESCENT ENTRY AND PATIO LIGHT WITH PHOTO CONTROL, BLACK                  | 080083501069 | 11.5   | 2        | 64         |    |    |    | •  |    |
| <br><b>MD70HB</b>        | <b>Fluorescent</b><br>MD42FLW<br>42W FLUORESCENT ENTRY AND PATIO LIGHT WITH PHOTO CONTROL, WHITE                  | 080083501076 | 11.5   | 2        | 64         |    |    |    | •  | •  |
| <br><b>MT250PCW</b>     | <b>High Pressure Sodium</b><br>MD70HB<br>70W HIGH PRESSURE SODIUM ENTRY AND PATIO LIGHT WITH PHOTO CONTROL, BLACK | 044427006269 | 5.41   | 2        | 80         |    |    |    | •  | •  |
| <br><b>N150HNCI</b>     | <b>PAR</b><br>MT250PCW<br>300W PAR METAL TWIN FLOODLIGHT WITH PHOTO CONTROL, WHITE                                | 044427300503 | 1.42   | 6        | 432        |    |    |    | •  | •  |
| <b>N150HNCI</b>   | <b>High Pressure Sodium</b><br>N150HNCI<br>150W HIGH PRESSURE SODIUM SECURITY AREA LIGHT WITH PHOTO CONTROL       | 044427260142 | 9.5    | 1        | 24         |    |    |    | •  |    |
| <br><b>PFL23PCW-T24</b> | <b>Fluorescent</b><br>PFL23PC-T24<br>23W FLUORESCENT GU24 PATIO LIGHT WITH PHOTO CONTROL, BLACK                   | 080083565269 | 1.5    | 2        | 192        |    |    |    | •  | •  |

| CATALOG NUMBER  | DESCRIPTION  | UPC CODE     | WEIGHT | CASE QTY | PALLET QTY | NJ | IL | TX | CA | GA |   |
|---|--|--------------|--------|----------|------------|----|----|----|----|----|---|
| <br><b>Fluorescent</b><br>PFL23PCW-T24        | 23W FLUORESCENT GU24 PATIO LIGHT WITH PHOTO CONTROL, WHITE | 080083565276 | 1.5    | 2        | 192        |    |    |    | •  | •  |  |
| <b>PWT250PC</b>   |  |              |        |          |            |    |    |    |    |    |   |
| <br><b>PAR</b><br>PWT250PC                    | 300W PAR PLASTIC FLOODLIGHT WITH PHOTO CONTROL, BRONZE     | 044427450383 | 0.79   | 4        | 432        |    |    |    | •  |    |   |
| <b>PWT250PCW</b>  |  |              |        |          |            |    |    |    |    |    |   |
| <br><b>PAR</b><br>PWT250PCW                   | 300W PAR PLASTIC FLOODLIGHT WITH PHOTO CONTROL, WHITE      | 044427450390 | 0.79   | 4        | 360        |    |    |    | •  |    |   |
| <b>W-35-H/PC</b>  |  |              |        |          |            |    |    |    |    |    |   |
| <br><b>High Pressure Sodium</b><br>W-35-H/PC  | 35W HIGH PRESSURE SODIUM WALL PACK WITH PHOTO CONTROL      | 044427000656 | 4.85   | 2        | 144        |    |    |    | •  | •  |   |
| <b>W-70-H/PC</b>  |  |              |        |          |            |    |    |    |    |    |   |
| <br><b>High Pressure Sodium</b><br>W-70-H/PC | 70W HIGH PRESSURE SODIUM WALL PACK WITH PHOTO CONTROL      | 044427000670 | 5.3    | 2        | 144        |    |    |    | •  | •  |   |

★ Indicates ARRA Eligible Product,  Indicates Off the Shelf Product, **E** Indicates EISA Compliant Pulse Start Products

| CATALOG NUMBER              | DESCRIPTION                   | UPC CODE     | WEIGHT | CASE QTY | PALLET QTY | NJ | IL | TX | CA | GA |
|-----------------------------|-------------------------------|--------------|--------|----------|------------|----|----|----|----|----|
| <b>Accessory</b>            |                               |              |        |          |            |    |    |    |    |    |
| <b>B42FMED</b>              |                               |              |        |          |            |    |    |    |    |    |
| <i>Fluorescent</i>          |                               |              |        |          |            |    |    |    |    |    |
| B42FMED                     | 42W FLUORESCENT LAMP          | 080083510269 | 0.55   | 4        | 640        |    |    |    | •  |    |
| <b>BP-150Q</b>              |                               |              |        |          |            |    |    |    |    |    |
| <i>Quartz Halogen</i>       |                               |              |        |          |            |    |    |    |    |    |
| BP-150Q                     | 150W HALOGEN LAMP             | 044427001950 | 0.04   | 6        | 2880       |    |    |    | •  |    |
| <b>BP-300Q</b>              |                               |              |        |          |            |    |    |    |    |    |
| <i>Quartz Halogen</i>       |                               |              |        |          |            |    |    |    |    |    |
| BP-300Q                     | 300W HALOGEN LAMP             | 044427000748 | 0.06   | 6        | 2400       |    |    |    | •  |    |
| <b>BP-500Q</b>              |                               |              |        |          |            |    |    |    |    |    |
| <i>Quartz Halogen</i>       |                               |              |        |          |            |    |    |    |    |    |
| BP-500Q                     | 500W HALOGEN LAMP             | 044427000267 | 0.06   | 6        | 2400       |    |    |    | •  |    |
| <b>EA24</b>                 |                               |              |        |          |            |    |    |    |    |    |
| <i>Hardware</i>             |                               |              |        |          |            |    |    |    |    |    |
| EA24                        | 24" EXTENSION ARM             | 044427000717 | 1.8    | 1        | 240        |    |    |    | •  |    |
| <b>FMB65</b>                |                               |              |        |          |            |    |    |    |    |    |
| <i>Hardware</i>             |                               |              |        |          |            |    |    |    |    |    |
| FMB65                       | 65W MOGUL BASE                | 044427450505 | 1      | 4        | 720        |    |    |    | •  |    |
| <b>FML26</b>                |                               |              |        |          |            |    |    |    |    |    |
| <i>Fluorescent</i>          |                               |              |        |          |            |    |    |    |    |    |
| FML26                       | 26W FLUORESCENT LAMP          | 044427450635 | 0.6    | 4        | 576        |    |    |    | •  |    |
| <b>FML42</b>                |                               |              |        |          |            |    |    |    |    |    |
| <i>Fluorescent</i>          |                               |              |        |          |            |    |    |    |    |    |
| FML42                       | 42W FLUORESCENT LAMP          | 044427450642 | 0.8    | 6        | 720        |    |    |    | •  |    |
| <b>FML65W</b>               |                               |              |        |          |            |    |    |    |    |    |
| <i>Fluorescent</i>          |                               |              |        |          |            |    |    |    |    |    |
| FML65W                      | 65W FLUORESCENT LAMP          | 044427400555 | 4.6    | 4        | 720        |    |    |    | •  |    |
| <b>LU70M/4</b>              |                               |              |        |          |            |    |    |    |    |    |
| <i>High Pressure Sodium</i> |                               |              |        |          |            |    |    |    |    |    |
| LU70M/4                     | 70W HIGH PRESSURE SODIUM LAMP | 044427003008 | 0.1    | 4        | 384        |    |    |    | •  |    |
| <b>SL3120</b>               |                               |              |        |          |            |    |    |    |    |    |
| <i>Sensor</i>               |                               |              |        |          |            |    |    |    |    |    |
| SL3120                      | TWIST & LOCK PHOTO SENSOR     | 044427531204 | 1.6    | 6        | 648        |    |    |    | •  |    |
| <b>SL4000</b>               |                               |              |        |          |            |    |    |    |    |    |
| <i>Sensor</i>               |                               |              |        |          |            |    |    |    |    |    |
| SL4000                      | BUTTON TYPE PHOTO SENSOR      | 044427000694 | 0.05   | 4        | 960        |    |    |    | •  |    |

★ Indicates ARRA Eligible Product,   **Off The Shelf**   **E** Indicates EISA Compliant Pulse Start Products

CATALOG  
NUMBER










DESCRIPTION

UPC CODE    WEIGHT    CASE QTY    PALLET QTY    NJ    IL    TX    CA    GA

# Sure-Lites

## Emergency

### Emergency Commercial

| CATALOG NUMBER   | DESCRIPTION | UPC CODE  | WEIGHT       | CASE QTY | PALLET QTY | NJ  | IL | TX | CA | GA |   |
|--|-------------|---|--------------|----------|------------|-----|----|----|----|----|---|
| <b>Steel Housing - AA1</b>   |             |   |              |          |            |     |    |    |    |    |   |
|    | AA1         | 6V, (2) 9W INCANDESCENT LAMPS, WHITE  | 662400107422 | 7.15     | 1          | 154 | •  |    |    | •  |   |
| <b>Steel Housing - LM1</b>   |             |   |              |          |            |     |    |    |    |    |   |
|    | LM1         | 6V, (2) 5.4W INCANDESCENT LAMPS, WHITE  | 662400107415 | 5.8      | 6          | 144 | •  |    |    | •  |   |
| <b>Steel Housing - XR</b>  |             |   |              |          |            |     |    |    |    |    |   |
|    | XR12206     | 12V, (2) 9W INCANDESCENT LAMPS, 18W REMOTE CAPACITY, WHITE                          | 662400107484 | 15.8     | 1          | 72  | •  |    |    | •  |   |
|  | XR12208     | 12V, (2) 9W INCANDESCENT LAMPS, 36W REMOTE CAPACITY, WHITE                          | 662400107491 | 16.4     | 1          | 72  | •  |    |    | •  | ✓ |
|  | XR3         | 6V, (2) 9W INCANDESCENT LAMPS, 9W REMOTE CAPACITY, WHITE                            | 662400107439 | 11       | 1          | 72  | •  |    |    | •  | ✓ |
|  | XR7         | 6V, (2) 9W INCANDESCENT LAMPS, 18W REMOTE CAPACITY, WHITE                           | 662400107453 | 11.8     | 1          | 72  | •  |    |    |    |   |
| <b>Polycarbonate Housing - CC2</b>   |             |   |              |          |            |     |    |    |    |    |   |
|    | CC2         | 6V, (2) 5.4W INCANDESCENT LAMPS, WHITE  | 662400238034 | 3.373    | 6          | 144 | •  | •  | •  | •  | • |
| <b>Polycarbonate Housing - CC3, CC4, CC5</b>                                       |             |   |              |          |            |     |    |    |    |    |   |
|   | CC3WH       | 6V, (2) 5.4W INCANDESCENT LAMPS, WHITE  | 662401965793 | 4.5      | 6          | 72  | •  | •  |    | •  | • |
|  | CC3WHSD     | 6V, (2) 5.4W INCANDESCENT LAMPS, WHITE, SELF-DIAGNOSTICS                            | 662401967902 | 5        | 4          | 72  |    |    |    |    | • |
|  | CC4WH       | 6V, (2) 9W INCANDESCENT LAMPS, WHITE  | 662401903924 | 2.571    | 4          | 72  | •  |    |    |    | • |
|  | CC5WH       | 6V, (2) 9W INCANDESCENT LAMPS, 9W REMOTE CAPACITY, WHITE                            | 662401903948 | 6.856    | 4          | 72  | •  | •  |    |    | • |
|  | CC5WHSQ     | 6V, (2) 5.4W INCANDESCENT LAMPS (SQUARE), 16W REMOTE CAPACITY, WHITE                | 662401919291 | 8        | 4          | 72  | •  |    |    |    |   |
| <b>Polycarbonate Housing - CC7</b>   |             |   |              |          |            |     |    |    |    |    |   |
|  | CC7         | 12V, (2) 12W INCANDESCENT LAMPS, 36W REMOTE CAPACITY, WHITE                         | 662401162970 | 13       | 4          | 72  | •  | •  |    |    | • |
|  | CC7NCSD     | 12V, (2) 12W INCANDESCENT LAMPS, NICKEL CADMIUM BATTERY, 26W REMOTE CAPACITY, WHITE | 623961349287 | 9.65     | 4          | 60  |    |    |    |    | • |
| <b>Polycarbonate Housing - CC8</b>   |             |   |              |          |            |     |    |    |    |    |   |
|  | CC8         | 12V, (2) 12W INCANDESCENT LAMPS, 76W REMOTE CAPACITY, WHITE                         | 662401162987 | 7.62     | 2          | 60  |    |    |    |    | • |
| <b>Polycarbonate Housing - CU2</b>   |             |   |              |          |            |     |    |    |    |    |   |
|  | CU2         | 6V, (2) 5.4W INCANDESCENT LAMPS, WHITE  | 662401222728 | 3.175    | 6          | 288 |    |    |    | •  | • |
| <b>Polycarbonate Housing - HS1R</b>  |             |   |              |          |            |     |    |    |    |    |   |
|  | HS1R        | W/CORD & PLUG, 6V, (2) 5.4W INCANDESCENT LAMPS, WHITE                               | 662401000807 | 4        | 6          | 216 |    |    |    |    | • |










★ Indicates ARRA Eligible Product,    ✓ Indicates Off the Shelf Product,    **E** Indicates EISA Compliant Pulse Start Products

Please reference the Cooper Lighting Stock Guide Terms and Conditions page. Pictures are a representation of product categories and may not illustrate the exact skus listed. Product information is subject to change without notice. Consult factory representative for additional information and inventory details. Visit [www.cooperlighting.com](http://www.cooperlighting.com) for more product information.

| CATALOG NUMBER   | DESCRIPTION   | UPC CODE                     | WEIGHT         | CASE QTY | PALLET QTY | NJ | IL | TX | CA | GA     |
|--|---|------------------------------|----------------|----------|------------|----|----|----|----|--------|
|    | <b>Thermoplastic Housing - CU1</b><br>CU1                      6V, (2) 5.4W INCANDESCENT LAMPS, WHITE   | 662400107606                 | 4.45           | 6        | 96         | •  |    |    |    | •      |
| <b>Emergency Architectural</b>   |   |                              |                |          |            |    |    |    |    |        |
|    | <b>Die Cast Aluminum Housing - AEL1BKSD</b><br>AEL1BKSD                      6V, (3) 6W XENON LAMPS, WET LOCATION LISTED, BLACK   | 623961856099                 | 5.093          | 4        | 144        |    |    |    |    | •      |
|    | <b>Die Cast Aluminum Housing - AEL1BZSD</b><br>AEL1BZSD                      6V, (3) 6W XENON LAMPS, WET LOCATION LISTED, BRONZE  | 080083508334                 | 5.101          | 1        | 108        |    |    |    |    | •      |
|    | <b>Die Cast Aluminum Housing - AEL1SD</b><br>AEL1SD                      6V, (3) 6W XENON LAMPS, WET LOCATION LISTED, SILVER  | 080083508341                 | 5.071          | 4        | 144        |    |    |    |    | •      |
|   | <b>Die Cast Aluminum Housing - AEL1WHSD</b><br>AEL1WHSD                      6V, (3) 6W XENON LAMPS, WET LOCATION LISTED, WHITE   | 080083508358                 | 5.106          | 4        | 144        |    |    |    |    | •      |
|  | <b>Die Cast Aluminum Housing - AEL231, AEL246</b><br>AEL231                      ARCHITECTURAL EMERGENCY LIGHT, LED, 3100K, SILVER  | 080083593835                 | 5.071          | 4        | 144        |    |    |    |    | •      |
|  | <b>Die Cast Aluminum Housing - AEL231, AEL247</b><br>AEL246                      ARCHITECTURAL EMERGENCY LIGHT, LED, 4600K, SILVER  | 080083593842                 | 5.071          | 4        | 144        |    |    |    |    | •      |
|  | <b>Die Cast Aluminum Housing - AEL231BK, AEL246BK</b><br>AEL231BK                      ARCHITECTURAL EMERGENCY LIGHT, LED, 3100K, BLACK<br>AEL246BK                      ARCHITECTURAL EMERGENCY LIGHT, LED, 4600K, BLACK   | 080083593859<br>080083593866 | 5.093<br>5.093 | 4<br>4   | 144<br>144 |    |    |    |    | •<br>• |
|  | <b>Die Cast Aluminum Housing - AEL231BZ, AEL246BZ</b><br>AEL231BZ                      ARCHITECTURAL EMERGENCY LIGHT, LED, 3100K, BRONZE<br>AEL246BZ                      ARCHITECTURAL EMERGENCY LIGHT, LED, 4600K, BRONZE | 080083593873<br>080083593880 | 5.093<br>5.093 | 4<br>4   | 128<br>144 |    |    |    |    | •<br>• |
|  | <b>Die Cast Aluminum Housing - AEL231WH, AEL246WH</b><br>AEL231WH                      ARCHITECTURAL EMERGENCY LIGHT, LED, 3100K, WHITE<br>AEL246WH                      ARCHITECTURAL EMERGENCY LIGHT, LED, 4600K, WHITE   | 080083593897<br>080083593903 | 5.106<br>5.106 | 4<br>4   | 144<br>144 |    |    |    |    | •<br>• |
|  | <b>Recessed - GC15012</b><br>GC15012                      STEEL, RECESSED, STEEL, (2) 9W INCANDESCENT LAMPS, WHITE  | 662400108252                 | 17.4           | 1        | 18         |    |    |    |    | •      |





★ Indicates ARRA Eligible Product,    **Off The Shelf**    **E** Indicates EISA Compliant Pulse Start Products



| CATALOG NUMBER  | DESCRIPTION   | UPC CODE     | WEIGHT | CASE |     | PALLET |    |    |    |    |
|---|---|--------------|--------|------|-----|--------|----|----|----|----|
|   |   |              |        | QTY  | QTY | NJ     | IL | TX | CA | GA |
| <b>Recessed - P4C1</b>  |   |              |        |      |     |        |    |    |    |    |
|  P4C1         | SURFACE/RECESSED, 6V, 10W HALOGEN LAMP, WHITE COLLAR/BLACK HOUSING                        | 662400107521 | 8.2    | 1    | 180 |        |    |    |    | •  |
| <b>Recessed - RLM1 and RLM2</b>   |   |              |        |      |     |        |    |    |    |    |
|  RLM1         | RECESSED, 6V, (2) 5.4W INCANDESCENT LAMPS, WHITE  | 662400108313 | 8.6    | 1    | 55  |        |    |    |    | •  |
| RLM2  | RECESSED, 6V, (2) 9W INCANDESCENT LAMPS, WHITE  | 662400108320 | 9.2    | 1    | 55  |        |    |    |    | •  |
| <b>Emergency Remote Heads</b>   |   |              |        |      |     |        |    |    |    |    |
| <b>Remote Heads Thermoplastic - Universal</b>   |   |              |        |      |     |        |    |    |    |    |
|  12T8WHU      | UNIVERSAL, 12V, 8W HALOGEN LAMP, WHITE  | 662401426003 | 1.6    | 6    | 216 |        |    |    |    | •  |
| 6X7WHU  | UNIVERSAL, 6V, 7W INCANDESCENT LAMP, WHITE  | 662401222070 | 1      | 6    | 144 |        |    |    |    | •  |
| 6T8WHU  | UNIVERSAL, 6V, 8W HALOGEN LAMP, WHITE   | 662401354214 | 1      | 6    | 216 |        |    |    |    | •  |
| <b>Remote Heads Thermoplastic - Weatherproof Halogen</b>                                      |   |              |        |      |     |        |    |    |    |    |
|  6T6WGY       | WEATHERPROOF, 6V, 6W HALOGEN LAMP, GREY   | 662400238416 | 1.35   | 6    | 216 |        |    |    |    | •  |
| 6T6WWH  | WEATHERPROOF, 6V, 6W HALOGEN LAMP, WHITE  | 662401318803 | 1.2    | 6    | 216 |        | •  |    |    | •  |
| <b>Remote Heads Thermoplastic - Weatherproof Doublehead Incandescent</b>                      |   |              |        |      |     |        |    |    |    |    |
|  6XW54DWWH    | WEATHERPROOF, DOUBLE HEAD, 6V, 5.4W INCANDESCENT LAMPS, WHITE                             | 662401472222 | 1.7    | 6    | 180 | •      |    |    |    |    |
| <b>Remote Heads Thermoplastic - Weatherproof Incandescent</b>                                 |   |              |        |      |     |        |    |    |    |    |
|  6X7WGY      | WEATHERPROOF, 6V, 7.2W INCANDESCENT LAMPS, GRAY   | 662400238423 | 1.4    | 6    | 216 |        |    |    |    | •  |
| 6X7WWH  | WEATHERPROOF, 6V, 7.2W INCANDESCENT LAMP, WHITE   | 662401195428 | 1.25   | 6    | 216 |        |    |    |    | •  |
| 6X9WWH  | WEATHERPROOF, 6V, 8W INCANDESCENT LAMP, WHITE   | 662401139095 | 1.2    | 6    | 216 |        |    |    |    | •  |
| 6XW54WWH  | WEATHERPROOF, 6V, 5.4W INCANDESCENT LAMPS, WHITE  | 662401472215 | 1.15   | 6    | 120 | •      |    |    |    |    |
| <b>Remote Heads Metal - Weatherproof Incandescent, Single Head</b>                            |   |              |        |      |     |        |    |    |    |    |
|  6T12WMHWH  | WEATHERPROOF, 6V, 12W INCANDESCENT LAMP, WHITE, SINGLE HEAD                               | 622696586813 | 1.57   | 6    | 120 |        | •  |    |    |    |
| 12T12WMHWH  | WEATHERPROOF, 12V, 12W INCANDESCENT LAMP, WHITE, SINGLE HEAD                              | 622696468614 | 1.3    | 1    | 512 |        | •  |    |    |    |
| <b>Remote Heads Metal - Weatherproof Incandescent, Double Head</b>                            |   |              |        |      |     |        |    |    |    |    |
|  6T12DWMHWH | WEATHERPROOF, 6V, 12W INCANDESCENT LAMP, WHITE, DOUBLE HEAD                               | 662401892198 | 1.57   | 6    | 180 |        | •  |    |    |    |
| 12T12DWMHWH   | WEATHERPROOF, 12V, 12W INCANDESCENT LAMP, WHITE, DOUBLE HEAD                              | 662401830770 | 1.57   | 6    | 180 |        | •  |    |    |    |
| <b>Thermoplastic Remote Head Incandescent Lamp - 12V</b>                                      |   |              |        |      |     |        |    |    |    |    |
|  12X9WHU    | REMOTE EMERGENCY LIGHT, 12V, 9W, WHITE HOUSING  | 662401645039 | 0.95   | 6    | 216 | •      |    |    |    | •  |
| <b>Thermoplastic Remote Head Incandescent Lamp - 6V</b>                                       |   |              |        |      |     |        |    |    |    |    |
| 6X54WHU   | WEATHERPROOF REMOTE EMERGENCY LIGHT, 6V, 5.4W, (2) INCANDESCENT LAMP HEADS, WHITE HOUSING | 662401222926 | 0.83   | 6    | 216 | •      |    |    |    |    |


**Emergency Light**

★ Indicates ARRA Eligible Product,    **Off The Shelf**    **E** Indicates EISA Compliant Pulse Start Products


| CATALOG NUMBER  | DESCRIPTION  | UPC CODE     | WEIGHT | CASE QTY | PALLET QTY | NJ | IL | TX | CA | GA |
|---|--|--------------|--------|----------|------------|----|----|----|----|----|
|  <b>Thermoplastic Emergency - CC5</b><br>CC5WH266       | EMERGENCY LIGHT, REMOTE CAPABLE, WHITE HOUSING, DUAL HEAD, 6V, 12W                   | 662401183227 | 8      | 4        | 72         |    |    |    |    | •  |
|  <b>Thermoplastic Emergency - CC6</b><br>CC6WH          | EMERGENCY LIGHT, REMOTE CAPABLE, WHITE HOUSING, DUAL HEAD, 6V, 9W INCANDESCENT HEADS | 662401103706 | 8      | 4        | 72         | •  |    |    |    |    |
|  <b>Thermoplastic Emergency - CC7</b><br>CC70           | EMERGENCY LIGHT, REMOTE CAPABLE, WHITE HOUSING, NO HEADS, RUNS 12V WITH 60W          | 662401452569 | 11.4   | 4        | 72         |    |    |    |    | •  |
|  <b>Steel Housing, Emergency Light - CEL</b><br>CELBKBX | RECESSED EMERGENCY LIGHT HOUSING, CONCEALED EMERGENCY LIGHT                          | 080083587520 | 5      | 1        | 48         |    |    |    |    | •  |

**Exit Signs**


**Exit Signs Commercial - Edge-lit - EEX**

|   |                                 |   |              |       |   |     |  |  |  |   |   |
|---|---------------------------------|---|--------------|-------|---|-----|--|--|--|---|---|
|  | <b>Edge-lit - EEX</b><br>EEX61R | LED, SURFACE, WHITE POLYCARBONATE HOUSING, SINGLE FACE, RED LETTERS, AC ONLY        | 662401758692 | 18.66 | 1 | 200 |  |  |  | • | ✓ |
|   | EEX71G                          | LED, SURFACE, WHITE POLYCARBONATE HOUSING, SINGLE FACE, GREEN LETTERS, SELF-POWERED | 662401747887 | 18.66 | 1 | 200 |  |  |  | • | ✓ |
|   | EEX71R                          | LED, SURFACE, WHITE POLYCARBONATE HOUSING, SINGLE FACE, RED LETTERS, SELF-POWERED   | 662401758487 | 5.6   | 1 | 200 |  |  |  | • | ✓ |
|   | EEX72R                          | LED, SURFACE, WHITE POLYCARBONATE HOUSING, DOUBLE FACE, RED LETTERS, SELF-POWERED   | 662401758531 | 18.66 | 1 | 108 |  |  |  | • |   |


**Exit Signs Commercial - Edge-lit - EUR Surface**

|  |   |  |              |        |   |    |  |  |  |   |  |
|--|---|--|--------------|--------|---|----|--|--|--|---|--|
|  | <b>Edge-lit - EUR Surface</b><br>EUR60R | LED, RECESSED, ALUMINUM HOUSING, UNIVERSAL FACE, RED LETTERS, AC ONLY      | 622697725617 | 4.5    | 4 | 72 |  |  |  | • |  |
|  | EUR70R                                  | LED, RECESSED, ALUMINUM HOUSING, UNIVERSAL FACE, RED LETTERS, SELF-POWERED | 622697725594 | 10.025 | 4 | 72 |  |  |  | • |  |

**Exit Signs Commercial - Edge-lit - EUS Recessed**

|  |  |   |              |     |   |     |  |  |  |   |  |
|--|--|---|--------------|-----|---|-----|--|--|--|---|--|
|  | <b>Edge-lit - EUS Recessed</b><br>EUS60R | LED, SURFACE, ALUMINUM HOUSING, UNIVERSAL FACE, RED LETTERS, AC ONLY      | 622697725587 | 4.5 | 1 | 180 |  |  |  | • |  |
|  | EUS70R                                   | LED, SURFACE, ALUMINUM HOUSING, UNIVERSAL FACE, RED LETTERS, SELF-POWERED | 622697725556 | 6.6 | 6 | 162 |  |  |  | • |  |

**Exit Signs Commercial - Steel Housing - CHX**

|  |                                     |  |              |      |   |    |   |  |  |  |   |
|--|-------------------------------------|--|--------------|------|---|----|---|--|--|--|---|
|  | <b>Steel Housing - CHX</b><br>CHX60 | AC ONLY, EXIT SIGN, STEEL HOUSING, WHITE LED EXIT, WITHOUT LENS      | 080083573615 | 11.3 | 1 | 54 | • |  |  |  |   |
|  | CHX61                               | AC ONLY, EXIT SIGN, STEEL HOUSING, WHITE LED EXIT, WITH LENS         | 080083574629 | 11.3 | 1 | 54 | • |  |  |  | ✓ |
|  | CHX70                               | SELF POWERED, EXIT SIGN, STEEL HOUSING, WHITE LED EXIT, WITHOUT LENS | 080083576753 | 11.3 | 1 | 54 | • |  |  |  |   |
|  | CHX71                               | SELF POWERED, EXIT SIGN, STEEL HOUSING, WHITE LED EXIT, WITH LENS    | 080083567614 | 11.3 | 1 | 54 | • |  |  |  | ✓ |


**Exit and Emergency Commercial - Steel Combo - CHX Combo**

**Steel Combo - CHX Combo**

|         |   |              |      |   |    |   |  |  |  |  |   |
|---------|---|--------------|------|---|----|---|--|--|--|--|---|
| CHX71DH | CHICAGO, COMBO, EXIT AND EMERGENCY, SINGLE FACE | 080083623365 | 11.3 | 1 | 54 | • |  |  |  |  | ✓ |
|---------|---|--------------|------|---|----|---|--|--|--|--|---|

★ Indicates ARRA Eligible Product, ✓ Indicates Off the Shelf Product, **E** Indicates EISA Compliant Pulse Start Products




| CATALOG NUMBER  | DESCRIPTION  | UPC CODE     | WEIGHT | CASE QTY | PALLET QTY | NJ | IL | TX | CA | GA |
|---|--|--------------|--------|----------|------------|----|----|----|----|----|
| <b>Polycarbonate Combo - LPX Combo</b>  |  |              |        |          |            |    |    |    |    |    |
|  LPX7DH | LED, WHITE HOUSING, UNIVERSAL FACE, RED AND GREEN LETTERS, SELF-POWERED, COMBO UNIT, EXIT AND EMERGENCY  | 080083605057 | 7.8    | 4        | 64         | •  | •  | •  | •  | •  |
| LPX7DHNC  | LED, WHITE HOUSING, UNIVERSAL FACE, RED AND GREEN LETTERS, SELF-POWERED, COMBO UNIT, EXIT AND EMERGENCY, NICKEL CADMIUM BATTERY                  | 080083604944 | 7.8    | 4        | 80         |    |    |    |    | •  |
| LPX7DHNCSD  | LED, WHITE HOUSING, UNIVERSAL FACE, RED AND GREEN LETTERS, SELF-POWERED, COMBO UNIT, EXIT AND EMERGENCY, NICKEL CADMIUM BATTERY, SELF-DIAGNOSTIC | 080083604968 | 7.8    | 4        | 80         |    |    |    |    | •  |


**Exit Signs Commercial - Polycarbonate Housing - LPXH**

|  |  |              |     |   |     |  |  |  |  |   |
|--|--|--------------|-----|---|-----|--|--|--|--|---|
| <b>Polycarbonate Housing - LPXH</b>  |  |              |     |   |     |  |  |  |  |   |
|  LPXH7 | LED, WHITE HOUSING, UNIVERSAL FACE, RED AND GREEN LETTERS, SELF-POWERED, HIGH POWER UNIT | 080083605095 | 9.5 | 4 | 120 |  |  |  |  | • |

**Exit and Emergency Commercial - Polycarbonate Combo - LPXH Combo**

|  |  |              |     |   |    |   |   |  |  |   |
|--|--|--------------|-----|---|----|---|---|--|--|---|
| <b>Polycarbonate Combo - LPXH Combo</b>  |  |              |     |   |    |   |   |  |  |   |
|  LPXH7DH | LED, WHITE HOUSING, UNIVERSAL FACE, RED AND GREEN LETTERS, SELF-POWERED, COMBO UNIT HIGH POWER, EXIT AND EMERGENCY                         | 080083604982 | 9.5 | 4 | 80 | • | • |  |  | • |
| LPXH7DHNC  | LED, WHITE HOUSING, UNIVERSAL FACE, RED AND GREEN LETTERS, SELF-POWERED, COMBO UNIT HIGH POWER, EXIT AND EMERGENCY, NICKEL CADMIUM BATTERY | 080083604869 | 7.8 | 4 | 80 |   |   |  |  | • |

**Exit Signs Commercial - Polycarbonate Housing - LPXH Nickel Cadmium**




|   |  |              |     |   |     |  |  |  |  |   |
|---|--|--------------|-----|---|-----|--|--|--|--|---|
| <b>Polycarbonate Housing - LPXH Nickel Cadmium</b>  |  |              |     |   |     |  |  |  |  |   |
|  LPXH7NC | LED, WHITE HOUSING, UNIVERSAL FACE, RED AND GREEN LETTERS, SELF-POWERED, HIGH POWER UNIT, NICKEL CADMIUM BATTERY | 080083604906 | 7.8 | 4 | 140 |  |  |  |  | • |

**Exit Signs Commercial**

**Aluminum Trim Kit**

|       |                                   |              |     |   |    |  |  |  |  |   |
|-------|-----------------------------------|--------------|-----|---|----|--|--|--|--|---|
| TC71R | TRIM KIT, ELX EDGE-LIT COMPATIBLE | 662401278459 | 6.5 | 1 | 40 |  |  |  |  | • |
|-------|-----------------------------------|--------------|-----|---|----|--|--|--|--|---|

**Exit Signs Architectural**

| CATALOG NUMBER   | DESCRIPTION  | UPC CODE     | WEIGHT | CASE QTY | PALLET QTY | NJ | IL | TX | CA | GA |   |
|--|--|--------------|--------|----------|------------|----|----|----|----|----|---|
| <b>Die Cast Aluminum Housing - CX</b>  |  |              |        |          |            |    |    |    |    |    |   |
|  CX61      | LED, BRUSHED ALUMINUM FACE AND BLACK HOUSING, SINGLE FACE, RED AND GREEN LETTERS, AC ONLY                        | 080083534043 | 6      | 6        | 180        |    | •  |    |    | •  | ✓ |
| CX61WH   | LED, WHITE FACE AND HOUSING, SINGLE FACE, RED AND GREEN LETTERS, AC ONLY   | 080083534067 | 6      | 6        | 180        |    | •  |    |    | •  | ✓ |
| CX62   | LED, BRUSHED ALUMINUM FACE AND BLACK HOUSING, DOUBLE FACE, RED AND GREEN LETTERS, AC ONLY                        | 080083534050 | 6      | 6        | 180        |    |    |    |    | •  | ✓ |
| CX62WH   | LED, WHITE FACE AND HOUSING, DOUBLE FACE, RED AND GREEN LETTERS, AC ONLY   | 080083534074 | 6      | 6        | 180        |    |    |    |    | •  | ✓ |
| CX71   | LED, BRUSHED ALUMINUM FACE AND BLACK HOUSING, SINGLE FACE, RED AND GREEN LETTERS, SELF-POWERED                   | 080083534104 | 6      | 6        | 180        |    |    |    |    | •  | ✓ |
| CX71BK   | LED, BLACK FACE AND HOUSING, SINGLE FACE, RED AND GREEN LETTERS, SELF-POWERED                                    | 080083534142 | 6      | 6        | 180        |    |    |    |    | •  | ✓ |
| CX71SD   | LED, BRUSHED ALUMINUM FACE AND BLACK HOUSING, SINGLE FACE, RED AND GREEN LETTERS, SELF-POWERED, SELF-DIAGNOSTICS | 080083534166 | 6      | 6        | 180        |    | •  | •  |    | •  |   |
| CX71WH   | LED, WHITE FACE AND HOUSING, SINGLE FACE, RED AND GREEN LETTERS, SELF-POWERED                                    | 080083534128 | 6      | 6        | 180        |    |    |    |    | •  | ✓ |
| CX71WHSD   | LED, WHITE FACE AND HOUSING, SINGLE FACE, RED AND GREEN LETTERS, SELF-POWERED, SELF-DIAGNOSTICS                  | 080083534180 | 6      | 6        | 180        |    |    |    |    | •  |   |
| CX72   | LED, BRUSHED ALUMINUM FACE AND BLACK HOUSING, DOUBLE FACE, RED AND GREEN LETTERS, SELF-POWERED                   | 080083534111 | 6      | 6        | 180        |    |    |    |    | •  | ✓ |
| CX72BK   | LED, BLACK FACE AND HOUSING, DOUBLE FACE, RED AND GREEN LETTERS, SELF-POWERED                                    | 080083534159 | 6      | 6        | 180        |    |    |    |    | •  | ✓ |
| CX72SD   | LED, BRUSHED ALUMINUM FACE AND BLACK HOUSING, DOUBLE FACE, RED AND GREEN LETTERS, SELF-POWERED, SELF-DIAGNOSTICS | 080083534173 | 6      | 6        | 180        |    | •  |    |    | •  |   |
| CX72WH   | LED, WHITE FACE AND HOUSING, DOUBLE FACE, RED AND GREEN LETTERS, SELF-POWERED                                    | 080083534135 | 6      | 6        | 180        |    |    |    |    | •  | ✓ |
| CX72WHSD   | LED, WHITE FACE AND HOUSING, DOUBLE FACE, RED AND GREEN LETTERS, SELF-POWERED, SELF-DIAGNOSTICS                  | 080083534197 | 6      | 6        | 180        |    |    |    |    | •  |   |
| <b>Edge-lit - ESH71</b>  |  |              |        |          |            |    |    |    |    |    |   |
| ESH71  | RECESSED HOUSING - ES EXIT SIGN  | 080083502332 | 3.4    | 1        | 220        |    |    |    |    | •  |   |
| <b>Edge-lit - UHLED</b>  |  |              |        |          |            |    |    |    |    |    |   |
|  UHLED   | RECESSED HOUSING ELX EXIT SIGN (LED)   | 662401278473 | 3.5    | 1        | 216        |    |    |    |    | •  | • |
| <b>Photoluminescent - PHL</b>  |  |              |        |          |            |    |    |    |    |    |   |
|  PHL1GBA | PHOTOLUMINESCENT, BRUSHED ALUMINUM HOUSING/FACE, SINGLE FACE, GREEN LETTERS                                      | 623961142697 | 1.8    | 10       | 180        |    |    |    |    | •  |   |


★ Indicates ARRA Eligible Product,    ✓ Indicates Off the Shelf Product,    **E** Indicates EISA Compliant Pulse Start Products

Please reference the Cooper Lighting Stock Guide Terms and Conditions page. Pictures are a representation of product categories and may not illustrate the exact skus listed. Product information is subject to change without notice. Consult factory representative for additional information and inventory details. Visit [www.cooperlighting.com](http://www.cooperlighting.com) for more product information.

| CATALOG NUMBER | DESCRIPTION | UPC CODE | WEIGHT | CASE QTY | PALLET QTY | NJ | IL | TX | CA | GA |
|----------------|-------------|----------|--------|----------|------------|----|----|----|----|----|
|----------------|-------------|----------|--------|----------|------------|----|----|----|----|----|

**Industrial / Hazardous**

**Industrial Emergency**

|  |            |  |              |        |   |     |   |   |   |   |
|--|------------|--|--------------|--------|---|-----|---|---|---|---|
|  | <b>UEL</b> |  |              |        |   |     |   |   |   |   |
|  | UEL1BKSD   | NEMA 4X, WET LOCATION LISTED, 12V, (2) 12W HALOGEN LAMPS, BLACK, SELF DIAGNOSTICS                    | 080083508396 | 5.76   | 1 | 144 |   |   |   | • |
|  | UEL1SD     | NEMA 4X, DIE CAST HOUSING, WET LOCATION LISTED, 12V, (2) 12W HALOGEN LAMPS, SILVER, SELF DIAGNOSTICS | 080083508402 | 13.276 | 4 | 72  | • | • | • | • |
|  | UEL1WHSD   | NEMA 4X, WET LOCATION LISTED, 12V, (2) 12W HALOGEN LAMPS, WHITE, SELF DIAGNOSTICS                    | 080083508426 | 11.905 | 1 | 144 |   |   |   | • |



|  |             |  |              |      |   |    |  |  |  |   |
|--|-------------|--|--------------|------|---|----|--|--|--|---|
|  | <b>UMB1</b> |  |              |      |   |    |  |  |  |   |
|  | UMB1        | 6V, (2) 8W INCANDESCENT LAMPS, WET LOCATION LISTED, GREY | 662400108399 | 10.6 | 1 | 45 |  |  |  | • |

**Industrial Exit Signs**

|  |           |   |              |        |   |     |  |  |  |   |
|--|-----------|---|--------------|--------|---|-----|--|--|--|---|
|  | <b>UX</b> |   |              |        |   |     |  |  |  |   |
|  | UX61G     | NEMA 4X, LED, DIE CAST ALUMINUM, SILVER HOUSING, WET LOCATION LISTED, SINGLE FACE, GREEN LETTERS, AC ONLY                             | 662400687849 | 9.943  | 4 | 144 |  |  |  | • |
|  | UX61R     | NEMA 4X, LED, DIE CAST ALUMINUM, SILVER HOUSING/FACE, WET LOCATION LISTED, SINGLE FACE, RED LETTERS, AC ONLY                          | 662400687832 | 9.943  | 4 | 144 |  |  |  | • |
|  | UX61RWH   | NEMA 4X, LED, DIE CAST ALUMINUM, WHITE HOUSING/FACE, WET LOCATION LISTED, SINGLE FACE, RED LETTERS, AC ONLY                           | 622696170173 | 4.52   | 4 | 144 |  |  |  | • |
|  | UX71GWHS  | NEMA 4X, LED, DIE CAST ALUMINUM, WHITE HOUSING/FACE, WET LOCATION LISTED, SINGLE FACE, GREEN LETTERS, SELF-POWERED, SELF-DIAGNOSTICS  | 622696170210 | 4.49   | 4 | 144 |  |  |  | • |
|  | UX71RBKSD | NEMA 4X, LED, DIE CAST ALUMINUM, BLACK HOUSING/FACE, WET LOCATION LISTED, SINGLE FACE, RED LETTERS, SELF-POWERED, SELF-DIAGNOSTICS    | 622696170227 | 10.049 | 4 | 144 |  |  |  | • |
|  | UX71RSD   | NEMA 4X, LED, DIE CAST ALUMINUM, SILVER HOUSING/FACE, WET LOCATION LISTED, SINGLE FACE, RED LETTERS, SELF-POWERED, SELF-DIAGNOSTICS   | 662400687856 | 11.3   | 4 | 144 |  |  |  | • |
|  | UX71RWHS  | NEMA 4X, LED, DIE CAST ALUMINUM, WHITE HOUSING/FACE, WET LOCATION LISTED, SINGLE FACE, RED LETTERS, SELF-POWERED, SELF-DIAGNOSTICS    | 622696167531 | 4.62   | 4 | 144 |  |  |  | • |
|  | UX71GSD   | NEMA 4X, LED, DIE CAST ALUMINUM, SILVER HOUSING/FACE, WET LOCATION LISTED, SINGLE FACE, GREEN LETTERS, SELF-POWERED, SELF-DIAGNOSTICS | 662401000838 | 4.496  | 4 | 144 |  |  |  | • |
|  | UXUK      | CONVERSION KIT - UX EXIT (SILVER) SINGLE TO DOUBLE FACE   | 662400687870 | 0.844  | 6 | 216 |  |  |  | • |
|  | UXUKBK    | CONVERSION KIT - UX EXIT (BLACK) SINGLE TO DOUBLE FACE  | 622696170258 | 1.768  | 1 | 144 |  |  |  | • |
|  | UXUKWH    | CONVERSION KIT - UX EXIT (WHITE) SINGLE TO DOUBLE FACE  | 622696170241 | 1.768  | 6 | 144 |  |  |  | • |

**Retrofit**

**Fluorescent Emergency Battery Pack**

|  |            |                                     |              |       |   |     |   |   |   |   |
|--|------------|-------------------------------------|--------------|-------|---|-----|---|---|---|---|
|  | <b>FBP</b> |                                     |              |       |   |     |   |   |   |   |
|  | FBP3500    | ONE/TWO LAMPS, 1450-3500 LUMENS     | 662401531325 | 10.5  | 2 | 96  |   |   |   | • |
|  | <b>EBP</b> |                                     |              |       |   |     |   |   |   |   |
|  | EBP450X    | FLUORESCENT BATTERY PACK, 700 LUMEN | 080083561650 | 1.83  | 6 | 240 | • | • | • | • |
|  | EBP700X    | FLUORESCENT BATTERY PACK, 450 LUMEN | 080083564262 | 2.205 | 6 | 600 |   |   | • | • |

★ Indicates ARRA Eligible Product,    **Off The Shelf**    **E** Indicates EISA Compliant Pulse Start Products







| CATALOG NUMBER | DESCRIPTION | UPC CODE | WEIGHT | CASE QTY | PALLET QTY | NJ | IL | TX | CA | GA |
|----------------|-------------|----------|--------|----------|------------|----|----|----|----|----|
|----------------|-------------|----------|--------|----------|------------|----|----|----|----|----|

### Accessories

|  |                                  |  |              |      |    |     |  |  |  |   |
|--|----------------------------------|--|--------------|------|----|-----|--|--|--|---|
|  | <b>FRK1</b><br>FRK1              | FULLY RECESSING KIT - P4C/R4C                                | 662400109389 | 5    | 1  | 54  |  |  |  | • |
|  | <b>Laser</b><br>LASER            | RED LASER POINTER (USED TO ACTIVATE REMOTE TESTING FIXTURES) | 662401215256 | 0.25 | 12 | 288 |  |  |  | • |
|  | <b>Vandal Guard - VS1</b><br>VS1 | POLYCARBONATE VANDAL SHIELD                                  | 662401459674 | 4.5  | 1  | 24  |  |  |  | • |
|  | <b>Wireguard - WG</b><br>WG1     | WIREGUARD (18"X15"X6")                                       | 662400109419 | 2.4  | 1  | 80  |  |  |  | • |
|  | WG10                             | WIREGUARD (13 3/4"X13 3/8"X4 3/8")                           | 662400109426 | 2.3  | 1  | 84  |  |  |  | • |


### Chicago Code

#### Chicago Code Emergency

|  |   |  |              |       |   |     |   |  |   |   |   |
|--|---|--|--------------|-------|---|-----|---|--|---|---|---|
|   | <b>Steel Housing - GC15072</b><br>GC15072 | RECESSED, 6V, (2) 12W HALOGEN LAMPS, WHITE                   | 662400108276 | 18.15 | 1 | 18  | • |  |   | • | ✓ |
|  | <b>Steel Housing - ST1</b><br>ST1         | STEEL, 6V, (2) 12W HALOGEN LAMPS, WHITE                      | 662400107583 | 8.4   | 1 | 126 | • |  |   |   | ✓ |
|  | <b>Steel Housing - XR6C</b><br>XR6C       | STEEL, 6V, (2) 12W HALOGEN LAMPS, WHITE                      | 662400107507 | 8.311 | 6 | 96  | • |  | • | • | ✓ |
|  | <b>Steel Housing - XR9C</b><br>XR9C       | STEEL, 6V, (2) 12W HALOGEN LAMPS, 30W REMOTE CAPACITY, WHITE | 662400107514 | 15    | 4 | 72  | • |  |   |   | ✓ |

### Chicago Code and Emergency

#### Chicago Code Emergency and Emergency Architectural

|  |   |   |              |   |   |    |  |  |  |   |
|--|---|---|--------------|---|---|----|--|--|--|---|
|  | <b>Die Cast Aluminum Housing - CHEL Silver / White</b><br>CHEL1SD | 6V, (2) 12W HALOGEN LAMPS, DAMP LOCATION LISTED, SILVER | 080083508372 | 9 | 4 | 96 |  |  |  | • |
|  | CHEL1WHSD   | 6V, (2) 12W HALOGEN LAMPS, DAMP LOCATION LISTED, WHITE  | 080083508389 | 9 | 4 | 96 |  |  |  | • |

#### Chicago Code Emergency and Emergency Remote Heads

|   |                                    |              |     |   |     |   |  |  |  |  |   |
|---|------------------------------------|--------------|-----|---|-----|---|--|--|--|--|---|
| <b>Remote Heads Metal - Halogen</b><br>6T12MHHW | METAL, 6V, 12W HALOGEN LAMP, WHITE | 662400238355 | 1.2 | 6 | 216 | • |  |  |  |  | ✓ |
|---|------------------------------------|--------------|-----|---|-----|---|--|--|--|--|---|

★ Indicates ARRA Eligible Product, ✓ Indicates Off the Shelf Product, **E** Indicates EISA Compliant Pulse Start Products

| CATALOG NUMBER          | DESCRIPTION                   | UPC CODE     | WEIGHT | CASE |      | PALLET |    |    |    |    |
|-------------------------|-------------------------------|--------------|--------|------|------|--------|----|----|----|----|
|                         |                               |              |        | QTY  | QTY  | NJ     | IL | TX | CA | GA |
| <b>Replacement part</b> |                               |              |        |      |      |        |    |    |    |    |
| <b>Replacement part</b> |                               |              |        |      |      |        |    |    |    |    |
| <i>Transformer</i>      |                               |              |        |      |      |        |    |    |    |    |
| 004213SP                | REPLACEMENT PART; TRANSFORMER | 662400111160 | 0.3    | 10   | 10   |        | •  |    |    |    |
| 004214SP                | REPLACEMENT PART; TRANSFORMER | 662400111177 | 0.2    | 10   | 10   |        | •  |    |    |    |
| 004215SP                | REPLACEMENT PART; TRANSFORMER | 662400111184 | 0.2    | 10   | 1200 |        | •  |    |    |    |
| 004260SP                | REPLACEMENT PART; TRANSFORMER | 662400111207 | 0.69   | 10   | 10   |        | •  |    |    |    |
| 004261SP                | REPLACEMENT PART; TRANSFORMER | 662400112389 | 0.7    | 10   | 10   |        | •  |    |    |    |
| 004262SP                | REPLACEMENT PART; TRANSFORMER | 662400112396 | 0.7    | 10   | 10   |        | •  |    |    |    |

**Replacement part**

|          |                           |              |     |   |     |  |  |  |  |   |
|----------|---------------------------|--------------|-----|---|-----|--|--|--|--|---|
| 026117SP | REPLACEMENT PART, BATTERY | 662400109273 | 1.6 | 1 | 500 |  |  |  |  | • |
| 02645SP  | REPLACEMENT PART, BATTERY | 662400109242 | 2.6 | 1 | 660 |  |  |  |  | • |
| 02650SP  | REPLACEMENT PART, BATTERY | 662400109259 | 4.6 | 1 | 480 |  |  |  |  | • |

CATALOG  
NUMBER





DESCRIPTION

UPC CODE    WEIGHT    CASE QTY    PALLET QTY    NJ    IL    TX    CA    GA




# All-Pro Emergency

## LED Exit and Emergency

### Exit Signs Commercial

|  |        | <b>Thermoplastic Housing - Red Letters</b>  |              |       |   |     |   |   |   |   |   |   |   |   |   |   |  |
|--|--------|---|--------------|-------|---|-----|---|---|---|---|---|---|---|---|---|---|--|
|  | APX6R  | AC ONLY, WHITE HOUSING, LED EXIT, RED LETTERS   | 080083566518 | 2.4   | 6 | 240 | • | • | • | • | • | • | • | • | • | ✓ |  |
|  | APX7R  | SELF POWERED, WHITE HOUSING, LED EXIT, RED LETTERS  | 080083566532 | 2.4   | 6 | 360 | • | • | • | • | • | • | • | • | • | ✓ |  |
|  |        | <b>Thermoplastic Housing - Green Letters</b>  |              |       |   |     |   |   |   |   |   |   |   |   |   |   |  |
|  | APX6G  | AC ONLY, WHITE HOUSING, LED EXIT, GREEN LETTERS   | 080083566525 | 2.4   | 6 | 240 |   |   |   |   |   | • | • |   |   | ✓ |  |
|  | APX7G  | SELF POWERED, WHITE HOUSING, LED EXIT, GREEN LETTERS  | 080083566549 | 2.4   | 6 | 240 |   |   |   |   |   | • | • |   |   | ✓ |  |
|  |        | <b>Thermoplastic Combos - Double Head - APC</b>   |              |       |   |     |   |   |   |   |   |   |   |   |   |   |  |
|  | APC7R  | COMBO UNIT, WHITE HOUSING, LED-EXIT, (2) LED EMERGENCY LIGHT HEADS, UNIVERSAL FACE RED LETTERS                    | 080083566556 | 2.637 | 8 | 320 |   |   |   |   |   | • | • | • |   | ✓ |  |
|  | APC7G  | COMBO UNIT, WHITE HOUSING, LED-EXIT, (2) LED EMERGENCY LIGHT HEADS, UNIVERSAL FACE GREEN LETTERS                  | 080083567164 | 2.667 | 8 | 192 |   |   |   |   |   | • | • |   |   | ✓ |  |
|  |        | <b>Thermoplastic Combos - Double Head - APCH</b>  |              |       |   |     |   |   |   |   |   |   |   |   |   |   |  |
|  | APCH7R | COMBO UNIT, WHITE HOUSING, REMOTE CAPACITY, LED-EXIT, (2) LED EMERGENCY LIGHT HEADS, UNIVERSAL FACE RED LETTERS   | 080083567171 | 2.4   | 8 | 320 |   |   |   |   |   | • | • |   |   | ✓ |  |
|  | APCH7G | COMBO UNIT, WHITE HOUSING, REMOTE CAPACITY, LED-EXIT, (2) LED EMERGENCY LIGHT HEADS, UNIVERSAL FACE GREEN LETTERS | 080083567188 | 2.4   | 6 | 240 |   |   |   |   |   | • | • |   |   | ✓ |  |

### Emergency Commercial

|  |       | <b>Thermoplastic Housing - APEL</b>  |                                    |      |    |      |   |   |   |   |   |   |   |   |   |   |   |
|--|-------|--|------------------------------------|------|----|------|---|---|---|---|---|---|---|---|---|---|---|
|  | APEL  | 3.6V, (2) .78W LED EMERGENCY LIGHT HEAD, EQUIVALENT TO (2) 5.4W INCANDESCENT LAMPS | 080083566501                       | 2.4  | 8  | 480  | • | • | • | • | • | • | • | • | • | • | ✓ |
|  |       |  | <b>Thermoplastic Housing - APR</b> |      |    |      |   |   |   |   |   |   |   |   |   |   |   |
|  | APR1  | (2) .78W LED EMERGENCY LIGHT REMOTE HEAD, EQUIVALENT TO (2) 5.4W INCANDESCENT LAMP | 080083567195                       | 0.48 | 30 | 960  |   |   |   |   |   | • | • |   |   | ✓ |   |
|  | APR2  | (1) .78W LED EMERGENCY LIGHT REMOTE HEAD, EQUIVALENT TO (1) 5.4W INCANDESCENT LAMP | 080083567201                       | 0.48 | 30 | 960  |   |   |   |   |   | • | • |   |   | ✓ |   |
|  |       | <b>Thermoplastic Housing - APWR</b>  |                                    |      |    |      |   |   |   |   |   |   |   |   |   |   |   |
|  | APWR1 | REMOTE, SINGLE HEAD, WET LISTED  | 080083608560                       | 0.3  | 30 | 1080 |   |   |   |   |   | • | • |   |   | ✓ |   |
|  | APWR2 | REMOTE, DOUBLE HEAD, WET LISTED  | 080083608584                       | 0.42 | 30 | 720  |   |   |   |   |   | • | • |   |   | ✓ |   |

★ Indicates ARRA Eligible Product, ✓ Indicates Off the Shelf Product, E Indicates EISA Compliant Pulse Start Products

Please reference the Cooper Lighting Stock Guide Terms and Conditions page. Pictures are a representation of product categories and may not illustrate the exact skus listed. Product information is subject to change without notice. Consult factory representative for additional information and inventory details. Visit [www.cooperlighting.com](http://www.cooperlighting.com) for more product information.

| CATALOG NUMBER | DESCRIPTION | UPC CODE | WEIGHT | CASE |     | PALLET |    |    |    |    |  |
|----------------|-------------|----------|--------|------|-----|--------|----|----|----|----|--|
|                |             |          |        | QTY  | QTY | NJ     | IL | TX | CA | GA |  |

## Exit and Emergency

### Emergency Commercial



| <b>Thermoplastic Housing - AP2SQ</b> |   |              |   |   |     |   |   |   |   |   |   |
|--------------------------------------|---|--------------|---|---|-----|---|---|---|---|---|---|
| AP2SQ                                | 6V, (2) 5.4W INCANDESCENT LAMPS (SQUARE), WHITE | 662401000753 | 4 | 6 | 144 | • | • | • | • | • | ✓ |

### Exit Signs Commercial




| <b>Thermoplastic Combos - Double Head Square</b> |   |              |        |   |    |  |  |  |  |   |   |
|--|---|--------------|--------|---|----|--|--|--|--|---|---|
| AP70RWHDSQ                                       | COMBO UNIT, WHITE HOUSING, LED-EXIT, (2) 5.4W INCANDESCENT LAMPS (SQUARE)-EMERGENCY, UNIVERSAL FACE, RED LETTERS                  | 080083555871 | 8.2    | 6 | 72 |  |  |  |  | • | ✓ |
| APH70RWHDSQ                                      | COMBO UNIT, WHITE HOUSING, REMOTE CAPACITY, LED-EXIT, (2) 5.4W INCANDESCENT LAMPS (SQUARE)-EMERGENCY, UNIVERSAL FACE, RED LETTERS | 080083555888 | 10.567 | 6 | 72 |  |  |  |  | • | ✓ |



| <b>Edge-lit - EUR &amp; EUS</b> |  |              |      |   |     |  |  |  |  |   |   |
|---------------------------------|--|--------------|------|---|-----|--|--|--|--|---|---|
| EUR70G                          | LED, RECESSED, ALUMINUM HOUSING, UNIVERSAL FACE, GREEN LETTERS, SELF-POWERED | 623960072742 | 8.8  | 4 | 72  |  |  |  |  | • |   |
| EUS60G                          | LED, SURFACE, ALUMINUM HOUSING, UNIVERSAL FACE, GREEN LETTERS, AC ONLY       | 623960072681 | 3.39 | 4 | 192 |  |  |  |  | • |   |
| EUS70G                          | LED, SURFACE, ALUMINUM HOUSING, UNIVERSAL FACE, GREEN LETTERS, SELF-POWERED  | 623960072728 | 3.39 | 4 | 144 |  |  |  |  | • | • |



| CATALOG NUMBER   | DESCRIPTION | UPC CODE  | WEIGHT       | CASE QTY | PALLET QTY | NJ  | IL | TX | CA | GA |
|--|-------------|---|--------------|----------|------------|-----|----|----|----|----|
| <b>6" Downlight</b>  |             |   |              |          |            |     |    |    |    |    |
|  | LD610D010   | LED HOUSING, 6", 1000 LUMENS, 0-10V DIMMING, 120-277V           | 080083621378 | 4        | 1          | 54  |    |    |    | •  |
|  | LD610D120   | LED HOUSING, 6", 1000 LUMENS, 120V                              | 080083621392 | 4        | 1          | 54  |    |    |    | •  |
|  | LD615D010   | LED HOUSING, 6", 1500 LUMENS, 0-10V DIMMING, 120-277V           | 080083621521 | 3.9      | 1          | 54  |    |    |    | •  |
|  | LD615D010EM | LED EMERGENCY HOUSING, 6", 1500 LUMENS, 0-10V DIMMING, 120-277V | 080083621361 | 19       | 1          | 54  |    |    |    | •  |
|  | LD615DLUT   | LED HOUSING, 6", 1500 LUMENS, LUTRON DIMMING, 120-277V          | 080083628322 | 4.2      | 1          | 54  |    |    |    | •  |
|  | LD620D010   | LED HOUSING, 6", 2000 LUMENS, 0-10V DIMMING, 120-277V           | 080083621552 | 19       | 1          | 54  |    |    |    | •  |
|  | LD620DLUT   | LED HOUSING, 6", 2000 LUMENS, LUTRON DIMMING, 120-277V          | 080083628339 | 19       | 1          | 54  |    |    |    | •  |
|  | LD6R10D120  | REMODEL LED HOUSING, 6", 1000 LUMENS, 120V                      | 080083621262 | 1        | 4          | 150 |    |    |    | •  |
|  | LD6R15D010  | REMODEL LED HOUSING, 6", 1500 LUMENS, 0-10V DIMMING, 120-277V   | 080083621576 | 1        | 4          | 150 |    |    |    | •  |

**6" Power Modules**

|            |                                       |              |       |   |     |  |  |  |  |   |
|------------|---------------------------------------|--------------|-------|---|-----|--|--|--|--|---|
| ERW6827    | LED MODULE 6" WIDE, 80CRI 2700K       | 080083621453 | 6     | 6 | 324 |  |  |  |  | • |
| ERW6830    | LED MODULE 6" WIDE, 80CRI 3000K       | 080083621446 | 1.8   | 6 | 324 |  |  |  |  | • |
| ERW6830H20 | LED MODULE 6" WIDE 2000 LUMEN 3000K   | 080083621194 | 6     | 6 | 270 |  |  |  |  | • |
| ERW6835    | LED MODULE 6" WIDE, 80CRI 3500K       | 080083621439 | 1.5   | 6 | 270 |  |  |  |  | • |
| ERW6835H20 | LED MODULE 6" WIDE 2000 LUMEN 3500K   | 080083621255 | 6     | 6 | 270 |  |  |  |  | • |
| ERW6840    | LED MODULE 6" WIDE, 80CRI 4000K       | 080083621422 | 6     | 6 | 324 |  |  |  |  | • |
| ESQ4830    | LED MODULE 4" SQUARE 3000K            | 080083621545 | 1.35  | 6 | 504 |  |  |  |  | • |
| ESQ4835    | LED MODULE 4" SQUARE 2000 LUMEN 3500K | 080083621248 | 1.25  | 6 | 54  |  |  |  |  | • |
| ESQ6830    | LED MODULE 6" SQUARE 3000K            | 080083621538 | 3.34  | 6 | 324 |  |  |  |  | • |
| ESQ6835    | LED MODULE 6" SQUARE 2000 LUMEN 3500K | 080083621231 | 3.166 | 6 | 324 |  |  |  |  | • |



**6" Square Downlight**

|             |  |              |    |   |    |  |  |  |  |   |
|-------------|--|--------------|----|---|----|--|--|--|--|---|
| LDSQ413D010 | SQUARE LED HOUSING, 4", 1300 LUMENS, 0-10V DIMMING, 120-277V | 080083621514 | 19 | 1 | 54 |  |  |  |  | • |
| LDSQ615D010 | SQUARE LED HOUSING, 6", 1500 LUMENS, 0-10V DIMMING, 120-277V | 080083621507 | 19 | 1 | 54 |  |  |  |  | • |

**6" Trims**

|          |   |              |      |   |     |  |  |  |  |     |
|----------|---|--------------|------|---|-----|--|--|--|--|-----|
| 6LM111LI | REFLECTOR 6" LED MEDIUM WALL WASH SELF FLANGED LI FINISH    | 080083630073 | 1    | 1 | 180 |  |  |  |  | • ★ |
| 6LM1H    | REFLECTOR 6" LED MEDIUM SELF FLANGED HAZE FINISH            | 080083598953 | 1    | 1 | 180 |  |  |  |  | • ★ |
| 6LM1LI   | REFLECTOR 6" LED MEDIUM SELF FLANGED LI FINISH              | 080083598946 | 1    | 1 | 180 |  |  |  |  | • ★ |
| 6LW0H    | REFLECTOR 6" LED SHALLOW/WIDE POLYMER TRIM RING HAZE FINISH | 080083599066 | 1    | 1 | 180 |  |  |  |  | • ★ |
| 6LW0LI   | REFLECTOR 6" LED SHALLOW/WIDE POLYMER TRIM RING LI FINISH   | 080083599301 | 1    | 1 | 180 |  |  |  |  | • ★ |
| 6LW111LI | REFLECTOR 6" LED WIDE WALL WASH SELF FLANGED LI FINISH      | 080083630080 | 1    | 1 | 180 |  |  |  |  | • ★ |
| 6LW1H    | REFLECTOR 6" LED SHALLOW/WIDE SELF FLANGED HAZE FINISH      | 080083613212 | 1.05 | 1 | 216 |  |  |  |  | • ★ |
| 6LW1LI   | REFLECTOR 6" LED SHALLOW/WIDE SELF FLANGED LI FINISH        | 080083601011 | 1    | 1 | 216 |  |  |  |  | • ★ |
| 6LS111H  | REFLECTOR LED, 6" SHALLOW WALL WASH, HAZE                   | 080083570461 | 1    | 1 | 180 |  |  |  |  | •   |

**CFL Recessed**







**4" Vertical Downlight**

|        |  |              |      |   |    |  |  |  |   |     |
|--------|--|--------------|------|---|----|--|--|--|---|-----|
| C4013E | HOUSING, 4" CFL VERTICAL DOWNLIGHT, 1-13DTT, UNV | 080083553662 | 4.1  | 1 | 80 |  |  |  |   | • ★ |
| C4018E | HOUSING, 4" CFL VERTICAL DOWNLIGHT, 1-18DTT, UNV | 080083553679 | 4.05 | 1 | 80 |  |  |  |   | • ★ |
| C4026E | HOUSING, 4" CFL VERTICAL DOWNLIGHT, 1-26DTT, UNV | 080083558643 | 4.05 | 1 | 48 |  |  |  | • | ★   |

★ Indicates ARRA Eligible Product,   **Off The Shelf**   **E** Indicates EISA Compliant Pulse Start Products

Please reference the Cooper Lighting Stock Guide Terms and Conditions page. Pictures are a representation of product categories and may not illustrate the exact skus listed. Product information is subject to change without notice. Consult factory representative for additional information and inventory details. Visit [www.cooperlighting.com](http://www.cooperlighting.com) for more product information.

| CATALOG NUMBER  | DESCRIPTION  | UPC CODE     | WEIGHT | CASE QTY | PALLET |    |    |    |    |     |
|---|--|--------------|--------|----------|--------|----|----|----|----|-----|
|   |  |              |        |          | QTY    | NJ | IL | TX | CA | GA  |
| <b>4" Trims</b>   |  |              |        |          |        |    |    |    |    |     |
| 4050LI  | REFLECTOR, 4" CFL, WIDE BEAM, MOLDED TRIM, LI FINISH                       | 662400313366 | 0.55   | 1        | 216    |    |    |    | •  | • ★ |
| 4051LI  | REFLECTOR, 4" CFL, WIDE BEAM, SELF FLANGED, LI FINISH                      | 662400313397 | 0.6    | 1        | 216    |    |    |    | •  | • ★ |
| <b>4" Square</b>  |  |              |        |          |        |    |    |    |    |     |
|  CSQ4132E | HOUSING, 4" CFL SQUARE HORIZONTAL DOWNLIGHT, 1-26/32/42TTT, UNV            | 080083610075 | 4.95   | 1        | 1      |    |    |    | •  | • ★ |
| <b>4" SQ Trims</b>  |  |              |        |          |        |    |    |    |    |     |
| 4CSQ1LI   | REFLECTOR 4" COMPACT FLUORESCENT SQUARE SELF FLANGED LI FINISH             | 080083610082 | 0.85   | 1        | 96     |    |    |    | •  | • ★ |
| <b>6" Lens Wall Wash</b>  |  |              |        |          |        |    |    |    |    |     |
|  CLW6132E | HOUSING, 6" LENS WALL WASH, 1-32TTT, UNV                                   | 080083565566 | 5.8    | 1        | 54     |    |    |    | •  | • ★ |
| <b>6" Vertical Downlight</b>  |  |              |        |          |        |    |    |    |    |     |
|  C6018E   | HOUSING, 6" CFL VERTICAL DOWNLIGHT, 1-18DTT, UNV                           | 080083561100 | 4.5    | 1        | 80     |    |    |    | •  | • ★ |
| C6042E  | HOUSING, 6" CFL VERTICAL DOWNLIGHT, 1-26/32/42TTT, UNV                     | 080083558629 | 4.25   | 1        | 80     | •  | •  | •  | •  | • ★ |
| C6042ECP  | HOUSING, 6" CFL VERTICAL DOWNLIGHT, 1-26/32/42TTT, UNV, CHICAGO PLENUM     | 622696145652 | 5.25   | 1        | 60     | •  |    |    |    | • ★ |
| C6042EEM  | HOUSING, 6" CFL VERTICAL DOWNLIGHT, 1-26/32/42TTT, UNV, EM                 | 080083573783 | 11.34  | 1        | 20     |    |    |    | •  | • ★ |
| C6042ELEM   | HOUSING, 6" CFL VERTICAL DOWNLIGHT, 1-26/32/42TTT, INTERNAL EM             | 080083560509 | 11.34  | 1        | 20     |    |    |    | •  | • ★ |
| C60421DMARKX  | HOUSING, 6" CFL VERTICAL DOWNLIGHT, 120V ADVANCE MARKX DIMMING, 120V       | 623961192692 | 4.5    | 1        | 80     | •  |    |    |    | • ★ |
| C60421D32   | HOUSING, 6" CFL VERTICAL DOWNLIGHT, 32W DIMMING, 120V                      | 622697230777 | 4.4    | 1        | 80     |    |    |    | •  | • ★ |
| C60422D32   | HOUSING, 6" CFL VERTICAL DOWNLIGHT, 32W DIMMING, 277V                      | 622697230814 | 4.4    | 1        | 80     |    |    |    | •  | • ★ |
| <b>6" Horizontal Downlight</b>  |  |              |        |          |        |    |    |    |    |     |
|  C6126E | HOUSING, 6" CFL HORIZONTAL DOWNLIGHT, 1-26DTT, UNV                         | 080083564774 | 4.9    | 1        | 54     | •  |    |    |    | • ★ |
| C6142E  | HOUSING, 6" CFL HORIZONTAL DOWNLIGHT, 1-26/32/42TTT, UNV                   | 080083553693 | 4.75   | 1        | 63     | •  | •  | •  | •  | • ★ |
| C6142ECP  | HOUSING, 6" CFL HORIZONTAL DOWNLIGHT, 1-26/32/42TTT, UNV, CHICAGO PLENUM   | 623961115264 | 5.15   | 1        | 1      | •  |    |    |    | • ★ |
| C61421D32   | HOUSING, 6" CFL HORIZONTAL DOWNLIGHT, 32W DIMMING, LUTRON COMPACT SE, 120V | 623961974243 | 5      | 1        | 60     |    |    |    | •  | • ★ |
| C61422D32   | HOUSING, 6" CFL HORIZONTAL DOWNLIGHT, 32W DIMMING, LUTRON COMPACT SE, 277V | 080083563616 | 5      | 1        | 63     |    |    |    | •  | • ★ |
| C6213E  | HOUSING, 6" CFL HORIZONTAL DOWNLIGHT, 2-13DTT, UNV                         | 080083553716 | 5      | 1        | 54     |    |    |    | •  | • ★ |
| C6218E  | HOUSING, 6" CFL HORIZONTAL DOWNLIGHT, 2-18DTT, UNV                         | 080083553723 | 5      | 1        | 54     |    |    |    | •  | • ★ |
| C6226E  | HOUSING, 6" CFL HORIZONTAL DOWNLIGHT, 2-26DTT, UNV                         | 662400613244 | 5.05   | 1        | 54     | •  |    |    | •  | • ★ |

★ Indicates ARRA Eligible Product,   **Off The Shelf**   **E** Indicates EISA Compliant Pulse Start Products

Please reference the Cooper Lighting Stock Guide Terms and Conditions page. Pictures are a representation of product categories and may not illustrate the exact skus listed. Product information is subject to change without notice. Consult factory representative for additional information and inventory details. Visit [www.cooperlighting.com](http://www.cooperlighting.com) for more product information.



| CATALOG NUMBER  | DESCRIPTION   | UPC CODE     | WEIGHT | CASE QTY | PALLET QTY | NJ IL TX CA GA |   |   |   |   |
|-----------------|---|--------------|--------|----------|------------|----------------|---|---|---|---|
|                 |   |              |        |          |            |                |   |   |   |   |
| <b>6" Trims</b> |   |              |        |          |            |                |   |   |   |   |
| 6000LI          | REFLECTOR, 6" CFL NARROW BEAM, MOLDED TRIM, LI FINISH                                 | 662400313465 | 1      | 1        | 125        | •              | • | • | • | ★ |
| 6001H           | REFLECTOR, 6" CFL NARROW BEAM, SELF FLANGED, HAZE FINISH                              | 662400314639 | 0.95   | 1        | 125        |                |   | • | • | ★ |
| 6001LI          | REFLECTOR, 6" CFL NARROW BEAM REFLECTOR, SELF FLANGED, LI FINISH                      | 662400313496 | 0.95   | 1        | 150        | •              |   | • | • | ★ |
| 6001LIWF        | REFLECTOR, 6" CFL NARROW BEAM, SELF WHITE FLANGE, LI FINISH                           | 662400641636 | 0.1    | 1        | 150        | •              |   |   | • | ★ |
| 6010LI          | REFLECTOR, 6" CFL WALL WASH, MOLDED TRIM, LI FINISH                                   | 662400313502 | 1.05   | 1        | 125        |                |   | • | • | ★ |
| 6011LI          | REFLECTOR, 6" CFL GRUVI OPEN WALL WASH, SELF FLANGED, LI FINISH                       | 662400313533 | 1      | 1        | 125        |                |   | • | • | ★ |
| 60111LI         | REFLECTOR, 6" 26/32 TTT CFL SINGLE OPEN VERTICAL WALL WASH GRADIENT KICKER, LI FINISH | 623961297182 | 1      | 1        | 150        |                |   |   | • | ★ |
| 6050LI          | REFLECTOR, 6" CFL WIDE BEAM, MOLDED TRIM, LI FINISH                                   | 662400313540 | 0.8    | 1        | 100        | •              | • | • | • | ★ |
| 6051H           | REFLECTOR, 6" CFL WIDE BEAM, SELF FLANGED, HAZE FINISH                                | 662400314721 | 1.2    | 1        | 125        |                |   | • | • | ★ |
| 6051LI          | REFLECTOR, 6" CFL WIDE BEAM, SELF FLANGED, LI FINISH                                  | 662400314707 | 0.8    | 1        | 150        | •              |   | • | • | ★ |
| 6081LI1         | REFLECTOR, 6" CFL ACRYLIC PRISMATIC, SELF FLANGED, LI FINISH, FOR C6042               | 080083630714 | 1      | 1        | 100        |                |   |   | • | ★ |
| 6150LI          | REFLECTOR, 6" CFL DOWNLIGHT, MOLDED TRIM, LI FINISH                                   | 662400313632 | 0.75   | 1        | 216        | •              |   | • | • | ★ |
| 6151H           | REFLECTOR, 6" CFL HORIZONTAL DOWNLIGHT, SELF FLANGED, HAZE FINISH                     | 662400314905 | 0.75   | 1        | 216        |                |   | • | • | ★ |
| 6151HWF         | REFLECTOR, 6" CFL DOWNLIGHT, SELF WHITE FLANGE, HAZE FINISH                           | 662400644934 | 0.75   | 1        | 216        | •              |   |   |   | ★ |
| 6151LI          | REFLECTOR, 6" CFL DOWNLIGHT SELF FLANGED, LI FINISH                                   | 662400313663 | 0.75   | 1        | 216        | •              |   | • | • | ★ |
| 6151LIWF        | REFLECTOR, 6" CFL DOWNLIGHT SELF WHITE FLANGED, LI FINISH                             | 662400644927 | 0.8    | 1        | 216        | •              |   |   |   | ★ |
| 6180LI1         | REFLECTOR, 6" CFL PRISMATIC LENSED, MOLDED TRIM, LI FINISH                            | 662400317173 | 1.1    | 1        | 216        |                |   |   | • | ★ |
| 6181LI1         | REFLECTOR, 6" CFL PRISMATIC LENSED, SELF FLANGED, LI FINISH                           | 662400313700 | 1.2    | 1        | 216        |                |   |   | • | ★ |
| 6250LI          | REFLECTOR, 6" CFL WIDE BEAM, MOLDED TRIM, LI FINISH                                   | 662400650294 | 0.8    | 1        | 216        | •              |   | • | • | ★ |
| 6251H           | REFLECTOR, 6" CFL WIDE BEAM, SELF FLANGED, HAZE FINISH                                | 662400650348 | 0.8    | 1        | 216        |                |   |   | • | ★ |
| 6251LI          | REFLECTOR, 6" CFL WIDE BEAM, SELF FLANGE, LI FINISH                                   | 662400650331 | 0.8    | 1        | 216        | •              |   | • | • | ★ |
| 6450LI          | REFLECTOR, 6" CFL OPEN DOWNLIGHT, MOLDED TRIM RING, LI FINISH, FOR C6042, 42W         | 662400614227 | 1      | 1        | 150        |                |   |   | • | ★ |
| 6451LI          | REFLECTOR, 6" CFL WIDE BEAM, 42TTT LAMP, SELF FLANGED, LI FINISH                      | 662400614265 | 0.95   | 1        | 150        | •              |   |   |   | ★ |
| 6491LI          | REFLECTOR, LENS WALL WASH, SELF FLANGED, LI FINISH, CLW6132                           | 622696089475 | 1      | 1        | 396        |                |   |   | • | ★ |



**6" Square**

|          |   |              |      |   |    |  |  |  |   |   |
|----------|---|--------------|------|---|----|--|--|--|---|---|
| CSQ6142E | HOUSING, 6" CFL SQUARE HORIZONTAL DOWNLIGHT, 1-26/32/42TTT, UNV | 080083610044 | 4.95 | 1 | 54 |  |  |  | • | ★ |
| CSQ6226E | HOUSING, 6" CFL SQUARE HORIZONTAL DOWNLIGHT, 2-26W DTT, UNV     | 080083610068 | 4.95 | 1 | 54 |  |  |  | • | ★ |






**6" SQ Trims**

|         |  |              |      |   |    |  |  |  |   |   |
|---------|--|--------------|------|---|----|--|--|--|---|---|
| 6CSQ1LI | REFLECTOR 6" COMPACT FLUORESCENT SQUARE SELF FLANGED LI FINISH | 080083610051 | 0.85 | 1 | 96 |  |  |  | • | ★ |
|---------|--|--------------|------|---|----|--|--|--|---|---|




**7" Vertical Downlight**

|        |  |              |      |   |    |   |  |  |   |   |
|--------|--|--------------|------|---|----|---|--|--|---|---|
| C7042E | HOUSING, 7" CFL VERTICAL DOWNLIGHT, 1-26/32/42TTT, UNV | 662400616023 | 4.95 | 1 | 36 | • |  |  | • | ★ |
|--------|--|--------------|------|---|----|---|--|--|---|---|

| CATALOG NUMBER  | DESCRIPTION  | UPC CODE     | WEIGHT | CASE QTY | PALLET QTY | NJ | IL | TX | CA | GA |
|---|--|--------------|--------|----------|------------|----|----|----|----|----|
| <b>7" Horizontal Downlight</b>  |  |              |        |          |            |    |    |    |    |    |
|  C7126E   | HOUSING, 7" CFL HORIZONTAL DOWNLIGHT, 1-26DTT, UNV                       | 662400613275 | 5.2    | 1        | 54         |    |    |    |    | ★  |
| C7218E  | HOUSING, 7" CFL HORIZONTAL DOWNLIGHT, 2-18DTT, UNV                       | 662400613152 | 5.4    | 1        | 54         |    |    |    |    | ★  |
| C7226E  | HOUSING, 7" CFL HORIZONTAL DOWNLIGHT, 2-26DTT, UNV                       | 662400005209 | 5.2    | 1        | 54         | •  | •  |    |    | ★  |
| <b>7" Horizontal Downlight - C7142, C7242</b>   |  |              |        |          |            |    |    |    |    |    |
|  C7142E   | HOUSING, 7" CFL HORIZONTAL DOWNLIGHT, 1-26/32/42TTT, UNV                 | 662400616054 | 5.45   | 1        | 36         |    | •  |    | •  | •  |
| C7242E  | HOUSING, 7" CFL HORIZONTAL DOWNLIGHT, 2-26/32/42TTT, UNV                 | 623961436604 | 6      | 1        | 36         |    |    |    |    | ★  |
| <b>7" Trims</b>   |  |              |        |          |            |    |    |    |    |    |
| 7000LI  | REFLECTOR, 7" CFL MEDIUM BEAM, MOLDED TRIM, LI FINISH                    | 662400313786 | 1.5    | 1        | 96         |    |    |    | •  | •  |
| 7001H   | REFLECTOR, 7" CFL MEDIUM BEAM, SELF FLANGED, HAZE FINISH                 | 662400315223 | 1.55   | 1        | 80         |    |    |    |    | •  |
| 7001LI  | REFLECTOR, 7" CFL MEDIUM BEAM, SELF FLANGED, LI FINISH                   | 662400313816 | 1.7    | 1        | 80         |    |    |    |    | •  |
| 7050LI  | REFLECTOR, 7" CFL WIDE BEAM, MOLDED TRIM, LI FINISH                      | 662400313847 | 1.1    | 1        | 125        |    | •  |    |    | •  |
| 7150LI  | REFLECTOR, 7" CFL DOWNLIGHT, MOLDED TRIM, LI FINISH                      | 662400313946 | 1.2    | 1        | 125        |    | •  |    | •  | •  |
| 7151H   | REFLECTOR, 7" CFL HORIZONTAL DOWNLIGHT, SELF FLANGED, HAZE FINISH        | 662400315575 | 1.2    | 1        | 125        |    |    |    |    | •  |
| 7151LI  | REFLECTOR, 7" CFL DOWNLIGHT, SELF FLANGED, LI FINISH                     | 662400313977 | 1.25   | 1        | 125        |    | •  |    |    | •  |
| 7181LI1   | REFLECTOR, 7" CFL PRISMATIC LENS, SELF FLANGED, LI FINISH                | 662400313991 | 2      | 1        | 125        |    |    |    |    | •  |
| 7250LI  | REFLECTOR, 7" CFL DOWNLIGHT, MOLDED TRIM, LI FINISH                      | 662400314110 | 1.1    | 1        | 150        |    | •  |    | •  | •  |
| 7251LI  | REFLECTOR, 7" CFL DOWNLIGHT, SELF FLANGED, LI FINISH                     | 662400314141 | 1.25   | 1        | 150        |    | •  |    | •  | •  |
| 7251LIWF  | REFLECTOR, 7" CFL DOWNLIGHT, SELF WHITE FLANGE, LI FINISH                | 662400642305 | 1.12   | 1        | 150        |    | •  |    |    | •  |
| 7280LI1   | REFLECTOR, 7" CFL PRISMATIC LENS, MOLDED TRIM, LI FINISH                 | 662400317197 | 1.65   | 1        | 120        |    |    |    |    | •  |
| 7281LI1   | REFLECTOR, 7" CFL PRISMATIC LENS, SELF FLANGED, LI FINISH                | 662400314189 | 1.6    | 1        | 150        |    |    |    |    | •  |
| 7351LI  | REFLECTOR, 7" CFL HORIZONTAL DOWNLIGHT, SELF FLANGED, LI FINISH          | 623961498947 | 1.25   | 1        | 150        |    |    |    |    | •  |
| 7400LI  | REFLECTOR, 7" CFL MEDIUM BEAM, 42TTT LAMP, MOLDED TRIM, LI FINISH        | 662400614302 | 1.4    | 1        | 80         |    |    |    |    | •  |
| <b>8" Vertical Downlight</b>  |  |              |        |          |            |    |    |    |    |    |
|  C8042E | HOUSING, 8" CFL, VERTICAL DOWNLIGHT, 1-26/32/42TTT, 120-277V             | 080083558636 | 5.45   | 1        | 36         |    |    |    |    | •  |
| <b>8" Horizontal Downlight</b>  |  |              |        |          |            |    |    |    |    |    |
|  C8242E | HOUSING, 8" CFL, HORIZONTAL DOWNLIGHT, 2-26DTT, 2-26/32/42TTT, 120-277V  | 080083558650 | 6      | 1        | 54         |    |    |    |    | •  |
| <b>8" Cross Blade</b>   |  |              |        |          |            |    |    |    |    |    |
|  C8526E | HOUSING, 8" CROSS BLADE, 2-26DTT, 120-277V                               | 080083561865 | 5.75   | 1        | 54         |    |    |    |    | •  |
| <b>8" Trims</b>   |  |              |        |          |            |    |    |    |    |    |
| 8000LI  | REFLECTOR, 8" CFL MEDIUM BEAM, MOLDED TRIM, LI FINISH                    | 623961297588 | 1.7    | 1        | 100        |    |    |    |    | •  |
| 8001LI  | REFLECTOR, 8" CFL MEDIUM BEAM REFLECTOR, SELF FLANGED, LI FINISH, 26/32W | 080083588930 | 1.75   | 1        | 100        |    |    |    |    | •  |
| 8551LI  | REFLECTOR, 8" CROSS BLADE DOWNLIGHT, SELF FLANGED, LI FINISH             | 662401012121 | 1.41   | 4        | 128        |    |    |    |    | •  |
| 8351LI  | REFLECTOR, 8" CFL DOWNLIGHT, SELF FLANGED, LI FINISH                     | 623961545566 | 1.2    | 1        | 80         |    |    |    |    | •  |

★ Indicates ARRA Eligible Product,   **Off The Shelf**   **E** Indicates EISA Compliant Pulse Start Products

Please reference the Cooper Lighting Stock Guide Terms and Conditions page. Pictures are a representation of product categories and may not illustrate the exact skus listed. Product information is subject to change without notice. Consult factory representative for additional information and inventory details. Visit [www.cooperlighting.com](http://www.cooperlighting.com) for more product information.

| CATALOG NUMBER  | DESCRIPTION   | UPC CODE     | WEIGHT | CASE PALLET |     |    |    |    |    |     |
|---|---|--------------|--------|-------------|-----|----|----|----|----|-----|
|   |   |              |        | QTY         | QTY | NJ | IL | TX | CA | GA  |
| <b>9" Horizontal Downlight</b>  |   |              |        |             |     |    |    |    |    |     |
|  C9242E | HOUSING, 9" CFL, HORIZONTAL DOWNLIGHT, 2-26/32/42TTT, UNV | 662400616115 | 7.7    | 1           | 12  |    |    |    |    | • ★ |

**9" Trims**

|        |  |              |     |   |    |  |   |   |  |     |
|--------|--|--------------|-----|---|----|--|---|---|--|-----|
| 9250LI | REFLECTOR, 9" CFL, MOLDED TRIM, LI FINISH  | 662400314332 | 1.8 | 1 | 80 |  | • |   |  | • ★ |
| 9251LI | REFLECTOR, 9" CFL, SELF FLANGED, LI FINISH | 662400316282 | 2   | 1 | 80 |  |   | • |  | • ★ |

**CFL Surface**



**Cylinders**

|          |                                       |              |     |   |    |  |  |  |  |     |
|----------|---------------------------------------|--------------|-----|---|----|--|--|--|--|-----|
| C19242EP | CYLINDER, SURFACE, 9", 2-42TTT, WHITE | 662400615644 | 6.6 | 1 | 27 |  |  |  |  | • ★ |
|----------|---------------------------------------|--------------|-----|---|----|--|--|--|--|-----|

**CFL Accessories**

**Accessories**

|       |                              |              |     |   |    |  |  |  |  |     |
|-------|------------------------------|--------------|-----|---|----|--|--|--|--|-----|
| C836P | PENDANT KIT, CFL, 36", WHITE | 662400602187 | 4.1 | 1 | 96 |  |  |  |  | • ★ |
|-------|------------------------------|--------------|-----|---|----|--|--|--|--|-----|



**Frosted Disc**

|         |  |              |      |   |    |  |  |  |  |     |
|---------|--|--------------|------|---|----|--|--|--|--|-----|
| DT6DISC | 6" FROSTED DISC FOR USE ON 6" CFL DOWNLIGHTS | 662400680505 | 2.45 | 1 | 72 |  |  |  |  | • ★ |
| DT7DISC | 7" FROSTED DISC FOR USE ON 7" CFL DOWNLIGHTS | 662400680512 | 3.4  | 1 | 84 |  |  |  |  | • ★ |

**HID**

**Recessed**

**Lens - Round 8"-12"**

|        |  |              |      |   |     |  |  |  |  |     |
|--------|--|--------------|------|---|-----|--|--|--|--|-----|
| 10002P | LENS, 9" ROUND REGRESSED FRESNEL W/ BLACK BAFFLE, WHITE TRIM | 662400122845 | 2.9  | 1 | 160 |  |  |  |  | • ★ |
| 10202P | LENS, 11" ROUND FRESNEL, BLACK BAFFLE                        | 662400122869 | 4.75 | 1 | 135 |  |  |  |  | • ★ |

**Lens - Square 13"**

|        |                                      |              |     |   |    |  |  |  |  |     |
|--------|--------------------------------------|--------------|-----|---|----|--|--|--|--|-----|
| 11302P | LENS, 13" SQUARE REGRESSED LENS      | 662400122890 | 6.8 | 1 | 44 |  |  |  |  | • ★ |
| 11311P | LENS, 13" SQUARE PRISMATIC DROP LENS | 662400187165 | 7.6 | 1 | 60 |  |  |  |  | • ★ |
| 11321P | LENS, 13" SQUARE ASYMMETRIC DROP     | 662400122920 | 3   | 1 | 60 |  |  |  |  | • ★ |

**HID Accessories**

**Accessories**


|       |                                |              |     |   |    |  |  |  |  |     |
|-------|--------------------------------|--------------|-----|---|----|--|--|--|--|-----|
| M836P | PENDANT KIT, MH/HPS 36", WHITE | 662400115502 | 8.6 | 1 | 88 |  |  |  |  | • ★ |
|-------|--------------------------------|--------------|-----|---|----|--|--|--|--|-----|

**Ballast**

|     |                           |              |       |   |     |  |  |  |  |   |
|-----|---------------------------|--------------|-------|---|-----|--|--|--|--|---|
| 750 | 175W METAL HALIDE BALLAST | 662400122692 | 12.75 | 1 | 168 |  |  |  |  | • |
|-----|---------------------------|--------------|-------|---|-----|--|--|--|--|---|

| CATALOG NUMBER | DESCRIPTION | UPC CODE | WEIGHT | CASE PALLET |     | NJ | IL | TX | CA | GA |
|----------------|-------------|----------|--------|-------------|-----|----|----|----|----|----|
|                |             |          |        | QTY         | QTY |    |    |    |    |    |

## Incandescent Recessed

|  |  |   |              |       |    |    |   |   |   |   |   |
|--|--|---|--------------|-------|----|----|---|---|---|---|---|
|  | <b>3" Adjustable</b>                               |   |              |       |    |    |   |   |   |   |   |
|  | HA3MR  | HOUSING, 3" ADJUSTABLE, LOW VOLTAGE                 | 662400648857 | 9.9   | 2  | 72 | • | • | • | • | ★ |
|  | HA3MRDR37  | HOUSING, 3" ADJUSTABLE, LOW VOLTAGE, DERATED TO 37W | 622696245604 | 9.475 | 2  | 72 |   |   | • |   | ★ |
| HA3MRDR50  | HOUSING, 3" ADJUSTABLE LOW VOLTAGE, DERATED TO 50W | 622696245598  | 9.225        | 2     | 72 |    |   | • |   | ★ |   |

### 3" Trims

|         |                                    |              |     |   |     |  |  |  |   |   |
|---------|------------------------------------|--------------|-----|---|-----|--|--|--|---|---|
| 3470PIN | REFLECTOR, 3", PIN HOLE, FOR HA3MR | 662400664321 | 0.6 | 6 | 480 |  |  |  | • | ★ |
|---------|------------------------------------|--------------|-----|---|-----|--|--|--|---|---|



### 4" Downlight

|     |                                     |              |     |   |    |   |   |   |   |   |
|-----|-------------------------------------|--------------|-----|---|----|---|---|---|---|---|
| HD4 | HOUSING, 4" DOWNLIGHT, INCANDESCENT | 662400620426 | 4.8 | 1 | 72 | • | • | • | • | ★ |
|-----|-------------------------------------|--------------|-----|---|----|---|---|---|---|---|



### 4" Adjustable

|        |   |              |       |   |    |  |   |  |  |   |
|--------|---|--------------|-------|---|----|--|---|--|--|---|
| H7493T | HOUSING, 4" ADJUSTABLE, LOW VOLTAGE, MR16, AR70, AR111, PAR20/30/36 | 662400316978 | 10.95 | 1 | 54 |  | • |  |  | ★ |
|--------|---|--------------|-------|---|----|--|---|--|--|---|



### 6" Downlight

|       |   |              |      |   |    |   |   |   |   |   |
|-------|---|--------------|------|---|----|---|---|---|---|---|
| HD6   | HOUSING, 6" DOWNLIGHT, INCANDESCENT                 | 662400619024 | 4.75 | 1 | 72 | • | • | • | • | ★ |
| HD6CP | HOUSING, 6" DOWNLIGHT, INCANDESCENT, CHICAGO PLENUM | 662400633280 | 6.25 | 1 | 45 |   | • |   |   | ★ |



### 6" Incandescent Shallow Plenum Downlight

|        |   |              |      |   |    |  |  |  |   |   |
|--------|---|--------------|------|---|----|--|--|--|---|---|
| H7601T | HOUSING, 6" INCANDESCENT SHALLOW PLENUM DOWNLIGHT | 662400148371 | 3.75 | 1 | 80 |  |  |  | • | ★ |
|--------|---|--------------|------|---|----|--|--|--|---|---|

### 6" Trims

|        |  |              |      |   |     |  |  |  |   |   |
|--------|--|--------------|------|---|-----|--|--|--|---|---|
| 6300LI | REFLECTOR, 6" DOWNLIGHT, MOLDED TRIM, LI FINISH, HD6 | 662401000715 | 0.85 | 1 | 252 |  |  |  | • | ★ |
|--------|--|--------------|------|---|-----|--|--|--|---|---|



### 7" Adjustable

|     |                                      |              |      |   |    |  |  |  |   |   |
|-----|--------------------------------------|--------------|------|---|----|--|--|--|---|---|
| HA7 | HOUSING, 7" ADJUSTABLE, INCANDESCENT | 662400620921 | 15.4 | 1 | 12 |  |  |  | • | ★ |
|-----|--------------------------------------|--------------|------|---|----|--|--|--|---|---|



### 7" Downlight

|     |                                     |              |     |   |    |   |  |   |   |   |
|-----|-------------------------------------|--------------|-----|---|----|---|--|---|---|---|
| HD7 | HOUSING, 7" DOWNLIGHT, INCANDESCENT | 662400620433 | 5.4 | 1 | 45 | • |  | • | • | ★ |
|-----|-------------------------------------|--------------|-----|---|----|---|--|---|---|---|

## Incandescent Surface



### Cylinders 6" and 8"

|         |  |              |     |   |    |  |  |  |   |   |
|---------|--|--------------|-----|---|----|--|--|--|---|---|
| H8800MB | CYLINDER, 8" SURFACE MOUNT INCANDESCENT, BLACK MATTE | 662400149132 | 2.8 | 1 | 60 |  |  |  | • | ★ |
| H8800P  | CYLINDER, 8" WALL MOUNT INCANDESCENT, WHITE          | 662400149149 | 3.1 | 1 | 40 |  |  |  | • | ★ |

## Incandescent Accessories

### Accessories

|       |                                       |              |     |   |     |  |  |  |   |   |
|-------|---------------------------------------|--------------|-----|---|-----|--|--|--|---|---|
| H836P | PENDANT KIT, 36", INCANDESCENT, WHITE | 662400133681 | 2.4 | 1 | 50  |  |  |  | • | ★ |
| SA91  | SOCKET ADAPTER MR16 75W MAX           | 662400317029 | 0.5 | 4 | 504 |  |  |  | • | ★ |

★ Indicates ARRA Eligible Product,    **Off The Shelf**    **E** Indicates EISA Compliant Pulse Start Products

| CATALOG NUMBER | DESCRIPTION | UPC CODE | WEIGHT | CASE QTY | PALLET QTY | NJ | IL | TX | CA | GA |
|----------------|-------------|----------|--------|----------|------------|----|----|----|----|----|
|----------------|-------------|----------|--------|----------|------------|----|----|----|----|----|

## HID and Incandescent Recessed

### 6" Trims

|        |   |              |      |   |     |  |   |  |  |     |
|--------|---|--------------|------|---|-----|--|---|--|--|-----|
| 6471LI | REFLECTOR, 6" ADJUSTABLE, SELF FLANGED, LI FINISH, HA6/MA6  | 662400619758 | 0.7  | 1 | 360 |  |   |  |  | • ★ |
| 6500LI | REFLECTOR, 6" DOWNLIGHT, MOLDED TRIM, LI FINISH, HD6/MD6    | 662400625773 | 1.05 | 1 | 150 |  |   |  |  | • ★ |
| 6601LI | REFLECTOR, 6" DOWNLIGHT, SELF FLANGED, LI FINISH, HD6/MD6   | 662400623564 | 0.75 | 1 | 144 |  |   |  |  | •   |
| 6700LI | REFLECTOR, 6" MEDIUM BEAM, MOLDED TRIM, LI FINISH, HD6/MD6  | 662400623243 | 0.8  | 1 | 252 |  |   |  |  | • ★ |
| 6701LI | REFLECTOR, 6" MEDIUM BEAM, SELF FLANGED, LI FINISH, HD6/MD6 | 662400620488 | 1    | 1 | 216 |  | • |  |  | • ★ |
| 6710LI | REFLECTOR, 6" WALL WASH, MOLDED TRIM, LI FINISH, HD6/MD6    | 662400625704 | 0.95 | 1 | 144 |  |   |  |  | • ★ |


### 7" Trims

|        |   |              |     |   |     |  |  |  |  |     |
|--------|---|--------------|-----|---|-----|--|--|--|--|-----|
| 7601LI | REFLECTOR, 7" DOWNLIGHT, SELF FLANGED, LI FINISH, HD7/MD7 | 662400620549 | 1.4 | 1 | 125 |  |  |  |  | • ★ |
| 7750LI | REFLECTOR, 7" WIDE BEAM, MOLDED TRIM, LI FINISH, HD7/MD7  | 662400626541 | 1   | 1 | 150 |  |  |  |  | •   |

## CFL, HID, and Incandescent Accessories

### CFL, HID, and Incandescent Accessories

#### Accessories

|       |                                   |              |       |    |      |   |   |  |   |   |
|-------|-----------------------------------|--------------|-------|----|------|---|---|--|---|---|
| HB26  | BAR HANGER, C-CHANNEL 26" LONG    | 662400136187 | 1.3   | 20 | 600  | • | • |  | • | • ★   |
| RMB22 | 22" LONG WOOD JOIST MOUNTING BARS | 662401000821 | 0.866 | 4  | 756  |   |   |  |   | • ★  |
| TRM6P | 6" METAL TRIM RING, WHITE         | 662400149170 | 0.1   | 12 | 2400 |   |   |  |   | • ★   |




CATALOG  
NUMBER

DESCRIPTION

UPC CODE   WEIGHT   CASE QTY   PALLET QTY   NJ   IL   TX   CA   GA






# Iris

## Iris Platform








|  |   |  |  |                      |             |                |   |   |   |   |   |   |   |   |
|--|---|--|--|----------------------|-------------|----------------|---|---|---|---|---|---|---|---|
|    | <b>3" IC Rated LED</b><br>P3LED98301E0-10V/TE                   | 3" IC RATED LED HOUSING, 120V TE & 0-10V DIMMING   | 080083629961                                 | 1                    | 1           | 16             | ■ | ■ | ■ | ■ | ■ | ● |   |   |
|    | <b>3" IC Rated Line Voltage</b><br>P3120                        | 3" IC RATED LINE VOLTAGE HOUSING   | 662400609650                                 | 7.8                  | 1           | 48             | ■ | ■ | ■ | ■ | ■ | ● |   |   |
|    | <b>3" IC Rated Low Voltage</b><br>P3MR                          | 3" IC RATED LOW VOLTAGE HOUSING  | 662400609674                                 | 10.35                | 1           | 48             | ● | ● | ● | ● | ● | ● | ★ |   |
|    | <b>3" Non-IC Line Voltage</b><br>PN3120                         | 3" NON-IC LINE VOLTAGE HOUSING   | 622696590292                                 | 5                    | 1           | 90             | ■ | ■ | ■ | ■ | ■ | ● | ★ |   |
|   | <b>3" Non-IC Low Voltage</b><br>PN3MR                           | 3" NON-IC LOW VOLTAGE HOUSING  | 662400609667                                 | 7.95                 | 1           | 126            | ● | ● | ● | ● | ● | ● | ★ |   |
|  | <b>3" Non-IC Low Voltage Remodel</b><br>RPN3MR                  | 3" NON-IC LOW VOLTAGE REMODEL HOUSING 50W  | 623961149153                                 | 4.5                  | 1           | 140            | ● | ■ | ■ | ■ | ■ | ● | ★ |   |
|  | <b>4" Square IC Rated</b><br>P40832ICAT<br>P408ICAT<br>P4MRICAT | 4" SQUARE IC RATED 26/32W HOUSING<br>4" IC RATED MODULAR HOUSING<br>4" SQUARE IC MR16 HOUSING                            | 623961563539<br>623961387203<br>623961542787 | 10.26<br>9.05<br>8.9 | 1<br>2<br>2 | 24<br>40<br>40 | ■ | ■ | ■ | ■ | ■ | ● | ● | ★ |
|  | <b>4" Square Non-IC</b><br>P406TAT<br>P4MRTAT                   | 4" SQUARE NON-IC MODULAR HOUSING<br>4" SQUARE NON-IC MR16 HOUSING  | 623961082795<br>623961542770                 | 8.9<br>8.9           | 2<br>2      | 48<br>64       | ■ | ■ | ■ | ■ | ■ | ● | ● | ★ |
|  | <b>4" Square Non-IC - CFL</b><br>PN41H42E<br>PN41H42ED26/32ES   | 4" SQUARE NON-IC 26/32/42W CFL HOUSING, 120 - 277V<br>4" SQUARE NON-IC 26/32W CFL HOUSING, 120 - 277V ECOSYSTEMS DIMMING | 080083613045<br>080083613052                 | 8.9<br>8.9           | 2<br>2      | 64<br>64       | ■ | ■ | ■ | ■ | ■ | ● | ★ |   |
|  | <b>5" IC Rated</b><br>P5<br>P532ICAT<br>P532TLUTRON             | 5" IC RATED MODULAR HOUSING<br>5" IC RATED 26/32W CFL HOUSING<br>5" IC RATED 32W CFL DIMMING HOUSING                     | 662400611356<br>623960079451<br>623961949647 | 7<br>7.85<br>7.2     | 1<br>1<br>1 | 48<br>60<br>48 | ● | ● | ● | ● | ● | ● | ● | ★ |

★ Indicates ARRA Eligible Product,   **✓** Indicates Off the Shelf Product,   **E** Indicates EISA Compliant Pulse Start Products

Please reference the Cooper Lighting Stock Guide Terms and Conditions page. Pictures are a representation of product categories and may not illustrate the exact skus listed. Product information is subject to change without notice. Consult factory representative for additional information and inventory details. Visit [www.cooperlighting.com](http://www.cooperlighting.com) for more product information.

| CATALOG NUMBER   | DESCRIPTION   | UPC CODE     | WEIGHT | CASE |     | PALLET |    |    |    |    |   |   |
|--|---|--------------|--------|------|-----|--------|----|----|----|----|---|---|
|  |   |              |        | QTY  | QTY | NJ     | IL | TX | CA | GA |   |   |
|  <b>5" Non-IC</b><br>PN5             | 5" NON-IC MODULAR HOUSING   | 622697326531 | 6.95   | 1    | 75  |        |    |    |    |    | • | ★ |
|  <b>6" Square Non-IC</b><br>PN61H42E | 6" SQUARE NON-IC 26/32/42W CFL HOUSING, 120 - 277V                | 080083629985 | 8.9    | 2    | 64  |        |    |    |    |    | • | ★ |
|  PN6L1H42E                           | 6" SQUARE NON-IC 26/32/42W CFL LENS WALL WASH HOUSING, 120 - 277V | 080083629978 | 8.9    | 2    | 64  |        |    |    |    |    | • | ★ |
|  <b>7" IC Rated</b><br>P7            | 7" IC RATED MODULAR HOUSING                                       | 662401619566 | 10.8   | 1    | 33  |        |    |    |    |    | • | ★ |
|  <b>7" Non-IC</b><br>PN7             | 7" NON-IC MODULAR HOUSING   | 622696570102 | 10.6   | 1    | 40  |        |    |    |    |    | • | ★ |











**Iris Power Modules**

|  |   |              |       |    |      |   |   |  |  |   |   |   |   |
|--|---|--------------|-------|----|------|---|---|--|--|---|---|---|---|
|  <b>Compact Fluorescent Electronic Ballast</b><br>M42T | 26/32/42W COMPACT FLUORESCENT ELECTRONIC BALLAST MODULE | 662400621287 | 1.175 | 6  | 384  |   |   |  |  |   | • | • | ★ |
|  <b>Compact Fluorescent</b><br>MH4CFL42E              | 26W DTT, 26/32/42W TTT, COMPACT FLUORESCENT             | 623961448515 | 2.03  | 6  | 120  |   |   |  |  |   | • | ★ |   |
|  <b>4" Square MR16 Low Voltage - MA4MR</b><br>MA4MR  | 4" SQUARE ADJUSTABLE MR16 LOW VOLTAGE MODULE            | 623961379352 | 5.35  | 12 | 144  |   |   |  |  |   | • | • |   |
|  <b>4" Square MR16 Low Voltage - MV4MR</b><br>MV4MR  | 4" SQUARE VERTICAL MR16 LOW VOLTAGE MODULE              | 623961677809 | 1.2   | 1  | 400  |   |   |  |  |   | • | ★ |   |
|  <b>4" Line Voltage</b><br>MH4BT                     | 4" SQUARE HORIZONTAL BT15 TUNGSTEN-HALOGEN LAMP MODULE  | 623961611278 | 1     | 6  | 240  |   |   |  |  |   | • | ★ |   |
|  <b>5" and 7" Line Voltage Downlight</b><br>M120     | 5" AND 7" LINE VOLTAGE A AND PAR LAMP DOWNLIGHT MODULE  | 662400615415 | 0.3   | 16 | 1920 | • | • |  |  | • | • | ★ |   |
|  <b>5" Low Voltage</b><br>M5MR                       | 5" MR16 LOW VOLTAGE MODULE                              | 662400611967 | 4.4   | 6  | 252  |   |   |  |  |   | • | ★ |   |

★ Indicates ARRA Eligible Product,    ✓ Indicates Off the Shelf Product,    **E** Indicates EISA Compliant Pulse Start Products












Please reference the Cooper Lighting Stock Guide Terms and Conditions page. Pictures are a representation of product categories and may not illustrate the exact skus listed. Product information is subject to change without notice. Consult factory representative for additional information and inventory details. Visit [www.cooperlighting.com](http://www.cooperlighting.com) for more product information.



| CATALOG NUMBER   | DESCRIPTION   | UPC CODE     | WEIGHT | CASE QTY | PALLET QTY | NJ | IL | TX | CA | GA  |
|--|---|--------------|--------|----------|------------|----|----|----|----|-----|
| <b>5" Line Voltage</b>   |   |              |        |          |            |    |    |    |    |     |
|  M5P30     | 5" PAR30 ADJUSTABLE LINE VOLTAGE MODULE             | 662400615422 | 1.3    | 6        | 288        |    |    |    | •  | • ★ |
| <b>7" Line Voltage</b>   |   |              |        |          |            |    |    |    |    |     |
|  M7P38     | 7" PAR38 ADJUSTABLE LINE VOLTAGE MODULE             | 662400621294 | 2      | 6        | 120        |    |    |    | •  | • ★ |
| <b>Iris Optical Element</b>  |   |              |        |          |            |    |    |    |    |     |
| <b>3" Adjustable Accent</b>  |   |              |        |          |            |    |    |    |    |     |
|  E3AAC     | 3" ADJUSTABLE ACCENT, CLEAR REFLECTOR               | 662400684831 | 0.53   | 6        | 480        |    |    |    | •  | • ★ |
| E3AAH  | 3" ADJUSTABLE ACCENT, HAZE REFLECTOR                | 662400684763 | 0.5    | 6        | 432        |    |    |    | •  | • ★ |
| <b>3" Adjustable Accent Slot</b>   |   |              |        |          |            |    |    |    |    |     |
|  E3SLOTC   | 3" ADJUSTABLE ACCENT SLOT, CLEAR REFLECTOR          | 662400684824 | 0.5    | 6        | 480        |    |    |    | •  | • ★ |
| <b>3" Downlight Pinhole</b>  |   |              |        |          |            |    |    |    |    |     |
|  E3DNPIN   | 3" DOWNLIGHT PINHOLE                                | 662400635116 | 0.7    | 6        | 240        |    |    |    | •  | • ★ |
| <b>3" Downlight Shower</b>   |   |              |        |          |            |    |    |    |    |     |
|  E3SRH    | 3" DOWNLIGHT SHOWER, HAZE REFLECTOR                 | 662400685470 | 0.6    | 6        | 432        |    |    |    | •  | • ★ |
| <b>3" Lensed Shower Adjustable Accent</b>  |   |              |        |          |            |    |    |    |    |     |
|  E3AASRC | 3" LENSED SHOWER ADJUSTABLE ACCENT, CLEAR REFLECTOR | 662400629948 | 0.64   | 6        | 360        |    |    |    | •  | • ★ |
| E3AASRH  | 3" LENSED SHOWER ADJUSTABLE ACCENT, HAZE REFLECTOR  | 662400629979 | 1      | 6        | 216        |    |    |    | •  | • ★ |
| E3AASRPIN  | 3" LENSED SHOWER ADJUSTABLE ACCENT PINHOLE          | 662400684251 | 0.6    | 6        | 288        |    |    |    | •  | • ★ |
| <b>3" Lensed Shower Downlight</b>  |   |              |        |          |            |    |    |    |    |     |
|  E3SRC   | 3" LENSED SHOWER DOWNLIGHT, CLEAR REFLECTOR         | 662400685449 | 0.6    | 6        | 432        |    |    |    | •  | • ★ |
| <b>3" MR16 Downlight - Black Baffle</b>  |   |              |        |          |            |    |    |    |    |     |
|  E3MRBB  | 3" MR16 DOWNLIGHT, BLACK BAFFLE                     | 662400685760 | 0.4    | 6        | 480        |    |    |    | •  | • ★ |
| <b>3" MR16 Downlight</b>   |   |              |        |          |            |    |    |    |    |     |
|  E3MRC   | 3" MR16 DOWNLIGHT, CLEAR REFLECTOR                  | 662400685357 | 0.6    | 6        | 432        |    |    |    | •  | • ★ |
| E3MRCSF  | 3" MR16 DOWNLIGHT, CLEAR REFLECTOR, SELF FLANGED    | 662400683919 | 0.4    | 6        | 480        |    |    |    | •  | • ★ |
| E3MRH  | 3" MR16 DOWNLIGHT, HAZE REFLECTOR                   | 662400685364 | 3.25   | 20       | 800        | •  |    |    | •  | • ★ |
| E3MRMW   | 3" MR16 DOWNLIGHT, MATTE WHITE REFLECTOR            | 622696410385 | 0.4    | 6        | 240        |    |    |    | •  | • ★ |
| E3MRWB   | 3" MR16 DOWNLIGHT, WHITE BAFFLE                     | 662400685777 | 0.4    | 6        | 480        |    |    |    | •  | • ★ |











★ Indicates ARRA Eligible Product, ✓ Indicates Off the Shelf Product, **E** Indicates EISA Compliant Pulse Start Products

Please reference the Cooper Lighting Stock Guide Terms and Conditions page. Pictures are a representation of product categories and may not illustrate the exact skus listed. Product information is subject to change without notice. Consult factory representative for additional information and inventory details. Visit [www.cooperlighting.com](http://www.cooperlighting.com) for more product information.


| CATALOG NUMBER   | DESCRIPTION  | UPC CODE     | WEIGHT | CASE QTY | PALLET |     |    |    |    |    |   |
|--|--|--------------|--------|----------|--------|-----|----|----|----|----|---|
|  |  |              |        |          | QTY    | NJ  | IL | TX | CA | GA |   |
| <b>3" Oval Pinhole</b>   |  |              |        |          |        |     |    |    |    |    |   |
|  E3OVAL   | 3" OVAL PINHOLE  | 662400685920 | 0.5    | 6        | 480    |     |    |    | •  | •  | ★ |
| <b>3" Pinhole</b>  |  |              |        |          |        |     |    |    |    |    |   |
|  E3PIN    | 3" PINHOLE   | 662400684183 | 0.7    | 6        | 480    |     |    |    | •  | •  | ★ |
| E3PINLARGE   | 3" PINHOLE LARGE   | 662400684275 | 0.6    | 6        | 480    |     |    |    | •  | •  | ★ |
| E3PINW   | 3" PINHOLE, WHITE OCULUS   | 662400111320 | 0.6    | 6        | 288    |     |    |    | •  | •  | ★ |
| <b>3" Super Adjustable</b>   |  |              |        |          |        |     |    |    |    |    |   |
|  E3SA     | 3" SUPER ADJUSTABLE  | 623961149191 | 1.42   | 6        | 252    |     |    |    | •  | •  | ★ |
| <b>4" Lensed Shower Adjustable Accent</b>  |  |              |        |          |        |     |    |    |    |    |   |
|  E4AASRH  | 4" LENSED SHOWER ADJUSTABLE ACCENT, HAZE REFLECTOR               | 623961366406 |        | 1        | 36     | 144 |    |    |    | •  | ★ |
| E4AASRHSF  | 4" LENSED SHOWER ADJUSTABLE ACCENT, HAZE REFLECTOR, SELF FLANGED | 623961366413 |        | 1        | 1      | 50  |    |    |    | •  | ★ |
| <b>4" Lensed Shower Downlight</b>  |  |              |        |          |        |     |    |    |    |    |   |
|  E4DLSRH  | 4" LENSED SHOWER DOWNLIGHT, HAZE REFLECTOR                       | 623961359583 |        | 1        | 6      | 180 |    |    |    | •  | ★ |
| E4DLSRHSF  | 4" LENSED SHOWER DOWNLIGHT, HAZE REFLECTOR, SELF FLANGED         | 623961359590 |        | 1.2      | 6      | 300 |    |    |    | •  | ★ |
| <b>4" Square Adjustable Accent</b>   |  |              |        |          |        |     |    |    |    |    |   |
|  E4AAH   | 4" SQUARE ADJUSTABLE ACCENT, HAZE REFLECTOR                      | 623961366369 |        | 1        | 36     | 288 |    |    |    | •  | ★ |
| E4AAHSF  | 4" SQUARE ADJUSTABLE ACCENT, HAZE SELF FLANGED REFLECTOR         | 623961366376 |        | 1        | 36     | 288 |    |    |    | •  | ★ |
| <b>4" Square Downlight</b>   |  |              |        |          |        |     |    |    |    |    |   |
|  E4DLH  | 4" SQUARE DOWNLIGHT, HAZE REFLECTOR                              | 623961366321 |        | 1        | 36     | 288 |    |    |    | •  | ★ |
| E4DLHSF  | 4" SQUARE DOWNLIGHT, HAZE SELF FLANGED REFLECTOR                 | 623961366338 |        | 1        | 6      | 360 |    |    |    | •  | ★ |
| <b>4" Square Lensed Wall Wash</b>  |  |              |        |          |        |     |    |    |    |    |   |
|  E4LWWH | 4" SQUARE LENSED WALL WASH, HAZE REFLECTOR                       | 080083577477 | 0.49   | 6        | 72     |     |    |    |    | •  | ★ |
| E4LWWHSF   | 4" SQUARE LENSED WALL WASH, HAZE SELF FLANGED REFLECTOR          | 080083577460 | 0.49   | 6        | 72     |     |    |    |    | •  | ★ |
| <b>4" Square Regressed Lensed Wall Wash</b>  |  |              |        |          |        |     |    |    |    |    |   |
|  E4RLWW | 4" SQUARE REGRESSED LENSED WALL WASH, SELF FLANGED, MATTE WHITE  | 080083583386 |        | 1        | 6      | 420 |    |    |    | •  |   |
| E4RLWWRL   | 4" SQUARE REGRESSED LENSED WALL WASH, RIMLESS, MATTE WHITE       | 080083583393 |        | 1        | 6      | 420 |    |    |    | •  |   |
| <b>4" Square Pinhole</b>   |  |              |        |          |        |     |    |    |    |    |   |
|  E4PIN  | 4" SQUARE PINHOLE, WHITE   | 623961366444 |        | 1        | 6      | 420 |    |    |    | •  |   |
| E4PINRL  | 4" SQUARE PINHOLE, WHITE, RIMLESS                                | 623961366451 |        | 1        | 6      | 420 |    |    |    | •  |   |
| <b>4" Square Regressed Pinhole</b>   |  |              |        |          |        |     |    |    |    |    |   |
|  E4RPIN | 4" SQUARE REGRESSED PINHOLE, WHITE                               | 623961366482 | 0.866  | 6        | 420    |     |    |    |    | •  |   |
| E4RPINRL   | 4" SQUARE REGRESSED PINHOLE, WHITE, RIMLESS                      | 623961366499 |        | 1        | 6      | 420 |    |    |    | •  |   |

★ Indicates ARRA Eligible Product,    ✓ Indicates Off the Shelf Product,    **E** Indicates EISA Compliant Pulse Start Products

Please reference the Cooper Lighting Stock Guide Terms and Conditions page. Pictures are a representation of product categories and may not illustrate the exact skus listed. Product information is subject to change without notice. Consult factory representative for additional information and inventory details. Visit [www.cooperlighting.com](http://www.cooperlighting.com) for more product information.



| CATALOG NUMBER   | DESCRIPTION  | UPC CODE     | WEIGHT | CASE QTY | PALLET QTY | NJ | IL | TX | CA | GA  |
|--|--|--------------|--------|----------|------------|----|----|----|----|-----|
| <b>4" Square Regressed Shower Pinhole</b>  |  |              |        |          |            |    |    |    |    |     |
|  E4RPINSRRL | 4" SQUARE REGRESSED SHOWER PINHOLE, WHITE, RIMLESS | 080083521753 | 1      | 6        | 420        |    |    |    |    | •   |
| E4RPINSR   | 4" SQUARE REGRESSED SHOWER PINHOLE, WHITE SHOWER   | 623961366505 | 1      | 6        | 420        |    |    |    |    | •   |
| <b>4" Square Shower Pinhole</b>  |  |              |        |          |            |    |    |    |    |     |
|  E4PINSR    | 4" SQUARE SHOWER PINHOLE, WHITE                    | 623961366468 | 1      | 6        | 420        |    |    |    |    | •   |
| E4PINSRRL  | 4" SQUARE SHOWER PINHOLE, WHITE, RIMLESS           | 080083521746 | 0.866  | 6        | 420        |    |    |    |    | •   |
| <b>4" Parabolic Lower Shielding Reflector</b>  |  |              |        |          |            |    |    |    |    |     |
|  E4MRH      | 4" SQUARE PARABOLIC LOWER SHIELDING REFLECTOR      | 623961520594 | 0.31   | 6        | 240        |    |    |    |    | • ★ |
| <b>5" Adjustable Accent</b>  |  |              |        |          |            |    |    |    |    |     |
|  E5AAH      | 5" ADJUSTABLE ACCENT, HAZE REFLECTOR               | 662400624271 | 0.98   | 6        | 360        |    |    |    |    | • ★ |
| E5AAWB   | 5" ADJUSTABLE ACCENT, WHITE BAFFLE                 | 662400621232 | 0.8    | 6        | 360        |    |    |    |    | • ★ |
| <b>5" A Lamp Downlight and Wall Wash</b>   |  |              |        |          |            |    |    |    |    |     |
|  E5A19C     | 5" A LAMP DOWNLIGHT, CLEAR REFLECTOR               | 662400613176 | 1.2    | 6        | 120        |    |    |    |    | • ★ |
| E5A19H   | 5" A LAMP DOWNLIGHT, HAZE REFLECTOR                | 662400615934 | 1.63   | 6        | 144        |    |    |    | •  | • ★ |
| E5A19WWC   | 5" A LAMP WALL WASH, CLEAR REFLECTOR               | 662400615729 | 1.4    | 6        | 120        |    |    |    |    | • ★ |
| <b>5" CFL Downlight</b>  |  |              |        |          |            |    |    |    |    |     |
|  E5TC      | 5" CFL DOWNLIGHT, CLEAR REFLECTOR                  | 662400615958 | 1.2    | 6        | 84         |    |    |    |    | • ★ |
| E5TH   | 5" CFL DOWNLIGHT, HAZE REFLECTOR                   | 662400615965 | 1.04   | 6        | 72         |    |    |    |    | • ★ |
| <b>5" Decorative Lens Shower Downlight</b>   |  |              |        |          |            |    |    |    |    |     |
|  E5LUNA   | 5" DECORATIVE LENS SHOWER DOWNLIGHT                | 662400619031 | 2.2    | 6        | 180        |    |    |    | •  | • ★ |
| <b>5" Lensed Shower Downlight</b>  |  |              |        |          |            |    |    |    |    |     |
|  E5SRC    | 5" LENSED SHOWER DOWNLIGHT, CLEAR REFLECTOR        | 662400619574 | 1.4    | 6        | 120        |    |    |    |    | • ★ |
| <b>5" PAR30 Downlight</b>  |  |              |        |          |            |    |    |    |    |     |
|  E5P30G   | 5" PAR30 DOWNLIGHT, GOLD REFLECTOR                 | 662400615989 | 1.2    | 6        | 144        |    |    |    |    | • ★ |
| E5P30H   | 5" PAR30 DOWNLIGHT, HAZE REFLECTOR                 | 662400615996 | 1.37   | 6        | 144        |    |    |    |    | • ★ |
| E5P30WB  | 5" PAR30 DOWNLIGHT, WHITE BAFFLE                   | 662400673149 | 1.05   | 6        | 144        |    |    |    |    | • ★ |
| <b>7" Decorative Lens Shower Downlight</b>   |  |              |        |          |            |    |    |    |    |     |
|  E7LUNA   | 7" DECORATIVE LENS SHOWER DOWNLIGHT                | 662400628422 | 2.4    | 6        | 96         |    |    |    |    | • ★ |

**Iris Components & Accessories**

| <b>Lenses</b>  |                    |              |      |     |      |  |  |  |  |     |
|--|--------------------|--------------|------|-----|------|--|--|--|--|-----|
|  LHEX | 2" HEX CELL LOUVER | 662400614845 | 0.04 | 50  | 6000 |  |  |  |  | • ★ |
| LSPD   | 2" SPREAD LENS     | 662400614715 | 0.05 | 50  | 5000 |  |  |  |  | • ★ |
| LUV  | 2" UV LENS         | 662401000388 | 0.04 | 250 | 5000 |  |  |  |  | • ★ |

★ Indicates ARRA Eligible Product,  Indicates Off the Shelf Product,  Indicates EISA Compliant Pulse Start Products

Please reference the Cooper Lighting Stock Guide Terms and Conditions page. Pictures are a representation of product categories and may not illustrate the exact skus listed. Product information is subject to change without notice. Consult factory representative for additional information and inventory details. Visit [www.cooperlighting.com](http://www.cooperlighting.com) for more product information.

| CATALOG NUMBER  | DESCRIPTION | UPC CODE                            | WEIGHT       | CASE  |     | PALLET |    |    |    |    |     |
|---|-------------|-------------------------------------|--------------|-------|-----|--------|----|----|----|----|-----|
|   |             |                                     |              | QTY   | QTY | NJ     | IL | TX | CA | GA |     |
| <b>Mount Collars</b>  |             |                                     |              |       |     |        |    |    |    |    |     |
|  | FMC3        | 3" FLUSH MOUNT COLLAR               | 622696870677 | 0.625 | 6   | 600    |    |    |    |    | • ★ |
|   | FMC5        | 5" FLUSH MOUNT COLLAR               | 622696870684 | 0.8   | 6   | 576    |    |    |    |    | • ★ |
| <b>Replacement Socket</b>   |             |                                     |              |       |     |        |    |    |    |    |     |
|  | MRSKT       | REPLACEMENT SOCKET FOR M5MR MODULE  | 662401631711 | 0.2   | 10  | 750    |    |    |    |    | • ★ |
|   | LC16KIT     | RETROFIT LAMP CAPSULE KIT FOR PN3MR | 623961078651 | 0.17  | 36  | 432    |    |    |    |    | •   |
|   | PLR4X4      | 4" PLASTER LATHING RING             | 623961523991 | 0.43  | 60  | 720    |    |    |    |    | •   |
|   | RLA4X4      | 4" RIMLESS ADAPTER                  | 623961524912 | 0.38  | 6   | 750    |    |    |    |    | •   |
|   | RA4X4       | 4" SQUARE RIMLESS ADAPTER           | 080083603169 | 1.25  | 12  | 600    |    |    |    |    | •   |
|   | RA6X6       | 6" SQUARE RIMLESS ADAPTER           | 080083594795 | 0.43  | 12  | 216    |    |    |    |    | •   |
|   | RG50FL40    | 50MM GLASS LED REFLECTOR, 40 DEGREE | 080083615261 | 1     | 1   | 12     |    |    |    |    | •   |
|   | RG50MH      | 50MM LED REFLECTOR MEDIA HOLDER     | 080083617623 | 0.79  | 6   | 432    |    |    |    |    | • ★ |
|   | RG50NFL25   | 50MM GLASS LED REFLECTOR, 25 DEGREE | 080083615278 | 0.12  | 10  | 6240   |    |    |    |    | •   |
|   | RG50NSP10   | 50MM GLASS LED REFLECTOR, 10 DEGREE | 080083615285 | 0.12  | 10  | 6240   |    |    |    |    | •   |
|   | RG50SP15    | 50MM GLASS LED REFLECTOR, 15 DEGREE | 080083628742 | 1     | 1   | 10     |    |    |    |    | •   |



★ Indicates ARRA Eligible Product,   ✓ Indicates Off the Shelf Product,   **E** Indicates EISA Compliant Pulse Start Products

| CATALOG NUMBER | DESCRIPTION | UPC CODE | WEIGHT | CASE |     | PALLET |    |    |    |    |
|----------------|-------------|----------|--------|------|-----|--------|----|----|----|----|
|                |             |          |        | QTY  | QTY | NJ     | IL | TX | CA | GA |


# Lumiere

## Accent / Flood


### Cambria - 203

| <b>Low Voltage - 203 LED</b>   |                        |  |              |      |   |      |  |  |  |  |   |   |   |
|--|------------------------|--|--------------|------|---|------|--|--|--|--|---|---|---|
|  | 203-10LED3012-12-BK    | 10W LED, BLACK, SPOT OPTIC               | 080083632312 | 1.2  | 1 | 400  |  |  |  |  | • | • | ★ |
|  | 203-10LED3012-12-BZ    | 10W LED, BRONZE, SPOT OPTIC              | 080083632329 | 1.2  | 1 | 400  |  |  |  |  | • | • | ★ |
|  | 203-FL-10LED3041-12-BK | 10W LED, BLACK, WIDE OPTIC, FLUSH LENS   | 080083632336 | 1.2  | 1 | 400  |  |  |  |  | • | • | ★ |
|  | 203-FL-10LED3041-12-BZ | 10W LED, BRONZE, WIDE OPTIC, FLUSH LENS  | 080083632343 | 1.2  | 1 | 400  |  |  |  |  | • | • | ★ |
| <b>Low Voltage - 203</b>   |                        |  |              |      |   |      |  |  |  |  |   |   |   |
|  | 203-50MR16-12-BK       | 50W MR16 SIDE STEM, BLACK                | 783363038421 | 1.2  | 1 | 400  |  |  |  |  | • | • | ★ |
|  | 203-50MR16-12-BZ       | 50W MR16 SIDE STEM, BRONZE               | 783363038445 | 1.15 | 1 | 400  |  |  |  |  | • | • | ★ |
|  | 203-50MR16-12-CS       | 50W MR16 SIDE STEM, CITY SILVER          | 783363038452 | 1.1  | 1 | 400  |  |  |  |  | • | • | ★ |
|  | 203-50MR16-12-VE       | 50W MR16 SIDE STEM, VERDE                | 783363038476 | 1.2  | 1 | 1728 |  |  |  |  | • | • | ★ |
|  | 203-50MR16-12-WT       | 50W MR16 SIDE STEM, WHITE                | 783363038469 | 1.15 | 1 | 1728 |  |  |  |  | • | • | ★ |
|  | 203-CRS-50MR16-12-BZ   | 50W MR16 CENTER REAR SWIVEL STEM, BRONZE | 783363041797 | 1.3  | 1 | 108  |  |  |  |  | • | • | ★ |
|  | 203-FL-50MR16-12-BZ    | 50W MR16 SIDE STEM FLUSH LENS, BRONZE    | 662400743415 | 1.08 | 1 | 240  |  |  |  |  | • | • | ★ |


### Cambria - 204

| <b>Low Voltage - 204</b>   |                  |                            |              |     |   |      |  |  |  |  |   |   |   |
|--|------------------|----------------------------|--------------|-----|---|------|--|--|--|--|---|---|---|
|  | 204-75MR16-12-BK | 75W MR16 SIDE STEM, BLACK  | 783363038865 | 1.4 | 1 | 1728 |  |  |  |  | • | • | ★ |
|  | 204-75MR16-12-BZ | 75W MR16 SIDE STEM, BRONZE | 783363039305 | 1.4 | 1 | 280  |  |  |  |  | • | • | ★ |


### Sanibel - 301

| <b>Line Voltage - 301 LED</b>   |                      |                            |              |   |   |   |  |  |  |  |   |   |   |
|---|----------------------|----------------------------|--------------|---|---|---|--|--|--|--|---|---|---|
|  | 301-10LED3012-120-BK | 10W LED, BLACK, SPOT OPTIC | 080083632350 | 4 | 1 | 1 |  |  |  |  | • | • | ★ |
|   | 301-10LED3041-120-BK | 10W LED, BLACK, WIDE OPTIC | 080083632763 | 4 | 1 | 1 |  |  |  |  | • | • | ★ |

### Cambria - 355







| <b>Line Voltage - 355</b>  |                   |                                |              |   |   |     |  |  |  |  |   |   |   |
|--|-------------------|--------------------------------|--------------|---|---|-----|--|--|--|--|---|---|---|
|  | 355-50MR16-120-BK | 50W MR16 COMPOSITE BODY, BLACK | 783363148540 | 2 | 1 | 100 |  |  |  |  | • | • | ★ |

### Carmel - 403

| <b>Low Voltage - 403</b>   |                |                        |              |      |   |     |  |  |  |  |   |   |   |
|--|----------------|------------------------|--------------|------|---|-----|--|--|--|--|---|---|---|
|  | 403-50T4-12-BZ | 50W T4 HALOGEN, BRONZE | 783363041667 | 1.75 | 1 | 175 |  |  |  |  | • | • | ★ |

### Coronado - 806

| <b>Line Voltage - 806</b>  |                    |                             |              |      |   |     |  |  |  |  |   |   |   |
|--|--------------------|-----------------------------|--------------|------|---|-----|--|--|--|--|---|---|---|
|  | 806-50PAR20-120-BK | 50W PAR20, SIDE STEM, BLACK | 662400743934 | 1.6  | 1 | 52  |  |  |  |  | • | • | ★ |
|  | 806-50PAR20-120-BZ | 50W PAR20 SIDE STEM, BRONZE | 783363040134 | 1.65 | 1 | 320 |  |  |  |  | • | • | ★ |







| CATALOG NUMBER   | DESCRIPTION  | UPC CODE     | WEIGHT | CASE PALLET |     | NJ | IL | TX | CA | GA |
|--|--|--------------|--------|-------------|-----|----|----|----|----|----|
|  |  |              |        | QTY         | QTY |    |    |    |    |    |
| <b>Inground</b>  |  |              |        |             |     |    |    |    |    |    |
| <b>Monaco - 6000A-BB</b>   |  |              |        |             |     |    |    |    |    |    |
|    | <b>Metal Halide, HPS, CFL - 6000A-BB</b>   |              |        |             |     |    |    |    |    |    |
| 6000A-BB   | BACKBOX FOR MONACO 6000A, BLACK  | 623961123177 | 10     | 1           | 18  |    |    |    | •  | ★  |
| <b>Boca - 613</b>  |  |              |        |             |     |    |    |    |    |    |
|    | <b>Low Voltage - 613</b>   |              |        |             |     |    |    |    |    |    |
| 613-50MR16-12-BK   | 50W MR16, 4.5" DIAMETER OPEN APERTURE 22 DEGREE TILT 360 DEGREE ROTATE, BLACK          | 662400742845 | 3.1    | 1           | 300 |    |    |    | •  | ★  |
| 613-50MR16-12-NBR  | 50W MR16, 4.5" DIAMETER OPEN APERTURE 22 DEGREE TILT 360 DEGREE ROTATE, NATURAL BRASS  | 783363038957 | 3.75   | 1           | 84  |    |    |    | •  | ★  |
| <b>Boca - 615</b>  |  |              |        |             |     |    |    |    |    |    |
|    | <b>Low Voltage - 615</b>   |              |        |             |     |    |    |    |    |    |
| 615-50MR16-12-NBR  | 50W MR16, 6" DIAMETER SLOTTED APERTURE 35 DEGREE TILT 360 DEGREE ROTATE, NATURAL BRASS | 783363039374 | 5.6    | 1           | 144 |    |    |    | •  | ★  |
| <b>Boca - 630</b>  |  |              |        |             |     |    |    |    |    |    |
|    | <b>Low Voltage - 630</b>   |              |        |             |     |    |    |    |    |    |
| 630-50MR16-12-BK   | 50W MR16, 3.5" DIAMETER OPEN APERTURE, BLACK   | 783363039329 | 1.6    | 1           | 50  |    |    |    | •  | ★  |
| <b>Pathway</b>   |  |              |        |             |     |    |    |    |    |    |
| <b>Maui - 1502</b>   |  |              |        |             |     |    |    |    |    |    |
|  | <b>Low Voltage - 1502</b>  |              |        |             |     |    |    |    |    |    |
| 1502-INC18-12-BK   | 18W S8 INCANDESCENT, BLACK   | 783363039411 | 2      | 1           | 120 |    |    |    | •  | ★  |
| 1502-INC18-12-BZ   | 18W S8 INCANDESCENT, BRONZE  | 622697348359 | 1.65   | 1           | 200 |    |    |    | •  | ★  |
| <b>Cambria - 206</b>   |  |              |        |             |     |    |    |    |    |    |
|  | <b>Low Voltage - 206</b>   |              |        |             |     |    |    |    |    |    |
| 206-50MR16-12-BK   | 50W MR16, 13.375" SIDE STEM, BLACK   | 783363038988 | 1.7    | 1           | 390 |    |    |    | •  | ★  |
| 206-50MR16-12-BZ   | 50W MR16, 13.375" SIDE STEM, BRONZE  | 662400743439 | 1.8    | 1           | 195 |    |    |    | •  | ★  |

★ Indicates ARRA Eligible Product, **Off The Shelf** Indicates Off the Shelf Product, **E** Indicates EISA Compliant Pulse Start Products

| CATALOG NUMBER   | DESCRIPTION  | UPC CODE     | WEIGHT | CASE QTY | PALLET QTY | NJ | IL | TX | CA | GA  |
|--|--|--------------|--------|----------|------------|----|----|----|----|-----|
| <b>Step</b>  |  |              |        |          |            |    |    |    |    |     |
| <b>Zuma - 1201</b>   |  |              |        |          |            |    |    |    |    |     |
|    | <b>Low Voltage - 1201</b>                          |              |        |          |            |    |    |    |    |     |
| 1201-LA-35T4-12-BK   | 35W T4 HALOGEN LOUVERED ALUMINUM FACEPLATE, BLACK  | 662400741947 | 1.4    | 1        | 200        |    |    |    | •  | • ★ |
| 1201-LA-35T4-12-BZ   | 35W T4 HALOGEN LOUVERED ALUMINUM FACEPLATE, BRONZE | 783363039602 | 1.4    | 1        | 396        |    |    |    | •  | • ★ |
| <b>Zuma - 1203</b>   |  |              |        |          |            |    |    |    |    |     |
|    | <b>Low Voltage - 1203</b>                          |              |        |          |            |    |    |    |    |     |
| 1203-INC13-12-BZ   | 13W T5 INCANDESCENT EYELID FACEPLATE, BRONZE       | 662400761105 | 0.6    | 1        | 200        |    |    |    | •  | • ★ |
| 1203-INC13-12-WT   | 13W T5 INCANDESCENT EYELID FACEPLATE, WHITE        | 662400743927 | 0.6    | 1        | 40         |    |    |    | •  | • ★ |
| <b>Zuma - 1211</b>   |  |              |        |          |            |    |    |    |    |     |
|    | <b>Compact Fluorescent - 1211</b>                  |              |        |          |            |    |    |    |    |     |
| 1211-LP-CF9-120-BK   | 9W TT LOUVERED POLYCARBONATE FACEPLATE, BLACK      | 783363038490 | 1.4    | 1        | 400        |    |    |    | •  | • ★ |
| 1211-LP-CF9-120-WT   | 9W TT LOUVERED POLYCARBONATE FACEPLATE, WHITE      | 783363038483 | 1.6    | 1        | 288        |    |    |    | •  | • ★ |
| <b>Underwater</b>  |  |              |        |          |            |    |    |    |    |     |
| <b>Atlantis - 1407</b>   |  |              |        |          |            |    |    |    |    |     |
|   | <b>Low Voltage - 1407</b>                          |              |        |          |            |    |    |    |    |     |
| 1407-75MR16-12-NBZ   | 75W MR16, NATURAL BRONZE                           | 622697307103 | 6.4    | 1        | 125        |    |    |    | •  | • ★ |
|  | <b>Low Voltage - 1407 LED, 15' cord</b>            |              |        |          |            |    |    |    |    |     |
| 1407-10LED5741-12-NBZ  | 10W LED, NATURAL BRONZE                            | 080083632305 | 6.4    | 1        | 125        |    |    |    | •  | • ★ |
| <b>Wall</b>  |  |              |        |          |            |    |    |    |    |     |
| <b>Westwood - 903</b>  |  |              |        |          |            |    |    |    |    |     |
|  | <b>Low Voltage - 903 dual head</b>                 |              |        |          |            |    |    |    |    |     |
| 903-2-50MR16-120/12-BZ   | 50W MR16 DUAL HEAD INTEGRAL TRANSFORMER, BRONZE    | 783363045313 | 5.35   | 1        | 112        |    |    |    | •  | • ★ |
|  | <b>Low Voltage - 903</b>                           |              |        |          |            |    |    |    |    |     |
| 903-50MR16-120/12-BZ   | 50W MR16 SINGLE HEAD INTEGRAL TRANSFORMER, BRONZE  | 783363044798 | 1.9    | 1        | 60         |    |    |    | •  | • ★ |
| <b>Westwood - 912</b>  |  |              |        |          |            |    |    |    |    |     |
|  | <b>Line Voltage - 912</b>                          |              |        |          |            |    |    |    |    |     |
| 912-2-50PAR20-120-BZ   | 50W PAR20 DUAL HEAD, BRONZE                        | 783363087474 | 3.2    | 1        | 180        |    |    |    | •  | • ★ |
| 912-50PAR20-120-BK   | 50W PAR20, BLACK                                   | 662400753667 | 1      | 1        | 200        |    |    |    | •  | • ★ |

★ Indicates ARRA Eligible Product,   **Off The Shelf**   **E** Indicates EISA Compliant Pulse Start Products



| CATALOG NUMBER   | DESCRIPTION | UPC CODE  | WEIGHT       | CASE QTY | PALLET QTY | NJ    | IL | TX | CA | GA    |
|--|-------------|---|--------------|----------|------------|-------|----|----|----|-------|
| <b>Accessories</b>   |             |   |              |          |            |       |    |    |    |       |
| <b>Lenses, Louvers &amp; Filters</b>   |             |   |              |          |            |       |    |    |    |       |
|    | DIF         | DIFFUSED LENS FOR PAR20 LAMPS   | 662400756798 | 0.06     | 50         | 7500  |    |    |    | • • ★ |
|  | DIF-20      | DIFFUSED LENS FOR MR16 LAMPS  | 783363047560 | 0.07     | 1          | 2000  |    |    |    | • • ★ |
|  | LSL         | LINEAR SPREAD LENS FOR MR16 FIXTURES                                    | 662401101856 | 0.05     | 20         | 2160  |    |    |    | • • ★ |
|  | LVR         | HEX CELL LOUVER FOR MR16 FIXTURES                                       | 662400740308 | 0.02     | 1          | 10500 |    |    |    | • • ★ |
|  | LVR-1       | HEX CELL LOUVER FOR MR11 FIXTURES                                       | 662400741381 | 0.001    | 1          | 6000  |    |    |    | • • ★ |
|  | LVR-20      | HEX CELL LOUVER FOR PAR20 FIXTURES                                      | 662400740759 | 0.02     | 150        | 600   |    |    |    | • • ★ |
|  | OSL         | OVERALL SPREAD LENS FOR MR16 FIXTURES                                   | 662400741404 | 0.09     | 1          | 800   |    |    |    | • • ★ |
| <b>Ground Mounting</b>   |             |   |              |          |            |       |    |    |    |       |
|    | GS01        | GROUND SPIKE ACCEPTS 1/2" NPS HUBS                                      | 662400743590 | 0.29     | 1          | 2000  |    |    |    | • • ★ |
|  | GS03 BK     | GROUND SPIKE FOR LOW VOLTAGE FIXTURES ACCEPTS 1/2" NPS HUBS, BLACK      | 783363039008 | 0.54     | 1          | 100   |    |    |    | • • ★ |
|  | GS03 BZ     | GROUND SPIKE FOR LOW VOLTAGE FIXTURES ACCEPTS 1/2" NPS HUBS, BRONZE     | 783363038841 | 0.57     | 1          | 1000  |    |    |    | • • ★ |
|  | GS05        | GROUND SPIKE HEIGHT ADJUSTABLE POLYCARBONATE, BLACK                     | 662400740537 | 0.6      | 1          | 600   |    |    |    | • • ★ |
|  | GS08        | GROUND SPIKE W/ SIDE OR BOTTOM WIRE WAY ABS                             | 783363038735 | 0.28     | 1          | 500   |    |    |    | • • ★ |
| <b>Optical Accessories</b>   |             |   |              |          |            |       |    |    |    |       |
|    | FH 203 BK   | GLARE SHIELD FOR 203 FIXTURE, BLACK                                     | 783363038797 | 0.29     | 1          | 1536  |    |    |    | • • ★ |
|  | FH 203 BZ   | GLARE SHIELD FOR 203 FIXTURE, BRONZE                                    | 783363038704 | 0.27     | 1          | 1440  |    |    |    | • • ★ |
|  | FH 203 WT   | GLARE SHIELD FOR 203 FIXTURE, WHITE                                     | 783363044767 | 0.2      | 1          | 1536  |    |    |    | • • ★ |
| <b>Surface, Wall &amp; Tree Mounting</b>   |             |   |              |          |            |       |    |    |    |       |
|   | FS1 BK      | RECTANGULAR WALL PLATE/BOX COVER SINGLE MOUNT FOR USE WITH MB1, BLACK   | 783363039534 | 0.2      | 1          | 1536  |    |    |    | • • ★ |
|  | FS1 BZ      | RECTANGULAR WALL PLATE/BOX COVER SINGLE MOUNT FOR USE WITH MB1, BRONZE  | 783363078960 | 0.2      | 66         | 3300  |    |    |    | • • ★ |
|  | RS1 BK      | ROUND WALL PLATE/BOX COVER SINGLE MOUNT FOR USE WITH MBR1, BLACK        | 783363039282 | 0.68     | 1          | 200   |    |    |    | • • ★ |
|  | RS1 BZ      | ROUND WALL PLATE/BOX COVER SINGLE MOUNT FOR USE WITH MBR1, BRONZE       | 783363040028 | 0.3      | 1          | 5000  |    |    |    | • • ★ |
|  | TM01 BK     | ROUND MOUNT SURFACE/TREE, BLACK   | 783363038810 | 0.2      | 1          | 2000  |    |    |    | • • ★ |
|  | TM01 BZ     | ROUND MOUNT SURFACE/TREE, BRONZE  | 662400743583 | 0.2      | 1          | 2000  |    |    |    | • • ★ |
|  | TM01 WT     | ROUND MOUNT SURFACE/TREE, WHITE   | 662400743644 | 0.2      | 1          | 200   |    |    |    | • • ★ |
|  | TM04 BZ     | EXPANDING TREE STRAP FOR ONE FIXTURE, BRONZE                            | 662400743576 | 1        | 1          | 500   |    |    |    | • • ★ |
|  | TM05 BK     | RECTANGULAR MOUNT SURFACE/TREE, BLACK                                   | 783363039312 | 0.25     | 1          | 1000  |    |    |    | • • ★ |
|  | TM05 BZ     | RECTANGULAR MOUNT SURFACE/TREE, BRONZE                                  | 783363038858 | 0.3      | 20         | 2100  |    |    |    | • • ★ |
|  | TM05 WT     | RECTANGULAR MOUNT SURFACE/TREE, WHITE                                   | 783363041834 | 1        | 1          | 1     |    |    |    | • • ★ |
| <b>Transformers</b>  |             |   |              |          |            |       |    |    |    |       |
|  | T50-120     | 50VA LOW VOLTAGE TRANSFORMER WET LISTED, 120 TO 12V                     | 622696499656 | 6        | 1          | 200   |    |    |    | • • ★ |
|  | T60-120     | SOLID STATE ELECTRONIC TRANSFORMER 120 TO 12V, 75VA                     | 783363039190 | 0.3      | 1          | 1000  |    |    |    | • • ★ |
|  | T300-120    | 300VA LOW VOLTAGE TRANSFORMER WET LISTED, POOL & SPA LISTED, 120 TO 12V | 622696499687 | 12.3     | 1          | 50    |    |    |    | • • ★ |
| <b>Pour Cover - Monaco</b>   |             |   |              |          |            |       |    |    |    |       |
|  | 6000-CP     | CONCRETE POUR COVER FOR MONACO 6000                                     | 623961125218 | 2        | 1          | 800   |    |    |    | • • ★ |

★ Indicates ARRA Eligible Product, ✓ Indicates Off the Shelf Product, E Indicates EISA Compliant Pulse Start Products

Please reference the Cooper Lighting Stock Guide Terms and Conditions page. Pictures are a representation of product categories and may not illustrate the exact skus listed. Product information is subject to change without notice. Consult factory representative for additional information and inventory details. Visit [www.cooperlighting.com](http://www.cooperlighting.com) for more product information.

CATALOG  
NUMBER

DESCRIPTION

UPC CODE    WEIGHT    CASE QTY    PALLET QTY    NJ    IL    TX    CA    GA

# McGraw-Edison

## Floodlight Impact Flood



### Small - Pulse Start Metal Halide

|        |   |              |    |   |    |  |  |  |  |  |   |   |
|--------|---|--------------|----|---|----|--|--|--|--|--|---|---|
| MPMS70 | 70W MP MULTI-TAP KNUCKLE W/LAMP BRONZE  | 623961978227 | 15 | 1 | 36 |  |  |  |  |  | • | ✓ |
| MPMS10 | 100W MP MULTI-TAP KNUCKLE W/LAMP BRONZE | 623961978234 | 15 | 1 | 63 |  |  |  |  |  | • | ✓ |
| MPMS15 | 150W MP MULTI-TAP KNUCKLE W/LAMP BRONZE | 623961757501 | 15 | 1 | 36 |  |  |  |  |  | • | ✓ |



### Medium - Pulse Start Metal Halide

|        |                                 |              |    |   |    |  |  |  |  |  |   |     |
|--------|---------------------------------|--------------|----|---|----|--|--|--|--|--|---|-----|
| MPMM25 | 250W MP MULTI-TAP W/LAMP BRONZE | 623961757433 | 25 | 1 | 12 |  |  |  |  |  | • | E ✓ |
| MPMM40 | 400W MP MULTI-TAP W/LAMP BRONZE | 623961762901 | 48 | 1 | 12 |  |  |  |  |  | • | E ✓ |

### Accessory (For Additional Accessories see HID Accessories)

|          |  |              |     |   |    |  |  |  |  |  |   |   |
|----------|--|--------------|-----|---|----|--|--|--|--|--|---|---|
| MS/4V-BZ | 4 SIDED SHIELD BRONZE IMPACT SMALL FLOOD | 623961400032 | 1.8 | 1 | 48 |  |  |  |  |  | • | ✓ |
| MM/BD-BZ | BARN DOORS BRONZE IMPACT MEDIUM FLOOD    | 623961400124 | 4   | 1 | 48 |  |  |  |  |  | • | ✓ |
| MS/BD-BZ | BARN DOORS BRONZE IMPACT SMALL FLOOD     | 623961400063 | 5   | 1 | 72 |  |  |  |  |  | • | ✓ |
| MS/WG    | WIRE GUARD IMPACT SMALL FLOOD            | 623961503498 | 1   | 1 | 48 |  |  |  |  |  | • | ✓ |

## Wall Mount Impact



### Trapezoid - Pulse Start Metal Halide

|        |                                 |              |    |   |    |  |  |  |  |  |   |   |
|--------|---------------------------------|--------------|----|---|----|--|--|--|--|--|---|---|
| MPIT10 | 100W MP MULTI-TAP W/LAMP BRONZE | 623961932236 | 17 | 1 | 40 |  |  |  |  |  | • | ✓ |
| MPIT15 | 150W MP MULTI-TAP W/LAMP BRONZE | 623961904714 | 19 | 1 | 40 |  |  |  |  |  | • | ✓ |



### Cylinder - Pulse Start Metal Halide

|        |                                 |              |       |   |    |  |  |  |  |  |   |   |
|--------|---------------------------------|--------------|-------|---|----|--|--|--|--|--|---|---|
| MPIC10 | 100W MP MULTI-TAP W/LAMP BRONZE | 623961932298 | 18.34 | 1 | 40 |  |  |  |  |  | • | ✓ |
| MPIC15 | 150W MP MULTI-TAP W/LAMP BRONZE | 623961904936 | 19    | 1 | 32 |  |  |  |  |  | • | ✓ |








### Wedge - Pulse Start Metal Halide









|        |                                 |              |      |   |    |  |  |  |  |  |   |  |
|--------|---------------------------------|--------------|------|---|----|--|--|--|--|--|---|--|
| MPIW10 | 100W MP MULTI-TAP W/LAMP BRONZE | 623961932250 | 16.9 | 1 | 32 |  |  |  |  |  | • |  |
|--------|---------------------------------|--------------|------|---|----|--|--|--|--|--|---|--|





| CATALOG NUMBER   | DESCRIPTION              | UPC CODE   | WEIGHT       | CASE QTY | PALLET QTY | NJ  | IL | TX | CA | GA  |
|--|--------------------------|--|--------------|----------|------------|-----|----|----|----|-----|
| <b>Medical</b>   |                          |  |              |          |            |     |    |    |    |     |
| <b>Wall</b>  |                          |  |              |          |            |     |    |    |    |     |
|    | <b>MCL</b>               |  |              |          |            |     |    |    |    |     |
|  | MCL-A-120-W              | NIGHTLIGHT / CHARTLIGHT, 120V, WHITE                 | 080083631513 | 0.375    | 1          | 200 |    |    |    | • ★ |
|  | MCL-A-120-W-PHC          | NIGHTLIGHT/CHARTLIGHT WITH PHOTOCELL, 120V, WHITE    | 080083631520 | 0.375    | 32         | 960 |    |    |    | • ★ |
| <b>MHN</b>   |                          |  |              |          |            |     |    |    |    |     |
|  | MHN-UNV-BN               | NIGHTLIGHT, HORIZONTAL LOUVER, UNV, BRUSHED NICKEL   | 080083631452 | 0.375    | 1          | 200 |    |    |    | • ★ |
|  | MHN-UNV-W                | NIGHTLIGHT, HORIZONTAL LOUVER, UNV, WHITE            | 080083631469 | 0.375    | 1          | 200 |    |    |    | • ★ |
| <b>MLN</b>   |                          |  |              |          |            |     |    |    |    |     |
|    | MLN-UNV-BN               | NIGHTLIGHT, VERTICAL LOUVER, UNV, BRUSHED NICKEL     | 080083631476 | 0.375    | 1          | 200 |    |    |    | • ★ |
|  | MLN-UNV-W                | NIGHTLIGHT, VERTICAL LOUVER, UNV, WHITE              | 080083631483 | 0.375    | 1          | 200 |    |    |    | • ★ |
| <b>MSN</b>   |                          |  |              |          |            |     |    |    |    |     |
|    | MSN-UNV-BN               | NIGHTLIGHT, SCOOP, UNV, BRUSHED NICKEL               | 080083631490 | 0.375    | 1          | 200 |    |    |    | • ★ |
|  | MSN-UNV-W                | NIGHTLIGHT, SCOOP, UNV, WHITE                        | 080083631506 | 0.375    | 32         | 960 |    |    |    | • ★ |
| <b>Undercabinet</b>  |                          |  |              |          |            |     |    |    |    |     |
| <b>MAS</b>   |                          |  |              |          |            |     |    |    |    |     |
|   | MAS-32-UNV-IK12-EB81     | UNDERCABINET, 32W T8 LAMP                            | 080083589616 | 8.2      | 1          | 60  |    |    |    | • ★ |
|  | MAS-32-120-IK12-EB81-RSW | UNDERCABINET, 32W T8 LAMP, WITH ROCKER SWITCH        | 080083589623 | 8.2      | 1          | 60  |    |    |    | • ★ |
| <b>Food Processing</b>   |                          |  |              |          |            |     |    |    |    |     |
| <b>HP Hose Down Fixture</b>  |                          |  |              |          |            |     |    |    |    |     |
| <b>HDF</b>   |                          |  |              |          |            |     |    |    |    |     |
|  | HDF-232-UNV-EB81         | HIGH PRESSURE HOSE DOWN FIXTURE, 4', TWO 32W T8 LAMP | 080083589630 | 15.36    | 1          | 28  |    |    |    | • ★ |
| <b>Accessories</b>   |                          |  |              |          |            |     |    |    |    |     |
|  | SMB                      | SURFACE MOUNT BRACKET ACCESSORY                      | 662400521310 | 24       | 1          | 1   |    |    |    | • ★ |





| CATALOG NUMBER   | DESCRIPTION   | UPC CODE   | WEIGHT   | CASE QTY                               | PALLET QTY                  | NJ                                     | IL | TX | CA | GA                         |
|--|---|--|--|--|-----------------------------|--|----|----|----|----------------------------|
| <b>Splitter</b>  |   |  |  |  |                             |  |    |    |    |                            |
|    | <b>120V</b><br>12SP12/4G  | 120V 3-HOTS, NEUTRAL AND GROUND  | 622697383213   | 1.2                                    | 36                          | 864                                    | •  |    |    | •                          |
|    | <b>277V</b><br>27SP12/4G  | 277V 3-HOTS, NEUTRAL AND GROUND  | 622697383220   | 0.9                                    | 36                          | 864                                    | •  |    |    | •                          |
| <b>Fixture Cables</b>  |   |  |  |  |                             |  |    |    |    |                            |
|    | <b>120V</b><br>12FC12/2G09<br>12FC12/2G13<br>12FC12/3G09<br>12FC12/3G13                               | 120V 1-HOT, NEUTRAL AND GROUND, 9' LENGTH<br>120V 1-HOT, NEUTRAL AND GROUND, 13' LENGTH<br>120V 2-HOTS, NEUTRAL AND GROUND, 9' LENGTH<br>120V 2-HOTS, NEUTRAL AND GROUND, 13' LENGTH   | 622697362300<br>622697362478<br>622697363055<br>622697363260                                 | 5.1<br>5.2<br>3.2<br>5.2               | 9<br>6<br>9<br>6            | 162<br>108<br>162<br>108               |    |    |    | •<br>•<br>•<br>•           |
|    | <b>277V</b><br>27FC12/2G09<br>27FC12/2G13<br>27FC12/3G09<br>27FC12/3G11<br>27FC12/3G13<br>27FC12/4G13 | 277V 1-HOT, NEUTRAL AND GROUND, 9' LENGTH<br>277V 1-HOT, NEUTRAL AND GROUND, 13' LENGTH<br>277V 2-HOTS, NEUTRAL AND GROUND, 9' LENGTH<br>277V 2-HOTS, NEUTRAL AND GROUND, 11' LENGTH<br>277V 2-HOTS, NEUTRAL AND GROUND, 13' LENGTH<br>277V 3-HOTS, NEUTRAL AND GROUND, 13' LENGTH | 622697362638<br>622697362706<br>622697363772<br>622697363826<br>622697363840<br>622697367718 | 3.6<br>5.2<br>2.8<br>4.4<br>3.8<br>5.2 | 9<br>6<br>10<br>7<br>6<br>6 | 162<br>108<br>180<br>126<br>108<br>108 |    |    |    | •<br>•<br>•<br>•<br>•<br>• |
| <b>Fixture Fitting</b>   |   |  |  |  |                             |  |    |    |    |                            |
|  | <b>120V</b><br>12FF12/4G  | 120V 3-HOTS, NEUTRAL AND GROUND  | 622697395445   | 0.9                                    | 32                          | 864                                    | •  |    |    | •                          |
|  | <b>277V</b><br>27FF12/4G  | 277V 2-HOTS, NEUTRAL AND GROUND  | 622697395483   | 0.9                                    | 32                          | 864                                    | •  |    |    | •                          |
| <b>T Cable Drop</b>  |   |  |  |  |                             |  |    |    |    |                            |
|  | <b>277V</b><br>27TC12/4G01  | 277V 3-HOTS, NEUTRAL AND GROUND, 1' LENGTH   | 622697410421   | 0.4                                    | 30                          | 810                                    |    |    |    | •                          |
| <b>Drop SO Cord</b>  |   |  |  |  |                             |  |    |    |    |                            |
|  | <b>277V</b><br>27DS16/2G06<br>27DS16/4G06<br>27DS16/4G11  | 277V 1-HOT, NEUTRAL AND GROUND, 6' LENGTH<br>277V 3-HOTS, NEUTRAL AND GROUND, 6' LENGTH<br>277V 3-HOTS, NEUTRAL AND GROUND, 11' LENGTH   | 622697394158<br>080083605507<br>080083603909   | 1<br>1.7<br>1.7                        | 30<br>30<br>15              | 540<br>540<br>360                      |    |    |    | •<br>•<br>•                |

★ Indicates ARRA Eligible Product,   **Off The Shelf** Indicates Off the Shelf Product,   **E** Indicates EISA Compliant Pulse Start Products

Please reference the Cooper Lighting Stock Guide Terms and Conditions page. Pictures are a representation of product categories and may not illustrate the exact skus listed. Product information is subject to change without notice. Consult factory representative for additional information and inventory details. Visit [www.cooperlighting.com](http://www.cooperlighting.com) for more product information.



| CATALOG NUMBER   | DESCRIPTION | UPC CODE                                    | WEIGHT       | CASE |     | PALLET |    |    |    |    |   |
|--|-------------|---|--------------|------|-----|--------|----|----|----|----|---|
|  |             |   |              | QTY  | QTY | NJ     | IL | TX | CA | GA |   |
| <b>T SO Cord</b>   |             |   |              |      |     |        |    |    |    |    |   |
| <b>120V</b>  |             |   |              |      |     |        |    |    |    |    |   |
|  | 12TS12/4G06 | 120V 3-HOTS, NEUTRAL AND GROUND, 6' LENGTH  | 080083605484 | 0.6  | 20  | 720    |    | •  |    |    | • |
| <b>277V</b>  |             |   |              |      |     |        |    |    |    |    |   |
|  | 27TS12/2G06 | 277V 1-HOT, NEUTRAL AND GROUND, 6' LENGTH   | 622697406639 | 1.2  | 40  | 720    |    |    |    |    | • |
|  | 27TS12/4G06 | 277V 3-HOTS, NEUTRAL AND GROUND, 6' LENGTH  | 623961423598 | 0.6  | 20  | 720    |    | •  |    |    | • |
|  | 27TS12/4G11 | 277V 3-HOTS, NEUTRAL AND GROUND, 11' LENGTH | 080083605491 | 0.6  | 15  | 540    |    |    |    |    | • |

CATALOG  
NUMBER

DESCRIPTION

UPC CODE   WEIGHT   CASE QTY   PALLET QTY   NJ   IL   TX   CA   GA

## HID Accessories

### HID Accessories

#### Industrial

|                       |  |              |       |   |     |  |  |  |  |  |  |  |  |  |  |  |  |  |  |   |
|-----------------------|--|--------------|-------|---|-----|--|--|--|--|--|--|--|--|--|--|--|--|--|--|---|
| ILMLAA5A              | ACRYLIC TYPE 5 LENS, VERTIMARK II                | 662400116523 | 4     | 1 | 24  |  |  |  |  |  |  |  |  |  |  |  |  |  |  | ★ |
| MPKT-250-CWA-MT       | 250 MP CWA MULTI-TAP REPLACEMENT BALLAST KIT     | 623961756399 | 10.05 | 1 | 60  |  |  |  |  |  |  |  |  |  |  |  |  |  |  | ★ |
| HPKT-150-REC-NPF-120V | 150 HPS REACTOR NPF 120V REPLACEMENT BALLAST KIT | 622696652587 | 4     | 1 | 450 |  |  |  |  |  |  |  |  |  |  |  |  |  |  | ★ |
| HPKT-400-CWA-MT       | 400 HPS CWA MULTI-TAP REPLACEMENT BALLAST KIT    | 622696652679 | 20    | 1 | 125 |  |  |  |  |  |  |  |  |  |  |  |  |  |  | ★ |

#### Industrial Component Accessory

|          |  |              |   |    |      |  |  |  |  |  |  |  |  |  |  |  |  |  |  |   |
|----------|--|--------------|---|----|------|--|--|--|--|--|--|--|--|--|--|--|--|--|--|---|
| PC3-120V | 3 FOOT CORD WITH NEMA 120V L5-15P PLUG | 622696655595 | 1 | 10 | 960  |  |  |  |  |  |  |  |  |  |  |  |  |  |  | ★ |
| PC3-277V | 3 FOOT CORD WITH NEMA 277V L7-15P PLUG | 662401550029 | 1 | 16 | 1536 |  |  |  |  |  |  |  |  |  |  |  |  |  |  | ★ |

#### Lumark

|                  |  |              |      |    |      |  |  |  |  |  |  |  |  |  |  |  |  |  |  |   |
|------------------|--|--------------|------|----|------|--|--|--|--|--|--|--|--|--|--|--|--|--|--|---|
| OA/RA1013        | SHORTING CAP FOR NEMA TWISTLOCK PHOTOCONTROL RECEPTACLE, FLOODLIGHTS ACCESSORY       | 662400116974 | 0.14 | 1  | 1000 |  |  |  |  |  |  |  |  |  |  |  |  |  |  | ★ |
| PB120V           | BUTTON PHOTOCONTROL 120V FIELD INSTALLABLE, WARRIOR, WALLY, Z-PAK, WAL-PAK, WAL-LITE | 662400121206 | 1.06 | 6  | 1080 |  |  |  |  |  |  |  |  |  |  |  |  |  |  | ★ |
| PB277V BUTTON PC | BUTTON PHOTOCONTROL 277V FIELD INSTALLABLE, WARRIOR, WALLY, Z-PAK, WAL-PAK, WAL-LITE | 662400124283 | 0.6  | 10 | 320  |  |  |  |  |  |  |  |  |  |  |  |  |  |  | ★ |

#### McGraw Edison

|         |   |              |     |     |      |  |  |  |  |  |  |  |  |  |  |  |  |  |  |   |
|---------|---|--------------|-----|-----|------|--|--|--|--|--|--|--|--|--|--|--|--|--|--|---|
| OA1090  | ADJUSTABLE SLIPFITTER FOR 2 3/8" OD VERTICAL TENON                          | 662400117322 | 4.4 | 1   | 126  |  |  |  |  |  |  |  |  |  |  |  |  |  |  | ★ |
| LU9Y003 | ANCHOR BOLT, BOLLARD  | 623961813962 | 0.8 | 500 | 2000 |  |  |  |  |  |  |  |  |  |  |  |  |  |  | ★ |
| FA63BZ  | SINGLE PARAPET MOUNTING BRACKET 3" OD TENON, STEEL POLE BRACKETS / ADAPTERS | 662400115908 | 2   | 1   | 315  |  |  |  |  |  |  |  |  |  |  |  |  |  |  | ★ |

#### Lumark and McGraw Edison

##### Lumark Floodlight and McGraw Edison Galleria Square

|           |                                   |              |     |     |      |  |  |  |  |  |  |  |  |  |  |  |  |  |  |   |
|-----------|-----------------------------------|--------------|-----|-----|------|--|--|--|--|--|--|--|--|--|--|--|--|--|--|---|
| OA/RA1016 | NEMA TWISTLOCK PHOTOCELL 105-285V | 662400117001 | 0.2 | 100 | 1800 |  |  |  |  |  |  |  |  |  |  |  |  |  |  | ★ |
|-----------|-----------------------------------|--------------|-----|-----|------|--|--|--|--|--|--|--|--|--|--|--|--|--|--|---|

##### Lumark Floodlight and McGraw Edison Pole Bracket / Adapters

|           |   |              |      |    |      |  |  |  |  |  |  |  |  |  |  |  |  |  |  |   |
|-----------|---|--------------|------|----|------|--|--|--|--|--|--|--|--|--|--|--|--|--|--|---|
| TASQ-4-2  | 2 3/8" OD VERTICAL REMOVABLE TENON FOR 4" SQUARE STRAIGHT STEEL POLE BRONZE | 662401692699 | 7.2  | 1  | 200  |  |  |  |  |  |  |  |  |  |  |  |  |  |  | ★ |
| 101-A22   | TWO AT 180 DEGREE BULLHORN FOR 2 3/8" OD VERTICAL TENON BRONZE              | 662401675739 | 22   | 1  | 20   |  |  |  |  |  |  |  |  |  |  |  |  |  |  | ★ |
| 101-A23   | TWO AT 180 DEGREE BULLHORN FOR 3 1/2" OD VERTICAL TENON BRONZE              | 662400673446 | 27.6 | 1  | 24   |  |  |  |  |  |  |  |  |  |  |  |  |  |  | ★ |
| OA/RA1027 | NEMA TWISTLOCK PHOTOCELL 480V   | 662400117018 | 0.2  | 50 | 1000 |  |  |  |  |  |  |  |  |  |  |  |  |  |  | ★ |
| RABBZ     | RIGHT ANGLE BRACKET WALL MOUNT 8" BRONZE                                    | 662401691739 | 10   | 1  | 96   |  |  |  |  |  |  |  |  |  |  |  |  |  |  | ★ |
| SAB       | SIDE ANGLE BRACKET WALL MOUNT GALVANIZED                                    | 662400121107 | 10.2 | 1  | 72   |  |  |  |  |  |  |  |  |  |  |  |  |  |  | ★ |
| SAB-BZ    | SIDE ANGLE BRACKET WALL MOUNT BRONZE  | 662400971702 | 10   | 2  | 60   |  |  |  |  |  |  |  |  |  |  |  |  |  |  | ★ |

#### HID Lamps

★ Indicates ARRA Eligible Product, Indicates Off the Shelf Product, **E** Indicates EISA Compliant Pulse Start Products

Please reference the Cooper Lighting Stock Guide Terms and Conditions page. Pictures are a representation of product categories and may not illustrate the exact skus listed. Product information is subject to change without notice. Consult factory representative for additional information and inventory details. Visit [www.cooperlighting.com](http://www.cooperlighting.com) for more product information.

| CATALOG NUMBER   | DESCRIPTION   | UPC CODE     | WEIGHT | CASE |       | PALLET |    |    |    |    |
|------------------|---|--------------|--------|------|-------|--------|----|----|----|----|
|                  |   |              |        | QTY  | QTY   | NJ     | IL | TX | CA | GA |
| S50VA-250FG      | 250W HPS CLEAR MOGUL BASE LAMP                                      | 662400118947 | 0.35   | 12   | 1080  |        |    |    |    | •  |
| S51WA-400FG      | 400W HPS CLEAR MOGUL BASE LAMP                                      | 662400118954 | 0.4    | 12   | 960   |        |    |    | •  | •  |
| S52XB-1000FG     | 1000W HPS CLEAR MOGUL BASE LAMP                                     | 662400118961 | 1      | 6    | 144   |        |    |    |    | •  |
| S54SB-100FG      | 100W HPS CLEAR MOGUL BASE LAMP                                      | 662400617273 | 0.4    | 12   | 1200  |        |    |    |    | •  |
| S54SG-100FG      | 100W HPS CLEAR MEDIUM BASE LAMP                                     | 662400118985 | 1      | 12   | 576   |        |    |    |    | •  |
| S55SC-150FG      | 150W HPS CLEAR MOGUL BASE LAMP 55V                                  | 662400118992 | 0.2    | 12   | 960   |        |    |    |    | •  |
| S62LG-70FG       | 70W HPS CLEAR MEDIUM BASE LAMP                                      | 662400119005 | 0.16   | 12   | 324   |        |    |    |    | •  |
| S62ME-70FG       | 70W HPS CLEAR MOGUL BASE LAMP                                       | 662400119012 | 3      | 12   | 720   |        |    |    |    | •  |
| MPI400W/BU       | 150W MP PULSE START METAL HALIDE LAMP CLEAR                         | 080083502448 | 1      | 6    | 216   |        |    |    |    | •  |
| MS250/U/PSFG     | 250W MP PULSE START METAL HALIDE UNV BURN CLEAR MOGUL BASE LAMP E28 | 080083551385 | 0.16   | 6    | 2016  |        |    |    |    | •  |
| M400/PS/U/BT28FG | 400W MP PULSE START METAL HALIDE UNV BURN CLEAR MOGUL BASE LAMP E28 | 080083528875 | 1      | 6    | 384   |        |    |    |    | •  |
| M400/PS/UFG      | 400W MP PULSE START METAL HALIDE UNV BURN CLEAR MOGUL BASE LAMP E37 | 080083528868 | 1      | 6    | 288   |        |    |    |    | •  |
| M58PG-250FG      | 250W MH PROBE START UNIV BURN CLEAR MOGUL BASE LAMP                 | 662400116950 | 0.4    | 12   | 600   |        |    |    | •  | •  |
| M59PK-400/UFG    | 400W MH PROBE START UNIV BURN COATED MOGUL BASE LAMP                | 662400493150 | 0.8    | 6    | 288   |        |    |    |    | •  |
| MP1000/BU        | 1000W MH PROBE START BASE UP CLEAR MOGUL BASE LAMP OR               | 623961095757 | 2      | 6    | 48    |        |    |    |    | •  |
| M47PA-1000/UFG   | 1000W MH PROBE START UNIV BURN BT56 CLEAR MOGUL BASE LAMP           | 662400116929 | 1.4    | 6    | 108   |        |    | •  | •  | •  |
| MH1000/U/BT37FG  | 1000W MH PROBE START UNIV BURN REDUCED ENVELOPE CLEAR LAMP          | 662401185962 | 1.1    | 6    | 108   |        | •  |    |    |    |
| 250Q/CL/DCFG     | DC BAYONET 250W 120V QUARTZ CLEAR LAMP                              | 662400688235 | 0.05   | 12   | 11232 |        |    |    | •  | •  |
| MH150/U/MEDFG    | 150W MEDIUM BASE METAL HALIDE LAMP CLEAR                            | 622696719341 | 0.16   | 6    | 2016  |        |    |    |    | •  |
| MH150UMED        | 150W MEDIUM BASE METAL HALIDE LAMP CLEAR                            | 080083551361 | 0.5    | 16   | 2560  |        |    |    |    | •  |

**Accessories**  
**Lamp**

|          |                       |              |      |   |      |  |  |  |   |  |
|----------|-----------------------|--------------|------|---|------|--|--|--|---|--|
| BP86100Q | 100W BI-PIN HALO BULB | 044427300046 | 0.06 | 6 | 2400 |  |  |  | • |  |
|----------|-----------------------|--------------|------|---|------|--|--|--|---|--|

**Poles**

|         |   |              |      |   |     |  |  |  |   |   |
|---------|---|--------------|------|---|-----|--|--|--|---|---|
| 101-J33 | STEEL BRACKET FOR FLOODLIGHTS; 3 ARM ON 180 DEGREE SEPARATION | 662401675944 | 38.8 | 1 | 200 |  |  |  | • | ★ |
|---------|---|--------------|------|---|-----|--|--|--|---|---|

| CATALOG NUMBER | DESCRIPTION | UPC CODE | WEIGHT | CASE |     | PALLET |    |    |    |    |
|----------------|-------------|----------|--------|------|-----|--------|----|----|----|----|
|                |             |          |        | QTY  | QTY | NJ     | IL | TX | CA | GA |

# Poles

## Poles

### Steel Poles

#### Accessories

|       |   |              |      |     |       |   |   |   |   |   |   |   |   |
|-------|---|--------------|------|-----|-------|---|---|---|---|---|---|---|---|
| AB1GF | 3/4" X 25" ANCHOR BOLT W/2 NUTS, 2 FLAT WASHERS, FULLY GALVANIZED | 080083587544 | 3.15 | 4   | 200   |   |   |   |   |   | • |   | ★ |
| AB3   | 1" X 36" ANCHOR BOLT W/2 NUTS, 2 FLAT WASHERS                     | 662400115038 | 7.1  | 4   | 100   | • | • | • | • | • |   |   | ★ |
| AB3GF | 1" X 36" ANCHOR BOLT W/2 NUTS, 2 FLAT WASHERS, FULLY GALVANIZED   | 080083587537 | 7.1  | 4   | 100   |   |   |   |   |   | • |   | ★ |
| TMP2  | ANCHOR BOLT TEMPLATE 12 1/2" SSS 4-BOLT CIRCLE 1" ANCHOR BOLTS    | 662400119159 | 0.6  | 500 | 9000  |   |   |   |   |   |   | • | ★ |
| TMP4  | ANCHOR BOLT TEMPLATE 11" RTS 4-BOLT CIRCLE 3/4" ANCHOR BOLTS      | 662400124917 | 0.1  | 1   | 10000 |   |   |   |   |   |   | • | ★ |
| TMP5  | ANCHOR BOLT TEMPLATE 12 1/2" RTS 4-BOLT CIRCLE 1" ANCHOR BOLTS    | 662400124245 | 1    | 300 | 10800 |   |   |   |   |   |   | • | ★ |



#### 4"

|             |  |              |     |   |   |   |   |   |   |  |  |  |   |
|-------------|--|--------------|-----|---|---|---|---|---|---|--|--|--|---|
| SSS4A15SFM4 | 4" SQUARE STRAIGHT STEEL X .120 X 15' M4 DRILL BRONZE INCLUDES HARDWARE KIT, MUST BE ORDERED WITH AB1 AND TMP1 | 623961350139 | 130 | 1 | 1 | • | • | • | • |  |  |  | ★ |
| SSS4A20SFM4 | 4" SQUARE STRAIGHT STEEL X .120 X 20' M4 DRILL BRONZE INCLUDES HARDWARE KIT, MUST BE ORDERED WITH AB1 AND TMP1 | 622697005276 | 173 | 1 | 1 | • | • | • | • |  |  |  | ★ |
| SSS4A25SFM4 | 4" SQUARE STRAIGHT STEEL X .120 X 25' M4 DRILL BRONZE INCLUDES HARDWARE KIT, MUST BE ORDERED WITH AB1 AND TMP1 | 662401143467 | 216 | 1 | 1 | • | • | • | • |  |  |  | ★ |



#### 5"

|             |  |              |     |   |   |   |   |   |   |  |  |  |   |
|-------------|--|--------------|-----|---|---|---|---|---|---|--|--|--|---|
| SSS5A25SFM4 | 5" SQUARE STRAIGHT STEEL X .120 X 25' M4 DRILL BRONZE INCLUDES HARDWARE KIT, MUST BE ORDERED WITH AB1 AND TMP1 | 080083509041 | 248 | 1 | 1 |   | • |   |   |  |  |  | ★ |
| SSS5A30SFM4 | 5" SQUARE STRAIGHT STEEL X .120 X 30' M4 DRILL BRONZE INCLUDES HARDWARE KIT, MUST BE ORDERED WITH AB1 AND TMP1 | 622697006877 | 259 | 1 | 1 | • | • | • | • |  |  |  | ★ |

# ARRA

*Cooper Lighting is uniquely positioned to help customers take advantage of the vast opportunities brought forth by the passing of the American Recovery and Reinvestment Act (ARRA)*



## **The American Recovery and Reinvestment Act**

*On February 17, 2009 Congress passed the final version of the financial stimulus legislation "American Recovery and Reinvestment Act," also called ARRA. ARRA contains a strong "Buy American" provision to ensure the support of domestic companies and domestic workers.*

### *Elements of the Act*

- Revive the renewable energy industry and provide the capital over the next three years to eventually double domestic renewable energy capacity.
- Enact the largest increase in funding of our nation's roads, bridges, and mass transit systems since the creation of the national highway system in the 1950s.
- Invest \$4.5B on Energy Delivery and Reliability, and \$16.8B on Energy Efficiency.

***We have added an additional column to the Cooper Lighting stock guide so that you will be able to easily identify products in our inventory that meet ARRA requirements.***

### **Look for the ★**

*This guide only represents a small portion of the products Cooper Lighting has to offer. If you have any questions or need additional information on these or other products that are to be used on ARRA Stimulus, or government projects please contact one of our customer service experts and they will give you detailed information to ensure the product qualifies for the specific project.*

*ARRA identified items in this guide are for informational purposes only and represent products that Cooper has initially determined to be eligible under the Buy American provision (section 1605) of the American Recovery and Reinvestment Act (ARRA) for federally-funded ARRA projects. Cooper Lighting will provide an appropriate certification upon request after reviewing eligibility requirements and funding sources of a specific project.*

*As noted in this guide, the products were produced in the United States, in a Free Trade Agreement (FTA) country, a Least Developed Country (LDC), or in a World Trade Agreement Government Procurements Agreement (WTO GPA) country. If produced in an FTA country, LDC, or WTO GPA country, Cooper Lighting understands that the project must meet the applicable contract thresholds in order for the goods to be eligible for ARRA funding. Cooper Lighting has not sought nor has it received any waiver of the ARRA Buy American provision.*

*This guide does not provide country of origin or certification that any listed products satisfy the requirements of any applicable free trade agreements.*

***Remember, The Buy American Indicator ★ is for Stock Guide items ONLY. For all other products, please contact your Customer Service Representative.***



*For additional information on ARRA and Stimulus visit [www.cooperindustries.com/stimulusrecovery/index.cfm](http://www.cooperindustries.com/stimulusrecovery/index.cfm)*

# Cooper Lighting, L.L.C.

## Terms and Conditions

### 1. Applicable Terms and Conditions

(a) These terms and conditions of sale establish the rights, obligations, and remedies of Buyer and Seller that apply to any order issued by Buyer for the purchase of Seller's products and/or services ("Products"). No additional or different terms or conditions, whether contained in Buyer's purchase order form or in any other document or communication pertaining to Buyer's order, will be binding on Seller unless accepted in writing by an authorized representative of Seller. Seller expressly objects to and rejects any additional or different terms and conditions, which shall be ineffective.

(b) If Seller's order acknowledgement, invoice, other document, or electronic transmittal including or attaching these terms and conditions is found to be an acceptance of an offer, acceptance is expressly made conditional upon Buyer's assent solely to these terms and conditions, and acceptance of any part of Products delivered by Seller shall be deemed to constitute such assent by Buyer. If the order acknowledgement, invoice, other document, or electronic transmittal including or attaching these terms and conditions constitutes an offer, Buyer's acceptance of the offer is hereby limited to the terms of the offer.

### 2. Price, Payment Terms, and Title

(a) All prices represent those in effect at the time of quotation and are subject to change without notice. Unless prices are bid or quoted as "firm," Seller reserves the right to invoice at prices in effect at the date of shipment, regardless of any prior bid and whether notice was received by Buyer. Prices are stated in United States dollars unless otherwise indicated, are exclusive of shipping, handling, shipping insurance, duties, and sales, use, excise or similar taxes. Export packaging or any other special handling requested by Buyer will be at Buyer's expense. A service charge of \$25 will be assessed for any order less than \$100.

(b) Buyer acknowledges that the pricing of the Products has been set based on the agreed allocation of risks contained in these terms and conditions. If, notwithstanding the provisions of these terms and conditions, a court of competent jurisdiction determines that Buyer's terms and conditions apply to an order, then Seller shall have the right to either (i) modify the prices (including retroactively) according to the additional level of risk and responsibility that Buyer's terms and conditions require Seller to undertake; or (ii) cancel the order any time after such a determination without liability for the termination other than for the Products already delivered on these terms and conditions.

(c) Unless different credit terms have been extended to Buyer in writing by Seller, payment terms are net 30 days after delivery or date of invoice, whichever first occurs, in the currency invoiced. Seller reserves the right to modify or withdraw credit terms at any time without notice. If Buyer fails to fulfill the terms of payment, Seller may defer further shipments to Buyer or, at its option, cancel the unshipped portions of Buyer's orders. Buyer agrees to pay interest on all past due invoices at the lesser of 18% per annum, compounded monthly, or the highest contractual rate allowable under the law.

(d) Until full payment of all obligations of the Buyer for an order, Seller reserves the title (but not the risk of loss) to all Products furnished under that order. If the Buyer defaults in payment or performance or becomes subject to insolvency, receivership or bankruptcy proceedings or makes an assignment for the benefit of creditors, or without the consent of Seller voluntarily or involuntarily sells, transfers, leases or permits any lien or attachment on the Products, Seller may treat all amounts then or thereafter owing by Buyer to be immediately due and payable and Seller at its election may repossess Products for which Buyer has not paid in full. In the event of repossession of Products under this section, Buyer agrees that Seller may enter the premises where the Products may be located and remove them without notice and without being liable to Buyer for such repossession. Buyer will not set off invoiced amounts or any portion thereof against sums that are due or may become due from Seller, its parents, affiliates, or subsidiaries. Buyer grants Seller a security interest in all Products for which title has passed (including all after-acquired Products) that Seller sells Buyer and all proceeds of Products (including but not limited to all products in which Products are incorporated and any funds and products that Buyer receives in exchange for Products). Buyer consents to Seller's execution of any documents to evidence and perfect this security interest, and agrees to execute the same if requested by Seller.

### 3. Delivery and Risk of Loss

(a) Unless otherwise agreed in writing, all deliveries of Products will be EXW (Incoterms 2000) Seller's facility. Products will be packed in Seller's standard commercial shipping packages. Charges for shipping may not reflect net transportation costs paid by Seller. Buyer shall reimburse Seller for all costs of storage and handling incurred by Seller after the date that Seller is prepared to make shipment.

(b) Delivery and shipping dates are approximate and represent Seller's best estimate of the time required to make delivery or shipment. Time is not of the essence with respect to the transactions covered by these terms and conditions, except with respect to Buyer's obligation to make all related payments. Seller's obligations under these terms and conditions will be dependent upon Seller's ability to obtain necessary raw materials and components. Seller shall have the right to make partial deliveries and to ship up to forty (40) days in advance of shipping date.

### 4. Acceptance

Acceptance shall occur, if not before, when Buyer fails to reject within ten (10) days after delivery of the Products. Buyer may rightfully reject only when a reasonable inspection shows that the Products fail to conform substantially to the specifications for the Products. Buyer waives any right to revoke acceptance. Buyer's remedies for any nonconformity detected after acceptance are limited to those expressly provided in these terms and conditions for breach of warranty.

### 5. Limited Warranty

(a) Seller warrants to each original Buyer of Products that Products are, at the time of delivery to the Buyer, in good working order and conform to Seller's official published specifications, provided that no warranty is made with respect to any Products, ballasts, lamps, component parts, or accessories manufactured by others but supplied by Seller.

(b) Seller's obligation under this warranty for any Product proved not to be as warranted within the applicable warranty period is limited to, at its option, replacing the Product, refunding the purchase price of the Product, or using reasonable efforts to repair the Product during normal business hours at any authorized service facility of Seller. All costs of transportation of any Product claimed not to be as warranted and of any repaired or replacement Product to or from such service facility shall be borne by Buyer.

(c) Seller may require the return of any Product claimed not to be as warranted to one of its facilities as designated by Seller, transportation prepaid by Buyer, to establish a claim under this warranty. The cost of labor for removing a Product and for installing a repaired or replacement Product shall be borne by Buyer. Replacement parts provided under the terms of this warranty are warranted for the remainder of the warranty period of the Products in which they are installed to the same extent as if such parts were original components. Warranty services provided under these terms and conditions do not assure uninterrupted operations of Products; Seller shall not be liable for damages caused by any delays involving warranty service.

(d) The warranty period for Products is twelve (12) months from the date of shipment unless otherwise agreed by Seller in writing.

(e) EXCEPT FOR THE EXPRESS WARRANTY SET FORTH ABOVE, SELLER PROVIDES PRODUCTS AS-IS AND MAKES NO OTHER REPRESENTATIONS OR WARRANTIES, EXPRESS OR IMPLIED, STATUTORY OR OTHERWISE, REGARDING THE PRODUCTS, THEIR FITNESS FOR ANY PARTICULAR PURPOSE, THEIR MERCHANTABILITY, THEIR QUALITY, THEIR NONINFRINGEMENT, OR OTHERWISE. IN NO EVENT SHALL SELLER BE LIABLE FOR THE COST OF PROCUREMENT OR INSTALLATION OF SUBSTITUTE GOODS. THIS WARRANTY SPECIFICALLY EXCLUDES POLE FAILURE RESULTING FROM A THIRD-PARTY ACT OR OMISSION, MISUSE, UNANTICIPATED USE, FATIGUE, FAILURE, OR SIMILAR PHENOMENA RESULTING FROM INDUCED VIBRATION, HARMONIC OSCILLATION, OR RESONANCE FROM AIR CURRENT MOVEMENT AROUND THE PRODUCT. THIS WARRANTY SPECIFICALLY EXCLUDES POLES INSTALLED WITHOUT THE LUMINAIRES OR WITH UNAPPROVED DEVICES SUCH AS BANNERS, PENNANTS, CAMERAS, OR SIGNS, FOR WHICH THE POLE WAS NOT DESIGNED. USE OF SUCH ACCESSORIES MAY RESULT IN INJURY, DEATH OR PROPERTY DAMAGE. THIS WARRANTY SPECIFICALLY EXCLUDES POLES USING PRE-EXISTING ANCHORAGES, ANCHOR BOLTS, OR BOLT ADAPTERS NOT SUPPLIED BY COOPER LIGHTING. IT ALSO EXCLUDES ISSUES RELATED TO FOUNDATION OR SOIL CONDITIONS AT THE INSTALLATION SITE.

### 6. LIMITATION OF LIABILITY

IN NO EVENT WILL SELLER BE LIABLE FOR ANY SPECIAL DAMAGES, CONSEQUENTIAL DAMAGES, INDIRECT DAMAGES, INCIDENTAL DAMAGES, STATUTORY DAMAGES, EXEMPLARY OR PUNITIVE DAMAGES, LOSS OF PROFITS, LOSS OF REVENUE, LIQUIDATED DAMAGES, OR LOSS OF USE, EVEN IF INFORMED OF THE POSSIBILITY OF SUCH DAMAGES. SELLER'S LIABILITY FOR DAMAGES ARISING OUT OF OR RELATED TO A PRODUCT SHALL IN NO CASE EXCEED THE PURCHASE PRICE OF THE PRODUCT FROM WHICH THE CLAIM ARISES. TO THE EXTENT PERMITTED BY APPLICABLE LAW, THESE LIMITATIONS AND EXCLUSIONS WILL APPLY WHETHER SELLER'S LIABILITY ARISES OR RESULTS FROM BREACH OF CONTRACT, BREACH OF WARRANTY, TORT (INCLUDING BUT NOT LIMITED TO NEGLIGENCE, GROSS NEGLIGENCE, MALICE, OR INTENTIONAL CONDUCT), STRICT LIABILITY, BY OPERATION OF LAW, OR OTHERWISE.

### 7. Cancellation and Return of Products

Orders shall not be subject to cancellation or modification either in whole or in part without Seller's written consent and then only with terms that will reimburse Seller for all applicable costs incurred by virtue of the sale, including costs of purchased materials, engineering costs and a reasonable allowance for profit. Seller's written consent must be given in advance of Buyer's return of Products for credit. Seller reserves the right to cancel any sale of Products without liability to Buyer (except for refund of monies already paid), if the manufacture or sale of the goods is or becomes technically or economically impractical.

### 8. Force Majeure

Seller shall not be liable for any failure to perform or delay in performing its obligations resulting directly or indirectly from or contributed to by any acts of God, acts of Buyer or those under Buyer's control, acts of government or other civil or military authorities, priorities, strikes, or other labor disputes, fires, accidents, floods, epidemics, war, riot, embargoes, delays in transportation, lack of or inability to obtain raw materials, components, labor, fuel or supplies, or other circumstances beyond Seller's reasonable control ("Force Majeure Event"). If Seller elects, the time for performance shall be extended by a period of time equal to the time lost because of any delays caused by reasons of a Force Majeure Event. Should Seller be prevented from completing Buyer's order or any part thereof because of any Force Majeure Event, then Buyer agrees promptly upon request and upon receipt of invoice therefor, to pay Seller for any Product or Products then completed.

### 9. Work Product

"Work Product" shall include, without limitation, all designs, discoveries, creations, works, devices, masks, models, work in progress, service deliverables, inventions, products, special tooling, computer programs, procedures, improvements, developments, drawings, notes, documents, business processes, information and materials made, conceived or developed by Seller alone or with others that result from or relate to the Products. All Work Product shall at all times be and remain the sole and exclusive property of Seller. Buyer hereby agrees to irrevocably assign and transfer to Seller and does hereby assign and transfer to Seller all of its worldwide right, title and interest in and to the Work Product including all associated intellectual property rights. Buyer hereby waives any and all moral and other rights in any Work Product or any other intellectual property created, developed or acquired in respect of the Products. Seller will have the sole right to determine the treatment of any Work Product, including the right to keep it as trade secret, execute and file patent applications on it, to use and disclose it without prior patent application, to file registrations for copyright or trademark in its own name or to follow any other procedure that Seller deems appropriate. All tools and equipment supplied by Buyer to Seller shall remain the sole property of Seller.

### 10. Confidentiality

(a) Buyer may acquire knowledge of Seller Confidential Information (as defined below) in connection with Products and/or its performance hereunder and agrees to keep Seller Confidential Information in confidence during and following termination or expiration of this Agreement. "Seller Confidential Information" includes but is not limited to all information, whether written or oral, in any form, including, without limitation, information relating to the research, development, products, methods of manufacture, trade secrets, business plans, customers, vendors, finances, personnel data, Work Product, and other material or information considered proprietary by Seller relating to the current or anticipated business or affairs of Seller that is disclosed directly or indirectly to Buyer. In addition, Seller Confidential Information means any third party's proprietary or confidential information disclosed to Buyer in the course of providing Products to Buyer.

(b) Buyer agrees not to copy, alter or directly or indirectly disclose any Seller Confidential Information. Additionally, Buyer agrees to limit its internal distribution of Seller Confidential Information to Buyer's employees who have a need to know, and to take steps to ensure that the dissemination is so limited. In no event will Buyer use less than the degree of care and means that it uses to protect its own information of like kind, but in any event not less than reasonable care to prevent the unauthorized use of Seller Confidential Information. Buyer may disclose Seller Confidential Information that is required to be disclosed pursuant to a requirement of a government agency or law but only after Buyer provides prompt notice to Seller of such requirement and gives Seller the opportunity to challenge or limit the scope of the disclosure.

(c) Buyer further agrees not to use Seller Confidential Information except in the course of performing hereunder and will not use such Seller Confidential Information for its own benefit or for the benefit of any third party. All Seller Confidential Information is and shall remain the property of Seller. Upon Seller's written request, Buyer shall return, transfer or assign to Seller all Seller Confidential Information, including all Work Product, and all copies containing Seller Confidential Information.

### 11. Patent Indemnity

In the event any Product is made in accordance with drawings, samples or manufacturing specifications designated by Buyer, Buyer agrees to indemnify, defend and hold Seller harmless from any and all damages, costs and expenses (including attorney's fees) relating to any claim arising from or relating to the design, distribution, manufacture, marketing, sale, or use of the Product or arising from or relating to a claim that such Product furnished to Buyer by Seller, or the use thereof, infringes any claim of any patent, foreign or domestic, and Buyer agrees at its own expense to undertake the defense of any suit against Seller brought upon such claim or claims.

### 12. Changes in Product Design or Manufacture

Seller shall have the right to change, discontinue or modify the design and construction of any of its products and to substitute material equal to or superior to that originally specified.

### 13. Software License

Software, if included with a Product, is hereby licensed and not sold. The license is nonexclusive, and is limited to use with the Product with which it is included. No other use is permitted and Seller retains for itself (or, if applicable, its suppliers) all title and ownership to any software delivered hereunder, all of which contains confidential and proprietary information and which ownership includes without limitation all rights in patents, copyrights, trademarks and trade secrets. Buyer shall not attempt any sale, transfer, sublicense, reverse compilation or disassembly (save to the extent expressly permitted by law) or redistribution of the software. Buyer shall not copy, disclose or display any such software, or otherwise make it available to others.

### 14. Compliance with Laws

Buyer shall comply with all laws and regulations applicable to Products, including but not limited to all applicable import and export laws and regulations. Buyer and Buyer's Agent shall provide all information requested by Seller relating to Seller's voluntary or mandatory compliance with any law or regulation, and Buyer shall indemnify Seller for any losses incurred by Seller arising from Buyer's or Buyer's Agent's failure to provide the information requested by Seller.

### 15. Waiver

No waiver of any provision of these terms and conditions (or any right or default hereunder) shall be effective unless in writing and signed by an authorized representative Seller. Any such waiver shall be effective only for the instance given, and shall not operate as a waiver with respect to any other rights or obligations under these terms and conditions or applicable law in connection with any other instances or circumstances.

### 16. Language

The parties have expressly required that these terms and conditions be prepared in the English language. *Les parties ont présentes ont expressément exigé que les présents termes et les bons de commandes émis aux termes des présentes soient rédigés en langue Anglaise.*

### 17. Choice of Law and Dispute Resolution

Except as set forth below, these terms and conditions shall be governed by and construed in accordance with the laws of the State of Texas, without reference to its choice of law rules. If both Seller and Buyer are incorporated under the laws of Canada or a province of Canada, these terms and conditions shall be governed by and construed in accordance with the laws of the Province of Ontario and the federal laws of Canada. If Buyer is incorporated in the United States, any claim or litigation arising out of or relating to Products shall be brought exclusively in a court of competent jurisdiction in Harris County, Texas. If Buyer is incorporated outside of the United States, any dispute will be resolved by arbitration in Houston, Texas, by three arbitrators and under the International Chamber of Commerce Rules of Arbitration. The language of the arbitration will be English. In all cases, Buyer and Seller expressly exclude from application the United Nations Convention on Contracts for the International Sale of Goods.

### 18. Assignment

Buyer may not assign, transfer or subcontract the performance of its services, or any of its rights and/or obligations hereunder, without Seller's prior written consent.

### 19. Severability

If any provision of these terms and conditions is determined to be illegal, invalid, or unenforceable, the validity and enforceability of the remaining provisions of these terms and conditions will not be affected and, in lieu of such illegal, invalid, or unenforceable provision, there will be added, as part of these terms and conditions, one or more provisions as similar in terms as may be legal, valid and enforceable under applicable law.

**Cooper Lighting**

Customer First Center  
1121 Highway 74 South  
Peachtree City, GA 30269  
P: 770-486-4800  
www.cooperlighting.com

**International Sales, USA**

Cooper Lighting, LLC.  
1121 Highway 74 South  
Peachtree City, GA 30269  
P: 770-486-4800  
F: 770-486-4801

**Canada**

Cooper Lighting, LLC.  
5925 McLaughlin Road  
Mississauga, Ontario L5R 1B8  
P: 905-501-3000  
F: 905-501-3172

**The Cooper Lighting Family**

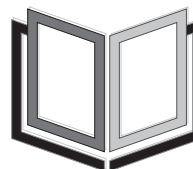
Halo  
Metalux  
Lumark  
Sure-Lites  
Neo-Ray  
Corelite  
Portfolio  
Iris  
Shaper  
IO  
Lumière  
Invue  
McGraw-Edison  
Streetworks  
Fail-Safe  
MWS  
RSA  
Halo Commercial  
Ametrix

**Domestic Facilities**

Cranbury, New Jersey  
Elk Grove Village, Illinois  
Irving, Texas  
Bloomington, California  
Peachtree City, Georgia

**Canadian Facilities**

Calgary, Alberta T2E 7V9  
Mississauga, Ontario L5R 1B8

***Stock Guide***

Halo, All-Pro, Metalux, Lumark, Sure-Lites, Portfolio, PDS, Iris, Lumière, McGraw-Edison, Fail-Safe and MWS are valuable trademarks of Cooper Industries in the United States and other countries. You are not permitted to use the Cooper Trademarks without the prior written consent of Cooper Industries.

**Cooper US, Inc.**  
600 Travis, Ste. 5600  
Houston, TX 77002-1001  
P: 713-209-8400  
www.cooperindustries.com