





GE Residential Products

Full line. Full service. Full value.





[C O N T E N T S]

Full line, full service, full value	1
Q Line circuit breakers	4
Selection tables	6
PowerMark Gold load centers	10
Selection tables	12
Load center accessories	16
Wiring diagrams	18
Dimensions & knockouts	24
Spec-Setter safety switches & air conditioner disconnects	28
Selection tables	29
Accessories	30
Dimensions & knockouts	31
Mini-Mod III & Meter Mod III modular metering	32
Selection tables	34
Dimensions & knockouts	42
Technical information	45
Product index	47
Publications, merchandising & promotions	49

page 1



page 4



page 10




page 28



page 32



page 49





[FULL LINE. FULL SERVICE. FULL VALUE.] GE Residential Products



FULL LINE.

In GE's residential product line, contractors and homeowners find everything they're looking for in electrical distribution products: load centers, circuit breakers, safety switches and air conditioner disconnects, modular metering, and accessories that come in a range of styles, sizes and ratings. Whether the application is a modular or conventional single-family home, multi-family dwelling or light commercial project, GE's got the solution.

1




FULL SERVICE.

Just as GE's products meet your customers' needs, GE's service and support satisfy yours. Arresting and informative packaging and merchandising that steer buyers to what they want. Savvy promotional support that spurs sales. Fill rates and lead times that maximize turns. And the flexibility to adapt to your operation in ways that help you make the most of every square foot you devote to residential products.

FULL VALUE.



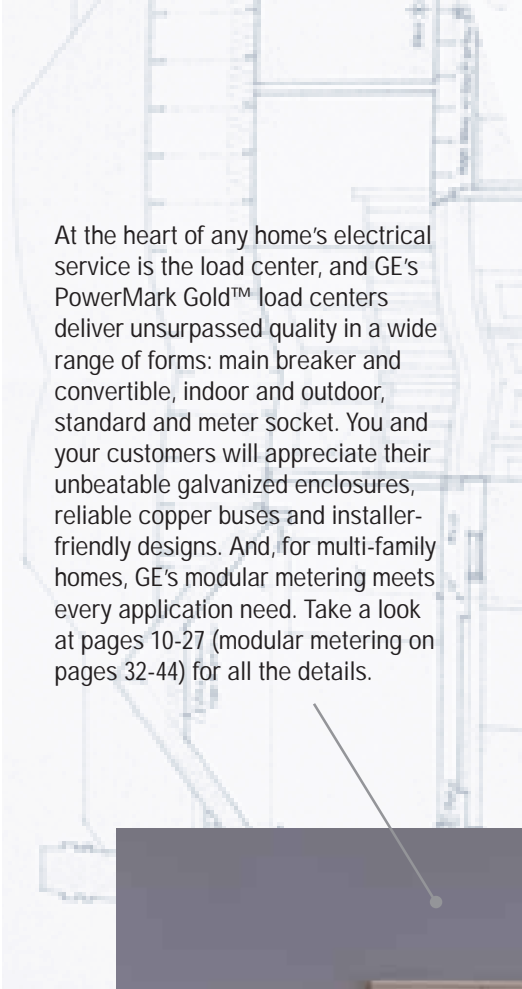
GE is one of the best known, most respected, most trusted brands in the world. For good reason. We build quality into everything we make and everything we do. That means residential products that install quickly and easily — and perform reliably and safely — all backed by responsiveness and service that turn satisfaction into delight. At the heart of our residential products line is GE's corporate-wide Six Sigma quality improvement program. Pursued by all GE businesses, Six Sigma quality translates into increasingly profitable business for you.






[THE HOME TEAM.] GE Residential Products

At the heart of any home's electrical service is the load center, and GE's PowerMark Gold™ load centers deliver unsurpassed quality in a wide range of forms: main breaker and convertible, indoor and outdoor, standard and meter socket. You and your customers will appreciate their unbeatable galvanized enclosures, reliable copper buses and installer-friendly designs. And, for multi-family homes, GE's modular metering meets every application need. Take a look at pages 10-27 (modular metering on pages 32-44) for all the details.



The Q Line family of circuit breakers is long on safety but short on application cost, which is important for contractors and users alike. Along with the standard 1" circuit breaker, the line includes GE's unique 1/2" breaker, which makes the most of available space and dollars, an extended family of special purpose circuit breakers, and the new arc fault circuit interrupter. See them all on pages 4-9.





Spec-Setter™ sets the standard in safety switches. By offering quick, easy, secure installation and wiring. Durable mechanisms and corrosion-resistant enclosures. Clear markings and bright red handles. Look here, too, for air conditioner disconnects that are as easy to live with as they are to install. Read all about it on pages 28-31.

[RELIABILITY AND ECONOMY.] Q Line Circuit Breakers

At 1/2", THQP breakers are half the width of standard breakers, permitting the use of smaller load centers that save money and space in both new construction and service upgrades. They feature the same high-performance design, and meet the same stringent standards, as other Q Line breakers. ▣ Our 1" THQL will remain the breaker of choice for many contractors. In applications where space and cost are not critical, they're an excellent choice. ▣ But when size and money are driving considerations, THQP breakers are the smart choice.

Enclosed circuit breakers make it easy and efficient to install exterior main breakers.



- 1 Copper stabs, tin-plated for corrosion resistance, make the connection reliable and permanent.
- 2 Heat-resistant thermoset cases and covers add stability and structural rigidity.
- 3 Trips are easy to spot because handles trip to the center position.
- 4 The dedicated calibration screw is cemented (not simply papered over) to prevent shifting. The result is stable calibration for optimum trip performance.

Maximum protection against all-too-common electrical fires comes from the new technology built into GE's arc fault circuit interrupters (AFCIs). With its ability to detect and interrupt arcing caused by damaged wire insulation or a frayed extension cord, the AFCI takes home and family protection to a new, higher level.

The NEC requires ground fault protection of receptacles outdoors and in garages, bathrooms and spa areas. These ground fault circuit interrupters eliminate the need for separate GFCI receptacles, protect against short circuits and overloads, and prevent shock by detecting very low levels of current leaks and immediately shutting off power to the circuit.

THQLSURGE surge arresters are easy to install and protect the whole house – computers, fax machines, televisions, stereos, VCRs and other sensitive electronic equipment – from destructive surges.

Special Purpose Circuit Breakers

- PowerMark Gold Main Circuit Breakers
- Arc Fault Circuit Interrupter
- CB3® Ground Fault Circuit Interrupter
- Switching Neutral
- HID Lighting Breaker
- High Magnetic Breaker
- Molded Case Switch
- Surge Arrester
- TQ Breaker

Catalog Number System

For illustrative purposes only.

		T	H	QL	1	1	15		
GE Identification	Interrupting Rating	Type		Poles	Voltage		Ampere Rating	Insert for Specials	
	H = 10kAIC	QL = 1" Plug-in			1 = 120/240Vac			GF = 1 pole GFCI	
	HH = 22kAIC	QP = ½" Plug-In			2 = 240V			GF1 = 2-pole GFCI	
	X = 65kAIC	QB = 1" Bolt-on			Omit for THQP breakers (all 120/240Vac)			AF = AFCI	

Circuit Breaker Selection Guide


Recommendations based on standard conditions. Installation must conform to all local and national codes.

Application					Selection	
Appliance	Average Watts	Volts	Amps	Wire Size	½-inch	1-inch
Air Conditioner Up to 11,000 BTU Up to 23,000 BTU Up to 30,000 BTU	1200	120	20A	2#12	THOP120	THOL1120
	2400	240	20A	3#12	THOP220	THOL2120
	7200	240	30A	3#10	THOP230	THOL2130
Attic Fan Up to ½ HP Up to 1 HP		120	15A	2#14	THOP115	THOL1115
		120	20A	2#12	THOP120	THOL1120
Bathroom or Outdoor Receptacles	1400	120	15A	2#14	—	THOL1115GF
	1900	120	20A	2#12	—	THOL1120GF
Bedroom Receptacles (for maximum safety; required by 2002 NEC)	1400	120	15A	2#14	—	THOL1115AF
	1900	120	20A	2#12	—	THOL1120AF
Branch Circuits (Indoor Receptacles)	1400	120	15A	2#14	THOP115	THOL1115
	1900	120	20A	2#12	THOP120	THOL1120
Clothes Dryer	5000	240	30A	3#10	THOP230	THOL2130
Dishwasher	1800	120	20A	2#12	THOP120	THOL1120
Doorbell Transformer	500	120	15A	2#14	THOP115	THOL1115
Electric Heater	1650	120	20A	2#12	THOP120	THOL1120
Electric Range	10000	240	50A	3#6	THOP250	THOL2150
Electric Welder (240V; over 10' away)		240	50A	3#6	THOP250	THOL2150
Fixed Lighting	1200	120	15A	2#14	THOP115	THOL1115
Garbage Disposal	300	120	20A	2#14	THOP120	THOL1120
Hot Tub or Spa		240	40	2#8	—	THOL2140GF1
		240	50	2#8	—	THOL2150GF1
Hot Water Heater	4500	240	30A	2#10	THOP230	THOL2130
Motors (Single Phase) Up to ½ HP ½ to 1 HP 1 to 1 ½ HP 1 ½ to 3 HP		120	15A	2#14	THOP115	THOL1115
		120	20A	2#12	THOP120	THOL1120
		240	15A	2#14	THOP215	THOL2115
		240	30A	2#10	THOP230	THOL2130
Refrigerator or Freezer	350	120	15A	2#14	THOP115	THOL1115
Sump Pump Up to ½ HP ½ to 1 HP		120	15A	2#14	THOP115	THOL1115
		120	20A	2#12	THOP120	THOL1120
Washing Machine	1200	120	15A	2#14	THOP115	THOL1115
Well Pump Up to ½ HP ½ to 1 HP		120	20A	2#12	THOP120	THOL1120
		240	15A	2#14	THOP215	THOL2115
		120	30A	2#10	THOP130	THOL1130
		240	20A	2#12	THOP220	THOL2120
		240	20A	2#8	THOP240	THOL2140

Special Safety Circuit Protection Products

Included among GE's circuit protection products are several that add the extra measure of safety that is increasingly important to today's new home buyers and remodelers. See page 8 for details.

Safety Need	Safety Solution	Amp Rating
Ground fault protection for circuits supplying power to outdoor, bathroom, kitchen, garage and spa area receptacles.	GFCIs (ground fault circuit interrupters)	15-50
Maximum protection against fires through detection and interruption of arcing caused by damaged wire insulation or extension cords. The 2002 NEC will require this protection in bedroom circuits.	AFCIs (arc fault circuit interrupters)	15-20
Whole house protection of sensitive electronic equipment – computers, fax machines, televisions, stereos, VCRs – from electrical surges.	Surge arrester	NA



[SELECTION TABLES.] Q Line Circuit Breakers

Standard Circuit Breakers

- UL Listed (Molded Case Circuit Breakers No. 489)
- Federal Government Specification Qualified (WC-375B)
- 60°C/75°C Conductor Rating
- Quick-Make, Quick-Break
- Box Type Terminals

Breaker Type	Ampere Rating	Wire Size AWG/kcmil	
		Cu	Al
THQP	15-25	14-8	12-8
	30-50	8-4	8-2
THQL THHQL TXQL	15-30	14-8	12-8
	35-60	8-3	8-2
	70-100	6-1/0	4-1/0
TQDL THQDL	110-125	2-2/0	2-2/0
	125-200	1/0-250	1/0-250

Ampere Rating	10,000AIC			22,000AIC		65,000 AIC
	Type THQP ½" Module	Type THQL 1" Module		Type THHQL 1" Module		Type TXQL 1" Module
	120/240V ac Cat No.	120/240V ac Cat No.	240V ac Cat No.	120/240V ac Cat No.	240V ac Cat No.	120/240V ac Cat No.
Single-pole^①						
15 ^②	THQP115	THQL1115	—	THHQL1115	—	TXQL1115
20 ^②	THQP120	THQL1120	—	THHQL1120	—	TXQL1120
25	THQP125	THQL1125	—	THHQL1125	—	TXQL1125
30	THQP130	THQL1130	—	THHQL1130	—	TXQL1130
35	THQP135	THQL1135	—	THHQL1135	—	—
40	THQP140	THQL1140	—	THHQL1140	—	—
45	THQP145	THQL1145	—	THHQL1145	—	—
50	THQP150	THQL1150	—	THHQL1150	—	—
Std. Pkg.	5 cartons of 20	5 cartons of 10	—	5 cartons of 10	—	5 cartons of 10
Two-pole:^③ Incorporates Internal Common Trip Bar						
15	THQP215	THQL2115	THQL22015	THHQL2115	THHQL22015	TXQL2115
20	THQP220	THQL2120	THQL22020	THHQL2120	THHQL22020	TXQL2120
25	THQP225	THQL2125	THQL22025	THHQL2125	THHQL22025	TXQL2125
30	THQP230	THQL2130	THQL22030	THHQL2130	THHQL22030	TXQL2130
35	THQP235	THQL2135	THQL22035	THHQL2135	THHQL22035	—
40	THQP240	THQL2140	THQL22040	THHQL2140	THHQL22040	—
45	THQP245	THQL2145	THQL22045	THHQL2145	THHQL22045	—
50	THQP250	THQL2150	THQL22050	THHQL2150	THHQL22050	—
60	—	THQL2160	THQL22060	THHQL2160	THHQL22060	—
70	—	THQL2170	THQL22070	THHQL2170	THHQL22070	—
80	—	THQL2180	THQL22080	THHQL2180	THHQL22080	—
90	—	THQL2190	THQL22090	THHQL2190	THHQL22090	—
100	—	THQL21100	THQL22100	THHQL21100	THHQL22100	—
110	—	THQL21110	—	THHQL21110	—	—
125	—	THQL21125	—	THHQL21125	—	—
Std. Pkg.	5 cartons of 10	5 cartons of 5	5 cartons of 5	5 cartons of 5	5 cartons of 5	5 cartons of 5
125	—	TQDL21125 ^④	—	THQDL21125 ^④	—	—
150	—	TQDL21150 ^④	—	THQDL21150 ^④	—	—
175	—	TQDL21175 ^④	—	THQDL21175 ^④	—	—
200	—	TQDL21200 ^④	—	THQDL21200 ^④	—	—
Std. Pkg.	—	10 cartons of 1	—	10 cartons of 1	—	—
Three-pole:^③ Incorporates Internal Common Trip Bar						
15	—	—	THQL32015	—	THHQL32015	TXQL32015
20	—	—	THQL32020	—	THHQL32020	TXQL32020
25	—	—	THQL32025	—	THHQL32025	TXQL32025
30	—	—	THQL32030	—	THHQL32030	TXQL32030
35	—	—	THQL32035	—	THHQL32035	—
40	—	—	THQL32040	—	THHQL32040	—
45	—	—	THQL32045	—	THHQL32045	—
50	—	—	THQL32050	—	THHQL32050	—
60	—	—	THQL32060	—	THHQL32060	—
70	—	—	THQL32070	—	THHQL32070	—
80	—	—	THQL32080	—	THHQL32080	—
90	—	—	THQL32090	—	THHQL32090	—
100	—	—	THQL32100	—	THHQL32100	—
Std. Pkg.	—	—	5 cartons of 3	—	5 cartons of 3	5 cartons of 3

① UL Listed as HACR (heating, air conditioning and refrigeration).

② UL Listed as SWD (switching duty). Suitable for 120 volts ac fluorescent lighting loads.

③ 15-100 Amp UL Listed as HACR (heating, air conditioning and refrigeration).

④ Requires four one-inch spaces.


Special Purpose Circuit Breakers

- 60°C/75°C Conductor Rating
- Quick-Make, Quick-Break
- Multi-pole Breakers Incorporate Internal Common Trip
- Box Type Terminals

PowerMark Gold™ Main Circuit Breakers

- For use with 150A-225A PowerMark Gold load centers
- 22kAIC RMS symmetrical
- Includes mounting base

Main Breaker Rating	Cat. No.	
	Top Feed	Bottom Feed
100A	THQMV100	THQMV100B
125A	THQMV125	THQMV125B
150A	THQMV150	THQMV150B
175A	THQMV175	THQMV175B
200A	THQMV200	THQMV200B
225A	THQMV225	THQMV225B



PowerMark Gold Main Circuit Breaker Kits

- For use with 125A PowerMark Gold load centers
- 22kAIC RMS symmetrical
- Includes mounting base
- For bottom feed, also purchase TRL22B door handle



Main Breaker Rating	Cat. No.	
	Main Breaker Kit	Description
100A	THQMH100CP	THQMH000 kit plus appropriate THHQL breaker
125A	THQMH125CP	Order appropriate THQL ^① or THHQL breakers separately
—	THQMH000	

① 10 kAIC

Main Breaker Retainers

For Main Lug Load Centers Utilizing a Back Fed Branch Breaker as a Main

Load Center	Breaker	Cat. No.	Std. Pkg.
Travel Trailer	THOP	THOPSBK	1
TL (225A max.)	THQL	THQLRK	
	TQDL	TQDLRK	
PowerMark Gold	THQL	THQLRK1	
		THQLRK2 ^①	



① For 6 or 8 circuit load centers.

Residential Circuit Breaker Enclosures

- UL Listed
- Suitable for use as service entrance
- Short circuit ratings equal to the installed breaker
- Steel enclosures



Breaker Type	Max. Amp Rating	Poles	Cat. No.	
			Type 1 Indoor Enclosure ^①	Type 3R Outdoor Enclosure ^②
THQL, THQL-FG, TXQL	100	1, 2, 3	—	TQL100RE ^③
			TQL100F	TQL100R
			TQL100S	
TQD, THOD	225	2	—	TQD225NR ^⑤
			—	TQD150NRE ^⑥
		2, 3	TQD225F	TQD225R
			TQD225S	
THQMV	2	—	THMQMV150NRE ^⑥	
		—	THMQMV200NRE ^⑥	

① F - flush, S - surface, C - combination.
 ② 100-250 amp devices have removable closing caps. Larger amp devices require field cut openings. Order hubs separately (see page 17).
 ③ 100 amp circuit breaker factory installed.
 ④ Thermoplastic enclosure. 10kAIC.
 ⑤ Suitable only for 2-pole breaker.
 ⑥ 150 and 200 amp circuit breaker factory installed.

Sub-feed and Feed-thru Lugs

- UL Listed
- For use in load centers to economically supply power to subpanel
- Includes mounting base

Poles	Ampere Rating	Cat. No.
2	125	THLK2125
3	125	THLK3125
2	150	THLK2150 ^①
2	200	THLK2200 ^①
3	225	THLK3225 ^①



① For use with PowerMark Gold load centers only.

Surge Arrester

- UL Listed (1449)
- Meets ANSI/IEEE Standard C62.11-1987
- Protects all circuits connected to load centers in which it is installed

Response time:	Less than 1 nanosecond
Clamping voltage:	600 volts
Total energy dissipation:	160 joules
Maximum surge current:	20,000 amps
Reaction time:	1 microsecond
Maximum discharge voltage at:	1.5 kA = 344V
	3 kA = 368V
	5 kA = 500V
	10 kA = 560V
	20 kA = 600V

Cat. No.
THOLSURGE



THOLSURGE

Arc Fault Circuit Interrupters

- UL Listed (Molded Case Circuit Breakers No. 489)
- UL Classified for mitigating the effects of arc faults
- 10kAIC RMS symmetrical

Ampere Rating	1-pole, 120/240 Volts ac Cat. No.
15	THQL1115AF
20	THQL1120AF



THQL1115AF

CB3® Ground Fault

- UL Listed (Molded Case Circuit Breakers No. 489 and Ground Fault Circuit Interrupters No. 943)
- Class A (.005 Ampere ground fault trip level)

Ampere Rating	1-pole	2-pole
	120 Volts ac Cat. No.	120/240 Volts ac Cat. No.
10kAIC	15	THQL1115GF THQL2115GF1
	20	THQL1120GF THQL2120GF1
	30	THQL1130GF THQL2130GF1
	40	— THQL2140GF1
	50	— THQL2150GF1
22kAIC	15	THHQ1115GF —
	20	THHQ1120GF —
	30	THHQ1130GF —
	Std. Pkg.	10 cartons of 1 10 cartons of 1



THQL1120GF

Switching Neutral

- UL Listed (Molded Case Circuit Breakers No. 489)
- 10kAIC RMS symmetrical
- Standard one- or two-pole automatic breaker plus one fully-rated, non-automatic pole

Ampere Rating	1-pole plus Switching Neutral	2-pole plus Switching Neutral
	120/240 Volts ac Cat. No.	120/240 Volts ac Cat. No.
15	THQL21WY15	THQL31WY15
20	THQL21WY20	THQL31WY20
25	THQL21WY25	THQL31WY25
30	THQL21WY30	THQL31WY30
Std. Pkg.	5 cartons of 5	5 cartons of 3



THQL21WY20

"HID" Lighting

- UL Listed (Molded Case Circuit Breakers No. 489)
- HID breakers have been designed to handle the current and voltage spikes that result when gaseous discharge lamps, including fluorescent and HID lamps, are switched on and off

	Ampere Rating	1-pole	2-pole
		120/240 Volts ac Cat. No.	120/240 Volts ac Cat. No.
10,000 AIC	15	THQL1115HID [Ⓞ]	THQL2115HID
	20	THQL1120HID [Ⓞ]	THQL2120HID
	30	THQL1130HID	THQL2130HID
22,000 AIC	15	THHQL1115HID [Ⓞ]	THHQL2115HID
	20	THHQL1120HID [Ⓞ]	THHQL2120HID
	30	THHQL1130HID	THHQL2130HID
	Std. Pkg.	5 cartons of 10	5 cartons of 5



[Ⓞ] UL Listed as SWD (switching duty). Suitable for 120 volts ac fluorescent lighting loads.

High Magnetic

- UL Listed (Molded Case Circuit Breakers No. 489)
- 10kAIC RMS symmetrical
- High short-circuit setting suitable for circuits with inherent high-in-rush load currents

Ampere Rating	1-pole
	120 Volts ac Cat. No.
15	THQL1115HM
20	THQL1120HM
25	THQL1125HM
30	THQL1130HM
40	THQL1140HM
50	THQL1150HM
Std. Pkg.	5 cartons of 10



Molded Case Switches

- UL Listed (Molded Case Switches No. 1087)
- Without overload or short circuit protection

Volts ac	Ampere Rating	2-pole Cat. No.	3-pole Cat. No.
	120/240	60	TQL21Y60
100		TQL21Y100	—
240	60	TQL22Y60	TQL32Y60
	100	TQL22Y100	TQL32Y100
	Std. Pkg.	5 cartons of 5	5 cartons of 3



TQ Circuit Breakers

- TQ Circuit Breakers
- $\frac{3}{4}$ "
- 10kAIC RMS symmetrical
- UL Classified
- For use in Square D QO[®] load centers

Ampere Rating	Cat. No.	
	1-pole	2-pole
15	TQ1115	TQ2115
20	TQ1120	TQ2120
30	TQ1130	TQ2130
40	TQ1140	TQ2140
50	TQ1150	TQ2150
60	—	TQ2160
Std. Pkg.	1 carton of 10	1 carton of 5



[HIGHER QUALITY. LOWER INSTALLED COST.] PowerMark Gold™ Load Centers



Packaging features comprehensive selection and application data. Fronts are packed in inner cartons for added protection during shipment and at the job site.

A complete family of meter socket load centers — ring style and ringless, wide and narrow, meter mains, farm panels and more — deliver specialized solutions for special situations.

Main lug load centers offer an economical solution for sub-panels and similar applications. All main lug units 125A and above convert easily to main breaker.

GE's residential load centers reach into commercial applications as well, with riser panels, auxiliary gutters, three-phase units with standard 22kAIC ratings, and all the accessories needed to complete the job.

The PowerMark Gold line includes a wide range of outdoor as well as indoor units.

All PowerMark Gold load centers are designed and built for faster installation and more dependable performance.

- One-piece interior removes and reinstalls easily.
- Full-length neutrals are easier to wire, reducing installation time and cost.
- Minimum 100% neutral terminations.
- Sturdy copper bus and galvanized box increase durability and reliability.
- Combination slotted/Robertson screws speed wiring.
- All holes are rated for 14-4 wire.
- 100% rated split neutral on each side.
- Load centers accept Q Line circuit breakers, including GE's exclusive ½" THQPs.

Accessories & Options

- Door lock & handle
- Equipment ground kits
- Sub-feed & feed-thru lugs
- Front filler plates
- Handle lock & ties
- Hardware kits
- Main breaker retainers
- Neutral kits
- Universal raintight hubs

Catalog Number System

For illustrative purposes only.

		T	M	42	4	20	C	CU	B
GE Identification	Type	Maximum Number of 1" Spaces	Insert for 3-phase, 4-wire Load Centers	Bus Ampere Rating			Enclosure Type	Insert for PowerMark Gold	Insert for Specials
	M = Main Breaker L = Main Lug LM = Convertible PL = Main Lug, Thermoplastic Enclosure	4 - 42		10 = 100A 12 = 125A 15 = 150A 20 = 200A 22 = 225A 40 = 40A 60 = 60A 70 = 70A	C = Combination Flush and Surface, Indoor F = Flush S = Surface R = Outdoor			CU = Copper Bus	G or T = Factory Installed Ground Bar B = Bottom Feed Main Breaker FL = Factory installed Feed-thru Lugs D = Optional door for 6-8 circuit indoor panels. (Doors are standard on all other units.)

Load Center Selection Guide

(For details on these and other load centers, see the selection tables on the following pages.)

Main Breaker Load Centers										
Main Amp Rating	Max. Branch Breaker Rating (Amps)		Maximum Spaces					Cat. No.		
	Cu	Al	1" THQL		½" THQP		Total 1-pole Spaces	Base Cat. No.①	Suffix 1②	Suffix 2③
			1-pole	2-pole	1-pole	2-pole				
60	60	60	4	2	8	4	8	TM860	F,S	CUGEN
			12	6	24	10	24	TM1210	C,R	CU
100	100	100	20	10	—	—	20	TM2010	C,R	CU
			32	16	—	—	32	TM3210	C	CU
			24	12	—	—	24	TM2412	C,R	CU
125	125	125	12	6	24	10	24	TM1212	C,R	CU
			16	8	16	6	24	TM1612	C	CU
			8	4	16	6	16	TM815	R	CUFL
150	150	150	24	12	20	6	30	TM2415	C,R	CU
			32	16	—	—	32	TM3215	C,R	CU
			16	8	32	14	32	TM1615	C,R	CU
			8	4	16	6	16	TM820	R	CUFL
200	200	175	16	8	32	16	32	TM1620	C	CU
			20	10	40	20	40	TM2020	C,R	CU
			32	16	16	6	40	TM3220	C,R	CU
			40	20	—	—	40	TM4020	C,R	CU
			8	4	16	6	16	TM820	R	CUFL

Convertible Load Centers										
Main Amp Rating	Max. Branch Breaker Rating (Amps)		Maximum Spaces					Cat. No.		
	Cu	Al	1" THQL		½" THQP		Total 1-pole Spaces	Base Cat. No.①	Suffix 1②	Suffix 2③
			1-pole	2-pole	1-pole	2-pole				
100	70	55	6	3	12	4	12	TLM612	S,F	CU, D
			8	4	16	6	16	TLM812	S,F	CU, D
125	125	125	24	12	—	—	24	TLM2412	C,R	CU
			12	6	24	10	24	TLM1212	C,R	CU
			16	8	12	6	24	TLM1612	C	CU
150	150	150	20	10	—	—	20	TLM2015	C	CU
			24	12	12	6	30	TLM2415	C,R	CU
200	200	175	16	8	32	14	32	TLM1620	C,R	CU
			20	10	40	18	40	TLM2020	C,R	CU
			32	16	16	6	40	TLM3220	C	CU
			40	20	—	—	40	TLM4020	C,R	CU

Main Lug Load Centers										
Main Amp Rating	Max. Branch Breaker Rating (Amps)		Maximum Spaces					Cat. No.		
	Cu	Al	1" THQL		½" THQP		Total 1-pole Spaces	Base Cat. No.①	Suffix 1②	Suffix 2③
			1-pole	2-pole	1-pole	2-pole				
40	40	40	2	1	4	1	4	TL240	C,R	CU
70	70	60	2	1	4	1	4	TL270	C,R	CU
125	70	55	4	2	8	3	8	TPL412	C,R	—
			4	2	8	3	8	TL412	C, R1	—

① Catalog number is constructed by adding Suffix 1 and Suffix 2 to Base Catalog Number.

② F = Flush mount indoor
S = Surface mount
C = Combination flush/surface mount indoor
R, R1 = Outdoor

③ CU = Copper bus
CUFL = Copper bus, feed-thru lugs
CUGEN = Copper bus, generator panel with dual main circuit breakers
D = Optional door for 6- and 8-circuit indoor panels (door standard on outdoor panels)

[SELECTION TABLES.] PowerMark Gold™ & Plus™ Load Centers

- UL Listed (Panelboards No. 67)
- 60°C/75°C Conductor Rating
- Indoor Fronts Combination Surface/Flush
- Suitable for Use as Service Entrance Equipment When Installed in Accordance with the National Electrical Code
- 22kAIC RMS Symmetrical, Except Where Noted

Main Lug & Convertible Load Centers

Single-phase, Three-wire, 120/240 Volts ac, Top Feed^①

Factory Installed Main Lugs (TLM units convertible to main breaker)

PowerMark Plus catalog numbers shown in italics

Main Ampere Rating	Maximum Spaces					Indoor Type 1 Enclosure ^{②③}		Outdoor Type 3R Enclosure ^③		Main Wire Size AWG/ kcmil Cu-Al	Equipment Ground Kit Order Separately See Page 16 Cat. No.
	1" THQL		½" THQP		Total 1-pole Spaces	Cat. No.	Box No. See Page 24	Cat. No.	Box No. See Page 25		
	1p	2p	1p	2p							
40	2	1	4	1	4	TL240SCU ^④	1A	TL240RCU	R1A	14-4	TGK4
70	2	1	4	1	4	TL270SCU ^④	1A	TL270RCU	R1A	6-3	TGK4
125	4	2	8	3	8	<i>TL412C^⑤</i>	2A	<i>TL412R1^⑥</i>	R1A	1-2/0	TGL1
	4	2	8	3	8	<i>TL412CT^{⑤⑧}</i>	2A	<i>TL412RT1^⑥</i>	R1A		TGL1 Installed
	4	2	8	3	8	—	—	<i>TL412R2^⑥</i>	R1B		TGL1
	4	2	8	3	8	<i>TPL412C^{⑤⑦}</i>	2	<i>TPL412R^{⑥⑦}</i>	R1		TGL1
	4	2	8	3	8	<i>TPL412CT^⑤</i>	2	<i>TPL412RT^{⑥⑧}</i>	R1	TGL1 Installed	
	6	3	12	6	12	TLM612FCU, SCU ^⑨	3B, 3A	TLM612RCU ^⑩	R2A	6-3	TGK12
	8	4	16	8	16	TLM812FCU, SCU ^{⑨⑩}	3B, 3A	TLM812RCU ^⑩	R2A	TGK12	
	12	6	24	10	24	TLM1212CCU ^⑪	4	TLM1212RCU ^⑪	R3	TGL2	
	12	6	24	10	24	TLM1212CCUG ^⑪	4	—	—	6-2/0	TGK24 Installed
	16	8	16	6	24	TLM1612CCU ^⑪	4	—	—	TGK12 or TGK24	
24	12	—	—	24	TLM2412CCU ^⑪	7	TLM2412RCU ^⑪	R4	TGK12 or TGK24		
150	20	10	20	8	30	TLM2015CCU	8	—	—	1-3/0 (Cu) 2-3/0 (Al)	TGK32
	24	12	12	4	30	TLM2415CCU	9	TLM2415RCU	R6	TGK24 or TGK32	
200	12	6	24	10	24	—	—	TLM1220RCU	R5	1-250 (Cu) 2/0-250 (Al)	TGK24
	16	8	32	14	32	TLM1620CCU	8	TLM1620RCU	R5		TGK32
	16	8	32	16	32	TLM1620CCUG	8	—	—		TGK32 Installed
	20	10	40	18	40	TLM2020CCU	9	TLM2020RCU	R6		TGK24 or TGK42
	20	10	40	18	40	TLM2020CCUG	9	—	—		TGK42 Installed
	32	16	16	6	40	TLM3220CCU	12	—	—		TGK32
40	20	—	—	40	TLM4020CCU	13	TLM4020RCU	R8	TGK42		
225	42	20	—	—	42	TLM4222CCU	14	TLM4222RCU	R8		1-300 (Cu) 2/0-300 (Al)
400	24	20	—	—	24	<i>TL2440F,S</i>	16	<i>TL2440R</i>	R9	(2) 2/0-250	(2) TGL2
	42	20	—	—	42	<i>TL4240F,S^⑫</i>	16	<i>TL4240R^⑫</i>	R9		(2) TGL2
600	42	20	—	—	42	<i>TL4260F,S^⑫</i>	17	<i>TL4260R^⑫</i>	R9	(2) 250-350 (Cu) (2) 350-500 (Al)	(2) TGL2

① 6-42 circuit devices UL Listed for bottom mounted lugs by installing complete unit (box, interior and front) upside down. For bottom feed door handle, see page 17.

② 40-225 amp single-phase devices have removable closing caps. Larger ampere devices require field-cut openings. Order hubs separately (see page 17).

③ TPL load center enclosures are thermoplastic; TL and TLM load center enclosures are galvanized steel.

④ No door.

⑤ No door, 10kAIC.

⑥ 10 kAIC.

⑦ Maximum branch or main circuit breaker rating: 90 amp with Cu, 70 amp with Al.

⑧ 125 amp maximum branch capacity.

⑨ FCU indicates flush mount enclosure; SCU indicates surface mount enclosure. Add D to catalog number for optional door (example: TLM612SCUD).

⑩ For main breaker, order THOLRK2 retainer kit plus 2-pole circuit breaker. See page 17.

⑪ For main breaker, order TOMH000. Also order 2-pole THQL, THQL or TXQL circuit breaker. See page 16.

⑫ Not suitable for use as service entrance equipment.

Main Breaker Load Centers

Single-phase, Three-wire, 120/240 Volts ac, Top Feed^①

Factory Installed Main Breaker

PowerMark Plus catalog numbers shown in italics

Main Ampere Rating	Maximum Spaces					Indoor Type 1 Enclosure		Outdoor Type 3R Enclosure ^②		Main Wire Size AWG/ kcmil Cu-AI	Equipment Ground Kit Order Separately See Page 16 Cat. No.
	1"THQL		½"THQP		Total 1-pole Spaces	Cat. No.	Box No. See Page 24	Cat. No.	Box No. See Page 25		
	1p	2p	1p	2p							
100	12	6	24	10	24	TM1210CCU	4	TM1210RCU	R3	4-1/0	TGK12 or TGK24
	12	6	24	10	24	TM1210CCUG	4	—	—		TGK24 Installed
	20	10	—	—	30	TM2010CCU	6	TM2010RCU	R4		TGK24
	32	16	—	—	32	TM3210CCU	11	—	—		TGK32
125	12	12	24	10	24	TM1212CCU	4	TM1212RCU	R4	1-2/0	TGK12 or TGK24
	12	12	24	10	24	TM1212CCUG	4	—	—		TGK24 Installed
	16	8	16	6	24	TM1612CCU	4	—	—		TGK12 or TGK24
	16	8	16	6	24	TM1612CCUG	4	—	—		TGK24 Installed
150	24	12	—	—	24	TM2412CCU	4	—	—	1-3/0 (Cu) 2-3/0 (Al)	TGK24
	24	12	—	—	24	TM2412CCUG	4	—	—		TGK24 Installed
	8	4	16	6	16	—	—	TM815RCUFL	R5		TGK24 or TGK32
	16	8	32	14	32	TM1615CCU	7	TM1615RCU	R5		TGK32 Installed
200	16	8	32	14	32	TM1615CCUG	7	—	—	TGK24 or TGK32	
	24	12	12	4	30	TM2415CCU	9	TM2415RCU	R6	TGK32	
	32	16	—	—	32	TM3215CCU	11	TM3215RCU	R7	TGK24	
	8	4	16	6	16	—	—	TM820RCUFL	R5	TGK32	
	16	8	32	16	32	TM1620CCU	8	—	—	TGK32 Installed	
	16	8	32	16	32	TM1620CCUG	8	—	—	TGK24 or TGK42	
225	20	10	40	20	40	TM2020CCU	9	TM2020RCU	R6	1-250 (Cu) 2/0-250 (Al)	TGK42 Installed
	20	10	40	20	40	TM2020CCUG	9	—	—		TGK32
	32	16	16	6	40	TM3220CCU	12	TM3220RCU	R7		TGK42
	40	20	—	—	40	TM4020CCU	13	TM4020RCU	R8		TGK42
300	42	20	—	—	42	TM4222CCU	14	TM4222RCU	R8	1-300 (Cu) 2/0-300 (Al)	(2) TGL2
400	42	20	—	—	42	<i>TM4230FS</i>	17	—	—	(2) 2/0-250	(2) TGL2
	24	12	—	—	24	—	—	<i>TM2440R</i>	R10		(2) TGL2
	42	20	—	—	42	<i>TM4240FS</i>	17	<i>TM4240R</i>	R11	(2) TGL2	

① 400 amp devices available with main breaker bottom mounted at same list price. Add "B" suffix to catalog number, e.g., TM4240FB. UL Listed.

② 100-225 amp devices have removable closing cap. Larger ampere devices require field-cut openings. Order hubs separately. See page 17.

Generator Panels

Single-phase, Three-wire, 120/240 Volts ac, Top Feed

Two Interlocked Main Breakers Factory Installed

Main Ampere Rating	Maximum Spaces					Cat. No.					Main Wire Size AWG/ kcmil Cu-AI	Equipment Ground Kit Order Separately See Page 16 Cat. No.
	1"THQL		½"THQP		Total 1-pole Spaces	Indoor Type 1 Enclosure, Flush Mount	Indoor Type 1 Enclosure, Surface Mount	Box No. See Page 24	Outdoor Type 3R Enclosure	Box No. See Page 25		
	1p	2p	1p	2p								
60	4	2	8	4	8	TM860FCUGEN	TM860SCUGEN	9A	TM860RCUGEN	R2A	6-1	TGK12

- Single phase, 2 interlocked 60A main breakers, 8 circuits max.
- Safety and convenience when using a generator — 14,000 peak wattage, 11,520 continuous load, 48 amps at 240 volts
- Maintains power to such critical circuits as those for furnace, pump, refrigerator, lights
- Connected dual breaker mechanism ensures that only one source is active at a time



Generator Panel

[SELECTION TABLES.] Commercial Load Centers

Three-phase, Four-wire, 208Y/120 Volts ac^①, Top Feed^②

Factory Installed Main Lugs

PowerMark Plus Load Centers

Main Ampere Rating	Maximum Spaces				Indoor Type 1 Enclosure		Outdoor Type 3R Enclosure ^③		Main Wire Size AWG/kcmil Cu/Al	Equipment Ground Kit Order Separately See Page 16 Cat. No.
	1" THQL			Total 1-pole Spaces	Cat. No.	Box No. See Page 24	Cat. No.	Box No. See Page 25		
	1-pole	2-pole	3-pole ^④							
125	12	6	4	12	TL12412C	4	TL12412R	R3	6-2/0	TGL2
	18	8	6	18	TL18415C	6	TL18415R	R4	1-3/0 Cu or 2/0-3/0 Al	TGL2+ TGL3
150	24	12	8	24	TL24415C	7	TL24415R	R4		(2)TGL2
	18	8	6	18	TL18420C	7	TL18420R	R4		TGL2+ TGL3
200	30	14	10	30	TL30420C	10	TL30420R	R6	1-250 Cu or 2/0-250 Al	(2)TGL2
	42	20	14	42	TL42420C ^⑤	13	TL42420R ^⑤	R8		(2)TGL2
	30	14	10	30	TL30422C ^⑤	15	—	—	1-300 Cu or 2/0-300 Al	(2)TGL2
225	42	20	14	42	TL42422C ^⑤	15	TL42422R ^⑤	R8		(2)TGL2
	24	12	8	24	TL24440F,S	16	TL24440R	R9		(2)TGL2
400	42	20	14	42	TL24440F,S ^⑤	16	TL42440R ^⑤	R9		(2)TGL2
	42	20	14	42	TL42460F,S ^⑤	17	TL42460R ^⑤	R9	(2)250-350 Cu or (2)350-500 Al	(2)TGL2

- ① Also UL Listed for 3-phase 4-wire 240/120 volts ac delta and 3-phase 3-wire 240 volts ac branch breakers installed.
- ② 6-42 circuit indoor devices UL Listed for bottom mounted lugs by installing complete unit (box, interior and front) upside down. For bottom feed door handle, see page 17.
- ③ 40-225 Amp 1 phase and 125-200 Amp 3 phase devices have removable closing cap. Larger Ampere devices require field cut openings. Order hubs separately. See page 17.
- ④ Three pole plug-in breakers available through 100 Amps.
- ⑤ Not suitable for use as service entrance equipment.

Three-phase, Four-wire, 208Y/120 Volts ac^①, Top Feed^②

Factory Installed Main Breaker

22kAIC RMS Symmetrical

PowerMark Plus Load Centers

Main Ampere Rating	Maximum Spaces				Indoor Type 1 Enclosure		Outdoor Type 3R Enclosure ^③		Main Wire Size AWG/kcmil Cu/Al	Equipment Ground Kit Order Separately See Page 16 Cat. No.
	1" THQL			Total 1-pole Spaces	Cat. No.	Box No. See Page 24	Cat. No.	Box No. See Page 25		
	1-pole	2-pole	3-pole ^④							
100	12	6	4	12	TM12410C	6	—	—	6-1/0 Cu or 4-1/0 Al	TGL2
	18	8	6	18	TM18410C	6	TM18410R	R4		TGL2+TGL3
125	30	14	10	30	TM30412C	11	TM30412R	R7	1-3/0 Cu or 2/0-3/0 Al	(2)TGL2
	24	12	8	24	TM24415C	10	TM24415R	R6	1-3/0 Cu or 2/0-3/0 Al	(2)TGL2
150	30	14	10	30	TM30415C	11	TM30415R	R7		(2)TGL2
	42	20	14	42	TM42415C	13	—	—		(2)TGL2
	24	12	8	24	TM24420C	10	—	R6	1-300MCM Cu or 2/0-300MCM Al	(2)TGL2
200	30	14	10	30	TM30420C	12	TM30420R	R7	1-250 Cu or 2/0-250 Al	(2)TGL2
	42	20	14	42	TM42420C	14	TM42420R	R8		(2)TGL2
	42	20	14	42	TM42422C	15	TM42422R	R8	1-300 Cu or 2/0-300 Al	(2)TGL2
225	42	20	14	42	TM42422C	15	TM42422R	R8	1-300 Cu or 2/0-300 Al	(2)TGL2
300	42	20	14	42	TM42430F,S	17	—	—	(1)6-600 or (2)2/0-250	(2)TGL2
400	42	20	14	42	TM42440F,S	17	TM42440R	R11	(1)6-600 or (2)2/00-250	(2)TGL2

- ① Also UL Listed for 3-phase 4-wire 240/120 volts ac delta and 3-phase 3-wire 240 volts ac branch breakers installed.
- ② 150-400 Amp 1 phase and 125-200 Amp 3 phase indoor devices available with main breaker bottom mounted at same list price. Add "B" suffix to catalog number, e.g. TM24420CB. UL Listed.
- ③ 100-225 Amp 1 phase and 100-200 Amp 3 phase devices have removable closing cap. Larger Ampere devices require field cut openings. Order hubs separately. See page 17.
- ④ Three pole plug-in breakers available through 100 Amps.

Riser Panels

22kAIC RMS Symmetrical

Main Ampere Rating	Maximum Spaces				Indoor Type 1 Enclosure		Main Wire Size AWG/ kcmil Cu-Al	Equipment Ground Kit Order Separately See Page 16 Cat. No.	
	1" THQL		½" THQP		Total 1-pole Spaces	Cat. No.			Box No. See Page 24
	1p	2p	1p	2p					
125	12	6	24	10	24	TLM1212CCURP	4A	6-2/0	TGK12 or TGK24
	20	10	—	—	20	TLM2012CCURP	9A		TGK12 or TGK24

Commercial Load Center Accessories

Accessory	Description	Cat. No.
Feed-thru Lugs ^①	3-pole, 225A, Plug-in ^②	THLK3225
Auxiliary Gutter Enclosures	24"	TMAGB24
	28"	TMAGB28
	33"	TMAGB33
	39"	TMAGB39
	43"	TMAGB43
Gutter Tap Kits ^④	43" deep	TMAGB43D
	250 MCM Lugs	TMGT250
	500 MCM Lugs	TMGT500
	750 MCM Lugs ^③	TMGT750

- ① For use with three-phase load centers.
- ② 22kAIC RMS symmetrical.
- ③ Not for use with riser panels.
- ④ One tap kit per phase required.

[SELECTION TABLES.] PowerMark Gold™ Meter Socket Load Centers

With Bonded Neutrals

Main Ampere Rating	Maximum Spaces				Total 1-pole Spaces	Semi-Flush Type 3R		Surface Type 3R ^③		Overhead (OH) and/or Underground (UG) Feed		Main Wire Size (AWG/kcmil) Cu/Al	Equipment Ground Kit Order Separately See Page 16 Cat. No.				
	1" THQL		½" THQP			Cat. No.	Box No. See Page 26	Cat. No.	Box No. See Page 26	EUSERC & UL	UL Only						
	1p	2p	1p	2p													
Meter Mains (Main Breaker Field Installed) 10kAIC RMS Symmetrical^①																	
100	2	1	4	1	4	TSL210CFCU	R12	TSL210CSCU ^④	R12	OH/UG	OH/UG	6-2/0	TGL1				
125	4	2	6	3	6	TSL412CFCU	R12	TSL412CSCU ^④	R12	OH/UG	OH/UG	6-2/0	TGL1				
200	4	2	6	3	6	TSL420CFCU	R14	TSL420CSCU ^④	R14	OH/UG	OH/UG	1-250	TGL1				
Meter Mains (Main Breaker Factory Installed) 10kAIC RMS Symmetrical																	
100	—	—	—	—	—	—	—	TM10RMC	R13	—	OH/UG	2-250	—				
125	—	—	—	—	—	—	—	TM12RMC	R13	—	OH/UG	2-250	—				
150	—	—	—	—	—	—	—	TM15RMC	R25	—	OH/UG	2-250	—				
	4	2	8	3	8			TM415RMS ^⑤	R25	—	OH/UG	1-4/0	TGL1				
200	—	—	—	—	—	—	—	TM20RMC	R25	—	OH/UG	—	—				
	4	2	8	3	6			TM420RMS ^⑤	R25	—	OH/UG	1-4/0	TGL1				
"Farm Panel" Style Meter Socket Load Center 22kAIC RMS Symmetrical																	
200	4	2	8	3	8	—	—	TSF420CSCU	R16	OH/UG	OH/UG	1-300	TGK12				
Feed-Thru Style Meter Socket Load Center 22kAIC RMS Symmetrical																	
150	8	4	16	6	16	—	—	TSM815CSCU	R16	—	OH/UG	1-300	TGK12				
200	8	4	16	6	16			TSM820CSCU	R16	—	OH/UG	1-300	TGK12				
Narrow Style Meter Socket Load Center 22kAIC RMS Symmetrical^①																	
100	16	8	32	14	32	TSM1610CFCU	R19	TSM1610CSCU ^④	R20	OH/UG	OH/UG	12-2/0	TGK12				
125	12	6	24	10	24	TSM1212CFCU	R19	TSM1212CSCU ^④	R20	OH/UG	OH/UG	12-2/0	TGK12				
	16	8	32	14	32	TSM1612CFCU	R19	TSM1612CSCU ^④	R20	OH/UG	OH/UG	12-2/0	TGK12				
200	20	10	40	18	40	TSM2020CFCU	R17	TSM2020CSCU	R18	OH/UG	OH/UG	1-300	TGK12				
	20	10	40	18	40	TSM2020UFCU	R17	—	—	UG	UG	1-4/0	TGK12				
Wide Style Meter Socket Load Center 22kAIC RMS Symmetrical																	
200	32	16	16	6	40	—	—	TSM3220UWCU	R28	UG	UG	1-300	TGK12				
	40	20	—	—	40			TSM4020UWCU	R29	UG	UG	1-300	TGK12				
225A Style Meter Socket Load Center 22kAIC RMS Symmetrical																	
200	32	14	16	6	40	TSM3220UFCU	R22	TSM3220USCU	R27	UG	UG	1-300	TGK12				
225	20	10	40	18	40	TSM2022UFCU	R21	TSM2022USCU	R26	UG	UG	1-300	TGK12				
	32	14	16	6	40	TSM3222UFCU	R22	TSM3222USCU	R27	UG	UG	1-300	TGK12				
Ringless Meter Socket Load Center (Main Breaker) 22kAIC RMS Symmetrical																	
125	12	6	24	10	24	—	—	TSMR1212CSCU	R30	—	OH/UG	6-350	TGK12				
150	20	10	40	18	40			TSMR2015CSCU	R30	—	OH/UG	6-350	TGK12				
200	20	10	40	18	40			TSMR2020CSCU	R30	—	OH/UG	6-350	TGK12				
Ringless Meter Socket Load Center (Main Lugs Only) 22kAIC RMS Symmetrical																	
125	4	2	8	3	8	—	—	TSLR412CSCU	R31	—	OH/UG	6-350	TGK12				
200	4	2	8	3	8			TSLR420CSCU	R31	—	OH/UG	6-350	TGK12				
Ring Style Meter Socket Load Center																	
320 ^⑥	24	12	32	14	40	⑨	—	TM2432RMKS ^⑤	R23	UG	UG	(1) 800 or (2) 400 compression type (1) 1000 or (2) 350 pressure type ^⑩	(2) TGL2				
	24	12	32	14	40			TM2432RMS ^⑦	R24	UG	UG						
400 ^⑥	24	12	32	14	40			TM2440RMKS ^⑤	R23	UG	UG						
	24	12	32	14	40			TM2440RMRS ^⑥	R24	UG	UG						
	24	12	32	14	40			TM2440RMS ^⑦	R24	UG	UG						
	24	12	32	14	40			TMH2440RMS ^⑧	R24	UG	UG						
	24	12	32	14	40			TMH2440RMKS ^⑤	R23	UG	UG						
	24	12	32	14	40			TMH2440RMS ^⑥	R24	UG	UG						
400	24	12	32	14	40			TM2440RMK ^⑤	R23	UG	UG						
	24	12	32	14	40			TM2440MR ^⑥	R24	UG	UG						
	24	12	32	14	40					TM2440RM ^⑦	R24			UG	UG		

① Accepts field installed fifth jaw terminal in the 3 or 9 o'clock position. Catalog number T1AW53. Order separately.
 ② Devices include removable closing cap. Order hub separately.
 ③ Surface mounted units have two hub provisions on top endwall.
 ④ Provision for K-4 bolt-in meter.
 ⑤ Class 320 ringless socket with lever bypass.
 ⑥ Class 320 ring-type socket — no bypass.

⑦ 22kAIC.
 ⑧ For semi-flush applications, order surface enclosure load center and field installed kit. Catalog number SF400. Order separately.
 ⑨ Stud provisions only provided.
 ⑩ For 22kAIC, order catalog number TMH415RMS or TMH420RMS.
 ⑪ 200A main breaker factory installed. Space provided for field mounted TOD-WL sub feed.

[SELECTION TABLES.] Load Center Accessories

PowerMark Gold Main Circuit Breaker Kits

- For use with 125A PowerMark Gold load centers
- 22kAIC RMS symmetrical
- Includes mounting base
- For bottom feed, also purchase TRL22B door handle

Main Breaker Rating	Cat. No.	
	Main Breaker Kit	Description
100A	THQMH100CP	THQMH000 kit plus appropriate THHQL breaker
125A	THQMH125CP	THQMH000 kit plus appropriate THHQL breaker
—	THQMH000	Order appropriate THQL ^① or THHQL breakers separately



① 10 kAIC

Equipment Ground Kits


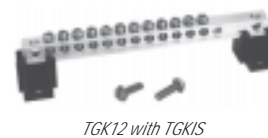
PowerMark Plus Equipment Ground Kits

Number of Terminals			Cat. No.	Std. Pkg.
Small 14-8 Cu, 12-8 Al	Large 14-4 Cu, 12-4 Al	Other AWG/kcmil Cu/Al		
4	3	—	TGL1 ^①	20
7	—	—	TGL3 ^①	
11	3	—	TGL2 ^②	
14	—	—	TGL4 ^②	
10	2	(1) 14-2	TGL8 ^②	
—	—	(1) 6-2/0	TGL20 ^③	1
—	—	(3) 10-1/0	TNG3 ^④	
—	—	(6) 10/1-0	TNG6 ^④	

- ① TGL1 and TGL3 mount interchangeably.
- ② TGL2, TGL4 and TGL8 mount interchangeably.
- ③ Add-on equipment ground lug (for use on any TGL kit).
- ④ Suitable only for 400 and 600 amp devices.

PowerMark Gold and Three Phase PowerMark Plus Equipment Ground & Isolated Ground Bus Bar

Description (4-14 CU/10-12 Al Wire Ranges Per Hole, Solid or Stranded)	Cat. No.	Std. Pkg.
12-hole Ground	TGK12	1
24-hole Ground	TGK24	
32-hole Ground	TGK32	
42-hole Ground	TGK42	
Isolated Ground Bus Bar Kit (Order with TGK Equipment Ground Kits)	TGKIS	



Neutral Kits

PowerMark Plus Neutral Kits

Wire Size AWG/kcmil Cu/Al	Cat. No.	Std. Pkg.
(5) 14-1/0	TNLK1 ^①	1
(3) 1-300	TNLK2 ^①	
(1) 6-2/0 Cu/Al	286A8894G1 ^②	
(1) 1-300 Cu or 2/0-300 Al	192A7663G13 ^②	

- ① Suitable only for 400 and 600 amp devices.
- ② Add-on neutral lug kit for 100-200 amp load centers.



PowerMark Gold Neutral and Neutral Ground Kits

Description	Wire Size	Cat. No.	Std. Pkg.
Neutral	6-1 Cu/Al	TNLK12	1
Neutral	6-2/0 Cu/Al	TNLK20	
Neutral	6-250 Cu/Al	TNLK250	
Neutral/Ground	6-2/0 Cu/Al	TLK20	
Neutral/Ground	6-250 Cu/Al	TLK250	



Main Lug Kits

Load Center Type	Wire Size AWG/kcmil Cu/Al	Ampere Rating	Cat. No.
PowerMark Plus	2-3/0	150	THLK150
	1-250	200	THLK200
PowerMark Gold	6-2/0	125	TMLK125
	6-250	200	TMLK200
	6-300	225	TMLK225



Door Lock

Description	Cat. No.	Std. Pkg.
For all indoor load centers except TPL412	TDL106	10



TDL106

Circuit Directory

Description	Cat. No.	Std. Pkg.
Card and holder with pressure-sensitive backing. Mounts inside door.	TD42	1



TD42

Touch-up Paint

Description	Cat. No.	Std. Pkg.
12.75-oz. spray can of light gray enamel	TSP61	1



TSP61

Front Filler Plates

(to cover rectangular breaker knockouts)

Knockout Width	Cat. No.	Std. Pkg.
½"	TFH	100
1"	TQLFP1	50



TFH

Universal Raintight Hubs (Aluminum)

For Outdoor Enclosures with Removable Closing Caps

Nominal Conduit Diameter in Inches	Cat. No.	Std. Pkg.
¾	TC75	10
1	TC100	
1 ¼	TC125	
1 ½	TC150	
2	TC200	
2 ½	TC250	5
Closing Cap	TCCP	
3	TC300	



TC150

Door Handles

Loaction of Main Lugs or Main Breaker	Cat. No.	Std. Pkg.
Top	TRL22	1
Bottom	TRL22B	



TRL22

Main Breaker Retainers

For Main Lug Load Centers Utilizing a Back Fed Branch Breaker as a Main

Load Center	Breaker	Cat. No.	Std. Pkg.
Travel Trailer	THQP	THQPSBK	1
	THQL	THQLRK	
	TODL	TODLRK	
PowerMark Gold	THQL	THQLRK1	1
		THQLRK2 [Ⓢ]	



THQLRK THQLRK1

[Ⓢ] For 6 or 8 circuit load centers.

Handle Locks (Padlocking)

ON or OFF, Snap-on, Padlock Not Included

Breaker	Cat. No.	Std. Pkg.
THQP	TQPPL	10
THQL	THP100	
TODL	TODLPDL1	
TOD	TODPLD1	



THP100

Handle Locks (Non-Padlocking)

ON or OFF, Snap-on

Breaker	Cat. No.	Std. Pkg.
THQP	TOPL	10
THQL	THL103	




THL103

Handle Ties

For Two Single-pole Breakers

(all multi-pole breakers have internal common trip)

Breaker	Description	Cat. No.	Std. Pkg.
THQP	Solid Snap-on Trip Indicating	THT1	100
	For 2 THQPs separated by 2 side-by-side THQPs	THT2	20
THQL	Solid Snap-on Trip Indicating	THT104	50
		TOHT1	20



THT1, THT2, THT104

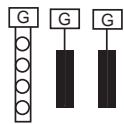
Load Center Hardware & Hardware Kits

Description	Cat. No.	Std. Pkg.
PowerMark Plus hardware kit with all hardware needed to install TOD/THQD main breaker or RLK main lug in a TLM load center plus installation instructions and front mounting screws	LCHDKIT	1
PowerMark Gold bond screw kit with one bond screw	TBS	
PowerMark Gold hardware kit with 20 front mounting screws	THDWRKIT	

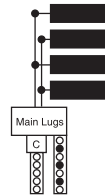
[*WIRING DIAGRAMS.*] PowerMark Gold™ & Plus™ Load Centers

Breaker Symbol	Breaker Fill	
	1" THQL	½" THQP
	1	—
	1	2

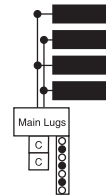
Terminal Symbol	Wire Range (AWG/kcmil)	
	Cu	Al
○	14-8	12-8
●	14-4	12-4
A	6-2	6-2
B	14-1/0	12-1/0
C	6-2/0	6-2/0
D	1-300	2/0-300
E	1-300	1-300
F	6-1	6-1
G	6-3	6-3



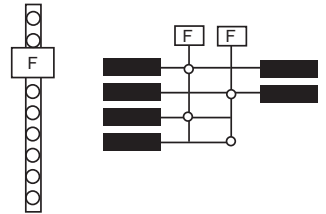
TL240SCU, RCU
TL270SCU, RCU



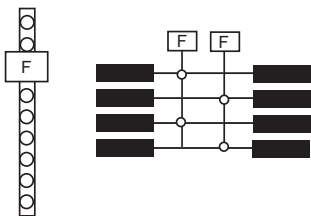
TPL412C,
TL412C,
TPL412R,
TL412R



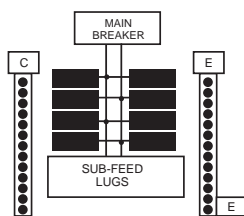
TPL412CT,
TL412CT,
TPL412RT,
TL412RT1



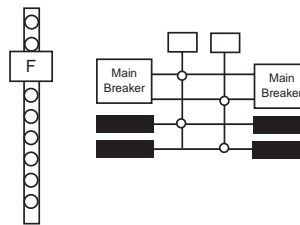
TLM612FCU, SCU,
FCUD, SCUD, RCU



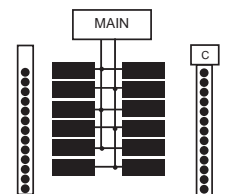
TLM812FCU, SCU,
FCUD, SCUD, RCU



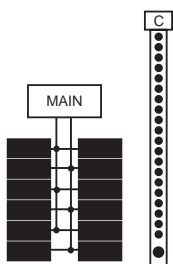
TM815RCUFL, TM820RCUFL



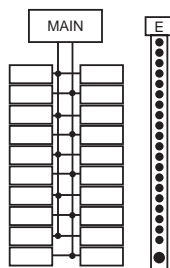
TM860FCUGEN
TM860SCUGEN
TM860RCUGEN



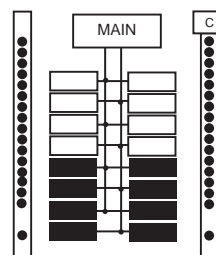
TM1210CCU, TM1210RCU
TM1212CCU, TM1212RCU
TLM1212CCU, TLM1212RCU



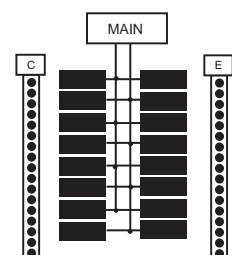
TLM1212CCURP



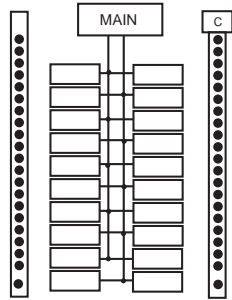
TLM2012CCURP



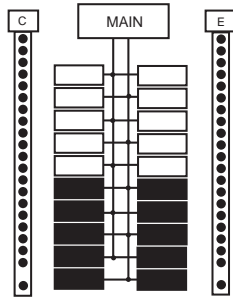
TLM1612CCU,
TM1612CCU,
TM1612RCU



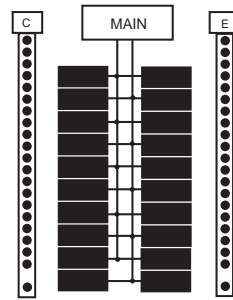
TM1615CCU, TM1615RCU
TM1620CCU, TLM1620CCU
TLM1620RCU



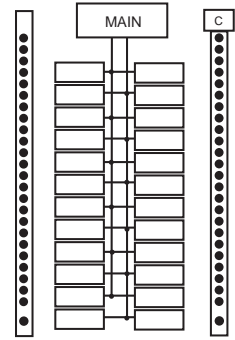
TM2010CCU, TM2010RCU



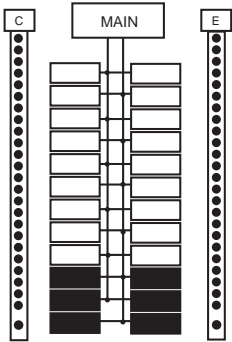
TLM2015CCU



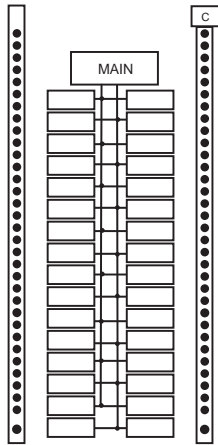
TM2020CCU, TM2020RCU
TLM2020CCU,
TLM2020RCU



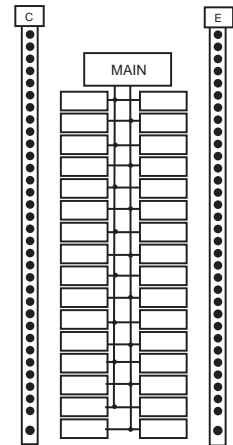
TM2412CCU, TM2412RCU
TLM2412CCU,
TLM2412RCU



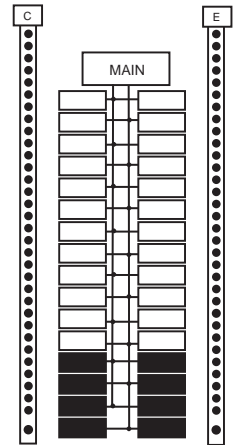
TM2415CCU, TM2415RCU
TLM2415CCU,
TLM2415RCU



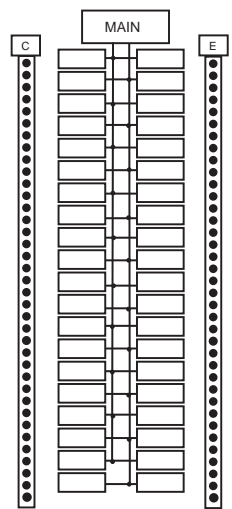
TM3210CCU, TM3210RCU



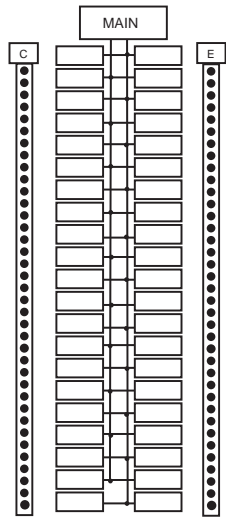
TM3215CCU, TM3215RCU



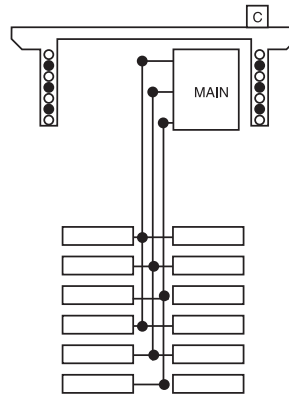
TM3220CCU, TM3220RCU
TLM3220CCU



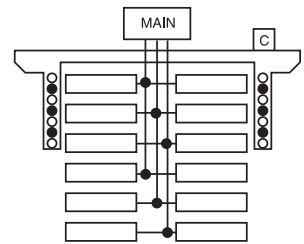
TM4020CCU, TM4020RCU
TLM4020CCU,
TLM4020RCU



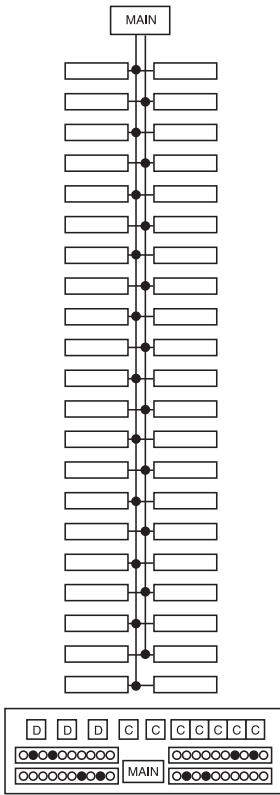
TM4222RCU, TLM4222CCU
TLM4222RCU,
TM4222CCU



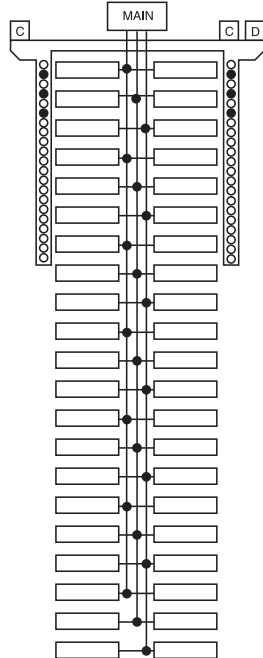
TM12410



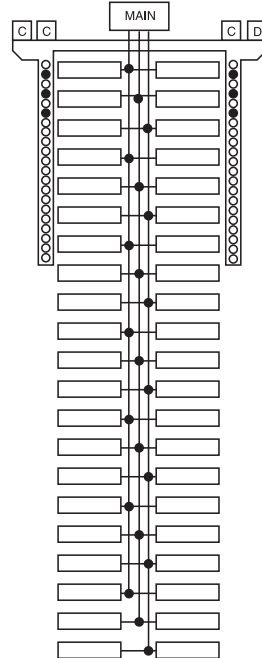
TL12412, TM12410



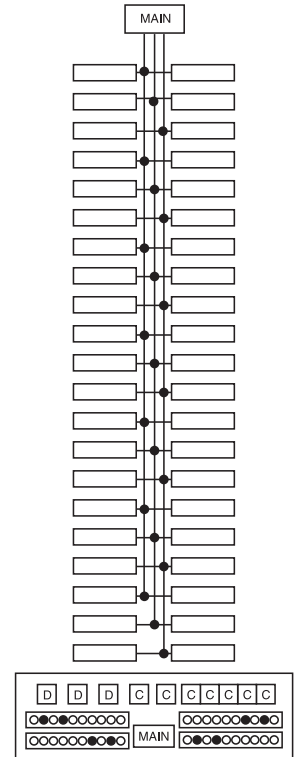
TM4240, TM4230



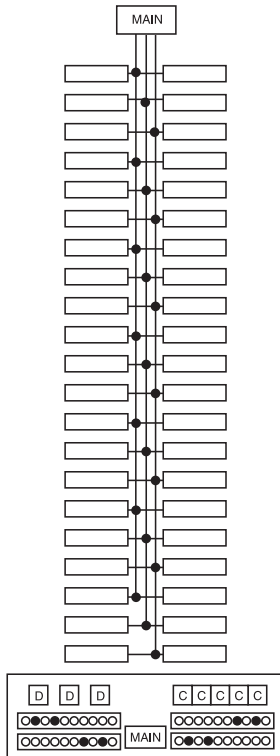
TL42420, TM42415C,
TM42420



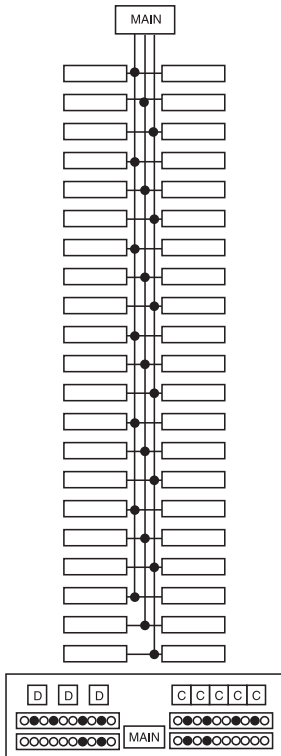
TL42422



TM42430, TM42440



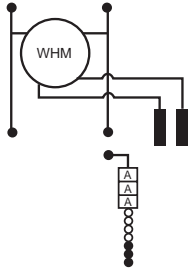
TL42440



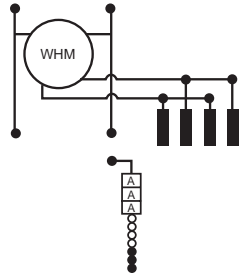
TL42460

[WIRING DIAGRAMS.] PowerMark Gold™ Meter Socket Load Centers

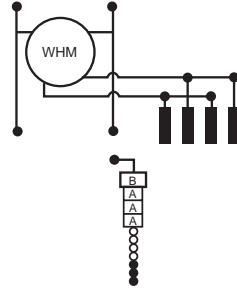
With Bonded Neutrals



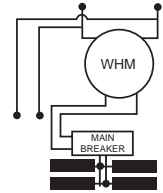
TL210RMC
TL210RMCF



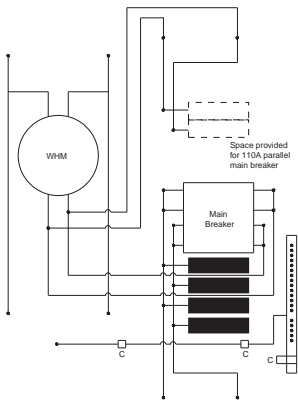
TL412RMC
TL412RMCF



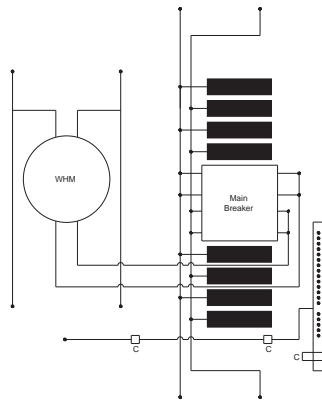
TL420RMC
TL420RMCF



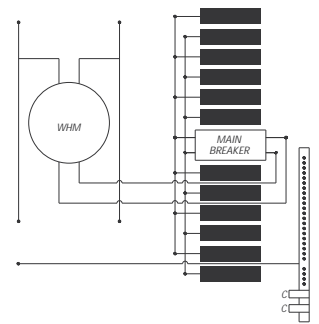
TM415RMS, TMH415RMS
TM420RMS, TMH420RMS



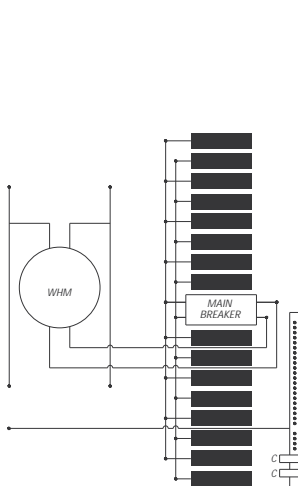
TSF420CSCU



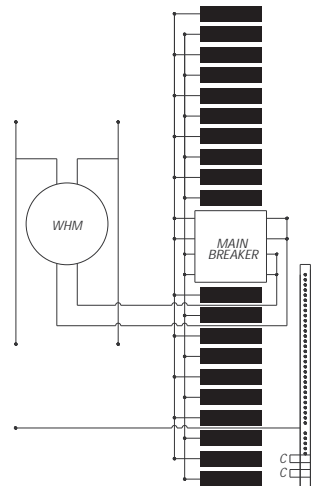
TSM815CSCU
TSM820CSCU



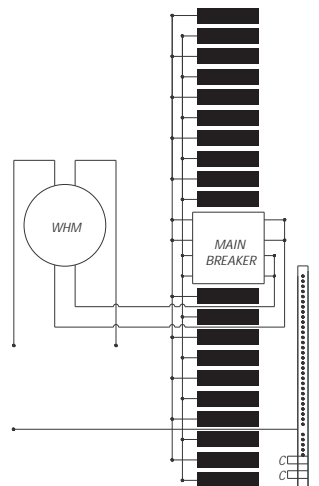
TSM1212CFCU
TSM1212CSCU



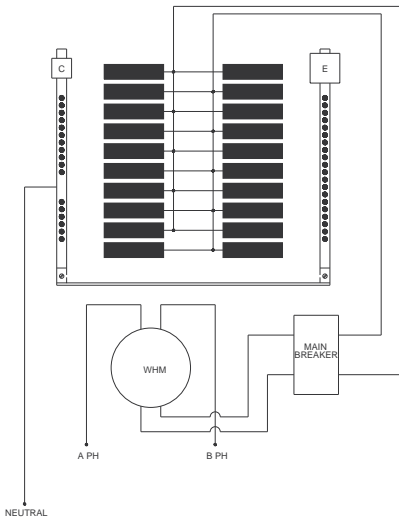
TSM1610CFCU
TSM1610CSCU
TSM1612CFCU
TSM1612CSCU



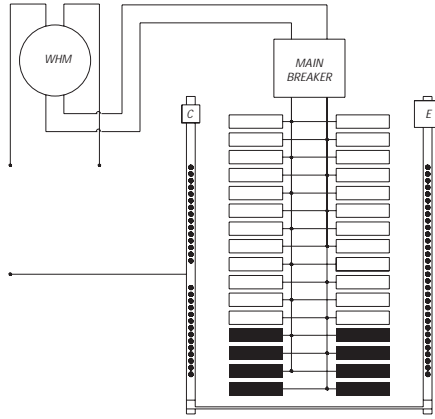
TSM2020CSCU
TSM2020CFCU



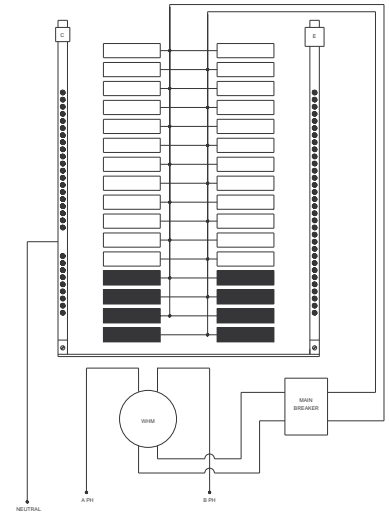
TSM2020UFCU



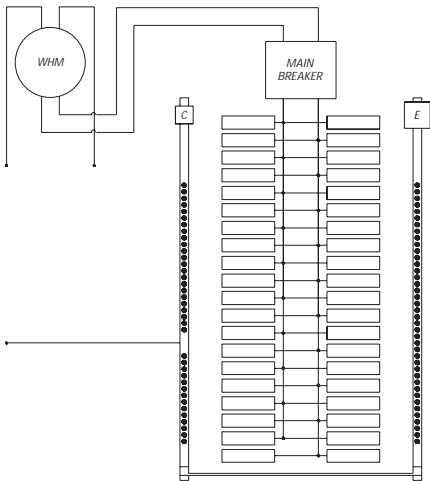
TSM2022USCU
TSM2022UFCU



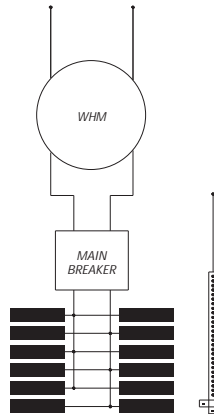
TSM3220UWCU



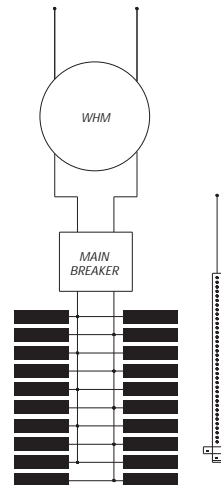
TSM3220USCU
TSM3220UFCU
TSM3222USCU
TSM3222UFCU



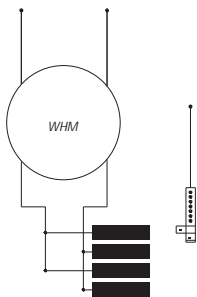
TSM4020UWCU



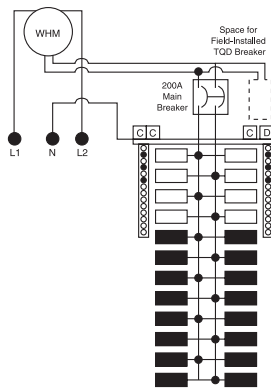
TSMR1212CSCU



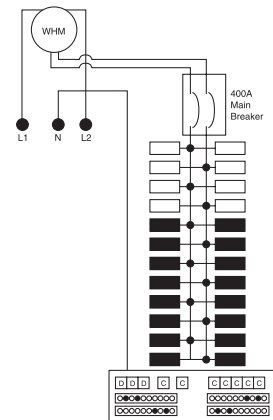
TSMR2020CSCU
TSMR2015CSCU




TSLR420CSCU
TSLR412CSCU



TM2440RMKS, RMRS, RMS,
TMH2440RMS



TM2440RMK, RMR, RM



[DIMENSIONS AND KNOCKOUTS.] PowerMark Gold™ & Plus™ Load Centers

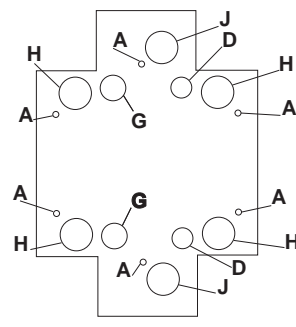
Indoor Enclosures

Dimensions (in inches)

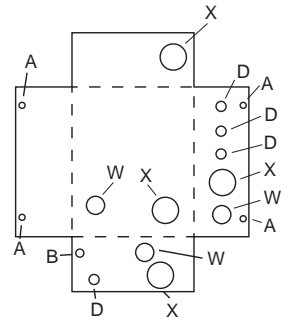
Box No.	Width	Height	Depth
1A	5 ¹ / ₁₆	10 ¹ / ₄	3 ⁵ / ₈
2	7 ¹ / ₂	9 ¹ / ₂	3 ⁵ / ₈
2A	7 ¹ / ₄	9	3
3A	11 ¹ / ₁₆	11 ¹ / ₂	3 ⁵ / ₈
3B	12 ¹ / ₂	12 ¹ / ₂	3 ⁵ / ₈
4	14	19	3 ¹ / ₄
4A	14	19	3 ¹ / ₄
6	14	23	3 ¹ / ₄
7	14	24 ¹ / ₁₆	3 ¹ / ₄
8	14	26 ¹ / ₁₆	3 ¹ / ₄
9	14	28 ¹ / ₁₆	3 ¹ / ₄
9A	14	28 ¹ / ₁₆	3 ¹ / ₄
10	14	30 ¹ / ₁₆	3 ¹ / ₄
11	14	33 ¹ / ₁₆	3 ¹ / ₄
12	14	35 ¹ / ₁₆	3 ¹ / ₄
13	14	39 ¹ / ₁₆	3 ¹ / ₄
14	14	43 ¹ / ₁₆	3 ¹ / ₄
15	14	43 ¹ / ₁₆	4 ¹ / ₈
16	16	45 ¹ / ₁₆	5 ¹ / ₁₆
17	20	59 ¹ / ₁₆	6 ¹ / ₂

Knockouts

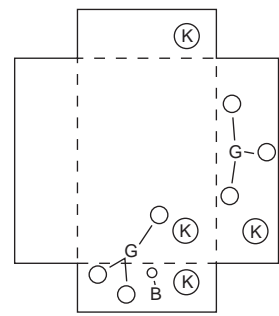
Symbol	A	B	C	D	E	F	G	H	J	K	L	M	N	P	Q	R	S	T	U	V	W	X	Y	Z	
Conduit Size in Inches	1/8	—	—	—	—	—	—	—	—	—	—	—	—	—	—	—	—	—	—	—	—	—	—	—	
	1/4	—	—	—	—	—	—	—	—	—	—	—	—	—	—	—	—	—	—	—	—	—	—	—	
	3/8	—	—	—	—	—	—	—	—	—	—	—	—	—	—	—	—	—	—	—	—	—	—	—	
	1/2	—	—	—	—	—	—	—	—	—	—	—	—	—	—	—	—	—	—	—	—	—	—	—	
	3/4	—	—	—	—	—	—	—	—	—	—	—	—	—	—	—	—	—	—	—	—	—	—	—	
	1	—	—	—	—	—	—	—	—	—	—	—	—	—	—	—	—	—	—	—	—	—	—	—	
	1 1/4	—	—	—	—	—	—	—	—	—	—	—	—	—	—	—	—	—	—	—	—	—	—	—	—
	1 1/2	—	—	—	—	—	—	—	—	—	—	—	—	—	—	—	—	—	—	—	—	—	—	—	—
	2	—	—	—	—	—	—	—	—	—	—	—	—	—	—	—	—	—	—	—	—	—	—	—	—
	2 1/2	—	—	—	—	—	—	—	—	—	—	—	—	—	—	—	—	—	—	—	—	—	—	—	—



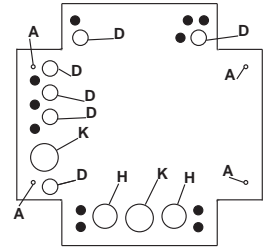
Box1A



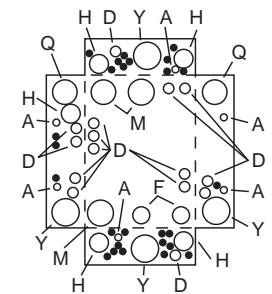
Box2



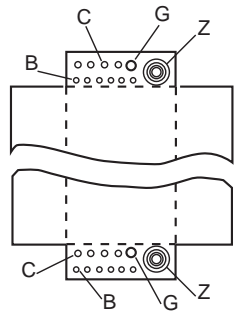
Box2A



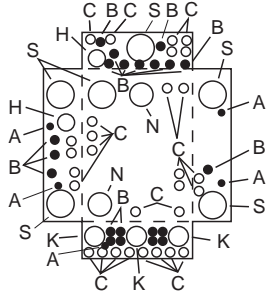
Box3A, 3B



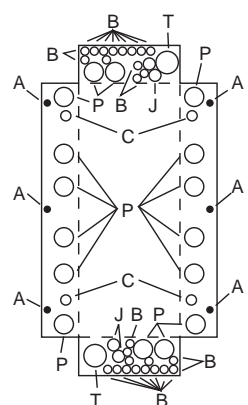
Box4, 6, 7, 8, 9, 10, 11, 12, 13, 14



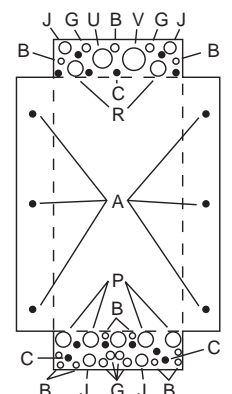
Box4A, 9A



Box15



Box16



Box17

[DIMENSIONS AND KNOCKOUTS.] PowerMark Gold™ & Plus™ Load Centers

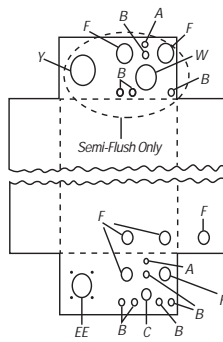
Meter Socket Load Centers

Dimensions (in inches)

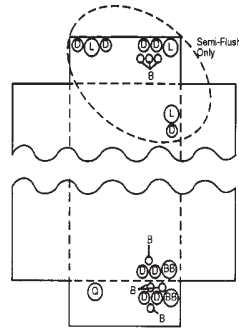
Box No.	Width	Height	Depth
R12	14	23½	4½
R13	14	22¼	4½
R14	14	30¾	5½
R15	16¼	33	6½
R16	16¼	33	6½
R17	16¼	34¼	7½
R18	14¼	33	6½
R19	16¼	28½	7½
R20	14¼	27½	5½
R21	14¼	43¾	7½
R22	16¼	48½	7½
R23	30¼	40	6
R24	30¼	40	6
R25	14	26	4½
R26	14¼	43¾	6½
R27	14¼	48½	6½
R28	22¼	27½	6½
R29	22¼	34¾	6½
R30	14¼	40½	6½
R31	14¼	33¾	6½

Knockouts

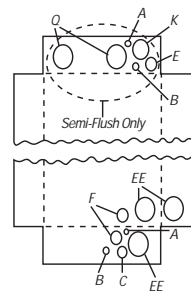
Symbol	A	B	C	D	E	F	G	H	J	K	L	M	N	P	Q	R	S	T	U	V	W	X	Y	Z	AA	BB	CC	DD	EE	
Conduit Size in Inches	½	—	—	—	—	—	—	—	—	—	—	—	—	—	—	—	—	—	—	—	—	—	—	—	—	—	—	—	—	
	¾	—	¾	—	—	¾	—	—	—	—	—	—	—	—	—	—	—	—	—	—	—	—	—	—	—	—	—	—	—	
	1	½	½	½	—	½	½	½	—	—	—	—	—	—	—	—	—	—	—	—	—	—	—	—	—	—	—	—	—	
	1½	—	—	¾	¾	¾	¾	¾	¾	—	—	—	—	—	—	—	—	—	—	—	—	—	—	—	—	—	—	—	—	
	2	—	—	—	—	—	—	—	—	—	—	—	—	—	—	—	—	—	—	—	—	—	—	—	—	—	—	—	—	
	2½	—	—	—	—	—	—	—	—	—	—	—	—	—	—	—	—	—	—	—	—	—	—	—	—	—	—	—	—	—
	3	—	—	—	—	—	—	—	—	—	—	—	—	—	—	—	—	—	—	—	—	—	—	—	—	—	—	—	—	—
	3½	—	—	—	—	—	—	—	—	—	—	—	—	—	—	—	—	—	—	—	—	—	—	—	—	—	—	—	—	—
	4	—	—	—	—	—	—	—	—	—	—	—	—	—	—	—	—	—	—	—	—	—	—	—	—	—	—	—	—	—



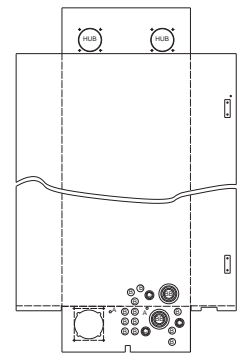
Box R12



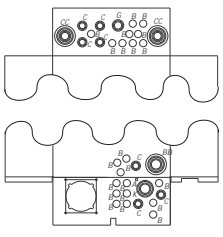
Box R13



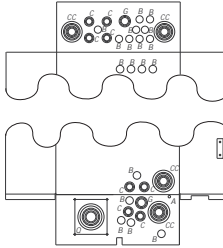
Box R14



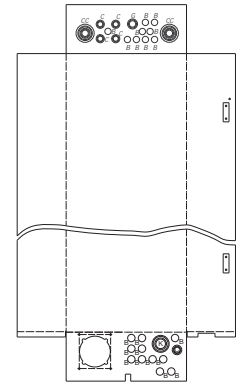
Box R16



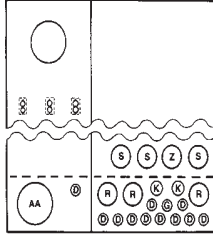
Box R17, R18



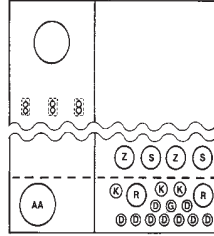
Box R19, R20



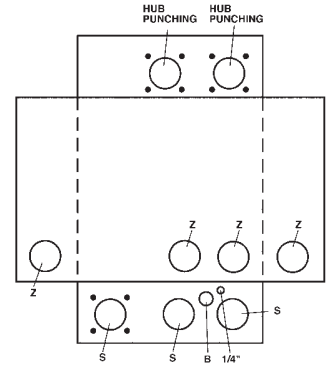
Box R21, R22



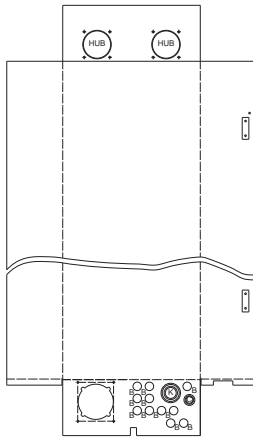
Box R23



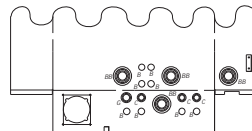
Box R24



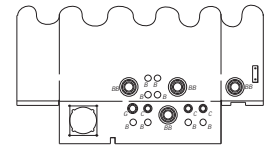
Box R25



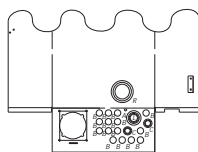
Box R26, R27



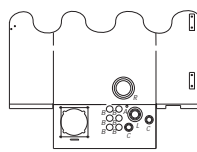
Box R28



Box R29



Box R30




Box R31

[RUGGED DESIGN. PROVEN PERFORMANCE.] **Spec-Setter™ Safety Switches & Air Conditioner Disconnects**

Three-point mounting, removable interior and ample gutter space make installation and wiring quick and easy.

Direct-drive, quick-make, quick-break mechanism ensures long life and positive ON/OFF indication.

Spring-reinforced fuse clips - suitable for Class H, K or R fuses - assure reliable contact and cool operation.



Straight-through wiring and multiple knockouts speed installation.

Fusible models accept Class H fuses (not included).

Puller on no-fuse models can be stored inside enclosure when in OFF position.

Padlocking device allows for added security.

Safety Switch Withstand Ratings

Switch Type	Ampere Rating	UL Listed Fusing		Enclosure Type
		Class	Withstand Rating (rms Sym Amps)	
Fusible	30-200	K	10,000	1 3R
		H	10,000	
		R	100,000	
	400-600	K	10,000	
		H	10,000	
		R	10,000	
No Fuse ^①	30-200	K	10,000	
		H	10,000	
		R	100,000	
	400-600	K	10,000	
		H	10,000	
		R	10,000	

^① Non-fusible switch withstand ratings apply when protected by corresponding listed fuse type

Safety Switch Accessories

- Equipment ground kits
- Insulated, groundable and bondable neutral kits
- Copper lug neutrals
- Auxiliary contact kits
- Semi-dust-tight door gaskets
- Key interlocks
- Fungus moisture proofing
- Special phenolic nameplates

[SELECTION TABLES.] Safety Switches & Air Conditioner Disconnects

Spec-Setter™ Safety Switches — General Duty Type

- Designed For Residential Or Light Commercial Application Where Duty Is Not Severe
- UL Listed (Enclosed Switches No. 98)
- Meet Or Exceed NEMA Enclosed Switch Standard KS1-1983 For Type GD
- CSA Certified
- 60°C/75°C Conductor Rating
- Feature Quick-make, Quick-break Mechanisms (30-200 Amps)
- Suitable For Use As Service Entrance Equipment When Installed In Accordance With National Electrical Code
- 30-200 Amp Fusible Switches Are Rated 100,000 Rms Amps, Sym IC When Used With Class R Fuses

Schematic Diagram	Max. Ampere Rating	Indoor, Type 1 Enclosure ① Cat. No.	Outdoor, Type 3R Enclosure ② Cat. No.	Horsepower Ratings					
				240 Volts				dc	
				NEC Standard		Time Delay		125 Volts	250 Volts
1-ph		3-ph		1-ph	3-ph				
Fusible									
Two-pole, 120/240 and 240 volts ac; 250 volts dc (30-100 Amps only)									
Three-wire SN, 240 volts ac									
	30	TG3221③	TG3221R	1.5	3	3	7.5	2	5
	60	TG3222	TG3222R	3	7.5	10	15	3	10
	100	TG3223	TG3223R	7.5	15	15	30	—	20
	200	TG3224	TG3224R	15	25	15	50	—	—
	400	TG3225	TG3225R	—	50	—	100	—	—
	600	TG3226	TG3226R	—	75	—	100	—	—
Three-pole, 240 volts ac									
	30	TG4321③	TG4321R	1.5	3	3	7.5	—	5
	60	TG4322	TG4322R	3	7.5	10	15	3	10
	100	TG4323	TG4323R	7.5	15	15	30	—	20
	200	TG4324	TG4324R	15	25	15	50	—	—
	400	TG3325	TG3325R	—	50	—	100	—	—
	600	TG3326	TG3326R	—	75	—	100	—	—
Four-wire SN, 208/120 and 240 volts ac									
	30	TG4321③	TG4321R	1.5	3	3	7.5	—	5
	60	TG4322	TG4322R	3	7.5	10	15	3	10
	100	TG4323	TG4323R	7.5	15	15	30	—	20
	200	TG4324	TG4324R	15	25	15	50	—	—
	400	TG4325	TG3325R + TNI65	—	50	—	100	—	—
	600	TG4326	TG3326R + TNI66	—	75	—	100	—	—
No Fuse									
Two-pole, 240 volts ac (use three-pole switch for two-pole application); 250 volts dc (30-100 Amps only)									
Three-pole, 240 volts ac or two-pole with switching neutral									
	30	TGN3321③	TGN3321R	3	7.5	3	7.5	—	5
	60	TGN3322④	TGN3322R④	10	15	10	15	3	10
	100	TGN3323④	TGN3323R④	15	30	15	30	—	20
	200	TGN3324	TGN3324R	15	50	15	50	—	—
	400	TGN3325	Available in heavy duty, type TH models	—	100	—	100	—	—
	600	TGN3326		—	100	—	100	—	—

① 200-600 Amp devices available factory reversed for bottom feed. Add "B" suffix to Catalog Number (e.g. TG3224B). UL Listed.
 ② 30-200 Amp devices have removable closing cap. Larger Ampere devices require field cut openings. Order hubs separately, see page 30.
 ③ Packaged five per carton.
 ④ Not suitable for use as service equipment. Solid neutral not available.

Air Conditioner Disconnects

- UL Listed:
 - Fusible — UL869 (Service Equipment)
 - No fuse — UL1429 (Enclosed Pull-out Switch)



Schematic Diagram	Puller Type	Maximum Ampere Rating	Volts	Outdoor, Type 3R [Ⓢ] Catalog No.	Horsepower Rating	Lug Wire Range AWG Cu/Al	Std. Pkg.
Thermoplastic Enclosures (GE Noryl [®] Resin) — Puller Type							
	Fusible	30	120/240	TPF30R	3	14-3	6
	Fusible	60	120/240	TPF60R	10		
	No Fuse	60	240	TPN60R	10	14-3	6
Steel Enclosures — Puller Type							
	Fusible	30	120/240	TF30R	3	14-3	6
	Fusible	60	120/240	TF60R	10		
	No Fuse	60	240	TFN60R	10	14-3	6
Steel Enclosures — Non-automatic							
	No Fuse	60	240	TNA60R1	10	14-3	6

Ⓢ Devices do not have removable closing cap.

Accessories

Equipment Ground Kits

Switch Ampere Rating	Cat. No.	Lug Wire Size (AWG/kcmil)	
		Copper	Aluminum
30-60	TGL1	(4) 14-8 (3) 14-4	(4) 14-8 (3) 6-4
100-200	TNG3	(3) 10/1/0	(3) 10/1/0
400-600	TGL6	(3) 2-250	(3) 2-250

Neutral Kits — Insulated, Groundable and Bondable

Switch Ampere Rating	Cat. No.	Lug Wire Size (AWG/kcmil)	
		Copper	Aluminum
30-60	TGL1	(4) 14-8	(4) 14-8
30-240V	TNI21	14-8	12-8
30-600V	TNI62	14-2	12-2
60	TNIA62	14-2	12-2
100	TNIA63	10-1/0	10-1/0
200	TNIA64	1-300	1-300
400	TNI65	(1) 2-600 or (2) 1/0-250	(1) 2-600 or (2) 1/0-250
	TNI65A	(1) 350-800	(1) 350-800
600	TNI66	(2) 4-500	(2) 4-500

Semi-dust-tight Door Gasket Kits

Switch Ampere Rating	Cat. No.
30-100	THG106
200	THG107
400-600	THG108

Aluminum Universal Raintight Hubs

For outdoor enclosures with removable closing caps.

Nominal Conduit Diameters in Inches	Cat. No.
3/8	TC75
1	TC100
1 1/4	TC125
1 1/2	TC150
2	TC200
2 1/2	TC250
Closing Cap	TCCP

Class R Fusing Kit

For rejecting fuses other than Class R on 2- and 3-pole TG Type 1 and 3R safety switches. Field installable. UL Listed.

Switch Ampere Rating	Cat. No.
30	TGRK12
60	TGRK22
100	TGRK32
200	TGRK42

Fungus Moisture Proofing

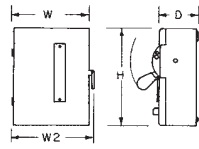
This factory modification is available on all general duty safety switches. To order, add "FPT" to switch catalog number.

[DIMENSIONS & KNOCKOUTS] Safety Switches & Air Conditioner Disconnects

Safety Switches

Type 1 Enclosures

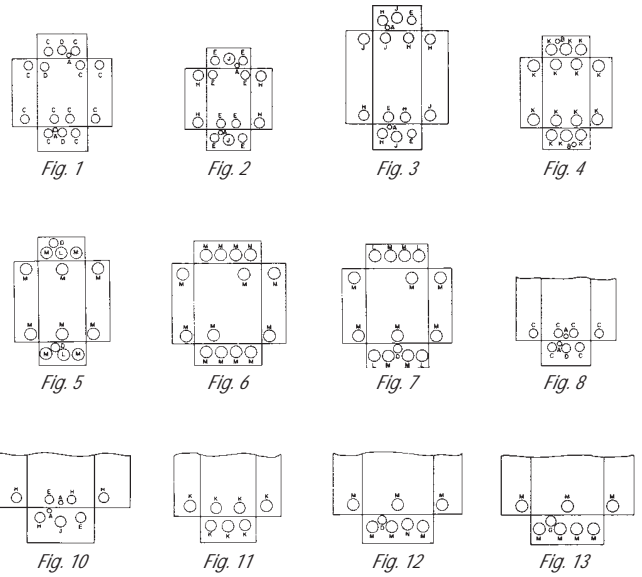
Cat. No.	Approx. Dimensions in Inches				KO Fig. No.
	W	H	D	W2	
TG3221	6 1/2	10 3/8	3 5/8	7	1
TG3222	8 1/2	13 3/8	4	9	15
TG3223	9 1/2	21 3/8	5	10	3
TG3224	13 3/4	29 1/2	5 1/2	14	4
TG3225	22	49 1/2	9	23	5
TG3226	23 1/4	50	9 1/4	23 1/4	6
TG3325	22	49 1/2	9	23	7
TG3326	23 1/4	50	9 1/4	23 1/4	6
TG4321	6 1/2	10 3/8	3 5/8	7	1
TG4322	8 1/2	13 3/8	4	9	15
TG4323	9 1/2	21 3/8	5	10	3
TG4324	13 3/4	29 1/2	5 1/2	14	4
TG4325	22	49 1/2	9	23	5
TG4326	23 1/4	50	9 1/4	23 1/4	6
TGN3321	6 1/2	10 3/8	3 5/8	7	1
TGN3322	8 1/2	13 3/8	4	9	15
TGN3323	9 1/2	21 3/8	5	10	3
TGN3324	13 3/4	29 1/2	5 1/2	14	4
TGN3325	22	49 1/2	9	23	5
TGN3326	23 1/4	50	9 1/4	23 1/4	6



Type 1

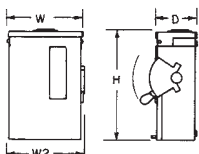
Knockouts

Symbol	A	B	C	D	E	F	G	H	J	K	L	M	N
Conduit Size (Inches)	1/2	1/2	1/2	1/2	1/2	1/2	3/4	3/4	1	1	2	2	2 1/2
	—	—	3/4	3/4	3/4	3/4	1	1	1 1/4	1 1/4	2 1/2	2 1/2	3
	—	—	—	1	1	1	—	1 1/4	1 1/2	2	2	3	—
	—	—	—	—	1 1/4	1 1/2	—	1 1/2	2	2 1/2	—	3 1/2	—




Type 3R Enclosures

Cat. No.	Approx. Dimensions in Inches				KO Fig. No.
	W	H	D	W2	
TG3221R	6 1/2	9 3/8	3 5/8	7 1/4	8
TG3222R	8 1/2	13 3/8	4	9 1/4	19
TG3223R	9 1/2	21 3/8	5	10	10
TG3224R	14	29	5 1/2	14 1/4	11
TG3225R	22 1/4	49 1/2	9	22 1/2	12
TG3226R	23 3/8	50	9 1/4	23 3/8	13
TG3325R	22 1/4	49 1/2	9	22 1/2	12
TG3326R	23 3/8	50	9 1/4	23 3/8	13
TG4321R	6 1/2	9 3/8	3 5/8	7 1/4	8
TG4322R	8 1/2	13 3/8	4	9 1/4	19
TG4323R	9 1/2	21 3/8	5	10	10
TG4324R	14	29	5 1/2	14 1/4	11
TGN3321R	6 1/2	9 3/8	3 5/8	7 1/4	8
TGN3322R	8 1/2	13 3/8	4	9 1/4	19
TGN3323R	9 1/2	21 3/8	5	10	10
TGN3324R	14	29	5 1/2	14 1/4	11

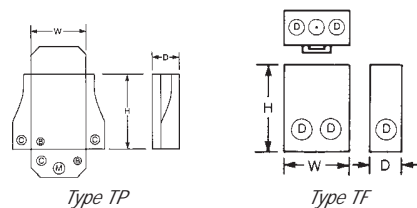


Type 3R



Air Conditioner Disconnects

Cat. No.	W	H	D
TPF30R	5 1/4	8	3 1/8
TPF60R	5 1/4	8	3 1/8
TPN60R	5 1/4	8	3 1/8
TF30R	6 1/2	9	3 1/4
TF60R	6 1/2	9	3 1/4
TFN60R	4 3/4	7 1/2	2



[SIMPLE INSTALLATION. TROUBLE-FREE OPERATION.] Meter Mod® III & Mini Mod® III
Modular Metering

Modules hang easily on mounting rails and secure quickly with swing-into-place mounting brackets. Bottoms line up flush to simplify stubbing.

Meter Mod III is a modular system consisting of main and meter modules available in single- and three-phase types.

Bus connections slip smoothly together. Joint bolts use captive hardware and are accessible from the front without requiring the removal of meter socket interiors.

Mini Mod III is a self-contained single-phase system complete with main lugs and up to six meter sockets.



On-site phase balancing is simple. For three-phase service, just reposition one front-accessible phase connector post per meter module to phase balance single-phase units.

All enclosures are combination indoor/outdoor to maximize installation flexibility and minimize inventory requirements.

Removable knockout backplates, along with endwall knockouts, make service cable threading easy and fast.

All components are UL Listed, with short circuit ratings to 100kAIC. Use them on circuits up to 100kAIC with just standard THQP/THQL/THQB breakers in downstream panels.

Three-phase sockets are 7-jaw HQ 7 with built-in manual lever bypass and jaw release. Single-phase socket jaws are spring-reinforced for tight, dependable connections. Individual jaws and the entire socket can be replaced from the front. Six different optional bypass kits are available.

Catalog Number System for Meter Modules

For illustrative purposes only.

T MP 3 8 6 20 T R							
GE Identification	Type	Insert for 3-phase	Horizontal Bus Rating	Socket Positions	Socket Rating	Insert for Tenant Breakers	Enclosure
	MM = Mini Mod, ring type		2 = 200A	1-6	12 = 125A		R = Type 3R rainproof
	MP = Meter Mod, ring type		4 = 400A		20 = 200A		
	MPR = Meter Mod, ringless		6 = 600A		22 = 225A		
			8 = 800A		40 = 400A		
			12 = 1200A				

Catalog Number System for Main Modules

For illustrative purposes only.

T MP 3 F 8 R					
GE Identification	Type	Insert for 3-phase	Type	Maximum Rating	Enclosure
	MP = Meter Mod, ring type		B = Breaker	2 = 200A	R = Type 3R rainproof
			F = Fusible	4 = 400A	
			L = Lug only	6 = 600A	
			U = Underground	8 = 800A	
			pull box	12 = 1200A	



[SELECTION TABLES.] Mini Mod® III Modular Metering

- 1-phase/3-wire
- 120/240 and 208Y/120 (Network) Volts ac
- UL Listed (Panelboards No. 67)
- Indoor/Outdoor Construction
- Ring-Type and Ringless Meter Sockets
- Bondable Neutral, Strap Included
- 11-inch Mounting Z Rail Included
- Swingaway Mounting Feet Factory Installed

How To Order

1. Page 34 — Basic Device
2. Page 35 — Tenant Main Circuit Breakers
3. Page 35 — Accessories, if desired

Basic Devices

Number of Meters	Main Ampere Ratings	Ring-Type Sockets ^① Cat. No.	Ringless Sockets ^② Cat. No.
125 Amp Sockets			
2	200	TMM2212R	TMMR2212R
3	400	TMM4312R	TMMR4312R
4	400	TMM4412R	TMMR4412R
5	600	TMM6512R	TMMR6512R
6	600	TMM6612R	TMMR6612R
200 Amp Sockets			
2	400	TMM4220R ^③	TMMR4220R ^③
3	600	TMM6320R	TMMR6320R
4	600	TMM6420R	TMMR6420R
5	600	TMM6520R	TMMR6520R
6	600	TMM6620R	TMMR6620R

^① One snap-type, aluminum sealing ring (TSR5) per socket included.
^② Includes factory installed fifth jaw. Available with factory installed horn-type by-pass. Add "HBEB" suffix to catalog number.
^③ (2) 250-500 kcmil lugs provided.

Mini Mod Lug Wire Sizes

(AWG/kcmil) (Cu/Al)

Ampere Rating	Main Lug	Service Ground	Equipment Ground
200	(1) 6-300	6-2/0	14-4
400	(1) 6-600 or (2) 2/0-250	4-300	14-4
600	(2) 250-500	4-300	14-4

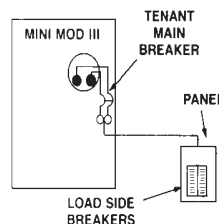
Short Circuit Current Rating —UL Listed

All Mini Mod III's are UL Listed for the short circuit rating at 240V ac maximum in rms symmetrical Amperes of the tenant breaker installed, selected from the table below.

The short circuit rating is limited to the lowest interrupting rating of any tenant breaker installed.

Replacement breakers shall be of the same manufacturer and type and shall have an interrupting rating equal or greater to the interrupting rating of any tenant breaker presently installed in this device.

Tenant Main Breaker Frame	UL Listed AIC Rating
TMQD	100,000
TMQL	42,000
THQD	22,000
THQL	22,000
TQD	10,000
THQL	10,000



GE breakers rated 10,000 AIC or greater when installed on the load side of Mini Mod III are protected for the interrupting rating per the UL Listing marked on the tenant breaker.

Tenant Main Circuit Breaker

For 125 Amp Sockets

Ampere Rating	10,000 AIC Cat. No.	22,000 AIC Cat. No.	42,000 AIC Cat. No.
60	THQL2160	THHQL2160	TMQL2160
70	THQL2170	THHQL2170	TMQL2170
80	THQL2180	THHQL2180	TMQL2180
90	THQL2190	THHQL2190	TMQL2190
100	THQL21100	THHQL21100	TMQL21100
110	THQL21110	THHQL21110	—
125	THQL21125	THHQL21125	TMQL21125
125, sub-feed lug kit, no over-current protection	TMQL21125SF	—	—

For 200 Amp Sockets

Ampere Rating	10,000 AIC Cat. No.	22,000 AIC Cat. No.	100,000 AIC Cat. No.
60	—	—	TMQD22060
70	—	—	TMQD22070
80	—	—	TMQD22080
90	—	—	TMQD22090
100	TQD22100	THQD22100	TMQD22100
125	TQD22125	THQD22125	TMQD22125
150	TQD22150	THQD22150	TMQD22150
175	TQD22175	THQD22175	TMQD22175
200	TQD22200	THQD22200	TMQD22200

Tenant Main Lug Wire Sizes (AWG/kcmil)

Type	Ampere Rating	Copper	Aluminum
THQL THHQL	60	8-3	8-2
	70-100	6-1/0	4-1/0
TMQL	110-125	2-2/0	2-2/0
	60-125	10-1/0	10-1/0
TMQD	60-90	6-1/0	6-1/0
	100-150	6-4/0	6-4/0
	175-225	1/0-300	1/0-300
TQD, THQD	100-200	1-300	1-300

Accessories — Field Installed

Description	Cat. No.
Semi-Flush Kits 125A Sockets - 2 gang - 3 and 4 gang - 5 and 6 gang 200A Sockets - 3 and 4 gang - 5 and 6 gang	TMM12SF2 TMM12SF4 TMM12SF6 TMM20SF4 TMM20SF6
Compression Lug Landing Kit — 600 Amp Includes 3 pads each with 2 threaded stud connections (and hardware) for compression or mechanical lugs with NEMA 2-hole bolt configuration (lugs not furnished). Not suitable for 2-gang.	TMM6CLL
By-pass Kits Manual Slider-Type (Ring Type Only)① - 125 Amp top socket for 3, 5 and 6 gang - 125 Amp for all other sockets - 200 Amp for all sockets Jumper Straps Type — fits all (Ring Type Only)② (use with TMCG) Cover Including Jumper Strap Type — fits all (Ring Type Only)③ Horn-Type fits all (Ringless Only)① Totalizing Jumper Type① - 125 Amp - 200 Amp	TMBPM12TA TMBPM12A TMBPM20A TMBPJ20③ TMBPC20③ TMBPH20A TMBPT10③ TMBPT20③
Fifth Jaw Kits - Bused: 3, 6 or 9 o'clock mounting; Order two for fifth and sixth jaw. Not suitable for 2-gang. - Isolated: 3 or 9 o'clock mounting	TM5JA TM5JUA
Sealing Rings - Screw-Type, Aluminum - Clamp-Type, Stainless Steel - Snap-Type, Stainless Steel - Screw and Lock-Type, Aluminum - Snap-Type, Aluminum (Standard)	TSR1 TSR2 TSR3 TSR4 TSR5
Steel Meter Socket Covers Blank (fits bottom position only) - 125 Amp - 200 Amp Ringless (Field-converts ring-type to ringless) - 125 Amp top socket for 3, 5 and 6 gang - 125 Amp for all other sockets - 200 Amp for all sockets	TMCB12B TMCB20B TMCR12T TMCR12 TMCR20
Glass Meter Socket Cover Plate	TMCG
Lexan Meter Socket Cover Plate	TMCP
Equipment Ground Bar, (6) 6-2/0	TMEG
Individual Meter Socket Barrier Kit (includes 6)	TMBR
Mounting Z Rail, 4-foot	TMZR
Lug Kit for (3) 4/0 cable	TMPAL40

① 100 Amps continuous.
② 200 Amps continuous.
③ Not UL Listed.



[SELECTION TABLES.] Meter Mod® III Modular Metering

- UL Listed (details below)
- Short Circuit Ratings through 100,000 Amperes Symmetrical
- Intermixable Single- and Three-phase Main and Meter Modules
- Indoor/Outdoor Construction
- Individual Meter Covers
- 11-inch Mounting Z Rail Included
- Numerous Accessories

How To Order

1. Page 36 — Determine available fault current and select required modular metering components.
2. Page 37 — Select main module with required:
 - Type (Breaker, Switch, Lug, Pull Box, Bused)
 - Short Circuit Rating
 - Phase
 - Amperage
3. Page 39 — Select meter modules to supply required number and amperage of branches.
4. Page 39 — Select field installed tenant main breakers.
5. Page 40 — Select accessories to comply with local requirements.

UL Standard Listing and File Numbers

Modular Metering Equipment	UL Standard for Safety	UL File No.
Meter Modules	No. 67 Panelboards	E8741
Main Modules		
– Breaker	No. 489 Molded Case Circuit Breakers	E11713
– Switch	No. 98 Enclosed Switches	E9565
– Lug	No. 67 Panelboards	E8741
– Pull Box	No. 869 Service Equipment	E84701
Tenant Main Breakers		
– THQL, TOD	No. 489 Molded Case Circuit Breakers	E11592
– THHQL, THQD	No. 489 Molded Case Circuit Breakers	E11592
– TMQL, TMOD	No. 489 Molded Case Circuit Breakers	E11713
Accessories		
– Meter	No. 414 Meter Sockets	E8741
– Other	No. 67 Panelboards	E8741

36

Modular Metering System Short Circuit Rating — UL Listed

Available Short Circuit Current rms Symmetrical Amperes @ 240 Volts AC	Main Module ①			Meter Module	Load Center	Panelboard
	Switch	Breaker	Lug	Tenant Main Breaker Type	Branch Breaker Type	Branch Breaker Type
10,000	All	All	All	THQL, TOD, TEB, TMQL, TMOD	THQP, THQL, TODL	THQL, THQB
22,000	All	All	All	THHQL, THQD, TMQL, TMOD	THQP, THQL, TODL	THQL, THQB
42,000	All	All	All	TMQL, TMOD	THQP, THQL, TODL	THQL, THQB
65,000	All	400-600A: TMPSHB 800-1200A: TMPSB	All	TMOD	THQP, THQL, TODL	THQL, THQB
100,000	All	400-600A: TMPSHB	All	TMOD	THQP, THQL, TODL	THQL, THQB

① Main Pull Box Module is UL Listed for use with and at the short circuit rating of main switch and breaker modules.

Short Circuit Interrupting Ratings

These panel boards have a maximum short circuit current rating of 100,000 RMS symmetrical amperes, 240 volts AC max. The actual rating depends on the branch breakers and the main breaker, if any, installed in or ahead of the panel board. The correct combinations for various short circuit ratings follow. Any additional or replacement breakers must be a General Electric type, as indicated, with equal or greater interrupting capacity.

Max. short circuit rating, RMS symmetrical amperes, 240VAC or 120/240VAC	Main Circuit Breaker	Branch Circuit Breaker
	When the breaker protecting the panel board, separate or integral, is GE Type	And when branch breakers installed are GE Type
10,000	None, THQL, TQMV, SKH, SGD, SGH, SGL	THQP, THQL, THQLGF, TOD, THHQL, THQD, TMOB, TMQL
22,000	None, THHQL, THQMV, SKH (300-1200A), SGD, SGH (125-600A)	THQP, THQL, THQLGF, TOD, THHQL, THQD, TMOB, TMQL
42,000	TMOB, TMQL, 300V Class T Fuse (600A max.)	THQP, THQL, THQLGF, TOD, THHQL, THQD, TMOB, TMQL
65,000	SGD, SGH (125-600A)	THQL, THHQL, TOD, THQD, TMOB, TMOB, TMQL
100,000	TMOD, SGL (125-600A)	THQP, THQL, THQLGF, THHQL, TOD, THQD, TMOB, TMQL
	300V Class T Fuse (400A max.)	THQP, THQL, THHQL, TOD, THQD, TMOB, TMQL

① 15-30A only.
 ② Suitable as branch breaker when tenant main provided is: THQL, THHQL, TMQL, TOD, TMOB.
 ③ 100-200A, 2-pole only.
 ④ 125-225A, 2- and 3-pole only.

[SELECTION TABLES.] Meter Mod® III Modular Metering Main Modules

End or Center Mounting

Main Ampere Rating	Short Circuit Rating rms Sym. Amps	Single-Phase	Three-Phase	Main Wire Size AWG/kcmil Cu/Al		Compression Lug Landing Kits NEMA 2-Hole Spacing (Order Separately)	
		120/240VAC-1PH/3W	240/120VAC-3PH/4W 208Y/120VAC-3PH/4W 120/240VAC-1PH/3W	Phase	Neutral	Stud Sets Per Phase and Neutral	Cat. No.
		Cat. No.	Cat. No.				
Main Breaker Modules — Breaker Included, Top or Bottom Feed							
400	42,000	TMP SB4R	TMP3SB4R	Al: (2) 2/0-500 or (1) 6-600 Cu: (2) 2/0-400 or (1) 6-600	(2) 2-600	—	—
400	100,000	TMP SHB4R	TMP3SHB4R	Al: (2) 2/0-500 or (1) 6-600 Cu: (2) 2/0-400 or (1) 6-600	(2) 2-600	—	—
600	42,000	TMP SB6R	TMP3SB6R	Al: (2) 2/0-500 or (1) 6-600 Cu: (2) 2/0-400 or (1) 6-600	(2) 2-600	—	—
600	100,000	TMP SHB6R	TMP3SHB6R	Al: (2) 2/0-500 or (1) 6-600 Cu: (2) 2/0-400 or (1) 6-600	(2) 2-600	—	—
800	65,000	TMP SB8R	TMP3SB8R	Al/Cu: (3) 3/0-500	(4) 250-500	—	—
1000 [Ⓛ]	65,000	TMP SB10R	TMP3SB10R	Al: (4) 250-500 Cu: (4) 250/350	(4) 250-500	—	—
1200 [Ⓛ]	65,000	TMP SB12R	TMP3SB12R	Al: (4) 250-500 Cu: (4) 250/350	(4) 250-500	—	—
Main Switch Modules — T Fuses Not Included 400-800 amp modules accept Class T fuses (available from table on page 38). 1200-2000 amp modules accept Class L fuses.							
Top Feed							
400	100,000	TMP FT4R	TMP3FT4R	(1) 1/0-750 or (2) 1/0-300	(1) 1/0-750 or (2) 1/0-300	1	TMP3F8CLL1
600	100,000	TMP FT6R	TMP3FT6R	(2) 2-600	(2) 2-600	1	TMP3F8CLL1
800 [Ⓛ]	100,000	TMP FT8R	TMP3FT8R	(4) 3/0-750	(4) 3/0-750	1	TMP3F8CLL1
1200 [Ⓛ]	100,000	TMP FT12R	TMP3FT12R	(4) 2-500	(4) 2-500	—	—
1600 [Ⓛ]	100,000	—	TMP3FT16R	(5) 4-600	(5) 4-600	—	—
2000 [Ⓛ]	100,000	—	TMP3FT20R	(6) 4-600	(6) 4-600	—	—
Bottom Feed							
400	100,000	TMP FB4R	TMP3FB4R	(1) 1/0-750 or (2) 1/0-300	(1) 1/0-750 or (2) 1/0-300	1	TMP3F8CLL1
600	100,000	TMP FB6R	TMP3FB6R	(2) 4-600	(2) 4-600	1	TMP3F8CLL1
800 [Ⓛ]	100,000	TMP FB8R	TMP3FB8R	(4) 3/0-750	(4) 3/0-750	1	TMP3F8CLL1
1200 [Ⓛ]	100,000	TMP FB12R	TMP3FB12R	(4) 2-500	(4) 2-500	—	—
1600 [Ⓛ]	100,000	—	TMP3FB16R	(5) 4-600	(5) 4-600	—	—
2000 [Ⓛ]	100,000	—	TMP3FB20R	(6) 4-600	(6) 4-600	—	—

[Ⓛ] Center-feed only for single-phase meter modules.
[Ⓛ] Field convertible to Class L fusing, no kit required.

Main Breaker Modules

Alternate Rating Plugs — Field Installed

Main Ampere Rating	Alternate Rating	Rating Plug Cat. No.
400	225	SRPG400A225
	250	SRPG400A250
	300	SRPG400A300
	350	SRPG400A350
600	400	SRPG600A400
	450	SRPG600A450
	500	SRPG600A500
800	600	SRPK800A600
	700	SRPK800A700
1000	800	SRPK1200A800
1200	1000	SRPK1200A1000

Shunt Trip-Field Installed

Shunt Trip for Use on All Main Breaker Modules	Cat. No.
120Vac Shunt Trip	SAST1
240Vac Shunt Trip	SAST2

[SELECTION TABLES.] Meter Mod® III Modular Metering Main Modules

End or Center Mounting

Main Ampere Rating	Short Circuit Rating rms Sym. Amps	Single-Phase	Three-Phase	Main Wire Size AWG/kcmil Cu/Al		Compression Lug Landing Kits NEMA 2-Hole Spacing (Order Separately)	
		120/240VAC-1PH/3W	240/120VAC-3PH/4W 208Y/120VAC-3PH/4W 120/240VAC-1PH/3W	Phase	Neutral	Stud Sets Per Phase and Neutral	Cat. No.
		Cat. No.	Cat. No.				
Main Switch Modules — Continued							
Bottom Feed with Integral Pull Box (Lugs Not Included)①							
400	100,000	TMPFB4RCLL	TMP3FB4RCLL	—	—	Included	
600	100,000	TMPFB6RCLL	TMP3FB6RCLL	—	—	Included	
800②	100,000	TMPFB8RCLL	TMP3FB8RCLL	—	—	Included	
Main Lug Modules — Lugs Included, Top or Bottom Feed							
400	100,000④	Use 3-Phase Module	TMP3L4R	(1) 6-600 or (2) 1/0-250	(1) 6-600 or (2) 1/0-250	1	TMP3L6CLL
600	100,000④	Use 3-Phase Module	TMP3L6R	(2) 250-500	(2) 250-500	1	TMP3L6CLL
800	100,000④	TMPL8R	TMP3L8R	(4) 250-500	(4) 250-500	2	TMP3L12CLL1
1200②	100,000④	TMPL12R	TMP3L12R	(4) 250-500	(4) 250-500	2	TMP3L12CLL1

Main Pull Box Modules — Top or Bottom Feed⑤

Main Ampere Rating	Short Circuit Rating rms Sym. Amps	Single-Phase	Three-Phase	Load Wire Size Phase and Neutral AWG/kcmil, Cu/Al	Line Stud Sets Phase and Neutral NEMA 2-Hole Spacing
		120/240VAC-1PH/3W	240/120VAC-3PH/4W 208Y/120VAC-3PH/4W 120/240VAC-1PH/3W		
		Cat. No.	Cat. No.		
400	100,000④	TMPU4R	TMP3U4R	(1) 1/0-750 OR (2) 1/0-300	1
800	100,000④	TMPU8R	TMP3U8R	(2) 1/0-750 or (4) 1/0-300	2
1200③	100,000④	TMPU12R	TMP3U12R	(4) 2-600	3

Class T Fuses

Frame Size	Ampere Rating	Cat. No.
400	250	TFUSE250
	300	TFUSE300
	350	TFUSE350
	400	TFUSE400
600	500	TFUSE500
	600	TFUSE600
800	800	TFUSE800

Alternate Lug Kit

Description	Cat. No.
Accepts (4) 3/0-750 mcm for use with 400 and 600A switch	TMPL40

- ① Meets EUSERC requirements. When meter stacks are mounted on handle side of switch, include TMPS12 spacer.
 ② Field convertible to Class L fusing, no kit required.
 ③ Center-feed only for single-phase meter modules.
 ④ Limited to the lowest marked short circuit rating of the main and meter modules used.
 ⑤ Main pull box modules include lugs only. Cross bus is not included with the modules.

[SELECTION TABLES.] Meter Mod® III Modular Metering

Single-Phase Meter Modules And Accessories

- 1-phase/3-wire, 120/240 Volts ac and 3-phase/4-wire, 208Y/120 Volts ac
- UL Listed (details on page 36)
- 800 Amp, 4-wire Cross Bus
- Ring-Type and Ringless Meter Sockets
- Front Accessible Field Phase Balancing by Meter Module
- (1) 14-4 Equipment Ground per Socket Factory Installed

Meter Modules

Number of Meters	Ring-Type Sockets ^① Cat. No.	Ringless Sockets Cat. No.
125 Amp Sockets^②		
2	TMP8212R	TMPR8212R ^③
3	TMP8312R	TMPR8312R ^③
4	TMP8412R	TMPR8412R ^③
5	TMP8512R	TMPR8512R ^③
6	TMP8612R	TMPR8612R ^③
200 Amp Sockets^②		
2	TMP8220R	TMPR8220R ^③
3	TMP8320R	TMPR8320R ^③
4	TMP8420R	TMPR8420R ^③
200 Amp Commercial Sockets^③		
1	—	TMP8120RTAB
1	—	TMP8120RTBC
1	—	TMP8120RTAC
2	—	TMP112220RTAB
2	—	TMP112220RTAC
2	—	TMP112220RTBC
3	—	TMP112320RTAB
3	—	TMP112320RTAC
3	—	TMP112320RTBC

Tenant Main Circuit Breakers for 125 Amp Sockets

Ampere Rating	10,000 AIC Cat. No.	22,000 AIC Cat. No.	42,000 AIC Cat. No.
60	THQL2160	THHQL2160	TMQL2160
70	THQL2170	THHQL2170	TMQL2170
80	THQL2180	THHQL2180	TMQL2180
90	THQL2190	THHQL2190	TMQL2190
100	THQL21100	THHQL21100	TMQL21100
110	THQL21110	THHQL21110	TMQL21110
125	THQL21125	THHQL21125	TMQL21125
125, sub-feed lug kit, no over-current protection	TMQL21125SF	—	—

For 200 Amp Sockets

Ampere Rating	10,000 AIC Cat. No.	22,000 AIC Cat. No.	100,000 AIC Cat. No.
60	—	—	TMOD22060
70	—	—	TMOD22070
80	—	—	TMOD22080
90	—	—	TMOD22090
100	TQD22100	THQD22100	TMOD22100
125	TQD22125	THQD22125	TMOD22125
150	TQD22150	THQD22150	TMOD22150
175	TQD22175	THQD22175	TMOD22175
200	TQD22200	THQD22200	TMOD22200

Accessories — Field Installed

Description	Cat. No.
By-pass Kits Manual Slider-Type (Ring Type Only) ^④ – 125 Amp top socket for 2 and 3 gang – 125 Amp for all other sockets – 200 Amp for all sockets Jumper Straps Type — fits all (Ring Type Only) ^④ (use with TMCG) Cover Including Jumper Strap Type — fits all (Ring Type Only) ^④ Horn-Type fits all (Ringless Only) ^④ Totalizing Jumper Type ^④ – 125 Amp – 200 Amp	TMBPM12TA TMBPM12A TMBPM20A TMBPJ20 ^⑤ TMBPC20 ^⑤ TMBPH20A TMBPT10 ^⑤ TMBPT20 ^⑤
Fifth Jaw Kits – Isolated; 3 or 9 o'clock mounting	TM5JUA
Sealing Rings – Screw-Type, Aluminum – Clamp-Type, Stainless Steel – Snap-Type, Stainless Steel – Screw and Lock-Type, Aluminum – Snap-Type, Aluminum (Standard)	TSR1 TSR2 TSR3 TSR4 TSR5
Steel Meter Socket Covers Blank (fits bottom position only) – 125 Amp – 200 Amp Ringless (Field-converts ring-type to ringless) – 125 Amp top socket for 2 and 3 gang – 125 Amp for all other sockets – 200 Amp for all sockets	TMCB12B TMCB20B TMCR12T TMCR12 TMCR20
Glass Meter Socket Cover Plate	TMCG
Lexan Meter Socket Cover Plate	TMCP
Equipment Ground Bar, (6) 6-2/0	TMEG
Individual Meter Socket Barrier Kit (includes 6)	TMBR
Mounting Z Rail, 4-foot	TMZR
Spacer, 4-inch, 4 Cross Bus Rated, 1200 Amp	TMPS12
Elbow – 16 x 16 inch, 4 Cross Bus Rated 1200 Amp ^⑦ – 12 x 12 inch, 4 Cross Bus Rated 1200 Amp ^⑦	TMPE12 TMPE12A

① One snap-type, aluminum sealing ring (TSR5) per socket included.
 ② Available with factory installed horn-type by-pass. Add "HBE" suffix to catalog number.
 ③ Meets EUSERC requirements. Suffix AB, BC, AC to the catalog numbers reflect the phase balancing.
 ④ 100 Amp continuous.
 ⑤ Not UL Listed.
 ⑥ 200 Amp continuous.
 ⑦ Indoor Type 1.
 ⑧ Includes factory installed fifth jaw.

[SELECTION TABLES.] Meter Mod® III Modular Metering Single-Phase Meter Modules With Lever Bypass And Accessories

- 1-phase/3-wire, 120/240 Volts ac and 3-phase/4-wire, 208Y/120 Volts ac
- UL Listed (details on page 36)
- 1200 Amp, 4-wire Cross Bus
- Five Jaw Ringless Meter Sockets with Lever Bypass
- Front Accessible Field Phase Balancing by Meter Socket
- (1) 14-2 Equipment Ground per Socket Factory Installed

Meter Modules

Number of Meters	Ringless Sockets Cat. No.
225 Amp Sockets	
1	TMPR12122R
2	TMPR12222R
3	TMPR12322R
4	TMPR12422R

Tenant Main Circuit Breakers

Ampere Rating	10,000 AIC Cat. No.	22,000 AIC Cat. No.	100,000 AIC Cat. No.
15	TEB122015①	—	—
20	TEB122020①	—	—
25	TEB122025①	—	—
30	TEB122030①	—	—
35	TEB122035①	—	—
40	TEB122040①	—	—
45	TEB122045①	—	—
50	TEB122050①	—	—
60	TEB122060①	—	TMQD22060
70	TEB122070①	—	TMQD22070
80	TEB122080①	—	TMQD22080
90	TEB122090①	—	TMQD22090
100	TEB122100①	THQD22100	TMQD22100
125	TEB122125	THQD22125	TMQD22125
150	TEB122150	THQD22150	TMQD22150
175	TEB122175	THQD22175	TMQD22175
200	TEB122200	THQD22200	TMQD22200
225	TEB122225	Use TMQD	TMQD22225

Tenant Main Lug Wire Sizes (AWG/kcmil)

Type	Ampere Rating	Copper	Aluminum
TEB	15-30	14-8	14-8
	35-60	14-3	12-1
	70-100	6-2/0	4-2/0
THQL THHQL	60	8-3	8-2
	70-100	6-1/0	4-1/0
	110-125	2-2/0	2-2/0
TMQL	60-125	10-1/0	10-1/0
TMQD	60-90	6-1/0	6-1/0
	100-150	6-4/0	6-4/0
	175-225	1/0-300	1/0-300
TQD, THQD	100-200	1-300	1-300

Accessories — Field Installed

Description	Cat. No.
TEB Breaker Mounting Kit	TMTEB
Barrel Lock Bracket and Guard Kit	TMBL③
Totalizing Jumper Type Bypass Kit②	TMBPT320③
Replacement Phase Balancing Jumper Kit⑤	TMJ31
Blank Meter Socket Cover-Steel, Fits All Positions	TMCB322
Individual Meter Socket Barrier Kit (includes 6)	TMBR3
Insulator for Lever Bypass Handle	TMHN
Mounting Z Rail, 4-foot	TMZR
Spacer, 4-inch, 4 Cross Bus Rated 1200 Amps	TMPS12
Elbow	
- 16 x 16 inch, 4 Cross Bus Rated 1200 Amp④	TMPE12
- 12 x 12 inch, 4 Cross Bus Rated 1200 Amp④	TMPE12A

① Requires one TMTEB per breaker.

② 180 Amps continuous.

③ Not UL Listed.

④ Indoor Type 1.

⑤ Required one per socket for three-phase in, single-phase out application.
Not required for A-B phasing. (Sufficient number of kits are supplied with stacks.)

[SELECTION TABLES.] Meter Mod® III Modular Metering

Three-Phase Meter Modules And Accessories

- 3-phase/4-wire, 240/120 Volts ac, 3-phase/4-wire, 208Y/120 Volts ac, and 1-phase/3-wire, 120/240 Volts ac
- UL Listed (details on page 36)
- 1200 Amp, 4-wire Cross Bus
- Seven Jaw Ringless Meter Sockets with Lever Bypass
- (1) 14-2 Equipment Ground per Socket Factory Installed
- Swingaway Mounting Feet Factory Installed

Meter Modules

Number of Meters	Ringless Sockets Cat. No.
225 Amp Sockets	
1	TMPR312122R
2	TMPR312222R
3	TMPR312322R
4	TMPR312422R
400 Amp Socket	
1 ^①	TMPR312140TR
200 Amp Commercial Socket^⑥	
1	TMP38120RT
2	TMP312220RT
3	TMP312320RT

Accessories — Field Installed

Description	Cat. No.
TEB Breaker Mounting Kit	TMTEB
Barrel Lock Bracket and Guard Kit	TMBL ^⑤
Totalizing Jumper Type Bypass Kit ^③	TMBPT320 ^⑤
Replacement Phase Balancing Jumper Kit ^⑤	TMPJ31
Blank Meter Socket Cover-Steel, Fits All Positions	TMCB322
Individual Meter Socket Barrier Kit (includes 6)	TMBR3
Insulator for Lever Bypass Handle	TMHN
Mounting Z Rail, 4-foot	TMZR
Spacer, 4-inch, 4 Cross Bus Rated 1200 Amps	TMPS12
Elbow	
- 16 x 16 inch, 4 Cross Bus Rated 1200 Amp ^④	TMPE12
- 12 x 12 inch, 4 Cross Bus Rated 1200 Amp ^④	TMPE12A

Tenant Main Circuit Breakers

Ampere Rating	10,000 AIC Cat. No.	22,000 AIC Cat. No.	100,000 AIC Cat. No.
15	TEB132015 ^②	—	—
20	TEB132020 ^②	—	—
25	TEB132025 ^②	—	—
30	TEB132030 ^②	—	—
35	TEB132035 ^②	—	—
40	TEB132040 ^②	—	—
45	TEB132045 ^②	—	—
50	TEB132050 ^②	—	—
60	TEB132060 ^②	—	TMOD32060
70	TEB132070 ^②	—	TMOD32070
80	TEB132080 ^②	—	TMOD32080
90	TEB132090 ^②	—	TMOD32090
100	TEB132100 ^②	THQD32100	TMOD32100
125	TQD32125	THQD32125	TMOD32125
150	TQD32150	THQD32150	TMOD32150
175	TQD32175	THQD32175	TMOD32175
200	TQD32200	THQD32200	TMOD32200
225	Use TMOD	Use TMOD	TMOD32225

- ① Requires two tenant main breakers, 400 Amp maximum sum of branch ratings.
- ② Requires one TMTEB per breaker.
- ③ 180 Amps continuous.
- ④ Indoor Type 1.
- ⑤ Not UL Listed.
- ⑥ Meets EUSERC requirements.

Tenant Main Lug Wire Sizes (AWG/kcmil)

Type	Ampere Rating	Copper	Aluminum
TEB	15-30	14-8	14-8
	35-60	14-3	12-1
	70-100	6-2/0	4-2/0
THQL THHQL	60	8-3	8-2
	70-100	6-1/0	4-1/0
	110-125	2-2/0	2-2/0
TMQL	60-125	10-1/0	10-1/0
	60-90	6-1/0	6-1/0
TMOD	100-150	6-4/0	6-4/0
	175-225	1/0-300	1/0-300
	100-200	1-300	1-300

[DIMENSIONS AND KNOCKOUTS.] Mini Mod® III Modular Metering

Dimensions

Cat. No.	Figure No.	Dimensions (inches)				
		W	H	D	A	B
TMM2212R	1	11½	34¾	5½	18	9
TMMR2212R	1	11½	34¾	5½	18	9
TMM4312R	3	24¾	48¾	7	12½	9
TMMR4312R	3	24¾	48¾	7	12½	9
TMM4412R	3	24¾	48¾	7	12½	9
TMMR4412R	3	36¾	41½	7	12½	9
TMM6512R	2	36¾	41½	7	12½	9
TMMR6512R	2	36¾	41½	7	12½	9
TMM6612R	2	36¾	41½	7	12½	9
TMMR6612R	2	36¾	41½	7	12½	9
TMM4220R	5	25½	38	6¾	13¾	12¾
TMMR4220R	5	25½	38	6¾	13¾	12¾
TMM6320R	5	25½	61	6¾	14¾	12¾
TMMR6320R	5	25½	61	6¾	14¾	12¾
TMM6420R	5	25½	61	6¾	14¾	12¾
TMMR6420R	5	25½	61	6¾	14¾	12¾
TMM6520R	4	38¾	48¾	6¾	14¾	12¾
TMMR6520R	4	38¾	48¾	6¾	14¾	12¾
TMM6620R	4	38¾	48¾	6¾	14¾	12¾
TMMR6620R	4	38¾	48¾	6¾	14¾	12¾

Knockouts

Symbol	•	A	B	C	D	E	F	G	H	I	J	K	L
Conduit Size in Inches	½	½	—	—	—	—	—	—	—	—	—	—	—
	¾	¾	—	—	—	—	—	—	—	—	—	—	—
	1	1	1	1	1	1	—	—	—	—	—	—	—
	1½	—	1½	1½	1½	1½	—	—	—	—	—	—	—
	2	—	—	2	2	2	2	2	2	—	—	—	—
	2½	—	—	—	—	2½	2½	2½	2½	2½	—	—	—
	3	—	—	—	—	—	—	3	3	3	3	—	—
	3½	—	—	—	—	—	—	—	3½	3½	3½	—	—
	4	—	—	—	—	—	—	—	—	4	4	4	—
	5	—	—	—	—	—	—	—	—	—	—	—	5

Figure 2, 3, 4 and 5 has a removable top drip hood and open end wall.

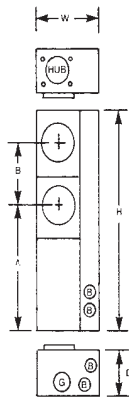


Fig. 1

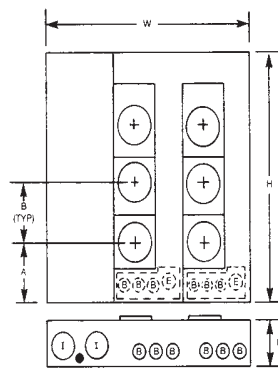


Fig. 2

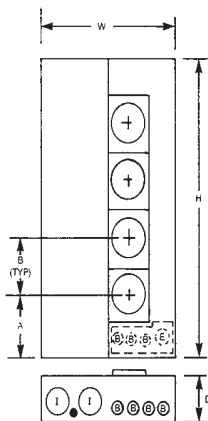


Fig. 3

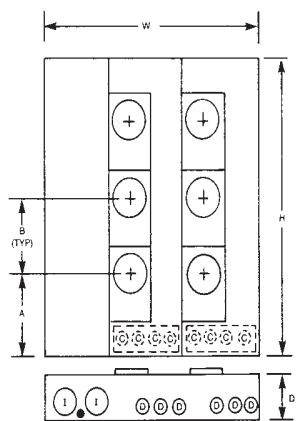


Fig. 4

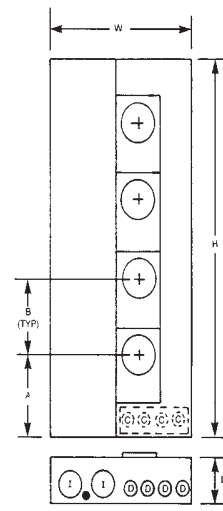


Fig. 5

Figure 4 has a removable top drip hood and open end wall.

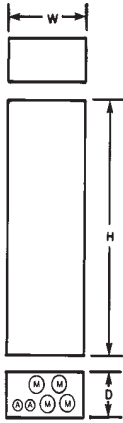


Fig. 4

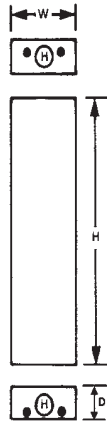


Fig. 5

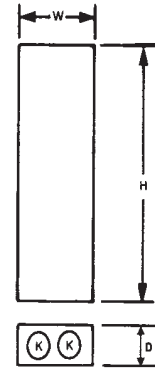


Fig. 6

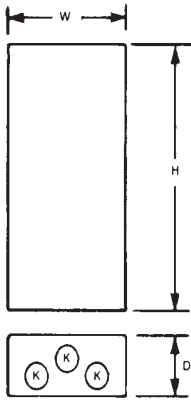


Fig. 7

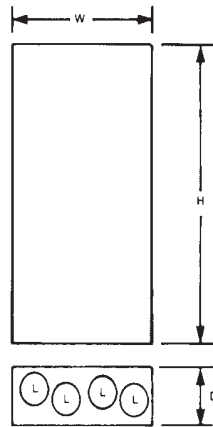


Fig. 8

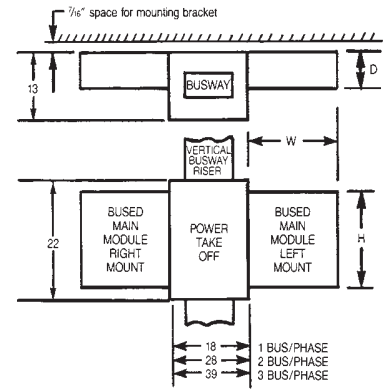


Fig. 9

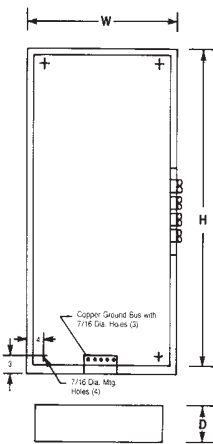


Fig. 10 (no knockouts)

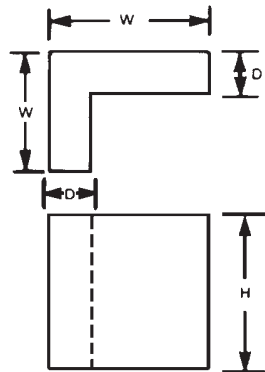


Fig. 11

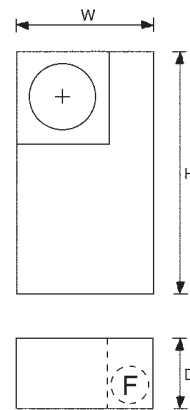


Fig. 12

[BASIC ELECTRICITY.] Technical Information

The Language of Electrical Protection

120 volt circuit. Consisting of one *hot wire* protected by a single-pole breaker plus one *neutral wire* and one *ground wire*. This type of circuit is typically used to feed wall outlets, lights and small appliances.

120/240 volt system. A typical electrical system provided by utilities, consisting of two *hot wires* and one *neutral wire* and protected by a two-pole breaker. It is capable of feeding both 120 and 240 volt circuits.

240 volt circuit. Consisting of two *hot wires* protected by a two-pole breaker plus one *ground wire* and frequently one *neutral wire*. A 240 volt circuit usually feeds major appliances, such as a range, central air conditioner or electric dryer.

Amp (A). A measurement of the rate of flow of electrons along a wire. A simple comparison would be the gallons-per-second measurement used in plumbing. $Watts \div volts = amps$.

Arc fault circuit interrupter (AFCI). A specialized type of *circuit breaker* that stops electricity to a *circuit* to which it is connected when it detects arc faults caused by broken insulation or frayed extension cords. AFCIs thus prevent potential fires. The *National Electrical Code* will require AFCIs for bedroom circuits beginning in 2002.

Branch circuit breaker. A *circuit breaker* protecting a single circuit in a home. Single-pole branch breakers typically protect 120 volt circuits and come in ratings of 15 to 50 amps. Two-pole breakers are usually used for circuits that feed major appliances and, for home use, are available in ratings up to 125 amps.

Circuit. The path electricity follows as it moves along a conductor. Branch circuits distribute power to the parts of a home where it's needed.

Circuit breaker. A resettable device that automatically stops electrical flow in a *circuit* when an *overload* or *short circuit* occurs. Like a *fuse*, a circuit breaker (located in a *load center*) protects a home's wiring from becoming overheated and possibly causing a fire. Also see *branch circuit breakers* and *main circuit breakers*.

Conductor. A material capable of carrying electricity's energy.

Current. The rate of flow of electrons through a *conductor*, measured in *amps*.

Electron. An invisible particle of negatively charged matter that moves at the speed of light through an electrical circuit.

Fuse. A safety device that, like a *circuit breaker*, automatically stops electrical flow in a *circuit* when an *overload* or *short circuit* occurs.

Ground. Refers literally to earth, which has an electrical potential (*voltage*) of zero.

Ground fault circuit interrupter (GFCI). A safety device that senses shock hazard to a far greater degree than *circuit breakers* or *fuses*, and automatically stops electrical flow to a circuit.

Ground wire. The *conductor* used to connect the electrical equipment to earth at the *service entrance* point, minimizing the potential for electrical shock. Clad in green insulation or unclad.

Hot wire. The *conductor* that carries electricity from the utility to a *load center*, or from a *branch circuit breaker* or *fuse* to a receptacle or appliance. It is normally clad in red or black insulation. Also see *neutral wire* and *ground wire*.

Insulation. A non-conductive covering that protects wires and other *conductors* of electricity.

Kilowatt (kw). One thousand watts. A kilowatt-hour is the measurement most utilities use to measure electrical consumption, indicating how many kilowatts are consumed for a full hour during a billing cycle.

Knockouts. Tabs that can be removed to make openings for wires and/or circuit breakers in *load centers* and other electrical equipment.

Load center. A home's circuit breaker box. It divides the power into various circuits for distribution throughout the home. Installed *branch circuit breakers* provide short circuit, overcurrent and, sometimes, ground fault and arc fault protection.

Main circuit breaker. A *circuit breaker* that permits you to shut off electricity to all the circuits in the home. It may be located in the *load center* or a separate enclosure. Main breakers are typically rated anywhere between 40 and 225 amps.

National Electrical Code (NEC). Recommendations dealing with safe electrical practices adopted by the National Fire Protection Association. These recommendations are used by federal, state and local governments to help protect life and property.

Neutral wire. The *conductor* that carries *current* from an outlet back to the load center neutral. It is always clad in white insulation. Also see *hot wire* and *ground wire*.

Overload. A condition that results when a *circuit* is carrying more amperage than it was designed to handle. If not properly protected by a *circuit breaker* or *fuse*, overloads will cause *conductors* to heat up, often melting the conductor's insulation. Fires can result.

Safety switch. A device most commonly used for manually turning a *circuit* on and off.

Service entrance. The point where electricity enters a home.

Short circuit. A temporary, accidental connection between exposed live wires or other parts of the electrical system. Short circuits will cause excessive amounts of *current* to flow, possibly causing a fire or explosion if not properly protected by a *circuit breaker*.

System ground. A *circuit* that connects all metal enclosures and electrical devices that need grounding to ground, thereby minimizing the possibility of electrical shock.

Transformer. A device that increases or decreases *voltage*.

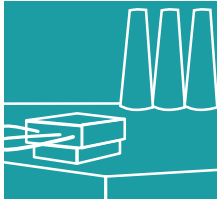
Underwriters Laboratories (UL). An independent testing agency that examines (among other products) electrical equipment and components for possible safety hazards. Only those appliances, electrical devices and outlets that bear a UL label should be used in the home.

Utility service meter. A device that measures electricity usage.

Volt (V). A measure of electrical potential. If compared to a plumbing system, voltage would resemble water pressure. $Watts \div amps = volts$.

Watt (W). A measure of the power an electrical device consumes. $Volts \times amps = watts$.

Taking electricity from here to there



At the **power plant**, **step-up transformers** raise the electrical current to a high voltage to minimize power losses as the electricity travels through the grid.



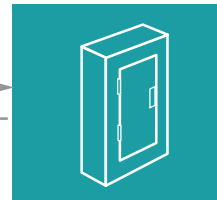
Power lines branch off and feed the power through **step-down transformer substations** for local distribution. **Pole-mounted transformers** step down the voltage to 120 volts for delivery to your home.



The **utility service meter** keeps track of how much power is consumed, and the power enters the home through the **service entrance**.



A **generator panel** is useful for easy, safe switchover to backup power during electrical outages.



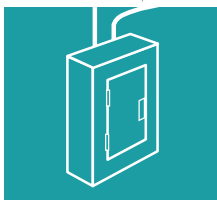
The **load center** distributes electricity to the various circuits in the home, each of which is protected by a **circuit breaker**.



120 volt circuits are generally used for lights and electrical outlets.



240 volt circuits typically feed power to major appliances.



Main lug load centers, or subpanels, supplement the load center and allow the addition of branch circuits to the home's electrical system.



Air conditioner disconnects make it easy to disconnect power to the unit for servicing.

For more information, see the circuit breaker and load center selection guides on pages 5 and 11, respectively.



[FULL LINE. FULL SERVICE. FULL VALUE.] Product Index

Cat. No.	Page	Cat. No.	Page	Cat. No.	Page	Cat. No.	Page	Cat. No.	Page
192A7663G13	16	TFUSE400	38	THHQL1130	6	THQDL21150	6	THQL22070	6
286A8894G1	16	TFUSE500	38	THHQL1130GF	8	THQDL21175	6	THQL22080	6
LCHDKIT	17	TFUSE600	38	THHQL1130HID	9	THQDL21200	6	THQL22090	6
SAST1	37	TFUSE800	38	THHQL1135	6	THQL1115	6	THQL22100	6
SAST2	37	TG3221	29	THHQL1140	6	THQL1115AF	8	THQL31WY15	8
SRPG400A225	37	TG3221R	29	THHQL1145	6	THQL1115GF	8	THQL31WY20	8
SRPG400A250	37	TG3222	29	THHQL1150	6	THQL1115GFP*	8	THQL31WY25	8
SRPG400A300	37	TG3222R	29	THHQL21100	6, 35, 39	THQL1115HID	9	THQL31WY30	8
SRPG400A350	37	TG3223	29	THHQL21125	6, 35, 39	THQL1115HM	9	THQL32015	6
SRPG600A400	37	TG3223R	29	THHQL2115	6	THQL1120	6	THQL32020	6
SRPG600A450	37	TG3224	29	THHQL2115HID	9	THQL1120AF	8	THQL32025	6
SRPG600A500	37	TG3224R	29	THHQL2120	6	THQL1120GF	8	THQL32030	6
SRPK1200A1000	37	TG3225	29	THHQL2120HID	9	THQL1120GFP*	8	THQL32035	6
SRPK1200A800	37	TG3225R	29	THHQL2125	6	THQL1120HID	9	THQL32040	6
SRPK800A600	37	TG3226	29	THHQL2130	6	THQL1120HM	9	THQL32045	6
SRPK800A700	37	TG3226R	29	THHQL2130HID	9	THQL1125	6	THQL32050	6
TBS	17	TG3325	29	THHQL2135	6	THQL1125HM	9	THQL32060	6
TC100	17, 30	TG3325R	29	THHQL2140	6	THQL1130	6	THQL32070	6
TC100P*	17, 30	TG3326	29	THHQL2145	6	THQL1130GF	8	THQL32080	6
TC125	17, 30	TG3326R	29	THHQL2150	6	THQL1130GFP*	8	THQL32090	6
TC125P*	17, 30	TG4321	29	THHQL2160	6, 35, 39	THQL1130HID	9	THQL32100	6
TC150	17, 30	TG4321R	29	THHQL2170	6, 35, 39	THQL1130HM	9	THQL3225	14
TC150P*	17, 30	TG4322	29	THHQL2180	6, 35, 39	THQL1135	6	THQLRK	7, 17
TC200	17, 30	TG4322R	29	THHQL2190	6, 35, 39	THQL1140	6	THQLRK1	7, 17
TC200P*	17, 30	TG4323	29	THHQL22015	6	THQL1140HM	9	THQLRK2	7, 17
TC250	17, 30	TG4323R	29	THHQL22020	6	THQL1145	6	THQLSURGE	8
TC300	17	TG4324	29	THHQL22025	6	THQL1150	6	THOMH000	7, 16
TC75	17, 30	TG4324R	29	THHQL22030	6	THQL1150HM	9	THOMH100CP	7, 16
TC75P*	17, 30	TG4325	29	THHQL22035	6	THQL21100	6, 35, 39	THOMH100CP*	7, 16
TCCP	17, 30	TG4326	29	THHQL22040	6	THQL21100P*	6	THOMH125CP	7
TD42TSP61	17	TGK12	16	THHQL22045	6	THQL21110	6, 35, 39	THOMH125CP*	7
TDL106	17	TGK24	16	THHQL22050	6	THQL21125	6, 35, 39	THOMV100	7
TEB122015	40	TGK32	16	THHQL22060	6	THQL21125P*	6	THOMV100B	7
TEB122020	40	TGK42	16	THHQL22070	6	THQL2115	6	THOMV100P*	7
TEB122025	40	TGKIS	16	THHQL22080	6	THQL2115GF1	8	THOMV125	7
TEB122030	40	TGL1	16, 30	THHQL22090	6	THQL2115HID	9	THOMV125B	7
TEB122035	40	TGL2	16	THHQL22100	6	THQL2120	6	THOMV150	7
TEB122040	40	TGL20	16	THHQL32015	6	THQL2120GF1	8	THOMV150B	7
TEB122045	40	TGL20CP*	16	THHQL32020	6	THQL2120GFP*	8	THOMV150P*	7
TEB122050	40	TGL2P*	16	THHQL32025	6	THQL2120HID	9	THOMV175	7
TEB122060	40	TGL3	16	THHQL32030	6	THQL2125	6	THOMV175B	7
TEB122070	40	TGL3P*	16	THHQL32035	6	THQL2130	6	THOMV200	7
TEB122080	40	TGL4	16	THHQL32040	6	THQL2130GF1	8	THOMV200B	7
TEB122090	40	TGL4P*	16	THHQL32045	6	THQL2130GFP*	8	THOMV200P*	7
TEB122100	40	TGL6	30	THHQL32050	6	THQL2130HID	9	THOMV225	7
TEB122125	40	TGL8	16	THHQL32060	6	THQL2135	6	THOMV225B	7
TEB122150	40	TGN3321	29	THHQL32070	6	THQL2140	6	THOP115	6
TEB122175	40	TGN3321R	29	THHQL32080	6	THQL2140GF1	8	THOP120	6
TEB122200	40	TGN3322	29	THHQL32090	6	THQL2145	6	THOP125	6
TEB122225	40	TGN3322R	29	THHQL32100	6	THQL2150	6	THOP130	6
TEB132015	41	TGN3323	29	THL103	17	THQL2150GF1	8	THOP135	6
TEB132020	41	TGN3323R	29	THLK150	16	THQL2150GFP*	8	THOP140	6
TEB132025	41	TGN3324	29	THLK200	16	THQL2160	6, 35, 39	THOP145	6
TEB132030	41	TGN3324R	29	THLK2125	7	THQL2170	6, 35, 39	THOP150	6
TEB132035	41	TGN3325	29	THLK2150	7	THQL2170P*	6	THOP215	6
TEB132040	41	TGN3326	29	THLK2200	7	THQL2180	6, 35, 39	THOP220	6
TEB132045	41	TGRK12	30	THLK3125	7	THQL2180P*	6	THOP225	6
TEB132050	41	TGRK22	30	THMQMV150NRE	7	THQL2190	6, 35, 39	THOP230	6
TEB132060	41	TGRK32	30	THMQMV200NRE	7	THQL21WY15	8	THOP235	6
TEB132070	41	TGRK42	30	THP100	17	THQL21WY20	8	THOP240	6
TEB132080	41	THDWRKIT	17	THQD22100	35, 39, 40	THQL21WY25	8	THOP245	6
TEB132090	41	THG106	30	THQD22125	35, 39, 40	THQL21WY30	8	THOP250	6
TEB132100	41	THG107	30	THQD22150	35, 39, 40	THQL22015	6	THQPSBK	7, 17
TF30R	30	THG108	30	THQD22175	35, 39, 40	THQL22020	6	THT1	17
TF60R	30	THHQL1115	6	THQD22200	35, 39, 40	THQL22025	6	THT104	17
TFH	17	THHQL1115GF	8	THQD32100	41	THQL22030	6	THT2	17
TFHCP*	17	THHQL1115HID	9	THQD32125	41	THQL22035	6	TL12412C	14
TFN60R	30	THHQL1120	6	THQD32150	41	THQL22040	6	TL12412R	14
TFUSE250	38	THHQL1120GF	8	THQD32175	41	THQL22045	6	TL18415C	14
TFUSE300	38	THHQL1120HID	9	THQD32200	41	THQL22050	6	TL18415R	14
TFUSE350	38	THHQL1125	6	THQDL21125	6	THQL22060	6	TL18420C	14

Cat. No.	Page	Cat. No.	Page	Cat. No.	Page	Cat. No.	Page	Cat. No.	Page	Cat. No.	Page
TL18420R	14	TM18410R	14	TMCP	35, 39	TMP3SHB6R	37	TMQD32100	41	TQL100R	7
TL240RCU	12	TM2010CCU	13	TMCR12	35, 39	TMP8120RTAB	39	TMQD32125	41	TQL100RE	7
TL240SCU	12	TM2010RCU	13	TMCR12T	35, 39	TMP8120RTAC	39	TMQD32150	41	TQL100S	7
TL2440F,S	12	TM2020CCU	13	TMCR20	35, 39	TMP8120RTBC	39	TMQD32175	41	TQL21Y100	9
TL2440R	12	TM2020CCUG	13	TMEG	35, 39	TMP8212R	39	TMQD32200	41	TQL21Y60	9
TL24415C	14	TM2020RCU	13	TMGT250	14	TMP8220R	39	TMQD32225	41	TQL22Y100	9
TL24415R	14	TM20RMC	15	TMGT500	14	TMP8312R	39	TMQL21100	35, 39	TQL22Y60	9
TL24440F,S	14	TM2412CCU	13	TMGT750	14	TMP8320R	39	TMQL21125	35, 39	TQL32Y100	9
TL24440R	14	TM2415CCU	13	TMH2440RMKS	15	TMP8412R	39	TMQL21125SF	35, 39	TQL32Y60	9
TL270RCU	12	TM2415RCU	13	TMH2440RMS	15	TMP8420R	39	TMQL2160	35, 39	TQLFP1	17
TL270SCU	12	TM2432RMKS	15	TMHN	40, 41	TMP8512R	39	TMQL2170	35, 39	TQLFP1P*	17
TL30420C	14	TM2432RMS	15	TMLK125	16	TMP8612R	39	TMQL2180	35, 39	TOPL	17
TL30420R	14	TM2440R	13	TMLK200	16	TMPAL40	35	TMQL2190	35, 39	TOPPL	17
TL30422C	14	TM2440RM	15	TMLL225	16	TMPE12	39-41	TMTEB	40	TRL22	17
TL412C	12	TM2440RMK	15	TMM12SF2	35	TMPE12A	39-41	TMTEB	41	TRL22B	17
TL412CT	12	TM2440RMKS	15	TMM12SF4	35	TMPFB12R	37	TMZR	35,	TSF420CSCU	15
TL412R1	12	TM2440RMR	15	TMM12SF6	35	TMPFB4R	37		39-41	TSL210CFCU	15
TL412R2	12	TM2440RMS	15	TMM20SF4	35	TMPFB4RCLL	38	TNA60R1	30	TSL210CSCU	15
TL412RT1	12	TM24415C	14	TMM20SF6	35	TMPFB6R	37	TNG3	16, 30	TSL412CFCU	15
TL4240F,S	12	TM24415R	14	TMM2212R	34	TMPFB6RCLL	38	TNG6	16	TSL412CSCU	15
TL4240R	12	TM30412C	14	TMM4220R	34	TMPFB8R	37	TNI21	30	TSL420CFCU	15
TL42420C	14	TM30412R	14	TMM4312R	34	TMPFB8RCLL	38	TNI62	30	TSL420CSCU	15
TL42420R	14	TM30415C	14	TMM4412R	34	TMPFT12R	37	TNI65	30	TSLR412CSCU	15
TL42422C	14	TM30415R	14	TMM6320R	34	TMPFT4R	37	TNI65A	30	TSLR420CSCU	15
TL42422R	14	TM30420C	14	TMM6420R	34	TMPFT6R	37	TNI66	30	TSM1212CFCU	15
TL42440R	14	TM30420R	14	TMM6512R	34	TMPFT8R	37	TNIA62	30	TSM1212CSCU	15
TL42460F,S	14	TM3210CCU	13	TMM6520R	34	TMPJ31	40, 41	TNIA63	30	TSM1610CFCU	15
TL42460R	14	TM3215CCU	13	TMM6612R	34	TMP12R	38	TNIA64	30	TSM1610CSCU	15
TL4260F,S	12	TM3215RCU	13	TMM6620R	34	TMPL8R	38	TNLK1	16	TSM1612CFCU	15
TL4260R	12	TM3220CCU	13	TMM6CLL	35	TMPR12122R	40	TNLK2	16	TSM1612CSCU	15
TLK20	16	TM3220RCU	13	TMMR2212R	34	TMPR12222R	40	TNLK20	16	TSM2020CFCU	15
TLK250	16	TM4020CCU	13	TMMR4220R	34	TMPR12322R	40	TNLK250	16	TSM2020CSCU	15
TLM1212CCU	12	TM4020RCU	13	TMMR4312R	34	TMPR12422R	40	TPF30R	30	TSM2020UFCU	15
TLM1212CCUG	12	TM415RMS	15	TMMR4412R	34	TMPR312122R	41	TPF60R	30	TSM2022UFCU	15
TLM1212CCURP	14	TM420RMS	15	TMMR6320R	34	TMPR312140TR	41	TPL212C	7	TSM2022USCU	15
TLM1212RCU	12	TM4222CCU	13	TMMR6420R	34	TMPR312222R	41	TPL212R	7	TSM3220UFCU	15
TLM1220RCU	12	TM4222RCU	13	TMMR6512R	34	TMPR312322R	41	TPL412C	12	TSM3220USCU	15
TLM1612CCU	12	TM4230F,S	13	TMMR6520R	34	TMPR312422R	41	TPL412CT	12	TSM3220UWCU	15
TLM1620CCU	12	TM4240F,S	13	TMMR6612R	34	TMPR8212R	39	TPL412R	12	TSM3222UFCU	15
TLM1620CCUG	12	TM4240R	13	TMMR6620R	34	TMPR8220R	39	TPL412RT	12	TSM3222USCU	15
TLM1620RCU	12	TM42415C	14	TMP112220RTAB	39	TMPR8312R	39	TPN60R	30	TSM4020UWCU	15
TLM2012CCURP	14	TM42420C	14	TMP112220RTAC	39	TMPR8320R	39	TQ1115	9	TSM815CSCU	15
TLM2015CCU	12	TM42420R	14	TMP112220RTBC	39	TMPR8412R	39	TQ1120	9	TSM820CSCU	15
TLM2020CCU	12	TM42422C	14	TMP112320RTAB	39	TMPR8420R	39	TQ1130	9	TSMR1212CSCU	15
TLM2020CCUG	12	TM42422R	14	TMP112320RTAC	39	TMPR8512R	39	TQ1140	9	TSMR2015CSCU	15
TLM2020RCU	12	TM42430F,S	14	TMP112320RTBC	39	TMPR8612R	39	TQ1150	9	TSMR2020CSCU	15
TLM2412CCU	12	TM42440F,S	14	TMP312220RT	41	TMP812R	39-41	TQ2115	9	TSR1	35, 39
TLM2412RCU	12	TM42440R	14	TMP312320RT	41	TMP810R	37	TQ2120	9	TSR2	35, 39
TLM2415CCU	12	TM5JA	35	TMP38120RT	41	TMP8B12R	37	TQ2130	9	TSR3	35, 39
TLM2415RCU	12	TM5JUA	35, 39	TMP3F8CLL1	37	TMP8B4R	37	TQ2140	9	TSR4	35, 39
TLM3220CCU	12	TM815RCUFL	13	TMP3FB12R	37	TMP8B6R	37	TQ2150	9	TSR5	35, 39
TLM4020CCU	12	TM820RCUFL	13	TMP3FB16R	37	TMP8B8R	37	TQ2160	9	TXQL1115	6
TLM4020RCU	12	TM860FCUGEN	13	TMP3FB20R	37	TMP8B4R	37	TQD150NRE	7	TXQL1120	6
TLM4222CCU	12	TM860RCUGEN	13	TMP3FB4R	37	TMP8B6R	37	TQD200NRE	7	TXQL1125	6
TLM4222RCU	12	TM860SCUGEN	13	TMP3FB4RCLL	38	TMQD22060	35,	TQD200NRE	7	TXQL1130	6
TLM612FCU,SCU	12	TMAGB24	14	TMP3FB6R	37		39, 40	TQD22100	35, 39	TXQL2115	6
TLM612RCU	12	TMAGB28	14	TMP3FB6RCLL	38	TMQD22070	35,	TQD22125	35, 39	TXQL2120	6
TLM812FCU,SCU	12	TMAGB33	14	TMP3FB8R	37		39, 40	TQD22150	35, 39	TXQL2125	6
TLM812RCU	12	TMAGB39	14	TMP3FB8RCLL	38	TMQD22080	35,	TQD22175	35, 39	TXQL2130	6
TM10RMC	15	TMAGB43	14	TMP3FT12R	37		39, 40	TQD22200	35, 39	TXQL32015	6
TM1210CCU	13	TMAGB43D	14	TMP3FT16R	37	TMQD22090	35,	TQD22250	7	TXQL32020	6
TM1210CCUG	13	TMBL	40, 41	TMP3FT20R	37		39, 40	TQD225NR	7	TXQL32025	6
TM1210RCU	13	TMBPC20	35, 39	TMP3FT4R	37	TMQD22100	35,	TQD225R	7	TXQL32030	6
TM1212CCU	13	TMBPH20A	35, 39	TMP3FT6R	37		39, 40	TQD225S	7		
TM1212CCUG	13	TMBPJ20	35, 39	TMP3FT8R	37	TMQD22125	35,	TQD32125	41		
TM1212RCU	13	TMBPM12A	35, 39	TMP3L12CLL1	38		39, 40	TQD32150	41		
TM12410C	14	TMBPM12TA	35, 39	TMP3L12R	38	TMQD22150	35,	TQD32175	41		
TM12RMC	15	TMBPM20A	35, 39	TMP3L4R	38		39, 40	TQD32200	41		
TM15RMC	15	TMBPT10	35, 39	TMP3L6CLL	38	TMQD22175	35,	TQDL21125	6		
TM1612CCU	13	TMBPT20	35, 39	TMP3L6R	38		39, 40	TQDL21150	6		
TM1612CCUG	13	TMBPT320	40, 41	TMP3L8R	38	TMQD22200	35,	TQDL21175	6		
TM1615CCU	13	TMBR	35, 39	TMP3SB10R	37		39, 40	TQDL21200	6		
TM1615CCUG	13	TMBR3	40, 41	TMP3SB12R	37	TMQD22225	40	TQDLPD1	17		
TM1615RCU	13	TMCB12B	35, 39	TMP3SB4R	37	TMQD32060	41	TQDLR	7, 17		
TM1620CCU	13	TMCB20B	35, 39	TMP3SB6R	37	TMQD32070	41	TQDPLD1	17		
TM1620CCUG	13	TMCB322	40, 41	TMP3SB8R	37	TMQD32080	41	TQHT1	17		
TM18410C	14	TMCG	35, 39	TMP3SHB4R	37	TMQD32090	41	TQL100F	7		

*This restricted product is identical to the product without the "CP" or "P" suffix in the catalog number. The suffix is a packaging indicator only.



[*SERIOUS INFORMATION. SOUND SUPPORT.*] Publications, Merchandising & Promotions

GE fully supports its residential products every step of the way. Whether it's with informative literature, hard-working merchandising or special promotions, we're here to help.

Publications

From sell sheets to catalogs, these publications deliver promotional, technical, selection and pricing information you and your customers need. To get the literature that will work best for you, just ask your GE sales representative. To download these and other publications, visit us on the web at www.ge.com/edc/dcpub.htm



Residential Products Publications

Description	Publication Number
225A style meter socket load center sell sheet	DEA-196
2-8 circuit load centers fact sheet	DET-207
Air conditioner disconnect sell sheet	DEA-059
Air conditioner disconnects and circuit breaker enclosures line art	DEE-018
Arc fault circuit interrupter sell sheet	DEA-195
Circuit breakers line art	DEE-014A
Colorado style meter socket load center sell sheet	DEA-165A
Farm panel meter socket load center sell sheet	DEA-187
Feed-thru meter main load center sell sheet	DEA-186
Generator panel brochure	DEA-224
Generator panel fact sheet	DET-208
Generator panel sell sheet	DEA-207
Meter socket load centers line art	DEA-167
Meter socket load center selection and pricing guide	DEP-076A
Narrow style meter socket load center sell sheet	DEA-163A
PowerMark Gold convertible load centers line art	DEE-100A
PowerMark Gold feed-thru load centers fact sheet	DET-165
PowerMark Gold main breaker load centers line art	DEE-099
PowerMark Gold load centers sell sheet	DEA-168A
PowerMark Gold load centers application guide	DET-156A
Q Line plug-in circuit breakers sell sheet	DEA-189
Residential products catalog	DET-222
Riser Panel Fact Sheet	DET-223A
Spec-Setter™ safety switches sell sheet	DEA-167
Surge arrester brochure	DEA-202
Wide style meter socket load center sell sheet	DEA-164


Merchandising

Colorful, coordinated and complete, the available merchandising for GE residential products gets customers' attention, tells them what they need to know, and points them to the product on the shelf.

Shelf Screamers — for load centers, circuit breakers, safety switches and air conditioner disconnects — tell what the product is, what it does, and why GE is the best choice. Mix-and-match inserts and holders, rotating hinges, and gondola and H-rack hardware make for a hard-working point-of-sale display.



Tip Boards™ and Work Pads put essential data about GE residential products at your fingertips. A special worksheet makes it easy to calculate loads for residential applications.



Customers who know what kind of load center they want can quickly find the right catalog number, main breaker options and equipment ground kit with this handy and durable Application Guide.






Mag-Tags™ make it easy to communicate key product features and benefits.



Product packaging works hard, not just to protect the product, but to tell people what they need to know to buy it with confidence.



Quick Picks is a selection tool that shows the features and benefits of PowerMark Gold load centers, and it makes product selection easy for salespeople and customers alike. It's laminated and grommeted so you can make it a permanent part of the point-of-sale array.

Counter tools and product displays



Four-foot wide gondolas come complete with a planogram. They give you the versatility to integrate GE residential products into your overall operation while taking advantage of the coordinated packaging and merchandising.



This clear plastic cover, with imprinted features and benefits in position, fits onto a TM2020CCU load center to create an arresting and effective display.



High-impact merchandising materials for counter areas identify you as the source for GE products and enhance the professional appearance of your operation. Floor mats, counter stools, mobiles, banners, clocks and window/door decals are all available.



Permanent product displays turn counter areas into selling space. Choose (a) the PowerMark Gold Load Center (with plastic display cover), (b & c) Spec Setter™ Safety Switches (in two styles) and (d) PowerBoard (Photoboard also available). Some displays require the provision of appropriate products.



The residential products counter mat is durable and two sided. It puts selection information for the range of products right where it does the most good: at the counter.



This gravity feed display shows off 1" THQL or 1/2" THQP circuit breakers. With its complete set of bin tickets, customers can view, select and remove the breakers they need. Or the display may be secured to require store assistance for breaker removal.

Promotions

GE knows that no one promotion works best in every region, every season, every store. But we also know how to work with you to give you the specials, the programs and the materials you need to make a promotion work effectively in the right place at the right time. Talk it over with your GE sales representative.



FULL LINE. FULL SERVICE. FULL VALUE.



***Keep up with the latest and best
in residential products!***

To receive future updates on GE Residential Products,
complete and return this postpaid card.

[FULL LINE. FULL SERVICE. FULL VALUE.] GE Residential Products

**Yes, please keep me posted on new developments in
GE Residential Products.**

Fold here, tape and mail.

Name _____
Title _____
Company _____
Address _____
City _____ State _____ Zip _____
e-mail Address _____
Telephone _____
Fax _____

I am a (check one): Electrical Distributor Retailer Other
 Contractor End user

If you are a contractor or end user, have you purchased any GE Residential Products in the last 6 months? Yes No

If yes, where do you typically buy these products?
 Electrical Distributor Home Center Other
 Catalog

[THANK YOU. WE'LL KEEP YOU INFORMED OF NEW DEVELOPMENTS!]



NO POSTAGE
NECESSARY
IF MAILED
IN THE
UNITED STATES

BUSINESS REPLY MAIL
FIRST-CLASS MAIL PERMIT NO. 1 PLAINVILLE CT

POSTAGE WILL BE PAID BY ADDRESSEE

MARKETING MANAGER
RESIDENTIAL PRODUCTS
GE INDUSTRIAL SYSTEMS
41 WOODFORD AVE
PLAINVILLE CT 06062-9950





GE Industrial Systems

DET-222 1098

General Electric Company
41 Woodford Avenue, Plainville, CT 06062
www.ge.com/edc
©1998 General Electric Company