



# **Advanced Networking Technology for Today's Home**

2011 Catalog | Version 1

Networking | Intercom | Telephone | Audio | Video

# Leviton Connected Home 2011 Catalog

## Leading Products



Twist & Mount Patch Panels | **Pg. 29**



Ophera Video Entry System | **Pg. 51**



HOME 5e™ & HOME 6™ Connectors  
& Patch Cables | **Pg. 55**



HOME 5e™ & HOME 6™ Ultra High-Flex  
Patch Cables | **Pg. 55**



Leviton Architectural Edition™  
Powered by JBL® Audio Equipment | **Pg. 65**

## Welcome Home | 2

- 4** The Leviton Advantage
- 6** What is Structured Wiring?
- 7** Why is Structured Wiring Essential?
- 8** Application Solutions
- 12** Popular Configurations
- 15** Configuration Planner > Worksheet
- 16** Configuration Planner > Popular Products

## Structured Media® | 18


- 20** Structured Media Centers
- 28** Low Profile / High Density Interconnect Panels
- 30** Voice, Data & TV Panels
- 34** Structured Media Power Supplies
- 38** Data Networking
- 40** TV Distribution
- 46** Camera Monitoring
- 50** Intercom
- 54** Connectors, Patch Cables & Wallplates
- 62** Residential Tools & Accessories
- 64** Audio
- 82** Audio & Control Signal Distribution

## Telephone, Video & Audio Accessories | 86

- 88** Telephone Accessories
- 96** Video Accessories
- 102** Audio Accessories
- 106** Tools

## Resources & Support | 108

- 110** Installation Diagrams
- 118** Online Training
- 119** Warranty Information
- 120** Glossary
- 123** Part Number Index



# Welcome **Home**

Today's homeowners expect the latest in residential technology. Their needs now include HDTV, media servers, Gigabit networking, VoIP, IPTV, and broadband Internet. Leviton Connected Home solutions provide the ideal support network for these sophisticated technologies.

For every residential project — new or retrofit, single family home or high-rise MDU — Leviton Connected Home offers an unparalleled selection of structured wiring, networking, audio, video, and telephone solutions. You'll find it all here in our latest catalog.

This catalog also includes installation diagrams, application solutions and planning support. Popular configurations for two, three, four and five bedroom homes are shown on pages 12-14 and an easy-to-use configuration worksheet can found on pages 15-17.

In addition, we're pleased to present our Residential Network Installer program, which includes classroom and online training courses for installers and contractors. Our registered installers offer skilled workmanship and expertise along with extended warranties on certified Leviton projects.

If you need help with a special project, feel free to contact our inside sales department at 800.722.2082. We are ready to assist you.



# Welcome Home





The following introductory pages provide an overview of Leviton's residential products and services. In addition, we've provided examples of our most popular home configurations, making it easier than ever to specify and integrate complete Leviton solutions.

- 4**      The Leviton Advantage
- 6**      What is Structured Wiring?
- 7**      Why is Structured Wiring Essential?
- 8**      Application Solutions
- 12**     Popular Configurations
- 15**     Configuration Planner > Worksheet
- 16**     Configuration Planner > Popular Products





**Why do our customers choose Leviton? We call it The Leviton Advantage. Within Network Solutions' Connected Home division, this means award-winning customer service and an unparalleled selection of residential structured wiring, residential networking, fiber-to-the-home, video distribution, and audio solutions. We support these solutions with a culture of continuous innovation, a wealth of specialized customer programs, and much more. Read on to learn how our resources and programs can help you.**

### Inside Sales

Leviton's Connected Home inside sales team is a critical part of our organization, working on the front lines every day. Team representatives handle a multitude of requests, including pricing and availability, literature, samples, and order entry. They also work with customers to create special custom product orders and expedite rush orders. Another reason for our customers' satisfaction: Leviton doesn't use phone trees. A person immediately answers all calls to our 800 numbers and routes them to the appropriate person or group.

**Call 800.722.2082 for inside sales.**

### Global Support

Leviton now offers an expanded worldwide sales and distribution network. Offices around the globe have opened to support our growing international customer base. From the United Kingdom to the United Arab Emirates, Mexico to Malaysia, you'll find dedicated staff providing the same exceptional level of service Leviton is known for.

**Visit [leviton.com/international](http://leviton.com/international) for more information.**

### Web-Based Resources

Be sure to visit Leviton's website for a wealth of informational resources. The site has recently been updated with expanded features and content. You'll find wiring diagrams, FAQs, specification documents, Visio stencils, and other downloadable resources. In the library you'll find a broad selection of brochures and catalogs, our award-winning termination animations, and other helpful tools.

**Visit [leviton.com](http://leviton.com).**

### Technical Support

When you need assistance determining the best Leviton products for an application, or simply need to learn more about a new product, contact our technical support team. More than 90% of customer calls are resolved during the first contact. Whether you are an end user, consultant, contractor, or distributor, depend on Leviton Technical Support to ensure that your installed Leviton products will best meet your projects' unique requirements.

**Call 800.824.3005 for technical support.**

### Applications Engineering

Leviton's expert team of Applications Engineers provides system design assistance. Each design is built around the specific needs of the customer's equipment, network topology, and compatibility requirements. Just as important, the team will help you plan systems that accommodate industry trends and future needs.

**Call 800.824.3005 for applications engineering assistance.**



### Residential Network Installer Program

Contractors striving to be the best in the business join Leviton's Residential Network Installer Program. This program allows contractors, large and small, to obtain the added experience and knowledge to ensure quality performance of Leviton Connected Home products. All registered Residential Network Installers take our training course, which includes the latest structured wiring product information, standards, technologies, installation and techniques. Once trained, contractors have the authority to register for exclusive Leviton 25-year product warranties on their residential jobs that meet program qualifications.

Visit [leviton.com/LCP](http://leviton.com/LCP) for more information.

### Exacting Standards

Whatever Leviton product you need, you can be sure it will be of the highest quality. We achieve ISO 9001-2000 certification in all of our manufacturing facilities, conforming to a comprehensive set of quality management practices. In addition, we follow Six Sigma, a continuous improvement initiative with a zero defects goal. Rigorous testing in our real-world-condition test facilities ensures that everything we produce will perform for you flawlessly.

### Independent Verification

Leviton products are regularly submitted for UL (Underwriters Laboratory) listing before full-scale production, documenting their safety in the installed environment. In addition, ETL (Intertek/ ETL SEMKO) completes thorough performance testing, giving us ongoing confirmation of product viability and quality. Leviton also has extensive lab facilities of its own, including UL-certified labs, which we welcome customers to visit.

### Shaping The Future

Leviton Connected Home is actively involved in the industry's principal organizations, shaping industry and product standards. Through active memberships with CEA and CEDIA, we remain current with emerging trends in technology. In fact, several Leviton employees have served in leadership roles at BICSI, the industry's leading professional association. At TIA and IEEE, where protocols and standards are formed and adopted, we, along with other industry leaders, contribute our expertise to help shape new standards.

### Environmental Stewardship

At Leviton, we're fully committed to reducing our environmental impact, both with our products and our processes. At our Bothell, Washington facility, we've retrofitted all our lighting fixtures with lower consumption tubes, saving 200,000 KWh annually — the equivalent of removing 27 cars from the road or powering about 30 homes for a year. In addition, we recently installed a new variable speed air compressor that will save another 150,000 KWh or more per year. Leviton facilities worldwide have made changes with the same goal in mind, including Leviton's new corporate office, which has been built to LEED sustainability specifications. One of the largest initiatives that Leviton has undertaken is to become RoHS compliant. The RoHS Directive — the European Union standard that became effective in 2006 — restricts the use of six hazardous materials in electrical and electronic equipment. We have been striving for 100% RoHS compliance since long before the Directive was adopted, and the vast majority of our products are compliant.





### Structured wiring provides secure, reliable, and fast connectivity between consumer electronic devices in the home.

Only a few years ago, residential structured wiring was used mainly to distribute telephone service throughout the home. Today, it has expanded to deliver a host of services. Homeowners need reliable distribution of Internet for surfing, online gaming, and streaming music and movies, as well as other services such as HDTV, IPTV, VoIP, and FTTH (fiber to the home). Supporting the in-home network with a structured wiring infrastructure provides the reliability, security, and flexibility these technologies require.

With all of these technologies becoming commonplace, a centralized distribution point provides a straightforward solution for managing the needed connectivity and hardware. Leviton's Structured Media® Center enclosures house all the equipment that controls distribution of signals coming from outside the home, including copper and fiber optic lines for cable, Internet, and telephone.



#### Spotlight - Installing Residential Cabling

Running two sets of cables to each wallplate is recommended. That way, future upgrades and performance improvements can be completed without needing access behind walls. Several types of standards-based cables are available; understanding the advantages of each is critical for delivering optimal reliability.

Common Cabling Types	
<b>CAT 6</b>	The emerging standard for homes; offers greater performance over previous standards-based cable types. CAT 6 cable provides up to twice the bandwidth of CAT 5e and improves on transmission signal-to-noise performance. Designed for 1000BASE-T Gigabit Ethernet standards.
<b>CAT 5e</b>	The most common type of structured wiring cable. 100 MHz bandwidth is 10 times greater than the CAT 3 standard. Works with 10BASE-T, 100BASE-T, and 1000BASE-T Gigabit Ethernet standards, and meets TIA-586A-5 standards.
<b>RG6 Quad Shield</b>	Coaxial cable type commonly used to distribute video. It also can be a delivery method for cable-based broadband Internet access. RG6 Quad Shield has the best performance of any cable in its class, and is the standard cable used for HDTV.



## Welcome Home | Why is Structured Wiring Essential?



**Technology is an inseparable part of our lives. Structured wiring is a small investment that helps simplify how we manage in-home technologies.**

Residential structured wiring is often seen as a luxury, not a necessity. But the technologies that rely on that connectivity are part of everything we do. Those working in the industry, from equipment manufacturers and wiring contractors to service providers and standards bodies, know that it's structured cabling that makes home technology function.

The converse is true as well. Not only does a sufficiently wired home benefit homeowners, inadequate wiring can lead directly to poor hardware and service performance. For the companies that deliver and support the connected services, the costs are significant: increased phone support and on-site maintenance costs, dissatisfied customers, lost sales, and ultimately a poor reputation for both the organization and the industry.

The real dollar costs of installing structured wiring, whether in an MDU or a single-family residence, are usually less than 1% of the total property value — a small investment compared to upgrading wiring after the construction is complete.

Support a host of consumer electronics with structured wiring and Leviton Connected Home solutions:

- High Definition TV (HDTV)
- Home theater equipment
- Satellite & Cable TV converters
- High-speed Internet routers & modems
- Video game consoles
- Network storage devices
- Internet radios
- Smart phones
- Media players
- Blu-ray™ Disc players



### Did You Know?

**Consumer electronics are connected to either active or passive components in a centrally located Structured Media® Center enclosure.**

Components that require power are considered active. They must be connected to a power supply module inside the enclosure. Routers, video amplifiers, audio controllers, and camera hubs are examples of active components. Generally, active components provide enhanced features.

In contrast, passive components are not powered. They're used for making physical connection to components and linking to active equipment. Patch panels, video splitters, and Structured Media cabling panels are passive components.





**Multiple Dwelling Units (MDUs) require a connectivity infrastructure that delivers the high bandwidth tenants demand and to suit a wide range of applications.**

Leviton leads the industry in consumer technology connectivity infrastructure solutions for multiple-dwelling unit properties. We provide the structured wiring enclosures and components needed for HDTV distribution, high-speed data networks, telephone distribution, single- and multi-zone audio, and advanced home theater products.

### Structured Media® Center Enclosures for Condos and Apartments

- Exclusive MDU-sized end cap knockouts allow commercial standard conduit integration
- Exclusive backplate options allow components to be installed off-site, reducing job site cleanup, on-site labor costs and installation time
- Temporary dust cover protects the enclosure during construction and painting
- Job-pack options simplify rough-in, backplate configuration, and trim-out stages
- Each enclosure can be a distribution point for units on floors above and below the enclosure, eliminating the need for network distribution closets on each floor

### Component Features

- Gigabit routers and switches provide the fastest residential data networking available
- Premium and standard video splitters are compliant with HDTV and digital video distribution requirements
- Power supplies provide surge protection along with a wide selection of options for both line-voltage and low-voltage power requirements
- Exclusive QuickPort® and QuickPlate™ connectors provide high-quality, reliable connectivity for data, video, audio, and more
- Analog video entry systems provide property security and access



More than ever, today's homeowners use a wide range of cutting-edge technologies—most of which require structured wiring.

Leviton has been innovating since 1906, at the dawn of the electrical age. More than a century later, and in a new era of digital technology, we continue to be both a pioneer and market leader.

Choose Leviton and you'll deliver the unmatched quality, performance, and reliability that today's homeowners expect. And for the ultimate guarantee, installations by Residential Network Installers include product warranty coverage for up to 25 years.

### Structured Media® Center Enclosures for Single-Family Homes

- End cap knockouts allow separation of coaxial and structured wiring
- Temporary dust cover protects the enclosure during construction
- Expansion boards allow a customized mix of active and passive enclosure components
- 14, 28 and 42 inch models offer optimal sizing for homes with two-to-five or more bedrooms

### Component Features

- Gigabit routers and switches provide the fastest residential data networking available
- Premium and standard video splitters are compliant with HDTV and digital video distribution requirements
- Power supplies provide surge protection along with a wide selection of options for both line-voltage and low-voltage power requirements
- HOME 5e™ and HOME 6™ residential-grade connectors offer reliable, durable, and affordable connectivity
- A/V connectors, wallplates, home audio equipment and controllers, security systems, and more provide complete in-home connectivity solutions



### Spotlight - Have Fun with Leviton Connected Home

- Triple Play systems
- HDTV
- Internet via WiFi™ or broadband Ethernet
- Digital photo sharing and storage
- Video on demand
- Network print sharing
- IPTV
- Gaming
- Streaming and downloading online music
- Enhanced DVD and Blu-ray™ features





Fasten your seat belt. Home networks are headed for warp speed.

### Gigabit Ethernet Home Networking

More and more consumer electronics and applications are being designed for Gigabit data networks. Deliver fast music and movie downloads, clear VoIP telephone service, latency-free online video gameplay, and smooth multi-user web surfing experiences with Leviton's HOME 6™ connectors and Gigabit Routers. With speeds and performance that exceed wireless network capabilities, Leviton's solutions provide the ideal backbone for today's bandwidth-hungry devices.

### Fiber to the Home (FTTH) Networking

Leviton offers fiber enclosures for the service providers, contractors, and builders who provide the demarcation point for FTTH components. Our multi-bay enclosure designs accommodate a separate lockable chamber for conversion from fiber optic to copper connectivity. Another bay in the same enclosure can house a full Leviton structured wiring system that maximizes the high-performance of the incoming connection. See page 24 for more information.



Fiber Optic Network Interface Device (NID) converts optical signals into low voltage network.



47FTH-840



47FTH-844





**Why go out? Today's home entertainment options allow the whole family to have fun right at home — together or individually.**

### Home Theater

Leviton's home theater components ensure fast video-on-demand downloads and high quality HDTV distribution. Complete the home theater experience with Leviton Architectural Edition™ audio powered by JBL®, our multimedia connectors and adapters, wallplates and inserts, and more.

### HDTV

Since June 2009, television stations in the United States have been broadcasting in a 100% digital format. Leviton's premium video splitters support the new digital standard: they are DOCSIS (data over cable service interface specifications) 3.0 compliant and meet all major cable service provider specifications. In addition, the splitters offer lossless signal distribution for exceptional video quality.

### Whole House Audio

For the best high-performance pro audio technology, choose Leviton Architectural Edition powered by JBL. The whole house audio line includes receiver, DVD player, amplifiers, and a wide range of speaker options, controllers, and connectors.

JBL technology is in the best professional recording studios and movie theaters around the world. Now, it's found its way into the home. Don't settle for less.

### Gaming

Up the online gaming experience with Leviton. Our connectivity solutions deliver optimized network performance, exceptional graphics quality, and world-class audio.

- High-speed broadband network connectivity for superior online gameplay
- Leviton Architectural Edition Powered by JBL home theater audio output
- Optimized performance for game console media downloads





A



B



C



D



E



F



G

\* = As an alternative, consider the QuickPort® Decora® Single-Gang Wallplate (80301-0SW, pg 61) combined with a QuickPort Decora 4-Port Insert (41644-00W, pg 60), HOME 5e™ Connectors (5EHOM-RW5, pg 55), and F-Connectors (41084-FWF, pg 56).

2 Popular Two Bedroom Home Configuration			
Qty.	Description		Part No.
A	1	14" Structured Media Center w/ Flush Mount Cover	47605-140
B	1	Basic Telephone & Video Panel	47606-BTV
C	1	CAT 5e Voice & Data Board	47603-0C5
D	1	10/100 4-Port Internet Router	47611-GT4
E	1	Surge Protected J-Box Power Module	47605-ACS
F	4	Leviton QuickPlate™ Wallplate for Data, Telephone & Video	5EA20-S3W*
G	5	HOME 5e™ Patch Cable	5LHOM-02L



A



B



C



D



E



F

\* = As an alternative, consider the QuickPort Decora Single-Gang Wallplate (80301-0SW, pg 61) combined with a QuickPort Decora 4-Port Insert (41644-00W, pg 60), HOME 5e™ Connectors (5EHOM-RW5, pg 55), and F-Connectors (41084-FWF, pg 56).

3 Popular Three Bedroom Home Configuration			
Qty.	Description		Part No.
A	1	28" Structured Media Center w/ Flush Mount Cover	47605-28W
B	1	Advanced Home Office Panel	47606-ASO
C	1	10/100 4-Port Internet Router	47611-GT4
D	1	Surge Protected J-Box Power Module	47605-ACS
E	5	Leviton Quickplate Wallplate for Data, Telephone & Video	5EA20-S3W*
F	6	HOME 5e™ Patch Cable	5LHOM-03L



4 Popular Four Bedroom Home Configuration			
Qty.	Description		Part No.
A	1	28" Structured Media® Center	47605-28N
B	1	Premium Hinged Door for 28" Structured Media Center	47605-28P
C	1	18-Port Voice & Data Distribution Panel	47603-18P
D	1	Surge Protected Dual J-Box Power Module	47605-ODP
E	1	1x16 Premium Amplified Video Distribution Module	47693-16P
F	1	8-Port 10/100 Ethernet Switch	47611-8PT
G	4	QuickPlate™ Wallplate for Data, Telephone & Dual Video	5EA20-S4W*
H	4	QuickPlate Wallplate for Data, Telephone & Video	5EA20-S3W*
I	1	10/100 4-Port Internet Router	47611-GT4
J	9	HOME 5e™ Patch Cable	5LHOM-03L

\* = As an alternative, consider the QuickPort Decora Single-Gang Wallplate (80301-0SW, pg 61) combined with a QuickPort Decora 4-Port Insert (41644-00W, pg 60), HOME 5e™ Connectors (5EHOM-RW5, pg 55), and F-Connectors (41084-FWF, pg 56).



A

B



C



D



E



F



G



H



I



J



K



L



M



N



O



P



Q



R



S



T



U



V



W

5

### Premium Five Bedroom Home Configuration

Qty.	Description	Part No.
A 1	42" Structured Media® Center	47605-42N
B 1	Premium Hinged Door for 42" Structured Media Center	47605-42P
C 1	24-Port Twist & Mount Voice & Data Distribution Panel (CAT 6)	476TM-624
D 1	Telephone Input Distribution Panel (TIDP)	476TL-T12
E 1	1x16 Premium Amplified Video Dist. Module	47693-16P
F 1	10/100/1000 4-Port Gigabit Router	47611-GB4
G 1	10/100/1000 5-Port Gigabit Switch	47611-5GB
H 1	Intercom Module	47000-MKB
I 3	Intercom Door Stations, white	47000-0W1
J 16	HOME 6™ QuickPort® Data Connector	61HOM-RW6
K 16	QuickPort F-Connector	41084-FWF
L 8	4-Port Decora Insert	41644-00W
M 8	Single-Gang Decora® Snap-on Wallplate	80301-0SW
N 5	6.5" Leviton Architectural Edition™ Powered by JBL® Ceiling Speakers, Pair	AEC65-000
O 1	7.1 Harman/Kardon® AV Receiver	HKAVR-xxx
P 1	12-Channel Multi-Zone Amplifier	AE6MA-000
Q 5	Decora Transformer Free Volume Control	SGVST-00W
R 1	Leviton Architectural Edition Powered by JBL In-Wall Center Channel Speaker	AEI55-000
S 2	6.5" Leviton Architectural Edition Powered by JBL In-Wall Speakers, Pair	AEI65-000
T 1	Leviton Architectural Edition Powered by JBL 12" Subwoofer	AESUB-012
U 1	Versatile Power Module	47605-PSC
V 9	HOME 6™ Patch Cable	6LHOM-03L
W 1	Home Theater Interface Wallplate	AEHTK-000

Use this five-step worksheet to organize and build the ideal configuration for your needs. To fill in each section, refer to the following pages (16-17) for a list of popular products and their part numbers.

### Step 1. Project Size

- A. Determine total number of drops needed for each media type.

Data Drops  
Qty.

Video Drops  
Qty.

Telephone  
Drops Qty.

### Step 2. Enclosure

- A. Select 14, 28, or 42 inch Structured Media® Center enclosure.  
B. Select coordinating cover.  
C. Select desired power module.

Structured Media Enclosure Part #

Structured Media Cover or Door Part #

Structured Media Power Module Part #

### Step 3. Video Networking

- A. Select video splitter module.  
B. Select video connector. Match the quantity from Video Drop Quantity in Step 1.

Video Splitter Module Part #

Video Connector Part #

Qty

### Step 4. Data Networking

- A. Select CAT 5e, CAT 6 or combo data distribution module.  
B. Select HOME 5e™ or HOME 6™ data connectors or blank QuickPort® inserts. Match the quantity from Data Drops Quantity in Step 1.  
C. Select patch cables. Determine quantity according to installation's needs.  
D. Select QuickPort wallplates. Match the quantity from Data Drops Quantity in Step 1, accounting for additional openings for video and telephone connectors if applicable.

Data Distribution Module Part #

Data Wall Connector Part #

Qty

Patch Cable Part #

Qty

QuickPort Wallplate Part #

Qty

### Step 5. Telephone

- A. Select telephone board.  
B. Select telephone connector. Match the quantity from Telephone Drops Quantity in Step 1.

Telephone Board Part #

Telephone Connector Part #

Qty

Step 2. Enclosure (See worksheet on page 15)



14" Metal Enclosure (shown)  
47605-14E (pg 21)

28" Metal Enclosure ★  
47605-28N (pg 22)

42" Metal Enclosure  
47605-42N (pg 23)



14" Flush Mount Metal Cover (shown)  
47605-14C (pg 21)

28" Flush Mount Metal Cover  
47605-F28 (pg 22)

42" Flush Mount Metal Cover  
47605-F42 (pg 23)



14" Premium Hinged Metal Cover (shown)  
47605-14P (pg 21)

28" Premium Hinged Metal Cover ★  
47605-28P (pg 22)

42" Premium Hinged Metal Cover  
47605-42P (pg 23)



Surge Protected J-Box  
Power Module  
47605-ACS (pg 35)



Surge Protected Dual J-Box  
Power Module  
47605-ODP (pg 35)



Versatile Power Module ★  
120VAC and 12VDC  
47605-PSC (pg 36)

Step 3. Video Networking (See worksheet on page 15)



1x4 Passive TV/HDTV 1GHz Splitter Module  
47690-04C (pg 44)

1x6 Passive TV/HDTV 1GHz Splitter Module  
47690-06C (pg 44)

1x8 Passive TV/HDTV 1GHz Splitter Module  
47690-08C (pg 44)



1x8 Premium CATV  
Module  
47693-08P (pg 41-42)



F-Connector, Gold plated ★  
40831-0BW (pg 56)



F-Connector, Standard  
41084-FWF (pg 56)




















F-Connector, Compression  
40782-CPF (pg 56)

★ = Leviton Recommends



#### Step 4. Data Networking (See worksheet on page 15)

	24-Port CAT 5e Twist & Mount Patch Panel 476TM-524 (pg 29)		24-Port CAT 6 Twist & Mount Patch Panel 476TM-624 (pg 29)		CAT 5e Voice & Data Board with Bracket 47605-C5B (pg 32)
	12-Port CAT 5e Twist & Mount Patch Panel 476TM-512 (pg 29)		12-Port CAT 6 Twist & Mount Patch Panel 476TM-612 (pg 29) ★		CAT 6 Voice & Data Board with Bracket 47611-C6B (pg 32)
	QuickPort® 1-Port Wallplate 41080-1WP (pg 59)		QuickPort 2-Port Wallplate 41080-2WP (pg 59)		QuickPort 3-Port Wallplate 41080-3WP (pg 59)
	QuickPort 4-Port Wallplate 41080-4WP (pg 59)		QuickPort 6-Port Wallplate 41080-6WP (pg 59)		
	HOME 5e™ Data Connector 5EHOM-RW5 (pg 55)		HOME 6™ Data Connector 61HOM-RW6 (pg 55) ★		
	QuickPort Snap-in Blank Insert 41084-BWB (pg 56)		HOME 5e Patch Cables 5LHOM-03L (pg 55)		HOME 5™ Ultra High Flex Patch Cables 5HHOM-XX* (pg 55)
			HOME 6 Patch Cables 6LHOM-03L (pg 55) ★		

#### Step 5. Telephone (See worksheet on page 15)

	1x12 Telephone Input Distribution Panel 476TL-T12 (pg 29) ★		1x9 4-Line Bridged Telephone Board 47689-00B (pg 32)		Telephone Security Board 47609-TSV (pg 32)
	Voice Grade 6-Conductor Connector 41106-RW6 (pg 56) ★		Voice Grade 8-Conductor Connector 41108-RW8 (pg 56)		CAT 3 Connector 41108-RW3 (pg 56)



= Leviton Recommends

Additional colors available for wallplates, connectors, blank inserts, and patch cables. See pages 54-61 for complete color offerings.



## Structured Media®



Movies on the big screen TV complete with surround sound. Email, Internet, IPTV, VoIP, fax and a dedicated phone line so homeowners can get a little work done after hours. Options that provide added safety for the family. Homeowners demand so much more in a home today and Leviton has everything you need to make it happen.

20	Structured Media® Centers
28	Low Profile / High Density Interconnect Panels
30	Voice, Data & TV Panels
34	Structured Media Power Supplies
38	Data Networking
40	TV Distribution
46	Camera Monitoring
50	Intercom
54	Connectors, Patch Cables & Wallplates
62	Residential Tools & Accessories
64	Audio
82	Audio & Control Signal Distribution

## Structured Media® Centers



Today's home is part business, part school, and part entertainment complex. Leviton has what you need to keep homeowners wired for the good things in life. Leviton meets these challenges by using the kind of structured cabling employed in demanding commercial facilities and combining it with multimedia. This approach provides the bandwidth and speed needed for voice, data and Internet access, audio and video. Set ups can be as simple as cable TV and telephone in a few rooms or as complex as a local area network (LAN) for a small office or large home.

## Structured Media Enclosures

Leviton offers three enclosure sizes — 14", 28", and 42" — that address different capacities and provide expandable functionality for "wired" homes. These enclosures provide a convenient termination location for wiring home runs from wall outlets, and create a distribution point for voice, data, and video applications in a single family residence or multi-dwelling unit. Leviton offers a size to support all specifications and floor plans.

### Specifications & Features

- Accommodates two or more full-width Pre-Configured Structured Cabling Panels
- Positive tabs on housing sidewalls prevent enclosure from falling through the studs during installation
- One piece white steel unit holds 1/4, 1/2 and full-width expansion modules with the ability to mount most modules vertically or horizontally
- Can be surface-mounted or recessed
- Ideal for new installations and retrofits
- Powder coated white cover features 3/4" overlap to hide irregular drywall cuts
- Combine two or more enclosures for larger installations or future expansion
- Multiple knock-outs on top and bottom, including two 2" knock-outs on top, facilitate cable entry and routing
- Cut-out in base of enclosure for mounting single and double gang J-boxes and power modules
- Six 3" square self-healing foam grommets accommodate and protect cable bundles
- Standards Compliance: ACA and CULus listed; UL Listed for fire and burglary
- Enclosures are constructed of white powder coated 20 gauge steel
- Covers are constructed of white powder coated 18 gauge steel

### Leviton 14" Structured Media Enclosures & Covers

This enclosure creates one distribution point for all low voltage cables in an apartment or smaller home. It accommodates two Pre-Configured Structured Cabling Panels and is built tough to make installation easier and help reduce labor costs.



47605-14E



47605-14C



47605-14P

Leviton 14" Structured Media Enclosures & Covers	
Description	Part No.
14" Enclosure and Flush Mount Cover, 15.32" (389.1mm) H x 15.62" (396.7mm) W x 3.68" (93.5mm) D	47605-140
14" Enclosure only, 14.0" (355.6mm) H x 14.38" (365.3mm) W x 3.60" (91.4mm) D	47605-14E
14" Multi Dwelling Unit Configuration A Enclosure and Flush Mount Cover, 15.32" (389.1mm) H x 15.62" (396.7mm) W x 3.68" (93.5mm) D	47605-1MG
14" Flush Mount Cover, 15.32" (389.1mm) H x 15.62" (396.7mm) W x 0.20" (5.1mm) D	47605-14C
14" Economy Hinged Cover, 15.32" (389.1mm) H x 15.62" (396.7mm) W x 0.25" (6.4 mm) D	47605-14D
14" Premium Hinged Cover, 15.32" (389.1mm) H x 15.62" (396.7mm) W x 0.25" (6.4mm) D	47605-14P
14" Enclosure only job packed, 6 per pack, 14.0" (355.6mm) H x 14.38" (365.3mm) W x 3.60" (91.4mm) D	47605-14G
14" Flush Mount Cover only job packed, 6 per pack 15.32" (389.1mm) H x 15.62" (396.7mm) W x 0.20" (5.1mm) D	47605-14B



Structured Media® Centers | 28" & 48" Enclosures & Covers

Structured Media

Structured Media Centers



47605-28N



47605-28P



47605-28BP

Leviton 28" & 42" Structured Media Enclosures


The 28" enclosures can comfortably accommodate up to eight distribution modules, depending on selection and density. The 42" enclosures have generous capacity for up to 12 modules, and can also simultaneously accommodate many diverse functions. In larger homes, many contractors specify multiple Structured Media Center enclosures, sometimes separating coaxial cable-based CATV or Satellite TV equipment from the CAT 5e or Cat 6 UTP-based communications and networking equipment.

Leviton's exclusive backplates allows for off-site configuration of components for reduced on-site labor.

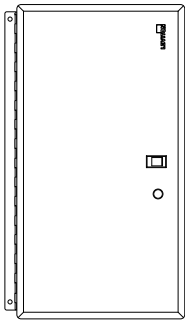
Leviton 28" Structured Media Enclosures & Covers	
Description	Part No.
28" Enclosure and Flush Mount Cover, 29.32" (744.7mm) H x 15.62" (396.7mm) W x 3.68" (93.5mm) D	47605-28W
28" Enclosure only, 28.0" (711.2mm) H x 14.38" (365.3mm) W x 3.60" (91.4mm) D	47605-28N
28" Multi-Dwelling Unit Configuration A Enclosure and Flush Mount Cover, 29.32" (744.7mm) H x 15.62" (396.7mm) W x 3.68" (93.5mm) D	47605-2MG
28" Multi-Dwelling Unit Configuration B Enclosure only, 28.0" (711.2mm) H x 14.38" (365.3mm) W x 3.60" (91.4mm) D	47605-M28
28" Flush Mount Cover, 29.32" (744.7mm) H x 15.62" (396.7mm) W x 0.20" (5.1mm) D	47605-F28
28" Economy Hinged Cover, 29.32" (744.7mm) H x 15.62" (396.7mm) W x 0.25" (6.4mm) D	47605-28D
28" Premium Hinged Cover, 29.32" (744.7mm) H x 15.62" (396.7mm) W x 0.25" (6.4mm) D	47605-28P
28" Enclosure only, job packed, 3 per pack, 28.0" (711.2mm) H x 14.38" (365.3mm) W x 3.60" (91.4mm) D	47605-28G
28" Flush Mount Cover only job packed, 3 per pack, 29.32" (744.7mm) H x 15.62" (396.7mm) W x 0.20" (5.1mm) D	47605-28B
28" Pre-Fab Back Plate, 25" (635.0mm) H x 13.5" (342.9mm) W x 0.38" (9.65mm) D	47605-2BP



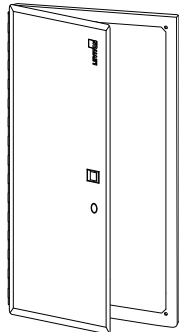
Spotlight - Choosing Your Structured Media Center Enclosure Cover or Door



**Standard Cover**  
Screws directly to SMC frame.



**Standard Hinged Door**  
Hinged flange attaches to left or right side of SMC.



**Premium Hinged Door**  
Full-frame design adds durability and security. Door hinges from left or right.

## Structured Media® Centers | 42" Enclosures & Covers & SMC Accessories

Leviton 42" Structured Media Enclosures & Covers	
Description	Part No.
42" Enclosure and Flush Mount Cover, 43.32" (1,100.3mm) H x 15.62" (396.7mm) W x 3.68" (93.5mm) D	47605-42W
42" Enclosure only, 42.16" (1,070.8mm) H x 14.38" (365.3mm) W x 3.60" (91.4mm) D	47605-42N
42" Multi-Dwelling Unit Configuration A Enclosure and Flush Mount Cover, 43.32" (1,100.3mm) H x 15.62" (396.7mm) W x 3.68" (93.5mm) D	47605-4MG
42" Multi-Dwelling Unit Configuration B, Enclosure only, 42.16" (1,070.8) H x 14.38" (365.3mm) W x 3.60" (91.4mm) D	47605-M42
42" Flush Mount Cover, 43.32" (1100.3mm) H x 15.62" (396.7mm) W x 0.20" (5.1mm) D	47605-F42
42" Economy Hinged Cover, 43.32" (1100.3mm) H x 15.62" (396.7mm) W x 0.25" (6.4mm) D	47605-42D
42" Premium Hinged Cover, 43.32" (1100.3mm) H x 15.62" (396.7mm) W x 0.25" (6.4mm) D	47605-42P
42" Pre-Fab Back Plate, 40.0" (1,016.0mm) H x 13.5" (342.9mm) W x 0.38" (9.65mm) D	47605-4BP

### 28" & 42" Extender Bracket Frames & SMC Accessories

#### Specifications & Features

- Extender Brackets provide additional 2" of depth
- Allows for better cable management and for large modules within the SMC
- Made of sturdy, white powder coated 18 gauge sheet metal
- Louvers enhance ventilation for added protection against heat build up from installed modules

28" & 42" Structured Media Center Extender Bracket Frames & SMC Accessories	
Description	Part No.
Extender Bracket, 2" depth extension package for 28" Structured Media Centers	47612-28B
Extender Bracket, 2" depth extension package for 42" Structured Media Centers	47612-42B
Structured Media Center Lock & Key	5L000-L0K



47605-42N

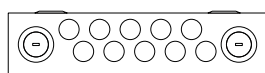
Structured Media

Structured Media Centers

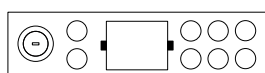


#### Spotlight - Structured Media Center Enclosure Options

MDU Configuration A

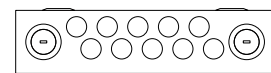


Top

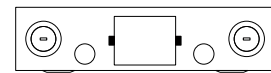


Bottom

MDU Configuration B



Top



Bottom

Knockout sizes support 1" & 2" commercial conduit.

Extender Bracket Frame  
(SMC sold separately)





47FTH-840



47FTH-880



47602-24E

## Multi-Bay Enclosures

Leviton offers superior products that provide the necessary demarcation center for FTTH components.

### Specifications & Features

- Multi-bay enclosure design allows separate lockable sections for FTTH integration
- In a separate bay, a full Leviton structured wiring system can be easily connected and optimized up to Gigabit speeds to maximize incoming fiber optic connection
- Ideal for new installations or retrofits

### Multi-Bay Enclosures

Description	Part No.
14" + 14" Dual Enclosure, 29.64" (752.8mm) H x 14.30" (363.2mm) W x 3.63" (92.2mm) D	47FTH-440
28" + 14" Dual Enclosure, 46.64" (1,184.6mm) H x 14.30" (363.2mm) W x 3.63" (92.2mm) D	47FTH-840
28" + 14" + 14" Triple Enclosure, 59.22" (1,504.1mm) H x 14.30" (363.2mm) W x 3.63" (92.2mm) D	47FTH-844
42" + 14" Dual Enclosure, 57.64" (1,464.1mm) H x 14.30" (363.2mm) W x 3.63" (92.2mm) D	47FTH-420
14" + 14" + 14" Triple Enclosure, 45.22" (1,148mm) H x 14.30" (363.2mm) W x 3.63" (92.2mm) D	47FTH-240
28" + 28" Dual Enclosure, 57.64" (1,464.1mm) H x 14.30" (363.2mm) W x 3.63" (92.2mm) D	47FTH-880

## Media Versatile Panel

The Media Versatile Panel was made for custom retrofits and remodeling. Plywood backing and open architecture allow simple, flexible mounting of all components. This sturdy, industrial-grade panel can be surface mounted or recessed in the wall. Optional mounting brackets available for non-standard stud spacing.

### Specifications & Features

- 24" high, 18 gauge steel panel available in black powder coat finish
- Eight 1" or 1.5" conduit fittings on top and bottom facilitate cable entry and routing
- Wall-mount or recess
- Ideal for new installations or retrofits
- Securable door provides maximum protection from dust and unauthorized entry
- 3/8" plywood backing allows open architecture for customizing layout and can accommodate a wide variety of Structured Media distribution modules

### Media Versatile Panel

Description	Part No.
Media Versatile Panel w/cover, 24" (609.6mm) H x 14" (355.6mm) W x 6" (152.4mm) D	47602-24E
Mounting Brackets, set of four	47602-BKE

## Structured Media® Centers | Compact Enclosures & Mounting Brackets

### Compact Structured Media Enclosure

#### Specifications & Features

- Flexibility to accommodate a variety of telephone/video distribution configurations
- Snap-on cover requires no tools or fasteners
- Molded-in brackets provide quick snap-in convenience for expansion boards
- Angled video splitter shelf for easy installation
- Hosts up to three expansion boards and one passive TV splitter
- Available empty with cover or in two kit versions
- Constructed of sturdy white ABS molded plastic
- cULus listed for communications equipment

Compact Structured Media Enclosure	
Description	Part No.
Compact Structured Media Enclosure and Cover, empty	47605-MDU
Compact Structured Media Enclosure, Cover only	47605-MDC
MDU Kit (Compact Structured Media Enclosure and Cover plus 1x6 Telephone Expansion Board)	47604-0F6
MDU Kit (Compact Structured Media Enclosure and Cover plus 1x6 Telephone Expansion Board and 6-Way 1GHz Splitter)	47604-F6S

### Mounting Brackets

#### Specifications & Features

- Made of sturdy white ABS plastic
- Comes with push-lock pins
- Snap-in installation in any Leviton 14", 28" or 42" Structured Media Center
- Allows for cable management via routing under bracket

Mounting Brackets for Structured Media Centers	
Description	Part No.
Single Plastic Bracket, for single expansion board	47612-SBK
Expansion Plastic Bracket, for up to five expansion boards	47612-EBK
Shelf Plastic Bracket, for up to three expansion boards and CATV splitter	47612-VSB
Half Plastic Bracket, for up to three expansion boards	47612-HBK
Data Plastic Bracket, for mounting routers and switches	47612-DBK



47605-MDU



47604-F6S



47612-SBK



47612-EBK



47612-HBK



47612-DBK

Structured Media® Centers | Multimedia Adapter Bracket & Mounting Plates

Structured Media

Structured Media Centers



47612-MMA



5F100-BNC



5F100-6VF



5F100-6QP



42400-8FG

Create a custom audio/video or copper mini-panel in a Structured Media Center with the Multimedia Adapter Bracket. The bracket supports a choice of two 6-pack mounting plates and snaps easily into any of Leviton's Structured Media Centers with push-lock pins. Pre-loaded mounting plates are available for BNC and F-connectors, or create a custom configuration with unloaded 6-pack QuickPort® plates. QuickPort plates accept any combination of the following QuickPort adapters or connectors: BNC, F-Connector, Banana Jacks, Speaker Binding Posts, RCA, S-Video, Voice Grade and CAT 5, HOME 5e™ or HOME 6™. Brackets mount vertically or horizontally.

Specifications & Features

- Bracket is constructed of white powder-coated sheet metal
- Comes with push-lock pins
- Plates are constructed of black powder-coated sheet metal

Multimedia Adapter Brackets & Mounting Plates	
Description	Part No.
Multimedia Bracket	47612-MMA
BNC Mounting Plate, 6-pack, loaded	5F100-BNC
F-Connector Mounting Plate, 6-pack, loaded	5F100-6VF
QuickPort Mounting Plate, 6-pack, unloaded	5F100-6QP
8-Conductor Flat Telephone Patch Cord, 8" long	42400-8FG



## Structured Media® Centers | Universal Security & Shelf Brackets

### Specifications & Features

#### All Security Brackets

- Made of white powder-coated sheet steel
- Comes with push-lock pins

#### Universal Security Brackets

- Available in 6" and 12" lengths, both 1" wide
- Allows an unlimited number of upgrades (limited only by the enclosure's size) to be added to an existing security system terminated within any Leviton Structured Media Center
- Sold in pairs with self tapping screws and spacers to easily connect the largest number of security alarm manufacturers' panels

#### Universal Shelf Bracket

- Allows security batteries and other products to be mounted inside any Leviton Structured Media Center
- Comes with four 8" long VELCRO® Brand strips\*, ensuring vertical and horizontal stability

#### Universal Security Plates

- Half-Width (6") and Full-Width (12") Plates
- Comes with four adhesive clips for mounting within any Leviton Structured Media Center

#### Combo Bracket

- Allows Leviton products to be installed in most non-Leviton structured wiring enclosures

Universal Security & Shelf Brackets for Leviton 14", 28" & 42" SMCs	
Description	Part No.
6" Universal Bracket	47612-6SB
12" Universal Bracket	47612-1SB
Universal Shelf Bracket	47612-UBK
Half-Width Universal Security Plate	47612-HSB
Full-Width Universal Security Plate	47612-FSB
Combo Bracket	47612-CBK



47612-6SB, 47612-1SB



47612-UBK



47612-FSB



47612-HSB



47612-CBK

\*VELCRO® is a registered trademark of Velcro Industries B. V.

Structured Media

Structured Media Centers

## Low Profile / High Density Interconnect Panels



Leviton brings the engineering, standards compliance and reliability of our commercial and industrial offerings to new home installations. Compact Twist & Mount Patch Panels offer high-density, component-rated patching for both voice and Gigabit Ethernet connections. The companion Telephone Input Distribution Panel (TIDP) matches the Twist & Mount Patch Panel in height and depth to continue the high-tech look in the Structured Media® Center.

## Low Profile / High Density Interconnect Panels | Twist & Mount Patch Panels & TIDP

### Twist & Mount Patch Panels

Twist & Mount Patch Panels allow installers to punch-down CAT 5e or CAT 6 cabling on component-rated commercial style patch panels. The cable relief feature maintains cable position during termination. The installer then simply twists and mounts the panel into place using installed push-lock pins. The low profile of the Twist & Mount Patch Panel provides extra room for patch cord bend radii in the Structured Media® Center. Comes in a high-tech black matte finish.

#### Specifications & Features

- Used for terminating both voice (CAT 5e) and data (CAT 5e or CAT 6) drops
- Provided blank designation strips make jack labeling a snap
- Universal T568A and T568B wiring labels ensure compatibility in both residential and commercial installations
- Meets or exceeds all TIA/EIA-568 B Standards for CAT 5e and 6 cabling
- Four front-mounted hooks provide easy suspension during punchdown
- Dimensions are 7" (177.8mm) H x 6" (152.4mm) W x 1.5" (38.1mm) D

Twist & Mount Patch Panels	
Description	Part No.
CAT 5e Twist & Mount Patch Panel w/ 24 CAT 5e connectors	476TM-524
CAT 5e Twist & Mount Patch Panel w/ 12 CAT 5e connectors	476TM-512
CAT 6 Twist & Mount Patch Panel w/ 24 CAT 6 connectors	476TM-624
CAT 6 Twist & Mount Patch Panel w/ 12 CAT 6 connectors	476TM-612
CAT 5e/CAT 6 Twist & Mount Patch Panel w/ 12 CAT 5e and 12 CAT 6 connectors	476TM-654
CAT 5e/CAT 6 Twist & Mount Patch Panel w/ 6 CAT 5e and 6 CAT 6 connectors	476TM-652

### Telephone Input Distribution Panel (TIDP)

The companion TIDP matches the Twist & Mount Patch Panel in height and depth, and includes telephone input jacks for easy connection to 1, 2, 3 or 4 telephone jacks on a cable modem.

#### Specifications & Features

- Supports four line telephone distribution
- Offers choice of inputs and outputs: One 4-pair 110-style IDC input; four industry-standard RJ-11 connector inputs for use with "triple play" modems; and twelve modular industry-standard RJ-45 connector outputs
- Includes a security jack to interface with security systems
- Test and Auxiliary Disconnect Outlet (ADO) port for isolation and testing of telephone line connections
- Includes twelve 8" telephone patch cords
- Dimensions: 7" (177.8mm) H x 3.52" (89.5mm) W x 1.5" (38.1mm) D

Telephone Input Distribution Panel (TIDP)	
Description	Part No.
Telephone Input Distribution Panel	476TL-T12



476TM-524



476TM-612



476TL-T12

## Voice, Data & TV Panels



Leviton Voice, Data and TV Panels allow telephone, data and video to be routed throughout the home from one simple panel. It's a flexible solution available in many different configurations—modules and expansion boards can easily be added as requirements change.

## Voice, Data & TV Panels | Pre-Configured Structured Cabling Panels

### Pre-Configured Structured Cabling Panels

Leviton's Pre-configured Structured Cabling Panels combine some of our most popular voice, data and radio frequency modules to create an economical, one-stop home media distribution point. Some modules are available in expansion styles to fill unused panel slots as shown below. Choose the pre-configured combination that best meets your needs and then enhance it with expansion boards or stand alone modules.

Pre-Configured Structured Cabling Panels - Full Size		
Description	Consists of	Part No.
Basic Telephone & Video Panel	<ul style="list-style-type: none"> <li>- One 1x9 Bridged Telephone Board</li> <li>- One 6-way 2 GHz TV Splitter</li> </ul>	47606-BTV
Basic Home Networking Plus Panel	<ul style="list-style-type: none"> <li>- One Telephone Patching Board</li> <li>- One CAT 5e Voice &amp; Data Board</li> <li>- Six 4-line telephone connections</li> <li>- One 6-way 2 GHz TV Splitter</li> </ul>	47606-BNP
Advanced Home Telephone & Video Panel	<ul style="list-style-type: none"> <li>- One Telephone Line Distribution Board</li> <li>- 19 multi-line telephone connections (in various combinations of two or four lines)</li> <li>- One CAT 5e Voice &amp; Data Board</li> <li>- One 6-way 2 GHz TV Splitter</li> </ul>	47606-AHT
Advanced Home Office Panel	<ul style="list-style-type: none"> <li>- One Telephone Line Distribution Board</li> <li>- 19 multi-line telephone connections (in various combinations of two or four lines)</li> <li>- Two CAT 5e Voice &amp; Data Boards</li> <li>- One 6-way 2 GHz TV Splitter</li> </ul>	47606-ASO
12-Port Structured Media Panel	<ul style="list-style-type: none"> <li>- One Telephone Line Distribution Board</li> <li>- 19 multi-line telephone connections (in various combinations of two or four lines)</li> <li>- Two CAT 5e Voice &amp; Data Boards</li> </ul>	47603-12P
18-Port Structured Media Panel	<ul style="list-style-type: none"> <li>- One Telephone Line Distribution Board</li> <li>- 19 multi-line telephone connections (in various combinations of two or four lines)</li> <li>- Three CAT 5e Voice &amp; Data Boards</li> </ul>	47603-18P
24-Port Structured Media Panel	<ul style="list-style-type: none"> <li>- One Telephone Line Distribution Board</li> <li>- 19 multi-line telephone connections (in various combinations of two or four lines)</li> <li>- Four CAT 5e Voice &amp; Data Boards</li> </ul>	47603-24P
4x12 Telephone Distribution Module	<ul style="list-style-type: none"> <li>- One 4x12 Telephone Distribution Module</li> </ul>	47603-12M
4x12 Telephone Distribution Module w/ Splitter	<ul style="list-style-type: none"> <li>- One 4x12 Telephone Distribution Module</li> <li>- One 8-way 2 GHz TV Splitter</li> </ul>	47603-412
4x18 Telephone Distribution Module	<ul style="list-style-type: none"> <li>- One 4x18 Telephone Distribution Module</li> </ul>	47603-18M
4x18 Telephone Distribution Module w/ CAT 5e Board	<ul style="list-style-type: none"> <li>- One 4x18 Telephone Distribution Module</li> <li>- One CAT 5e Voice &amp; Data Board</li> </ul>	47603-8C1

Full size panel dimensions: 6.13" (155.7mm) H x 13.30" (337.8mm) W x 2.28" (57.9mm) D.




47606-BTV



47606-BNP



47606-ASO



47606-AHT



47603-18P



47603-24P



47603-12M



47603-412



47603-18M



47603-8C1



## Voice, Data & TV Panels | Pre-Configured Structured Cabling Panels, Modules & Expansion Boards



47603-1G4



47603-1G6



47603-TSV



47603-DP6



47689-00B, 47605-C5B,  
47611-C6B, 47616-DSB

### Pre-Configured Structured Cabling Panels – Compact Series

Compact Pre-Configured Structured Cabling Panels are the simple solution for basic telephone and TV distribution in multi-dwelling units and apartments or any place where space and budgets are a priority. Panels feature a space saving profile and provide simple bridged telephone connections to nine locations and 1GHz video to four, six or eight locations.

#### Pre-Configured Structured Cabling Panels — Compact Series

Description	Consists of	Part No.
Telephone & 4-way TV	- One 1x9 Bridged Telephone Board - One 4-way 1 GHz TV Splitter	47603-1G4
Telephone & 6-way TV	- One 1x9 Bridged Telephone Board - One 6-way 1 GHz TV Splitter	47603-1G6
Telephone & 8-way TV	- One 1x9 Bridged Telephone Board - One 8-way 1 GHz TV Splitter	47603-1G8
Telephone Security & 6-way TV	- One Telephone Security Board - One 6-way 1 GHz TV Splitter	47603-TSV
Telephone Data & 6-way TV	- One 1x4 4-Line Bridged Telephone and 4-Port CAT 5e Combo Board - One 6-way 1 GHz TV Splitter	47603-DP6

#### Stand-Alone Modules with Brackets

Description	Part No.
1x9 Bridged Telephone Module	47689-00B
CAT 5e Voice & Data Module	47605-C5B
CAT 6 Voice & Data Module	47611-C6B
DSL Filter Module	47616-DSB
Telephone Security Module	47609-TSV


#### Expansion Boards


Description	Application	Features	Part No.
CAT 5e Voice & Data Board	Data, Telephone, Fax, Modem	- Patch phone or data connections to six locations - Combine with a TLDM, key system or network switches for added applications - 4-pair 110-type IDC punchdowns - Six CAT 5e RJ45 ports - Printed circuit board	47603-0C5
CAT 6 Voice & Data Board	Data, Telephone, Fax, Modem	- TIA/EIA-568B channel-rated for Gigabit Ethernet - Combine with Gigabit Internet Router or Ethernet Switch for additional applications - 4-pair 110-type IDC punchdowns and six CAT 6 connectors	47611-0C6

47603-0C5 and 47611-0C6 photos shown on page 33.


### Expansion Boards Cont.

Description	Application	Features	Part No.
VDSL Board w/ 1x5 Bridged Phone w/ Data Pass- through IDCs	Data, Telephone, Modem	<ul style="list-style-type: none"> <li>- Bridge up to four telephone lines to five locations</li> <li>- Connect up to five separate telephones per line</li> <li>- IDC connectors for CAT 5 or CAT 5e wire</li> <li>- Termination point and pass-through for a data connection via IDCs up to 150MHz</li> </ul>	47609-D5P
Combo Phone & Data Board w/ 1x4 Bridged Phone and 4-Port CAT 5e	Data, Telephone	<ul style="list-style-type: none"> <li>- Provides data and phone connections on a single board</li> <li>- 1x4 phone portion provides four telephone lines up to four locations via IDC punchdowns</li> <li>- Four ports of CAT 5e 150MHz data connections via modular RJ45 connectors and 4-pair 110-type IDC punchdowns</li> </ul>	47609-4DP
1x9 Bridged Telephone Board	Telephone, Fax, Modem	<ul style="list-style-type: none"> <li>- Bridge up to four telephone lines to nine locations</li> <li>- Connect up to nine separate telephones per line</li> <li>- Printed circuit board</li> <li>- 4-pair 110-type IDC punchdowns</li> </ul>	47603-110
1x6 Bridged Telephone Board	Telephone, Fax, Modem	<ul style="list-style-type: none"> <li>- Bridge up to four telephone lines to six locations</li> <li>- Connect up to six separate telephones per line</li> <li>- Printed circuit board</li> <li>- IDC connectors for CAT 5 or CAT 5e wire</li> <li>- RJ45 expansion port</li> </ul>	47609-0F6
1x10 Bridged Telephone Board	Telephone, Fax, Modem	<ul style="list-style-type: none"> <li>- Bridge up to six telephone lines to ten locations</li> <li>- Connect up to ten separate telephones per line</li> <li>- Printed circuit board</li> <li>- IDC connectors for CAT 5 or CAT 5e wire</li> <li>- Security port</li> <li>- Punchdown security interface to accommodate alarm systems</li> </ul>	47609-S10
1x4 Bridged Telephone Board	Telephone, Fax, Modem	<ul style="list-style-type: none"> <li>- 1x4 phone board provides four lines up to four locations via IDC punchdowns</li> </ul>	47609-004
Telephone Patching Board/Expanded 4-line Telephone Distribution	Telephone, Fax, Modem	<ul style="list-style-type: none"> <li>- Bridge up to four telephone lines to seven locations</li> <li>- Printed circuit board module</li> <li>- One incoming 4-pair 110-type IDC punchdown</li> <li>- Seven outgoing RJ45 connector connections</li> <li>- Combine with a CAT 5e board to route telephone to remote locations</li> </ul>	47609-EMP
DSL Filter Board	Telephone, Modem	<ul style="list-style-type: none"> <li>- Filters DSL signal from phone line before distribution throughout home or office</li> <li>- Eliminates need for individual filters at wallplate</li> <li>- Use with any phone distribution module</li> <li>- Printed circuit board module w/ RJ45 connector and 110-type punchdown</li> </ul>	47616-DSF
Telephone Line Distribution Board	Telephone, Fax, Modem	<ul style="list-style-type: none"> <li>- 19 multi-line telephone connections in combinations of two or four lines</li> <li>- Bridge "line 1" service to 12 locations and 4-line service to 8 locations</li> <li>- Connect to CAT 5e Voice &amp; Data Board(s) or additional panels for more connections and easier adds/moves/changes</li> <li>- Independent RJ45 connector and punchdown security interface to accommodate alarm systems</li> </ul>	47603-TDM
4x12 Telephone Distribution Board	Telephone, Fax	<ul style="list-style-type: none"> <li>- Bridge up to four telephone lines to twelve locations</li> </ul>	47603-12B
4x18 Telephone Distribution Board	Telephone, Fax	<ul style="list-style-type: none"> <li>- Bridge up to four telephone lines to eighteen locations</li> </ul>	47603-18B



47603-0C5, 47611-0C6,  
47609-D5P

47609-4DP, 47603-110,  
47609-0F6


47609-S10, 47609-004



47609-EMP, 47603-18B



47603-12B

## Structured Media® Power Supplies



Leviton takes special care in designing power modules and supplies for the Structured Media Center. AC receptacle power modules come in both surge-protected and non surge-protected versions. Power supplies are available in various output DC voltages and accommodate North American and international AC inputs. AC Power Modules and J-Box kits are housed in powder coated steel enclosures that easily drop into a cutout in the bottom of the Structured Media Center. This design allows you to install the power required without taking up valuable space inside the enclosure.

## Structured Media® Power Supplies | Surge Protection Devices & Power Modules

### Surge-Protection, Standard AC Power Modules & J-Box Kits

- All 120VAC Power Modules and J-Box kits work with 14", 28", and 42" Structured Media Centers
- The surge-protected units provide optimum protection and EMI/RFI filtering that meets UL 1449 standards
- The AC Power Modules feature two 15-Amp duplex receptacles and the J-Box kit features one 15-Amp duplex receptacle
- AC Power Module dimensions: 13.08" (78.2mm) H x 9.87" (250.7mm) W x 2.94" (74.7mm) D
- J-Box Kit dimensions: 2.00" (50.8mm) H x 3.00" (76.2mm) W x 2.50" (63.5mm) D

AC Power Modules for 14", 28" & 42" Structured Media Enclosures	
Description	Part No.
Surge AC Power Module w/ two duplex receptacles	47605-ODP
Non-Surge AC Power Module w/ two duplex receptacles	47605-NDP
AC Surge Module w/ six duplex receptacles	48212-06S
J-Box Kits for 14", 28" & 42" Structured Media Enclosures	
Description	Part No.
Surge J-Box Kit, one duplex receptacle, wallplate	47605-ACS
Non-Surge J-Box Kit, one duplex receptacle, wallplate	47605-ACN

### 51110 Series Surge Protection

#### Specifications & Features

- Cost effective surge-protection for residential environments
- Protection for up to 48,000 amps of surge current per mode
- Parallel design for ANSI/IEEE Category A, B and C applications
- Compatible with Decora Home Control devices
- LED's show power and surge protection status for each phase
- Optional low voltage protection for phone and satellite connections
- NEMA 4x enclosure
- Operating Temperature: 140°F / 60°C
- 10-year Limited Product Warranty / Lifetime Limited Connected Equipment Warranty
- Compliant with ANSI/IEEE Categories A, B & C, C-62.41 & C-62.45, UL 1449 #E46315, and CSA # LR-94773

51110 Series Surge Protection								
Description	Voltage Rating	MCOV	Clamping Voltage Mode				Max Surge Current Mode	Part No.
			L-N	L-G	L-L	L-N		
Single Phase	120/240V	150V	400	400	400	700	48	51110-001
Single Phase w/ 2 Pair Telephone, RJ11 & CATV/ Satellite Coax	120/240V	150V	400	400	400	700	48	51110-PTC



47605-ODP



48212-06S



47605-ACS



51110-001

## Structured Media® Power Supplies | DC Power Supplies




47605-PSA



47605-PSB



47605-PSC



48212-124

### Universal DC Power Supplies

#### Specifications & Features

- Compact units fit into Leviton's 14", 28" and 42" Structured Media Enclosures
- Compatible with incoming AC voltage in the range of 100-240 VAC, 50-60 Hz
- Units provide a cost-effective method for delivering power to active components
- Safety clips protect outlets from dust, dirt and debris
- Saves valuable real estate by mounting on outside of Structured Media Centers
- Meets UL 1449 standards

### DC Power Supplies

Description	Part No.
Universal DC Power Supply w/ nine 12 VDC connectors and one IEC AC receptacle	47605-PSA
IEC to NEMA 15A Adapter Power Cord, 12" (accessory for above)	48212-IEC
Universal Mini DC Power Supply w/ three 12 VDC connectors	47605-PSB
Versatile Power Supply w/ six 12 VDC connectors and two NEMA 15A receptacles	47605-PSC

### DC Bus

#### Specifications & Features

- Eliminates need for more than two AC/DC power adapters
- Provides fully regulated 12 VDC and 24 VDC power
- Contains six 12 VDC power outputs at up to 1500 mA total
- Contains three 24 VDC power outputs at up to 1000 mA total, including one F-connector for coax connection
- Power-indicating LEDs for both 12 VDC and 24 VDC inputs
- Output power cables included for all but 24 VDC F-connector connection
- Comes with 2.1mm mini power jacks for 12 VDC, and 1.3mm mini power jacks for 24 VDC
- Dimensions: 2.13" (54.2mm) H x 6.57" (166.8mm) W x 2.43" (61.7mm) D

### DC Bus

Description	Part No.
DC Bus, 12 VDC and 24 VDC	48212-124



Leviton's Snap-in Surge Protection Modules provide customized surge protection for all low voltage communication and data lines. Choose from a selection of protection modules for digital satellite systems, Ethernet systems, cable TV, telephone/fax/modem and DSL/ADSL equipment.

### Specifications & Features

- Interchangeable modules accommodate changing surge protection needs
- All modules easily snap into the Surge Module Adapter Bracket (03950-BKT)
- User friendly design
- Ground wire required
- Telephone/Fax/Modem Module acts as a splitter, allowing the connection of two devices

Snap-in Surge Protection Bracket & Modules	
Description	Part No.
Surge Module Adapter Bracket for use with Leviton Structured Media Centers	03950-BKT
Satellite System / Cable TV Protection Module — Four standard F-connectors; 3A fuse for over-current; max line voltage: 75VDC, breakdown voltage range: 70.4-110 volts/sec	Beige: 05951-OSA Grey: 05951-SAT Ice: 05951-SAC
Ethernet Protection Module (10 Base-T Applications) — Two RJ45 connectors to protect two pairs of transmit/receive lines; 10A automatic resettable PTC fuses; max operating voltage: 16.6VDC; breakdown voltage range: 2.62-19.2 volts/sec	Beige: 05952-0ET Grey: 05952-ETH
Cable TV System Protection Module — Two standard F-type connectors; 3A fuse for over-current; max line voltage: 75VDC; breakdown voltage range: 70.4-110 volts/sec	Beige: 05953-0PC Grey: 05953-PCG Ice: 05953-PCC
Telephone/Fax/Modem Protection Module — Three RJ11, 4-wire/2-pair connectors; 3-position splitter allows for connection to a common line; 3A fuse for over-current protection; max operating voltage: 150VRMS (including ring voltage); breakdown voltage range: 162-331 volts/sec	Beige: 05954-AT4 Grey: 05954-PT4 Ice: 05954-CT4
DSL/ADSL Subscriber Equipment Protection Module — Three RJ11, 4-wire/2-pair connectors; 3A fuse for over-current protection; max operating voltage: 150VRMS (including ring voltage); breakdown voltage range: 162-331 volts/sec	Beige: 05955-ODT Grey: 05955-DTG



03950-BKT



05951, 05953, 05954

## Data Networking



Leviton has routers to share Internet access, Ethernet switches to provide additional ports for the in-home Local Area Network (LAN), and a complete collection of connectivity products for CAT 5e and CAT 6 high-speed networking to help homeowners get their work done. You'll find everything you need to meet today's increasingly complex home office requirements, including Gigabit Ethernet.

## Specifications & Features

### 10/100/1000 Gigabit Broadband Router

- Multiple VPN capability allows individual users to securely access separate VPNs over the same connection
- LEDs indicate power, LINK/Activity, 10, 100, and 1000 Mbps
- Quality of Service (QoS) for VoIP and video streaming
- Built-in NAT firewall protects networks and provides secure communication for the network user even during multiple VPN use
- URL blocking feature filters unwanted sites
- UPnP (Universal Plug-n-Play) allows automatic discovery and configuration of the Gateway UPnP supported by Windows ME, XP or later
- Scheduling feature for parental control of Internet access periods
- Virtual server is useful for outside access to IP cameras and IP/Quad, Xbox 360®, media servers, etc.
- Upgradeable by firmware updates on the Leviton website

### 10/100 Broadband Router

- Enables multiple users to share a single, secure high-speed Internet connection
- Includes 4 ports for in-home LAN connections

### 10/100/1000 Gigabit Ethernet Switch

- 10/100/1000 Mbps data transfer rate
- Five RJ-45 connector Mbps LAN ports
- LEDs indicate power, LINK/Activity, 10, 100, and 1000 Mbps
- Plug-n-Play installation
- Auto detect uplink to easily cascade additional hubs, switches, and routers from any port
- Features high-performance store-and-forward switching architecture with CRC and Runt Filtering

### 10/100 Ethernet Switches

- Networks additional PCs, printers, and other peripherals beyond router capacity
- Connects to many home office Ethernet devices
- Available in 5- and 8-port versions



47611-GB4



47611-GT4



47611-5GB



47611-5PT



47611-8PT

## Data Networking Routers & Switches

Description	Part No.
10/100/1000 4-port Gigabit Router	47611-GB4
10/100 4-port Internet Router	47611-GT4
10/100/1000 5-port Gigabit Switch	47611-5GB
10/100 5-Port Ethernet Switch	47611-5PT
10/100 8-Port Ethernet Switch	47611-8PT

## TV Distribution



Leviton embraces HDTV, CATV, satellite, digital and analog video with innovative products that bring it all home. Leviton is dedicated to providing the most performance with the least amount of interference and the clearest possible reception.

### Premium CATV Modules

Leviton's Premium CATV Modules distribute incoming RF signals (HDTV, Cable TV, Antenna or other modulated sources) to 1, 8 or 16 locations throughout the home or office on coaxial cable. The modules incorporate state-of-the-art bi-directional circuitry to support advanced interactive applications such as cable modem, digital cable communications and standard inputs like incoming CATV and over-the-air antennas. The Premium CATV module line is ready to handle the latest cable technology for cutting-edge HDTV and high speed Internet.

### Specifications & Features

#### 1x1, 1x8, 1x16 CATV Modules

- Meets DOCSIS and SCTE transmission requirements
- Pre-tested by major CATV MSOs
- Automatically adjust output level on all active ports to match incoming signal level (unity gain)
- Durable aluminum die-cast housing with white powder coating
- F-ports provide up to 15 psi weather sealing
- Robust machine-threaded, gold plated brass F-ports meet SCTE requirements
- 360-degree seizing inserts retain center conductor up to pull-out tension of 200 grams
- Termination caps included for unused ports
- Easily installs into Leviton's Structured Media enclosures either horizontally or vertically
- Mounting bracket tilts for easy cable attachment and management
- 12VDC power supply included

#### 3x1 Passive Combiner Module

- Digital CATV compatible
- Combines modulated signals from cameras, DVD player, etc., for home or office
- Provides bi-directional signal path to support cable modem or digital cable communications
- Easily installs into Leviton's Structured Media® enclosures either horizontally or vertically
- Robust machine-threaded, gold plated brass ports meet SCTE requirements
- F-ports provide up to 15 psi weather sealing
- 360-degree seizing insert retains center conductor up to pullout tension of 200 grams on .032" diameter coax center conductors

Premium CATV Modules	
Description	Part No.
1x1 Premium CATV Module	47693-01P
1x8 Premium CATV Module	47693-08P
1x16 Premium CATV Module	47693-16P
3x1 Passive Combiner	47693-31P



47693-01P



47693-08P



47693-16P



47693-31P



## TV Distribution | Premium CATV Module Specifications

1x1 Premium CATV Module Specification - 47693-01P			
Parameter	Bandwidth	Forward Path	Return Path
<b>Band</b>	—	52-1000 MHz	5-42 MHz
Gain (Loss)	—	15 dB	(-0.5 dB)
Flatness	—	± 0.75 dB	± 1.5 dB
Return Loss - Input	—	22.0 dB	21.0 dB
Return Loss - Output	—	22.0 dB	21.0 dB
Port Isolation - Output	—	25.0 dB	27.0 dB
Group Delay (span 3.58 MHz)	54-60 MHz 61-1000 MHz	15ns 7ns	—
Group Delay (span 1 MHz)	5-42 MHz 10-40 MHz	—	17ns 7ns
Power to RF Input Isolation	5-1000 MHz	100db (min)	—
RFI Isolation	5-1000 MHz	-110 dBc	—
Noise Figure	52-1000 MHz	2.5 dB	—
Distortions	CSO CTB Xmod	-65 dBc -74 dBc -75 dBc	—

One input level at +10 dBmV flat 77 channels and 200 MHz noise for QAM test from 550 to 790 MHz.

Operating Temperature: -40° C to 60° C (-40° F to 140° F).

1x8 Premium CATV Module Specification - 47693-08P			
Parameter	Bandwidth	Forward Path	Return Path
<b>Band</b>	—	52-1000 MHz	5-42 MHz
Gain (Loss)	—	4 dB	(11.0 dB)
Flatness	—	± 1.0 dB	± 1.5 dB
Return Loss - Input	—	22.0 dB	21.0 dB
Return Loss - Output	—	22.0 dB	21.0 dB
Port Isolation - Output	—	25.0 dB	25.0 dB
Group Delay (span 3.58 MHz)	54-60 MHz 61-1000 MHz	15ns 7ns	—
Group Delay (span 1 MHz)	5-42 MHz 10-40 MHz	—	17ns 7ns
Power to RF Input Isolation	5-1000 MHz	100db (min)	—
RFI Isolation	5-1000 MHz	-110 dBc	—
Noise Figure	52-1000 MHz	3.0 dB	—
Distortions	CSO CTB Xmod	-65 dBc -74 dBc -75 dBc	—

Two input levels at +10 dBmV flat 77 channels and 200 MHz noise for QAM test from 550 to 790 MHz.

Operating Temperature: -40° C to 60° C (-40° F to 140° F).

1x16 Premium CATV Module Specification - 47693-16P			
Parameter	Bandwidth	Forward Path	Return Path
<b>Band</b>	—	52-1000 MHz	5-42 MHz
Gain (Loss)	—	0 dB	(-14.5 dB)
CM Port	—	—	(-6.5 dB)
Flatness	—	± 1.5 dB	± 2.0 dB
Return Loss - Input	—	22.0 dB	21.0 dB
Return Loss - CM Input	—	20.0 dB	—
Return Loss - Output	—	20.0 dB	21.0 dB
Port Isolation - Output	—	20.0 dB	25.0 dB
Port Isolation - CM port to Output port	—	20.0 dB	—
Group Delay (span 3.58 MHz)	54-60 MHz 61-1000 MHz	15 ns 7 ns	—
Group Delay (span 1 MHz)	5-42 MHz 10-40 MHz	—	15 ns 7 ns
Power to RF Input Isolation	5-1000 MHz	100 db (min)	—
RFI Isolation	5-1000 MHz	-100 dBc	—
Noise Figure	52-1000 MHz	3.0 dB	—
Distortions	CSO CTB Xmod	-65 dBc -74 dBc -75 dBc	—

Three input levels at +10 dBmV flat 77 channels and 200 MHz noise for QAM test from 550 to 790 MHz.

Operating Temperature: -40° C to 60° C (-40° F to 140° F).

TV Distribution | Passive Combiner Module Specifications

3x1 Passive Combiner Module Specification - 47693-31P				
Bandwidth	Insertion Loss	Input to Input	Output	Input Return Loss (min)
5-15 MHz	5.2 dB	27 dB	24 dB	25 dB
16-40 MHz	5.3 dB	38 dB	32 dB	28 dB
41-550 MHz	5.6 dB	25 dB	22 dB	24 dB
551-1000 MHz	6.1 dB	24 dB	22 dB	23 dB
Dimensions	3.5" (88.9mm) H x 3.5" (88.9mm) W x 3.33" (83.82mm) D			
Impedance	75 Ohm			
Connector Type	Gold plated F-type			
Frequency	52-1000 MHz forward path, 0-45 MHz reverse path			

Operating Temperature: -40° C to 60° C (-40° F to 140° F).





48210-0VA

## Video Amplifier Module

### Features

- Boosts strength of off-air antenna signal for video distribution throughout the home or office
- Boosts signal strength by up to 25 dB
- Features a variable attenuator for signal amplification level setting and an FM trap to eliminate unwanted FM interference

### Video Amplifier Module

**Part No.** 48210-0VA

### Specifications

Dimensions	6.58" (167.1mm) H x 3.67" (93.2mm) W x 4.4" (112mm) D
Frequency Range	50-1000 MHz
Gain Control Range	10-25 dB
FM Trap	25 dB
Impedance	75 Ohm
Connector Type	F-Style
Power Source	12 VDC 500 mA

Not for use in-line between one satellite dish (LNB) and DBS Satellite TV receiver. This module is not intended for use with cable TV (cable modems, set top boxes and cable access cards).

## Passive TV Splitters

### Specifications & Features

- Splits TV signals; outputs for up to four, six or eight televisions
- Provides digital cable, cable TV and other TV services, via coaxial cable, to any room in the house
- Die-cast housing and printed circuit board
- Use with the TV Amplifier for increased signal strength
- Gold flashed contacts on 2 GHz units provide lowest conductive resistance
- 1 GHz Splitters are SCTE compliant
- Dimensions of Splitters:  
1x4 — 1.14" (29.0mm) H x 3.36" (85.3mm) W x 1.66" (42.1mm) D  
1x6, 1x8 — 1.14" (29.0mm) H x 3.36" (85.3mm) W x 2.65" (67.3mm) D
- Dimensions of Splitters with bracket:  
1x4 — 1.40" (35.6mm) H x 6.58" (167.1mm) W x 2.14" (54.4mm) D  
1x6, 1x8 — 1.40" (35.6mm) H x 6.58" (167.1mm) W x 2.65" (76.2mm) D



47690-004, 47690-006,  
47690-008



47690-04C, 47690-08C,  
47690-06C

### 1x4, 1x6 & 1x8 Passive TV Splitters

Description	1 GHz	2 GHz
1x4 Passive TV Splitter	47690-004	47690-0G4
1x6 Passive TV Splitter	47690-006	47690-0G6
1x8 Passive TV Splitter	47690-008	47690-0G8

### 1x4, 1x6 & 1x8 Passive TV Splitters w/ Mounting Bracket

1x4 Passive TV Splitter w/ bracket for 14", 28" and 42" SMCs	47690-04C	47690-4C2
1x6 Passive TV Splitter w/ bracket for 14", 28" and 42" SMCs	47690-06C	47690-6C2
1x8 Passive TV Splitter w/ bracket for 14", 28" and 42" SMCs	47690-08C	47690-8C2

Features

- Passive 3x4 Multi-Switch combines signals from digital satellite with off-air antenna onto single coaxial cable
- Distributes digital satellite signals to up to four TVs
- Incorporates a separate input for TV antenna signals and is best used in combination with a Video Amplifier

Multi-Switch Module		
Part No.		47691-3MS
Specifications		
Dimensions	4.77" (121.1mm) x H x 6.58" (167.1mm) W x 2.37"(602. mm) D	
Frequency	Terrestrial: Satellite: Receiver Output:	40-860 MHz 950-2150 MHz 40-2150 MHz
Connectors	F-Style, 75 Ohms	
LNB Input Selection	LNBA: 13/14 VDC, LNBB: 17/18 VDC	
Insertion Loss (Typical)	Terrestrial: Satellite:	-7 dB -3 db
Return Loss (Typical)	Terrestrial: Satellite:	-10 dB -10 dB
Isolation (Typical)	Output to Opposite Input	-22 db
DC Power Passing	500 mA (max)	



47691-3MS

## Camera Monitoring



The Leviton Indoor/Outdoor Color Camera Monitoring System brings homeowners high-level security and safety that simply can't be matched by non-video sensors. Color video output runs through a Leviton Structured Media® Center and connects to any TV or video monitor in the home. Parents can keep a close watch on children and can see who is ringing the doorbell after dark. Cameras install quickly and easily with a single CAT 5e or CAT 6 cable.



## Camera Monitoring | High Resolution Indoor/Outdoor Cameras & Hubs

### Specifications & Features

#### Cameras

- Indoor Camera is a flush-mount Leviton Decora® wallplate insert, clear and smoke lenses included
- Outdoor Camera delivers 24-hour video feed with automatic infrared illumination
- Each model requires only one 4-pair UTP cable for video and power connectivity
- Indoor and outdoor models are high resolution, full color, 420 line cameras

#### Camera Hubs

- Designed for installation in a Leviton Structured Media® Center
- Hubs inject power for cameras and provide video out signals for other video equipment at the Structured Media Center
- Standard 110 IDC terminations or 8P8C jacks for connection to camera UTP cabling


Cameras & Hubs	
Description	Part No.
Indoor Camera	VSIND-0SC
Outdoor Camera	VSOUT-00W
Camera Hub w/ IDC Connectors	VSHUB-IDC
Camera Hub	VSHUB-000



VSIND-0SC



VSOUT-00W



VSHUB-IDC , VSHUB-000

Structured Media

Camera Monitoring



48213-VMA

## Media Center Modulator

### Features

- Provides whole house security on one analog channel when CATV channel spacing will allow it
- Select the broadcast channel to be programmed via dip-switch button programming
- Modulator provides 0, 10, 20 or 30 dBmV RF output

Media Center Modulator	
Part No.	48213-VMA
Specifications	
Dimensions	3.34" (84.8mm) H x 3.59" (91.2mm) W x 0.98" (24.9mm) D
Inputs	RCA video, RCA audio inputs
Outputs	1 F-connector for RF signal
Operational Channels	14-69 UHF; 70-94, 100-125 CATV, settable via dip switches
Bandwidth	50 MHz - 860 MHz
Power	12VDC 400 mA
Power Source	12 VDC 500 mA

Note: Modulator broadcasts mono audio only. Cannot be combined with digital cable.

## Video Sequencer

### Features

- Automatically switches between up to four cameras with composite video signals
- Variable time interval setting ranges from 1-30 seconds to sequentially monitor each camera
- Snaps into a 14", 28" or 42" Structured Media Center

Video Sequencer	
Part No.	48213-CVS
Specifications	
Dimensions	6.60" (167.7mm) H x 7.80" (198.1mm) W x 2.01" (51.1mm) D
Inputs	Four RCA video, eight RCA left/right audio
Outputs	Two RCA video, four RCA left/right audio
Time Interval	1-30 seconds, variable/adjustable
Signal to Noise Ratio	<1.2 dB
Bandwidth	5 MHz
Power	12VDC, 300 mA



48213-CVS

## Features

- Blocks incoming analog cable TV channels 75-80, allowing the Media Center Modulator to broadcast without interference
- Couples to the coaxial cable TV input on either a splitter or an active video distribution device
- It also blocks outgoing signals, such as cameras, from being broadcast outside the home

RF Notch Filter Specifications	
Part No.	47690-NFA
Specifications	
Dimensions	3.59" (91.2mm) L x 0.81" (20.6mm) W
Type	Passive RF filter
Bandwidth	CATV channels 75-80
Input	Female F-connector
Output	Male F-connector



47690-NFA



## Did You Know? Leviton offers Commercial UTP Security Solutions

Leviton's product selection reaches into commercial-grade security products designed to converge voice, data and camera video onto a single cabling network. Connect security cameras and recording equipment over the same commercial UTP cabling used for voice and data networks with the Leviton suite of UTP Security Solutions.

For more information on UTP Security products, visit [leviton.com/security](http://leviton.com/security).



## Intercom



Leviton brings the home intercom into the 21st century with two innovative systems. The Ophera Video Entry System offers an excellent access solution for MDU and custom residential projects. The Audio Intercom System for Structured Media applications is available for audio intercom functions throughout the house and is designed to easily install with CAT 5e cabling.

The Ophera Video Entry System integrates high quality color video and audio components in a stylish combination intended to compliment any décor. A wide range of appealing and innovative features makes Ophera the recognized choice for moderate sized MDU and custom residential projects. Operates independent of data networks using proven analog technology.

### Specifications & Features

#### Ophera Video Entry System

- Door release capable with re-lock delay
- Up to four entry stations and 100 apartments/suites per system
- 2,133 ft. maximum cable length per system
- Analog system uses CAT 5e and 18-2 AWG twisted cabling
- Choose single button or digital keypad entry panels

#### Ophera Hands-Free Receiver

- 3.5" color monitor on receiver
- Adjustable display tilts 20-degrees
- Mute, privacy and control buttons
- Call waiting notification
- Receiver includes three color inserts: white, arctic blue, orange
- Audio intercom function for up to eight receivers per apartment or suite

#### Entry Station

- Weather resistant video entry stations
- Integrated low-light color video camera with adjustable angle view
- LED backlit buttons
- LCD display on keypad model



White



Arctic Blue



Orange

Ophera Video Entry System	
Description	Part No.
Ophera Hands-Free Color Receiver (with three color inserts)	BR200-00W
1-Button Color Video Entry Panel, X1 system, grey	BT102-01G
Digital Entry Panel with name directory, grey	BT200-DPG
Mounting Box for Ophera	BR300-BOX
Surface mount wall support for Ophera, white	BR300-SMK
Single Push Button Kit	BT600-HPS
Interface module for digital entry panel	BT500-HAC
Plastic embedding box	BT700-HTI
Plastic embedding box with frame, grey	BT700-HTG
Metal Surface Mount Box w/ Rain Cover	BT700-HBT
Control unit and power supply, 120-127V, 60Hz, (12 DIN)	BC100-0VA
Power Supply, 120-127V, 60Hz, 17.5VDC, 1.7A (8 DIN)	BC100-VAS
Video distribution module, 4 output	BC200-4VD
Amplified video distribution module, 4 output	BC200-AVD
Intercom selector, system X1/300	BC300-VSE
Line repeater, 120-127V, 60Hz (12-DIN)	BC100-XAS
Video Amplifier	BC200-AMP



BR200-00W



BT102-01G



BT200-DPG



47000-MKB



47000-STR, 47000-PRT,  
47000-CHM



47000-CWS, 47000-CSG,  
47000-CSB

Specifications & Features

- Integrates with phone system
- Main controller board installs easily into Leviton Structured Media® Center
- System integrates with other services in SMC
- Onboard firmware for music-on-hold
- Allows call on-hold for hang-up at one location and pick-up at another
- Allows whole-house paging, including phone-to-phone paging
- Allows station queuing so multiple, simultaneous activations can be responded to automatically in sequence
- Integrated dry contacts provide security alert by motion, pressure and gate sensors, etc.
- Provides for remote monitoring of zones for added security
- Full duplex communication

Audio Intercom System	
Description	Part No.
Intercom Kit includes Main Controller Board and one Interface Board on a bracket w/ one Outdoor Station	47000-MKB
Outdoor Station, brushed nickel finish	47000-OD1
Indoor Station, white	47000-OW1
Indoor Station, black	47000-0E1
Door Strike Module	47000-STR
Interface Board w/ four additional ports	47000-PRT
Door Chime Module	47000-CHM
Satin Cover and Button Color Change Kit - warm silver	47000-CWS
Satin Cover and Button Color Change Kit - soft gold	47000-CSG
Satin Cover and Button Color Change Kit - sterling blush	47000-CSB
Specifications	
Controller Power Input	24VDC
Current Consumption	250 mA
Power Indicator	Green LED
Ringer Equivalency Number (REN)	4.6
Cabling	CAT 5 UTP 4-pair solid conductor 24 AWG 100 Ohm, 100 MHz
Wiring Standard	T568A via solid conductor 8P8C modular plug and 110-style IDC
Power Source	12 VDC 500 mA



Warm Silver

Soft Gold

Sterling Blush





#### Did You Know?

##### Leviton Offers Wireless Lighting & Home Control Technology

Join a revolution in the home automation industry with Vizia RF +™ wireless lighting and home control technology. Innovative and affordable, with features that are desired by professional installers and appreciated by homeowners, Vizia RF + helps reduce energy consumption. It provides dramatic scene transitions, extended zone lighting control, industry standard 2-way status updating and true integration of household electrical devices. Use Vizia RF + to enhance new construction or to refresh older homes and multiple-dwelling residences.

Equipped with Z-Wave®, the leading home automation technology, Vizia RF + allows tailoring of the perfect home control solution. Imagine a home in which the lighting automatically adapts to your needs. With Vizia RF +, this dream can become reality without straining your energy resources or budget.

For more information on Vizia RF +, visit [leviton.com/viziarf](http://leviton.com/viziarf).



## Connectors, Patch Cables & Wallplates



Leviton offers a broad selection of at-the-wall connection options designed especially for the residential market. HOME 5e™ and HOME 6™ connectors and patch cables deliver affordable high performance. QuickPlates™ and the new Cheetah Speed System offer the ultimate in quick installation. QuickPort® Audio Visual Connectors and Wallplates round out the collection.

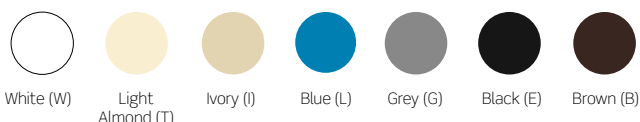
### HOME 5e & HOME 6 Connectors

Leviton HOME 5e and HOME 6 connectors provide high quality network connections designed specifically for residential applications. They are available in standard and tool-free versions to provide maximum flexibility and fast installation in the field. Both meet or exceed T568A wiring standards. Various color options are available to distinguish between connections.

The new HOME 5e and HOME 6 Tool-Free connectors feature an innovative design that eliminates the need for punch-down tools and provides easy wire organization. Simply align the wires into their proper channel, and pinch the connector together for a strong, reliable termination. A T568A wiring diagram is included for residential applications.

QuickPort HOME Connectors	
Description	Part No.
HOME 5e Connector, Standard	5EHOM-R*5
HOME 5e Connector, Tool-Free	5ETLS-R*5
HOME 6 Connector, Standard	61HOM-R*6
Home 6 Connector, Tool-Free	61TLS-R*6

\* = Colors: Choose from any of the colors below.



### HOME 5e & HOME 6 Patch Cables

Leviton's HOME 5e and HOME 6 patch cables deliver high performance at affordable costs. Ultra High Flex HOME 5e and HOME 6 patch cables feature a low profile cable, allowing for tighter radius connections and a cleaner finished appearance inside a dressed Structured Media® Center. Standard-grade patch cables are also available. Various color options are available to distinguish between connections.

HOME Patch Cable	
Description	Part No.
HOME 5e Patch Cable	5LHOM-xx*
HOME 6 Patch Cable	6LHOM-xx*
HOME 5e Ultra High Flex Patch Cable	5HHOM-xx*
HOME 6 Ultra High Flex Patch Cable	6HHOM-xx*

xx = Length: 6" (6I), 1' (01), 2' (02), 3' (03), or 4' (04).

\* = Colors: Choose from any of the colors below.



5EHOM-RW5 (Front)



5EHOM-RW5 (Back)



5ETLS-RW5 (Back)



61HOM-RW6 (Front)



61HOM-RW6 (Back)



61TLS-RW6 (Back)



5LHOM-xxL, 6LHOM-xxL



5HHOM-xx\*

## Connectors, Patch Cables & Wallplates | QuickPort® Connectors

Deliver the high quality signals expected from today's latest technology with Leviton's line of QuickPort Connectors and Adapters. The modular system approach permits cost-effective custom applications while providing outstanding signal quality.

QuickPort Connectors		
Description	Applications	Part No.
CAT 5 Connector	Voice & low speed data	41108-R#5
CAT 3 Connector	Voice & low speed data	41108-R#3
Voice Grade 6-Conductor Connector	Voice	41106-R#6
Voice Grade 8-Conductor Connector	Voice	41108-R#8
BNC Bulkhead Module, standard	CCTV & video	41084-B*F
BNC Bulkhead Module, gold plated	CCTV & video	40832-0B°
S-Video Feedthrough	Enhanced video streams	40734-CV~
S-Video to 110	Enhanced video streams	40734-SV*
3.5MM Stereo screw terminal	Computer audio applications	40839-S~S
F-Connector, standard, 1GHz	TV, DVD, satellite & home theater	41084-F*F
F-Connector, gold plated, 2.5GHz	TV, DVD, satellite & home theater	40831-0B°
RCA to 110	Advanced audio & video	40735-Rx†
RCA w/ black stripe	Advanced audio & video	40830-B*E
RCA w/ red stripe	Advanced audio & video	40830-B*R
RCA w/ yellow stripe	Advanced audio & video	40830-B*Y
RCA w/ green stripe	Advanced audio & video	40830-B~V
RCA w/ blue stripe	Advanced audio & video	40830-B~L
Banana Jack Adapter, gold plated w/ black stripe	Advanced audio	40837-B*E
Banana Jack Adapter, gold plated w/ red stripe	Advanced audio	40837-B*R
Binding Post Adapter, gold plated w/ black stripe	Advanced audio	40833-B*E
Binding Post Adapter, gold plated w/ red stripe	Advanced audio	40833-B*R
Snap-in Blank Module	Secures unused ports	41084-B*B
QuickPort Compression RCA Connector	Advanced audio & video	40782-R•W
QuickPort Compression F-Connector (white only)	TV, DVD, satellite & home theater	40782-CPF
Compression Connectors		
Compression Connectors F-style	TV, DVD, satellite & home theater	40985-CRF
Compression Connector RCA-style	Advanced audio & video	40985-CRU

# = Color: Choose from any of the 14 colors shown below.

\* = Color: White (W), Light Almond (T), Almond (A), Ivory (I), Grey (G), Black (E), Brown (B).


° = Color: White (W), Light Almond (T), Almond (A), Ivory (I).

~ = Color: White (W), Ivory (I).

x = Inner Barrel Color: Orange (O), Red (R), White (W), Yellow (Y) Ivory (I).

† = Color: White (W), Light Almond (T), Almond (A), Ivory (I), Grey (G), Black (E).

• = Inner Barrel Color: Black (E), Yellow (Y), Red (R), Blue (L), Green (V).



41084-BWF, 40832-0BW



40734-CVW, 40834-SVW



40839-SWS



41084-FWF



40833-BWR, 40833-BWE



40782-RYW, 40782-CPF

40985-CPF, 40985-CRU

## Specifications and Features

- QuickPlate Wallplates distribute data, phone and TV connections through a preassembled one-piece design
- Rear facing IDC punchdowns and consistent positioning of data and F-connectors reduce ordering problems and eliminate onsite assembly
- All QuickPlates have a pleasing matte finish
- Robust one-piece wallplate and lead-frame jack design
- Rear facing 110 IDC punchdown for voice and data jacks make termination quick and easy
- Data port accepts CAT 5e with T568A wiring
- Phone port accepts UTP with USOC wiring
- F-connector for video applications is an F-81 style bulkhead connector
- Includes captive screws painted to match wallplate color
- Standard dimensions — 4.61" (117.1mm) H x 2.75" (69.9mm) W x 0.26" (6.5mm) D
- Midway dimensions — 4.99" (126.7mm) H x 3.13" (79.4mm) W x 0.26" (6.5mm) D
- CAT 5e connectors meet or exceed applicable standards; labeled for T568A wiring
- Complies with applicable FCC Part 68 requirements
- Supports high megabit and shared-sheath applications
- F-style bulkhead connectors meet or exceed 10dB of return loss at 1 GHz and are SCTE compliant

QuickPlate		
Description	Standard Size Part No.	Midway Size Part No.
One Data	5EA20-S1*	5EA20-M1*
One Data, One F-Style	5EA20-S2*	5EA20-M2*
One Data, One Phone, One F-Style	5EA20-S3*	5EA20-M3*
Two Data, Two F-Style	5EA20-S4*	5EA20-M4*

\* = Colors: Choose from any of the colors below.



White (W)



Light Almond (T)



Almond (A)



Ivory (I)



5EA20-S1W



5EA20-S2W



5EA20-S3W



5EA20-S4

## Connectors, Patch Cables & Wallplates | Cheetah Speed System

The patented Cheetah Speed System enables electrical devices and wallplates to be installed without screws using a revolutionary speed anchor and snap and lock system. The Cheetah Speed System increases the speed of installation by up to 50%, and at the same time offers the elegance, style and designer appearance of screwless wallplates.



5020C-C0W



CH159-000



3005C-C00



4007C-C00

### Cheetah Speed System Inserts

Description	White	Lt. Almond	Almond	Ivory	Black
3-Port Insert	5020C-C0W	5020C-CAL	—	5020C-C0I	5020C-C0B
Decora® Insert Telephone	CH149-00W	CH149-00T	CH149-00A	CH149-00I	CH149-00E
Decora Insert Coax	CH181-00W	CH181-00T	CH181-00A	CH181-00I	CH181-00E
Decora Insert Telephone/ Coax Combo	CH159-00W	CH159-00T	CH159-00A	CH159-00I	CH159-00E

### Cheetah Speed System Boxes & Brackets

1-Gang Non-Metallic Datacom Box	(includes two nails & twp self tapping screws)	3005C-C00
Low Voltage Datacom Cut-in Bracket		4007C-C00



White

Light  
Almond

Almond



Ivory



Black

Cheetah Wallplate  
SJ26C




## QuickPort® Flush Mount & Stainless Steel Wallplates | Connectors, Patch Cables & Wallplates

### QuickPort Flush Mount Wallplates

Offering field configurability in an attractive single-piece housing. Flush mount wallplates include color matched mounting screws.

QuickPort Flush Mount Wallplates			
Description	White	Lt. Almond	Ivory
6-Port Flush Mount, individual polybag pack, standard carton	41080-6WP	41080-6TP	41080-6IP
4-Port Flush Mount, individual polybag pack, standard carton	41080-4WP	41080-4TP	41080-4IP
3-Port Flush Mount, individual polybag pack, standard carton	41080-3WP	41080-3TP	41080-3IP
2-Port Flush Mount, individual polybag pack, standard carton	41080-2WP	41080-2TP	41080-2IP
1-Port Flush Mount, individual polybag pack, standard carton	41080-1WP	41080-1TP	41080-1IP

Midway size plates in plastic and high-impact nylon also available. Call Leviton Customer Service at 1-800-722-2082.



### QuickPort Stainless Steel Wallplates – Single & Dual-Gang

Designer styling, durability and easy cleaning make Leviton stainless steel wallplates a favorite among discerning homeowners.

QuickPort Stainless Steel Wallplates	
Description	Part No.
1-Port Single-Gang Wallplate	43080-1S1
2-Port Single-Gang Wallplate	43080-1S2
3-Port Single-Gang Wallplate	43080-1S3
4-Port Single-Gang Wallplate	43080-1S4
6-Port Single-Gang Wallplate	43080-1S6
2-Port Dual-Gang Wallplate	43080-2S2
4-Port Dual-Gang Wallplate	43080-2S4
6-Port Dual-Gang Wallplate	43080-2S6
8-Port Dual-Gang Wallplate	43080-2S8
12-Port Dual-Gang Wallplate	43080-S12
Wall Phone Plate, recessed	4108W-1SP
Wall Phone Plate, flush	4108W-OSP



41080-6WP



41080-3WP



4108W-1SP, 4108W-OSP



QuickPort Stainless Steel Wallplates

Structured Media

Connectors, Patch Cables & Wallplates


# Connectors, Patch Cables & Wallplates | QuickPort® Angled Wallplates & Multimedia Inserts



41081-2WP



42081-4WS



40807-0BW, 40807-00W



41641-00W, 41643-00W



41647-00W

## QuickPort Angled Wallplates

### Specifications & Features

- Angled ports relieve stress on equipment cords
- The bottom opening can be used as a duplex port by inserting the supplied divider and installing two QuickPort modules
- Mounting screws are included

### QuickPort Angled Wallplates

Description	White	Lt. Almond	Almond	Ivory
4-Port Wallplate	41081-4WP	41081-4TP	—	41081-4IP
2-Port Wallplate	41081-2WP	41081-2TP	—	41081-2IP
4-Port Wallplate w/ ID window	42081-4WS	42081-4TS	—	42081-4IS
2-Port Wallplate w/ ID window	42081-2WS	42081-2TS	—	42081-2IS
4-Port w/ two angled ports, individual polybag pack, standard carton	40807-0BW	—	—	40807-0BI
4-Port w/ two angled ports, w/ ID window, carded pack standard carton	40807-00W	—	40807-00A	40807-00I
Angled 8-Port w/ four angled ports, individual polybag pack, standard carton w/ ID window	40807-B2W	—	—	40807-B2I

## QuickPort Multimedia Wallplate Inserts

### Specifications & Features

- Combine Decora® multimedia inserts with QuickPort modules and Decora wallplates
- Mix and match the modules in combinations of two, three, four or six
- Decora inserts are compatible with the full line of standard Decora wallplates, Decora Plus snap-on wallplates and Leviton sectional wallplates (all sold separately)
- Inserts fit standard NEMA wallboxes and include mounting tabs with strip-resistant steel nuts


### QuickPort Multimedia Wallplate Inserts

Description	White	Lt. Almond	Almond	Ivory
1-Port Insert, polybag, standard carton	41641-00W	41641-00T	41641-00A	41641-00I
2-Port Insert, polybag, standard carton	41642-00W	41642-00T	41642-00A	41642-00I
3-Port Insert, polybag, standard carton	41643-00W	41643-00T	41643-00A	41643-00I
4-Port Insert, polybag, standard carton	41644-00W	41644-00T	41644-00A	41644-00I
6-Port Insert, polybag, standard carton	41646-00W	41646-00T	41646-00A	41646-00I
HDMI Decora Insert, feedthrough	41647-00W	—	—	41647-00I
DVI Feedthrough, Decora Style	41648-00W	—	—	41648-00I



Decora Single-Gang Wallplates	
Description	Part No.
Decora, standard size, urea	80401-00*
Decora, standard size, nylon	80401-0N*
Decora, standard size, stainless	84401-040
Decora Plus, standard size, polycarbonate	80301-0S*
Decora, midsize, urea	80601-0S*
Decora, midsize, nylon	0PJ26-00*
Decora Plus, midsize, polycarbonate	0SJ26-0S*
Decora Dual-Gang Wallplates	
Description	Part No.
Decora, standard size, urea	80409-00*
Decora, standard size, nylon	80409-0N*
Decora, standard size, stainless	84409-040
Decora Plus, standard size, polycarbonate	80309-0S*
Decora, midsize, urea	80609-0S*
Decora, midsize, nylon	0PJ62-00*
Decora Plus, midsize, polycarbonate	0SJ62-0S*

\* = Colors: Choose from any of the colors below.



### QuickPort Shutters

#### Specifications & Features

- Protect connectors with a one-piece hinged door
- Work in any QuickPort housing
- Fit USOC 8-position, CAT 3, CAT 5, CAT 5e and CAT 6 connectors

QuickPort Shutters	
Description	Part No.
QuickPort Shutter Kit w/ Leviton logo and miscellaneous icons	51084-ICN
Accessory Kit w/ pre-printed icons, White	51084-XLB
Color Label Kit w/ pre-printed icons, Brown, Green, Orange, Red, Blue, Grey, and Purple	51084-CLB



80401-00W



80409-00W



51084-ICN



51084-CLB

## Residential Tools & Accessories



Leviton has everything you need to terminate and connect audio, video and network wiring in the home. The Wire Punchdown Tool enables one-step punchdown of 110-Style or 66 Connecting Block IDCs with a single push on the handle. Specialized blades, stripping and crimping tools, and other accessories complete the collection.

## Residential Tools & Accessories | Residential Tools & Accessories

Structured Media

Residential Tools & Accessories

Residential Tools	
Description	Part No.
Residential Tool Kit includes Punchdown Tool w/ 110 blade, EZ-RJ45™ Crimp Tool, two Level Coaxial Cable Strippers, UTP Stripping Tool, Coax and Round Wire Cable Cutter, EZ-RJ45 Connectors, and screwdriver	40812-RTK
Wire Punchdown / Termination Tool, blades sold separately	49553-814
110 IDC Blade	49553-110
66-Clip Blade	49553-066
BIX® Blade	49553-BIX
Krone® Blade	49553-KRN
Awl (Woodscrew starter punch)	49553-AWL
Master Compression Tool	40989-CPT
UTP Stripping Tool	49660-00P
Coaxial Stripping Tool	C5914-000
EZ-RJ45 Crimp Tool	40989-RCT
Residential Accessories	
Description	Part No.
EZ-RJ45 Connector, 50/pack	47613-EZC
EZ-RJ45 Connector Display Pack, 10/pack	47613-EZR
Push-Lock Pins for SMCs, 20/pack	47615-NYL
4x4 Telephone Line Breakout Module	47609-4X4
Reclosable Tie-Wrap, 5" Length, 25/pack	43105-005
Reclosable Tie-Wrap, 8" Length, 25/pack	43108-008
Reclosable Tie-Wrap, 12" Length, 25/pack	43112-012



47615-NYL



47609-4X4



43105-005, 43108-008, 43112-012



40812-RTK

## Audio



Leviton has a system to make entertaining with audio and video easy in any type of home. Leviton Spec-Grade Sound™ speakers are an ideal balance between performance and value. Leviton Architectural Edition™ Powered by JBL® systems bring the pro sound experience to the home. And award-winning Leviton Architectural Edition™ components ensure that an installed entertainment system has no weak links.



JBL® studio monitors have the reputation for incorporating the most advanced audio materials, technologies and precision engineering available. Many of these same features and technologies are built into selected models in the Leviton Architectural Edition™ Powered by JBL series audio equipment. Whatever the application, when the specs call for JBL In-Wall and In-Ceiling Speakers, the performance is guaranteed to bring a new meaning to the phrase “home entertainment.”

### Features

- JBL Titanium-laminate drivers for maintaining accuracy and clarity even at frequency extremes
- Straight-line Signal Path™ (SSP™) crossover network for minimal signal distortion
- Long-excursion woofers with butyl-rubber half-round surrounds and extended pole-piece magnetic structures for maximum bass impact and dynamic range
- Low-diffraction, swivel-tweeter mounting system for optimum stereo imaging
- Heavy-duty push-type input terminals for long-term connection integrity
- Integrated dog-ear mounting brackets (optional rough-in kits available for pre-construction installation in new homes)
- Acoustically-transparent paintable baffles and grilles

Leviton Architectural Edition Powered by JBL In-Wall Speakers		
Description	Pair of 6.5" Two-Way In-Wall Loudspeakers	Pair of 8" Two-Way In-Wall Loudspeakers
Part No.	AEI65-000	AEI80-000
Specifications		
Driver Complement	1" (25mm) Titanium-laminate dome tweeter; 6.5" (170mm) Titanium-laminate woofer	1" (25 mm) Titanium-laminate dome tweeter; 8" (200 mm) Titanium-laminate woofer
Frequency Response	38 Hz-20 kHz (-10 dB)	30 Hz-20 kHz (-10 dB)
Sensitivity	88 dB @ 2.83V/1m	89 dB @ 2.83V/1m
Power Handling	80 Watts	100 Watts
Impedance	Nominal 8 Ohms	Nominal 8 Ohms
Dimensions	8.5" (226mm) W x 11" (279mm) H x 3.87" (98mm) D	10.13 W (257mm) x 13.13 (333mm) H x 4" (102mm) D
Mounting Cutout Size	7.13" x 9.69" (1811mm x 246.1mm)	8.88" x 11.81" (225.55mm x 299.97mm)
Weight	5 lb /2.3 kg per speaker	7.8 lb/3.5 kg per speaker

Features and specifications subject to change.



AEI65-000



AEI80-000



AEC65-000



AEC80-000



AEM65-000



Leviton Architectural Edition™ Powered by JBL® In-Ceiling Speakers			
Description	Pair of 6.5" Two-Way In-Ceiling Loudspeakers	Pair of 8" Two-Way In-Ceiling Loudspeakers	6.5" Two-Channel/Single Location Two-Way In-Wall Loudspeaker
Part No.	AEC65-000	AEC80-000	AEM65-000
Specifications			
Driver Complement	1" (25 mm) Titanium-laminate dome tweeter; 6.5" (170 mm) Titanium-laminate woofer	1" (25 mm) Titanium-laminate dome tweeter; 8" (200 mm) Titanium-laminate woofer	Dual .75" (19 mm) Titanium-laminate dome tweeters; One 6.5" (170 mm) Dual voice-coil Titanium-laminate woofer
Frequency Response	40 Hz-20 kHz (-10 dB)	32 Hz-20 kHz (-10 dB)	40 Hz-20 kHz (-10 dB)
Sensitivity	88 dB @ 2.83V/1m	89 dB @ 2.83V/1m	88 dB w/ both channels driven @ 2.83V/1m
Power Handling	80 Watts	100 Watts	100 Watts total (50 Watts/channel)
Impedence	Nominal 8 Ohms	Nominal 8 Ohms	Nominal 8 Ohms
Diameter	9.18" (233mm)	10.87" (275mm)	9.18" (233mm)
Depth	4.25" (108mm)	4.25" (108mm)	4.25" (108mm)
Mounting Cutout Size	7.88" (200.15mm) Diameter	9.50" (240mm) Diameter	7.88" (200.15mm) Diameter
Weight	4.5 lb /2.0 kg per speaker	5.6 lb /2.5 kg per speaker	4 lb/1.8 kg per speaker

Features and specifications subject to change.

Leviton Architectural Edition™  
HOME ENTERTAINMENT SYSTEMS  
powered by JBL®

## Audio | In-Wall/Ceiling Spec-Grade™ Speakers

When the specs call for quality sound, rely on Leviton's award-winning Spec-Grade Sound indoor speaker line for technical innovation and value.

### Features

- AeroNylon tweeter diaphragm provides crystal-clear treble response and exceptionally accurate tracking of even the most challenging musical transients
- Built-in AutoSurge™ circuit protection helps prevent speaker damage
- Advanced phase/time alignment guide properly aligns sound without misaligning the tweeters
- Precision dividing network ensures total audio signal electronic integrity up to the last microsecond before the signal is converted into sound
- Inert mounting frame with "dogleg" installation points eliminates any transmitted vibrations that could alter in-wall or ceiling sound quality

Leviton Spec-Grade Sound In-Wall/In-Ceiling Speakers			
Description	6.5" Two-Way In-Ceiling Loudspeaker	6.5" Two-Way In-Wall Loudspeaker	8" Two-Way In-Wall Loudspeaker
Part No.	SGC65-00W	SGI65-00W	SGI80-00W
Specifications			
Driver Complement	6.5" Kevlar® composite cone low-frequency transducer, 0.5" AeroNylon dome high-frequency transducer, two-way balanced precision crossover network w/ AutoSurge™ circuit protection	6.5" Kevlar composite cone low-frequency transducer, 0.5" AeroNylon dome high-frequency transducer w/ phase/time alignment guide, two-way balanced precision crossover network w/ AutoSurge circuit protection	8" Kevlar composite cone low-frequency transducer, 1" AeroNylon dome high-frequency transducer w/ phase/time alignment guide, two-way balanced precision crossover network w/ AutoSurge circuit protection
Frequency Response	50-20kHz ± 3 dB	50-20kHz ± 3 dB	44-20kHz ± 3 dB
Sensitivity	87.0 dB SPL @ 1 Watt/1 Meter	88.8 dB SPL @ 1 Watt/1 Meter	86.5 dB SPL @ 1 Watt/1 Meter
Power Handling	120W peak/60W RMS	120W peak/60W RMS	160W peak/60W RMS
Impedance	Nominal 8 Ohms/ Minimum 6 Ohms	Nominal 8 Ohms/ Minimum 6 Ohms	Nominal 8 Ohms/ Minimum 6 Ohms
Diameter	9.02" (229.2mm)	—	—
Dimensions	3.25" (82.5mm) D to rear of baffle	12.30" (312.4 mm) H x 9.00" (228.6mm) W x 3.20" (81.2mm) D to rear of baffle	14.20" (360.7mm) H x 10.25" (260.4mm) W x 3.52" (89.4mm) D to rear of baffle



SGC65-00W



SGI65-00W



SGI80-00W

Structured Media

Audio



AEBC6-000

### Pre-Construction Kits

Leviton/JBL® pre-construction kits ensure that speaker locations and wiring are preserved and protected during construction, allowing for a cleaner, faster and more precise installation during the trim-out stage.

#### Pre-Construction Kits for In-Ceiling & In-Wall Speakers

Description	Part No.
Leviton Architectural Edition® Powered by JBL In-Wall Center Shelf Pre-Construction Kit for use with AEI55 (pg. 70)	AEPI5-KIT
Leviton Architectural Edition Powered by JBL 6.5" Pre-Construction Speaker Kit for In-Wall Speaker	AEPI6-KIT
Leviton Architectural Edition Powered by JBL 8" Pre-Construction Speaker Kit for In-Wall Speaker	AEPI8-KIT
Leviton Architectural Edition Powered by JBL 6.5" Pre-Construction Speaker Kit for In-Ceiling Speaker	PCC55-KIT
Leviton Architectural Edition Powered by JBL 8" Pre-Construction Speaker Kit for In-Ceiling Speaker	AEPC8-KIT

#### Fire Rated Back-box

Description	Part No.
Fire Rated Back-box enclosure for any 6.5" ceiling speaker	AEBC6-000

#### Pre-Construction Kits for Leviton Spec-Grade™ Speakers

Description	Part No.
Rough-In Bracket for 6.5" In-Wall Loudspeaker	PCI65-KIT
Rough-In Bracket for 8" In-Wall Loudspeaker	PCI80-KIT
6.5" Pre-construction Kit for In-Ceiling Speaker	PCC55-KIT

### Replacement Grills

#### Replacement Grills for Leviton Spec-Grade In-Ceiling & In-Wall Speakers

Description	Part No.
Replacement Grill for SGC65	SGC65-GRL
Replacement Grill for SGI65	SGI65-GRL
Replacement Grill for SGI80	SGI80-GRL

## Leviton Architectural Edition™ Powered by JBL® Outdoor Speakers

### Features

- Elliptical Oblate Spheroidal™ (EOS®) Waveguide technology for high-frequency dispersion
- Straight-line Signal Path™ (SSP™) crossover networks for minimal signal distortion
- 5-way binding post input terminals for long-term connection integrity
- Mounting brackets (AEN24) and/or special mounting hardware (AES36) included

Leviton Architectural Edition Powered by JBL Outdoor Speakers		
Description	Pair of Outdoor/All-Weather Two-Way Loudspeakers	Pair of Outdoor/All-Weather Three-Way Loudspeakers
Part No.	AEN24-000	AES36-000
Specifications		
Driver Compliment	.75" (19mm) Titanium-laminate dome tweeter, 4" (100mm) WeatherPlas™ (polymer-coated cellulose fiber cone) woofer w/ rubber surround, high-temperature/oversized Kapton® voice coil, and HeatScape™ motor structure	1" (25mm) Pure Titanium shielded dome tweeter; 4" (100mm) WeatherPlas shielded midrange w/ LFP bezel, 6" (150mm) WeatherPlas (polymer-coated cellulose fiber cone) shielded woofer w/ rubber surround, high-temperature/oversized Kapton voice coil, Symmetrical Field Geometry (SFG™) magnet design and cast aluminum basket
Frequency Response	75 Hz-20 kHz (-3 dB)	60 Hz-20 kHz (-3 dB)
Sensitivity	86 dB @ 2.83V/1m	90 dB @ 2.83V/1m
Power Handling	100 Watts	150 Watts total
Impedence	Nominal 8 Ohms	Nominal 8 Ohms
Diameter	9.5" (241mm)	10.25" (260mm)
Depth	6.25" (159mm)	14.62" (371mm)
Weight	4.5 lb/2.0 kg per speaker	11 lb/5 kg per speaker

Features and specifications subject to change.

## Leviton Spec-Grade™ Outdoor/Utility Speakers

Leviton Spec-Grade Outdoor/Utility Two-Way Loudspeaker	
Description	Pair of Outdoor/Utility Two-Way Loudspeakers
Part No.	SGO99-00W
Specifications	
Driver Compliment	5.25" Silicate-fiber cone low-frequency transducer with butyl rubber surround, 0.5" Polydome high-frequency transducer, two-way balanced precision crossover network w/ AutoSurge circuit protection, element resistant polypropylene enclosure, gold plated binding terminals, and aluminum mounting bracket w/ stainless steel hardware.
Frequency Response	50-20kHz ± 3 dB
Sensitivity	87.0 dB SPL @ 1 Watt/1 Meter
Power Handling	120W peak/60W RMS
Impedence	Nominal 8 Ohms/ Minimum 6 Ohms
Dimensions	8.5" (215.9mm) H x 6.79" (172.4mm) W x 6.03" (153.2mm) D to rear of baffle

Features and specifications subject to change.



AEN24-000



AES36-000



SGO99-00W

## Audio | Home Theater Component Speakers

JBL® systems measure up to a higher standard than typical home theaters, because more JBL speakers are found in film recording studios and behind the screens of the world's best movie theaters than any other brand. In the Leviton/JBL program, the same professional features and technologies that set JBL apart from the rest are ready for installation into advanced home theater systems.

Whether installed in a living room, family room, den or other entertainment space, Leviton Architectural Edition™ Powered by JBL home theater speaker systems will thrill listeners with a theater quality listening experience.

### Features

- JBL Titanium-laminate drivers (AEI65/80 in-wall and AEC65/80 and AEM65 in-ceiling models) or pure Titanium tweeter and Polymer-coated aluminum woofers (AEI55 installed center channel model) for maintaining musical accuracy and clarity even at frequency extremes
- Straight-line Signal Path™ (SSP™) crossover network for minimal signal distortion
- Long-excursion woofers with butyl-rubber half-round surrounds and extended pole-piece magnetic structures for maximum bass impact and dynamic range
- Low-diffraction, swivel-tweeter mounting system for optimum stereo imaging
- Heavy-duty push-type input terminals for long-term connection integrity
- Integrated dog-ear mounted brackets (optional rough-in kits available for pre-construction installation in new homes)
- Acoustically-transparent paintable baffles and grills



AEI55-000

Leviton Architectural Edition Powered by JBL Home Theater In-Wall Speaker	
Description	Part No.
Dual 5" Two-Way In-Wall Center Channel Home Theater Loudspeaker	AEI55-000
Specifications	
Driver Complement	1" (25mm) Pure Titanium dome tweeter, two 5" (125mm) Polymer-coat aluminum woofers
Frequency Response	40 Hz-20 kHz (-10 dB)
Sensitivity	88 dB @ 2.83V/1m
Power Handling	120 Watts
Impedance	Nominal 8 Ohms
Diameter	7.5" (191mm)
Depth	3.87" (98mm)
Mounting Cutout Size	14" x 6" (356mm x 152mm)
Weight	5.7 lb /2.6 kg per speaker

Features and specifications subject to change.



## JBL® Shelf-Mount Center Channel Speaker

### Features

- Straight-line Signal Path™ (SSP™) crossover network for minimal signal distortion
- Dual 5-inch JBL PolyPlas™ cone woofers
- FreeFlow™ flared port for increased bass response without adding unwanted port noise
- Elliptical Oblate Spheroidal™ (EOS®) waveguide technology for high-frequency dispersion

Leviton Architectural Edition Powered by JBL Home Theater Shelf-Mount Speaker	
Description	Part No.
Dual 5" Two-Way Shelf-Mount Center Channel Loudspeaker w/silver grill	AECCS-VCE
Specifications	
Driver Compliment	.75" (19mm) Titanium-laminate dome shielded Tweeter, two 5" (130mm) Polyplas™ shielded woofers
Frequency Response	75 Hz-20 kHz (-3 dB)
Sensitivity	90 dB @ 2.83V/1m
Power Handling	75W/300W
Impedence	Nominal 8 Ohms
Dimensions	6.5" (165mm) H x 20.25" (514mm) W x 9.625" (244mm) D
Weight	9.6 lb / 4.4 kg per speaker

Features and specifications subject to change.

## JBL Subwoofer

### Features

- High efficiency, high current switching amplifier
- JBL's PolyPlas™ woofer for low frequencies
- FreeFlow™ flared port for increased bass response without adding unwanted port noise
- Variable low-pass crossover frequency controls and a phase switch allow for adjusting the AESUB to be adjusted to a room's particular acoustics and an individual's personal preference
- LFE and line level inputs for maximum connection flexibility

Leviton Architectural Edition Powered by JBL Home Theater Subwoofer	
Description	Part No.
Powered 12" Subwoofer w/ 300-Watt Amplifier w/silver grill	AESUB-012
Specifications	
Driver Compliment	12" (300mm) PolyPlas woofer
Enclosure Type	Front-firing
Amplifier Power Output (RMS)	300 Watts
Dynamic Power (peak)	500 Watts
Subwoofer Frequency Response	25 Hz ± 3db low-pass crossover setting (variable)
Inputs	Line-Level (switchable to LFE) and Speaker-Level w/ five-way binding posts
Dimensions	19.75" (502mm) H x 14.37" (365mm) W x 18" (457mm) D
Weight	3.95 lb / 18 kg per speaker

Features and specifications subject to change.



AECCS-VCE



AESUB-012



AEH50-0WH

When specifications call for audio performance combined with installation flexibility, look to the AEH50 Surround-Sound Home Cinema speaker system with 100 watt powered subwoofer. The AEH50 is engineered with a form factor ideal for situations where installed in-wall and ceiling speakers are impractical, such as corner installations.

Features

- Five-channel system that's expandable to 6.1 and 7.1 Surround-Sound operation with the addition of optional AES55 satellite speaker(s)
- Includes five 2-way magnetically-shielded satellite speakers with high-output 2.5" (63.5 mm) woofer and precision 0.5" (12.7mm) tweeter; one 8 inch (200mm) 100 Watt powered subwoofer with LFE input, adjustable level control, and built-in crossover network for use with speaker-level receiver outputs
- Includes five architectural-grade adjustable mounting brackets
- Includes subwoofer input RCA cable
- Available in white or black finish

Leviton Architectural Edition™ Powered by JBL® Home Cinema Speaker System	
Description	Part No.
Five-Channel Surround Sound Home Cinema Speaker System w/ 100 watt powered subwoofer and five satellite speakers	AEH50-0WH (white) AEH50-0BL (black)
Specifications	
Subwoofer Enclosure Type	Bass-reflex w/ FreeFlow™ flared port
Recommended Power Range	10-100 Watts
Subwoofer Frequency Response (± 3 dB)	35 Hz -160 Hz
Subwoofer Crossover Frequency	120 Hz, 24 dB/octave w/ LFE/Normal switch in NORMAL position
Satellite Frequency Response (± 3 dB)	150 Hz-20 kHz
Satellite Speaker Sensitivity (2.83V/1m)	86 dB
Satellite Impedance	Nominal 8 Ohms
Subwoofer Dimensions	16.25" (413mm) H x 11" (279mm) W x 13.75" (349mm) D
Subwoofer Weight	28 lb/12.7 kg
Satellite Dimensions	5" (127mm) H x 3.5" (88.9mm) W x 3.5" (88.9mm) D
Satellite Weight	1.8 lb/0.8 kg per speaker

## Satellite Speakers

### Features

- Includes one 2-way magnetically-shielded satellite speaker with high-output 2.5" (63.5 mm) woofer and precision 0.5" (12.7mm) tweeter
- Includes one architectural-grade adjustable mounting bracket

Expansion Satellite Speaker	
Description	Part No.
System-Matched Satellite Speaker for 6- and 7-channel operation for 6.1 or 7.1 Surround-Sound operation	AESS5-0WH (white) AESS5-0BL (black)
Specifications	
Recommended Power Range	10-100 Watts
Frequency Response ( $\pm 3$ dB)	150 Hz -20 Hz
Speaker Sensitivity (2.83V/1m)	86 dB
Satellite Impedance	Nominal 8 Ohms
Dimensions	5" (127mm) H x 3.5" (88mm) W x 3.5" (88mm) D
Weight	1.8 lb/0.8 kg per speaker



AESS5-0WH

## Adapter Wallplate/Rough-In Kit

### Features

- Includes mounting hardware (wallplate screws and thread cutting screws for bracket to wallplate mounting)

Adapter Wallplate/Rough-In Kit for JBL® Home Cinema Satellite Speakers	
Description	Part No.
Single Gang Decorative Satellite Speaker Adapter Wallplate 4.5" (114mm) H x 2.75" (70mm) W x 2.5" (6mm) D, 1 oz/0.3 kg	AEPHK-0WH (white) AEPHK-0BL (black)

Features and specifications subject to change.



AEPHK-0WH  
(speaker not included)

## Audio | Harman/Kardon® Audio/Video Receiver & DVD Player

There is no better way to assure the highest performance and value from a state-of-the-art Leviton Architectural Edition™ powered by JBL® system than to match it with the Harman/Kardon Entertainment Center.

### Specifications & Features

- Selectable Surround Sound modes, including but not limited to: Logic 7®, DTS®, DTS® 96/24™, Dolby® Digital, Dolby Virtual Speaker Version 2, and Dolby Pro Logic® II & IIx
- High Current amplification/Ultra-Wide Bandwidth design with independent front and rear power supplies
- 1080 HDMI™ switching with Audio/Video processing
- Simplay HD™ verified
- EzSet/EQ automatic room/system correction equalization (calibrated microphone included)
- Converts composite and S-video sources to component video
- RS-232 port for future applications
- Programmable backlit remote control
- iPod® Bridge compatible
- A-BUS Ready® (higher-powered model)

### Harman/Kardon 7.1 Channel Digital Audio/Video Receiver

Description	Part No.
7.1 Channel Audio/Video Surround Sound Receiver with HDMI™ Switching	HKAVR-XXX

See Leviton.com to confirm part number. Check with your Leviton salesperson for product availability. Features and specifications are subject to change.



HKAVR-XXX

## Harman/Kardon DVD Player

### Specifications & Features

- Video playback formats include DVD, DVD-R/RW, DVD+R/RW, VCE, SVCD
- Audio playback formats include CD, CD-R, CD-RW, MP3, Windows Media®
- Progressive scan video output (480i and 480p)
- Simultaneous component, S-Video and composite video outputs
- Dolby Digital®, DTS® and MPEG-2-compatible audio outputs
- Coax and optical digital audio outputs
- Backlit remote control
- 1080i upscaling on HDMI output



HKDVD

Harman/Kardon DVD Player	
Description	Part No.
High-Performance DVD Player w/ HDMI Output 2" (50mm) H x 17.3" (440mm) W x 11.25" (285mm) D, 6 lbs (2.7 kg)	HKDVD

## Infrared Remote Sensor

### Features

- Attractive case for shelf-top locations
- Red talkback LED, tests system for correct wiring as well as indicating infrared reception
- Nominal reception angle: 45° off axis
- Attached 7' cable and 3.5 mm stereo mini plug permits direct plug-in to Connecting block that has an "IR RCVR" or "AUX" jack

Infrared Remote Sensor	
Description	Part No.
Infrared Remote Sensor	HKRMS
Specifications	
Nominal reception range	> 30 ft
Power	12 VDC @ 10 mA 781RG Power Supply required (supplied)
Maximum cable length	One mile w/ 18 gauge
Maximum current output	100 mA
Connecting block	3.5 mm stereo mini jack for quick-connect IR receivers, two 3.5 mm mono mini jacks w/ 470-Ohm resistors drive two single or two dual emitters and 2.1 mm coaxial power jack
Dimensions	1" (26mm) H x 3.25" (83mm) W x 2" (51mm) D
Weight	5.4 oz (0.153 kg)

See Leviton.com to confirm part number. Check with your Leviton salesperson for product availability. Features and specifications are subject to change.



HKRMS



HKABV-000  
Wallplate not included



HKABH-000



HKABS-000

## Harman/Kardon A-BUS Volume Control

Harman/Kardon offers the ability to connect with an A-BUS hub and amplified volume controls. This makes it possible to add multi-room music distribution right off the back of a compatible receiver. The 4-zone A-BUS hub connects quickly and easily to the compatible interface port on the back of the advanced HKAVR receiver.

### Specifications & Features

- Decora® up/down amplified rocker-style volume control powers dedicated speakers in a single room/zone
- Built-in IR sensor accepts control commands to A/V receiver or other compatible components
- Fits in standard J-box or low-voltage mounting ring
- Output level trim pots
- Uses CAT 5/5e UTP cabling

#### Amplified In-Wall A-BUS Volume Control

Description	Part No.
Amplified In-Wall A-BUS Volume Control	HKABV-000

Features and specifications subject to change.

## Harman/Kardon A-BUS 4-Zone System Expansion Hub

### Specifications & Features

- Distributes A-BUS audio signal and power to up to four rooms/zones with HKABV Volume Controls and connected speakers
- Easily connects to the RJ-45 A-BUS interface on the rear of an A-BUS Ready HKAVR A/V Receiver

#### Harman/Kardon A-BUS 4-Zone System Expansion Hub

Description	Part No.
A-BUS 4-Zone System Expansion Hub	HKABH-000

Features and specifications subject to change.

## A-BUS Local Source Input

### Specifications & Features

- Automatically selects between independent local source such as an MP3 player or television audio and the main audio source
- Automatic audio sensing with red LED indicator
- Connects between A-BUS hub and A-BUS volume control
- Line level RCA inputs
- CAT 5e punchdown

#### A-BUS Local Source Input

Description	Part No.
A-BUS Local Source Input	HKABS-000
RCA Cable for A-Bus Local Source Input, sold separately	HKABS-CBL



## Leviton Architectural Edition Multi-Room Amplifiers

Leviton's Architectural Edition Multi-Room Audio Amplifiers combine advanced engineering, and tremendous value in a low-profile chassis. Superior multi-channel amplification supports even the most demanding residential multi-zone systems.

### Features

- Automatic protection circuitry
- High efficiency/small space — Each of the twelve power amplifiers, inside the 3.5" high enclosure, delivers 50 Watts nominal (40 Watts RMS) with peaks of 100 Watts
- Individual input gain adjustment - Adjusts each channel for input and speaker sensitivity variations
- External power ON/OFF through external controllers (12VDC trigger output)
- Electronic link feature allows for either six different stereo channel inputs to have individual sources, or for a different channel input's pair to share a common source (single-source amplifier model only)
- Thermostatically-controlled internal fan helps prevent overheating, maximizes energy efficiency and ensures long-term reliability

### AE6MC Additional Features

- Each of the six stereo amplifiers has access to up to seven independent audio sources
- AE6MA keypad allows access to the entire system from a single keypad and can be controlled remotely with AE6MC remote (sold separately)



AE6MA-000



AE6MC-000



AE6MC-PAD

Leviton Architectural Edition Multi-Room Amplifiers		
<b>Description</b>	12 Channel (6 Stereo Pairs) Power Amplifier	12 Channel, Seven-Source, Six-Room Multi-Channel Controller Amplifier
<b>Part No.</b>	AE6MA-000	AE6MC-000
<b>Specifications</b>		
Output Power	50 Watts nominal, 40 Watts RMS per channel 20 Hz to 20 kHz @ <0.2% THD, all channels driven into 8 Ohms	50 Watts nominal, 40 Watts RMS per channel 20 Hz to 20 kHz @ <0.2% THD, all channels driven into 8 Ohms
Peak Output Power	100 Watts per channel	100 Watts per channel
Inputs	Gold plated RCA jacks w/ adjustable input gain	14 gold plated RCA jacks with adjustable input gain, each input has a fully buffered RCA jack output
Outputs	Five-way gold plated binding posts	Removable screw terminal type accepts 12-20 gauge wire
Total Harmonic Distortion (THD)	Less than 0.1% 20 Hz to 20 kHz	Less than 0.1% 20 Hz to 20 kHz
Signal-to-noise ratio	Over 105 dBA weighted (50 Watts)	Over 105 dBA weighted (50 Watts)
Fan noise	Quiet 28 dBA	Quiet 28 dBA
Dimensions	3.5" (89 mm) H x 17" (432 mm) W x 11.5" (292 mm) D	3.5" (89 mm) H x 17" (432 mm) W x 11.5" (292 mm) D
Weight	22 lb/10 kg	22 lb/10 kg

Multi-Room Amplifier Keypad Accessories	
Description	Part No.
Keypad Controller for AE6MC Amplifier	AE6MC-PAD
Remote Control for AE6MC Keypad Operation	AE6MC-RMT



SGVST-00W  
Wallplate not included

Leviton's Composer Series Volume Controls are built to a single quality standard, which means system designers can specify them for any distributed sound application with total confidence.

The Strauss volume controls are a contemporary Decora® slider design that brings precision and elegance to any installed system. They are available in both standard and impedance-matched versions; color-change kits ensure the right finishing touch for every application.

Features

- Decora slide control with precision 12-position switch (including full OFF position)
- Transformer-Free™ attenuation technology ensures linear frequency response, signal integrity and high power handling ability
- Cermetile resistors replace conventional autoformers to preserve audio signal purity
- Detachable cable connector is compatible with all standard speaker wire sizes (14-18 gauge)
- Decora designer styling adds an elegant touch to any décor
- Can be used outdoors when mounted with any compatible Decora all-weather cover

Decora Strauss Transformer-Free Volume Controls	
Description	Part No.
Decora Strauss Transformer-Free Volume Control	SGVST-00W
Decora Strauss Transformer-Free Impedance Matching Volume Control	SGVSM-00W
Specifications	
Frequency Response	20 Hz-20 kHz ± 1 dB
Power Handling	200W peak/100W RMS
Speaker Impedance	4-16 Ohms (nominal 8 Ohms)
Mounting	Standard single-gang design (mounting depth 2.5" (64mm))
Materials	Frame and slider white polycarbonate high impact, fire retardant plastic rated UL94 V-O

Decora Strauss Color Change Kits	
Description	Part No.
Color change kit, converts to light almond	SGVCK-0LA
Color change kit, converts to almond or ivory	SGVCK-0IA
Color change kit, converts to black	SGVCK-00E



The Chopin™ Decora Digital Volume Control is an all-electronic version that provides system designers with a unique solution for custom audio installations.

### Features

- No direct speaker/amplifier connections required at the volume control wall unit
- Digital, transformer-free design uses aerospace-grade Cermetile resistors for proper heat dissipation and superior performance
- Selectable boot-up feature allows automated volume level control upon powering of the stereo system
- Microprocessor controlled relays for silent switching
- Tap mute feature activated when pressing center of rocker switch
- 3-way volume control can be configured using extra controls

Decora Chopin Digital Stereo Volume Controls	
Description	Part No.
Digital Volume Control Wall Unit	48211-WVC
Digital Volume Control Kit	48211-WVK
Specifications	
Peak RMS Power Rating	200 Watts per channel
Continuous Power Rating	100 Watts RMS per channel
Frequency Response $\pm 1$ dB	15-50 kHz
Speaker Impedance	4-16 Ohms nominal
Speaker/Amp Connector	Removable, snap-in audio monoblock w/ screw terminals
Power Requirements	12VDC, 200 mA
Volume Control Wall Unit Dimensions	4.13" (104.9mm) H x 1.5" (38.1mm) W x 1.2" (30.5mm) D
Volume Control Kit Dimensions	3.3" (83.8mm) H x 6.5" (165.1mm) W x 1.8" (45.7mm) D



48211-WVC



48211-WVK



SGAMP-000

Leviton Architectural Edition™ audio distribution and control modules centralize audio distribution and make for quicker, more reliable connections.

### System Matching Module

#### Features

- Combine with non impedance-matching Decora® Volume Controls to control up to six speaker pairs (cannot be used with impedance-matching volume controls)
- Mounts in Structured Media® Centers and connects six rooms/zones
- AutoSurge™ circuit technology protects speakers from potentially damaging transients
- Transformer-Free™ impedance-matching design ensures linear frequency response, signal integrity, and high power handling capacity
- Aerospace-grade Cermetile resistors replace conventional autoformers to maintain audio signal purity
- Independent channel grounds assure safe connection for all conventional audio amplifiers
- Detachable cable connectors are compatible with all standard speaker wire sizes (14-18 gauge)

#### System Matching Module

Description	Part No.
System Matching Module for impedance-matching passive two-channel multi-room audio systems	SGAMP-000
Specifications	
Power Handling	150 W RMS per channel /225 W peak
Frequency Response ( $\pm .5$ dB)	10 Hz-40 kHz
Dimensions	2.57" (68.6mm) H x 6.38" (161.9mm) W x 5.38" (136.5mm) D

### 1x6 Audio Distribution Module

#### Features

- Combines with impedance-matching Decora Volume Controls to control up to six speaker pairs from an amplifier or receiver
- Mounts in Structured Media Centers and connects six rooms/zones
- Parallel connection scheme ensures the best sound quality
- User-removable connectors facilitate installation
- Connects with standard speaker wire
- Meets or exceeds applicable standards: UL and cULus listed



48211-06A

#### 1x6 Audio Distribution Module

Description	Part No.
1x6 Passive Audio Module	48211-06A
Specifications	
Wire Gauge	14-18 AWG
Requirements	Product must be used with impedance-matched volume controls or controllers
Dimensions	6.58" (167.1mm) H x 2.89" (73.4mm) W x 1.42" (36.1mm) D

Integrated Home Theater and Multi-Room Wallplates combine the build-quality and signal path purity of a custom “audiophile” plate with the connectivity speed and convenience of a ready-made spring-clip design.

### System Matching Module

#### Features

##### Home Theater and Multi-Room Wallplates

- Designed for easy installation of cables
- Wallplates feature two QuickPort® openings for adding other connectors (blanks installed)
- For use with low voltage rings and standard low voltage junction boxes

##### AEHTK Additional Features

- Accommodates from 5.1 to 7.1 channel surround-sound systems which connect to the A/V Receiver
- Features RCA connectors for connecting subwoofers
- Two extra openings for additional QuickPort connectors (e.g. adding an A-BUS® jack or IR port)

##### AEMRK Additional Features

- Integrated wallplate for connecting Left and Right Audio Speakers (± connections), and two extra openings for additional QuickPort connectors (e.g. adding a subwoofer or A-BUS jack)

Home Theater & Multi-Room Wallplates		
Description	Home Theater Interface Wallplate	Multi-Room Install Wallplate
Part No.	AEHTK-000	AEMRK-000
Specifications		
Connector Type (front of module)	14 audiophile-grade, gold plated black and red spring clips, two RCA connectors, two QuickPort openings	Four audiophile-grade, gold plated black and red spring clips, two QuickPort openings
Connector Type (back of module)	Eight-pin and six-pin in-line pluggable screw terminals	Two two-pin in-line pluggable screw terminals
Wallplate Design	Three-gang, impact-resistant plastic	Single-gang, impact-resistant plastic
Mounting Depth	2.5" (64mm)	2.5" (64mm)
Wiring	14-16 gauge speaker wire	14-16 gauge speaker wire

### Leviton Architectural Edition™ Audio Speaker Wallplates

#### Specifications & Features

- Allows for simple, solderless connections to any home entertainment speaker system
- Designed to be used with in-wall speaker wiring schemes

Leviton Architectural Edition Audio Speaker Wallplates			
Description	White	Ivory	
1-Gang Single Spring Clip Device Audio/Video Wallplate, standard size, polymer break resistant, box mount	40951-1PW	40951-1PI	
1-Gang Double Spring Clip Device Audio/Video Wallplate, standard size, polymer break resistant, box mount	40952-2PW	40952-2PI	



White



Ivory



AEHTK-000



AEMRK-000



40951-1PW, 40952-2PW

## Audio & Control Signal Distribution



Leviton has all the necessary accessories for configuring and connecting high-quality entertainment systems. All are designed and built to the standards one would expect from a leader in residential connectivity.



## Audio & Control Signal Distribution | Decora® Media System Components

### Features

- Send DVD, cable TV, satellite and camera signals through CAT 5/5e/6 cable
- Cascade hub units to distribute audio/video signals to over 20 locations
- Send and Receive Units are equipped with RJ-45 connectors and 110 punchdown blocks for maximum flexibility in installation, and fit standard wallboxes and Decora wallplates
- Composite RCA inputs for connectivity directly from A/V source
- Advanced circuitry with automatic equalization streams analog audio and video signals over long distances with less distortion
- Stereo audio input/output handles Dolby® ProLogic™ surround signals
- RJ-45 and 110 IDC input for send and receive units

Decora Media System Components			
Description	Part No.		
Decora Media System Media Hub w/ Power Supply	48210-MCH		
Decora Media System Send and Receive Unit Pair w/Power Supply	48210-SRU		
Decora Media System Send Unit w/ Power Supply	48210-MSU		
Decora Media System Receive Unit	48210-MRU		
Specifications	48210-MSU	48210-MRU	48210-MCH
Description	Send Unit	Receive Unit	Media Hub
Video Bandwidth	50 MHz @ -3 dB	50 MHz @ -3 dB	50 MHz @ -3 dB
Video THD	-75 dB	-75 dB	-75 dB
Video Input	—	0.5V to 2V composite	0.5V to 2V composite
Video Output	0.5V to 2V composite	—	—
Slew Rate	800/Vus	800/Vus	800/Vus
Audio Output Impedance	51 Ohms, max 2Vp-p	—	—
Audio Frequency Response	5 Hz-100k Hz, ± 3 dB	5 Hz-100k Hz, ± 3 dB	5 Hz-100k Hz, ± 3 dB
Audio THD	0.002% 20 Hz-20 kHz	0.004% 20 Hz-20 kHz	0.002% 20 Hz-20 kHz
Audio S/N Ratio	100 dB typical, 80 dB min, 20 Hz-20 k Hz	100 dB typical, 80 dB min, 20 Hz-20 k Hz	100 dB typical, 80 dB min, 20 Hz-20 k Hz
Input Noise	4.5 nV/(Hz), 1/2 typical @ 1 kHz	6 nV/(Hz), 1/2 typical @ 1 kHz	4.5 nV/(Hz), 1/2 typical @ 1 kHz
Input & Output	3 RCA input jacks, 1 set RJ-45 in/out jacks, 1 110 punchdown out, 1 DC power input	3 RCA output jacks, 1 set RJ-45 in/out jacks, 1 110 punchdown out, 1 DC power input	3 RCA input jacks, 1 set RJ-45 input jacks, 6 RJ-45 output jacks, 1 DC power input
Power	12VDC	12VDC	15VDC
Dimensions	4.41" (104.1mm) H x 1.4" (35.6 mm) W x 2.0" (50.8mm) D	4.41" (104.1mm) H x 1.4" (35.6mm) W x 2.0" (50.8mm) D	6.5" (165.1mm) H x 3.4" (86.4mm) W x 1.75" (44.4mm) D



48210-MCH



48210-SRU  
(wallplate not included)

Structured Media

Audio & Control Signal Distribution

# Audio & Control Signal Distribution | Multi-Room Infrared Repeater

### Features

- Low profile, flush-mount target design
- Two signal connections and two power connections
- Emitter features adhesive surface for easy installation on audio/video components
- Distribution block for multiple emitter configurations
- DC power supply
- Uses CAT 5/5e UTP wire
- Target has talkback LED to indicate proper operation

Multi-Room Infrared (IR) Repeater System	
Description	Part No.
Infrared Emitter	47621-MIE
Infrared Target	47621-CMS
1x9 Bridged Telephone Module without bracket, individual boxed unit pack, rack pack carton	47603-110



47621-MIE



47621-CMS



47621-110

Specifications	
Target Output	1 signal lead
Target Input	2 power leads (DC + and - )
Emitter Output	Infrared to control source component
Emitter Input	2 signal leads
Power Supply	12VDC @ 500 mA
Emitter Length	6 ft (1.8 m) of cable
Dimensions	2" H (50.8 mm) x 1" (25.4 mm) W

## Recessed Devices

### Specifications & Features

#### Recessed One-Gang Duplex Receptacle

- cULus approved, code-compliant solution offers two 15A/125VAC NEMA 5-15R power outlets
- Supplies AC power for two components (flat panel TVs and video receiver)
- Fits most common electrical boxes available at electrical distributors and home centers

#### Recessed Two-Gang Duplex Receptacle w/ Six QuickPort® Openings

- UL approved, code-compliant solution offers two 15A/125VAC NEMA 5-15R power outlets and six QuickPort openings (four blank inserts included)
- Fully compatible with Leviton's QuickPort Modules
- Includes plastic electrical box designed for use in new and retrofit construction
- Centralizes connection points for AC power, audio, video, data and phone
- Wallplate built into device

Recessed Devices	
Description	Part No.
1-Gang Recessed Single Receptacle 15A-125VAC, 2-Pole, 3-Wire — NEMA 5-15R, includes clock hanger hook	00688-00*
1-Gang Recessed Single Receptacle, Non-Magnetic Stainless Steel 15A-125VAC, 2-Pole, 3-Wire — NEMA 5-15R, includes clock hanger hook	05261-0CH
1-Gang Recessed Duplex Receptacle 15A-125VAC, 2-Pole, 3-Wire — NEMA 5-15R	00689-00†
1-Gang Recessed Single Receptacle, Non-Magnetic Stainless Steel 20A-125VAC, 2-Pole, 3-Wire — NEMA 5-15R, includes clock hanger hook	05361-0CH
1-Gang Recessed Duplex Receptacle and Openings for six QuickPort® Modules 15A-125VAC, 2-Pole, 3-Wire — NEMA 5-15R	00690-00*

\* = Color: White (W), Ivory (I)

† = Color: White (W), Lt. Almond (T), Ivory (I), Black (E)



## Recessed Entertainment Box (REB)

### Specifications & Features

- Affordable solution manages home theater electronics in a single location
- Ideal for new construction (stud-mounted) and retrofit (wall-mounted) applications
- Low-profile frame provides neat, recessed installation
- Optional high-profile cover includes sliding plastic front panel, and channels all wires through the bottom of the unit
- Any combination of line and low voltage products can be configured in openings
- Paintable white ABS molded plastic for structural integrity

Recessed Entertainment Box (REB)	
Description	Part No.
REB Box w/ Low-Profile Frame	47617-REB
REB Box w/ High Profile Cover	47617-RBH
REB Box w/ Low Profile Frame, 3 per rack pack counter display	47617-REC
High Profile Cover	47617-HPC
Low Profile Frame	47617-LPF
Replacement Snap-in Plates, 2 per bag	47617-PLT



00689-00W




00690-00W



47617-REB

## Telephone, Video, & Audio Accessories





The Telephone, Video, and Audio Accessories line contains the most comprehensive selection of connection accessories that support a diverse range of telecommunications and entertainment technologies. From Internet and home office to security and home theater, you'll find everything you need inside.

- 88** Telephone Accessories
- 96** Video Accessories
- 102** Audio Accessories
- 106** Tools

## Telephone Accessories



Leviton's selection of telephone accessories features a wide variety of wallplates, jacks, adapters and couplers, and extension cords.



## Telephone Accessories | Flush Mount Wallplates

Flush Mount Wallplate		
Description	White	Ivory
Flush Mount Wallplate, 6P4C carded unit pack	C0249-00W	C0249-00I



C0249-00W

Flush Mount Wallplate, 6P4C + 6P4C		
Description	White	Ivory
Flush Mount Duplex Wallplate, 6P4C + 6P4C, carded unit pack	C0254-00W	C0254-00I



C0254-00W

Flush Mount TV / Phone Wallplate		
Description	White	Ivory
Flush Mount Wallplate, 6P4C + F-Connector, carded unit pack	C2450-00W	C2450-00I



C2450-00W

Decora® Flush Mount Wallplate, 6P4C		
Description	White	Ivory
Decora Flush Mount Wallplate, 6P4C, carded unit pack	C2449-00W	C2449-00I



C2449-00W

Decora Flush Mount Wallplate, 6P4C + 6P4C		
Description	White	Ivory
Decora Flush Mount Wallplate, 6P4C + 6P4C carded unit pack	C2447-00W	C2447-00I



C2447-00W

Round Flush Mount Wallplate		
Description	White	Ivory
Round Flush Mount Wallplate, 6P4C, carded unit pack	C0229-00W	C0229-00I



C0229-00W

## Telephone Accessories | Wall Phone Jacks & Surface Mount Wallplates



C0253-00W



C2682-00W



C0256-0SS



C2455-000



C2452-00W



C0245-00W

### Wall Phone Jack, 6P4C

Description	White	Ivory
Wall Phone Jack, 6P4C, carded unit pack	C0253-00W	C0253-00I

### Wall Phone Jack, 6P6C

Description	White
Wall Phone Jack, 6P6C, carded unit pack	C2682-00W

### Stainless Steel Wall Phone Jack

Description	Stainless Steel
Stainless Steel Wall Phone Jack, individual polybag pack	C0256-0SS

### Surface Mount Wall Phone Jack with Two Extra Jacks

Description	Ivory
Surface Mount Wall Phone Jack w/ 2 Extra Jacks, 6P4C, carded unit pack	C2455-000

### Surface Mount Jack, Type 625A

Description	White	Ivory
Surface Mount Jack, Type 625A, 6P4C, carded unit pack	C2452-00W	C2452-00I

### Surface Mount Jack with Block & Cover

Description	White	Ivory
Surface Mount Jack with Block & Cover, 6P4C, carded unit pack	C0245-00W	C0245-00I



White



Ivory

## Telephone Accessories | Surface Mount Wall Jacks & Junction Block

### Surface Mount Mini Jack

Description	White	Ivory
Surface Mount Mini Jack, 6P4C, carded unit pack	C0252-00W	C0252-00I

Phone cord plugs into side of jack. Jack has two outlets. Six color-coded screw-down connections for each jack. Can operate as two separate jacks or when cross-wired, both jacks will carry same phone lines (1 and 2).

### Surface Mount Duplex Jack

Description	White	Ivory
Surface Mount Duplex Jack, 6P4C, carded unit pack	C2680-00W	C2680-00I

Jack cover only with 4-Conductor spade lug connections. Converts old style hard-wired phones by attaching to Type 42A connecting blocks.

### Surface Mount Jack Cover

Description	White	Ivory
Surface Mount Jack Cover, 6P4C, carded unit pack	C0255-00W	C0255-00I

Plug connects to telephone demarcation jack and acts as a starting point for inside phone system wiring. Terminal strip, for connection of up to four extensions, uses screws to terminate wires onto insulation displacement contacts so connections can be made without stripping the wire. If preferred, wire may be stripped and terminated under screw. Block includes cover, terminal strip, mounting screws, and 12-inch, 4-Conductor cord with modular plug.

### Junction Block with Plug Extension

Description	Ivory
Junction Block with Plug Extension, 4-Conductor, carded unit pack	C0218-00I



C2680-00W



C0255-00W



C0218-00I



C0252-00W

## Telephone Accessories | Outlet Adapters & Cord Couplers



C0247-00W



C0248-00W



C0244-000



C0261-00I



C0250-00W



C0280-00W



C0246-00I

### 2-Outlet Adapter

Description	White	Ivory
2-Outlet Adapter, 4-Conductor, carded unit pack	C0247-00W	C0247-00I

### 3-Outlet Adapter

Description	White	Ivory
3-Outlet Adapter, 4-Conductor, carded unit pack	C0248-00W	C0248-00I

### 2-Line Adapter

Description	Ivory
2-Line Adapter, 4-Conductor, carded unit pack	C0244-000

### 5-Outlet Adapter

Description	Ivory
5-Outlet Adapter, carded unit pack	C0261-00I

### In-Line Cord Coupler

Description	White	Ivory
In-Line Cord Coupler, 4-Conductor, carded unit pack	C0250-00W	C0250-00I
In-Line Cord Coupler, 6-Conductor, carded unit pack	—	C2683-00I

Splits line cord from phone wallplate to two line cords. Female modular input to two female outputs.

### In-Line Duplex Cord Coupler

Description	White	Ivory
In-Line Duplex Cord Coupler, 4-Conductor, carded unit pack	C0280-00W	C0280-00I

Converts old style 4-prong jacks to modular style jack.

### 4-Prong to Modular Adapter

Description	Ivory
4-Prong to Modular Adapter, 4-Conductor, carded unit pack	C0246-00I


## Telephone Accessories | Line Cords & Extension Cords

Line Cords		
Description	White	Ivory
7' 4-Conductor, carded unit pack	C2413-07W	C2413-07I
15' 4-Conductor, carded unit pack	C2413-15W	C2413-15I
25' 4-Conductor, carded unit pack	C2413-25W	C2413-25I
50' 4-Conductor, carded unit pack	C2413-50W	C2413-50I

Mini Line Cord		
Description	Ivory	Grey
8" 4-Conductor, carded unit pack	C2454-00I	—
7" 4-Conductor modular flat line cord, polybag	—	42400-00G

25' Line Extension Cord		
Description	White	Ivory
25' Line Extension Cord, 4-Conductor, carded unit pack	C2406-25W	C2406-25I

25' Duplex Line Extension Cord		
Description	Ivory	
25' Duplex Line Extension Cable, 4-Conductor, carded unit pack	C2427-25I	



C2413-07W



C2454-00I



C2406-25W



C2427-25I

## Telephone Accessories | Handset Cords, Untanglers & Plugs



C2407-15W



C2429-00C



C0257-000



C2453-0CL

### Handset Cord

Description	White	Ivory	Black
Handset Cord, 4-Conductor, carded unit pack	C2407-xxW	C2407-xxI	C2407-xxE

xx = Length: 15' or 25'.



White



Ivory



Black

Stops handset cords from twisting and kinking.

### Handset Untangler

Description	Clear
Handset Untangler, carded unit pack	C2429-00C

Terminates 6-Position and 4-Conductor flat phone wire line cords.

### Replacement Line Plugs

Description	Clear
6P4C Replacement Line Plugs, 6 per carded unit pack, clear	C0257-000
6P4C Replacement Line Plugs, bulk polybag pack (25/pack)	49404-000

Narrow width, 4-Conductor plugs for terminating handset cords.

### Replacement Modular Handset Plugs

Description	Part No.
Replacement Modular Handset Plugs, 6 per carded unit pack, clear	C2453-0CL

Mounting a flush mount wallplate without a back box is easy. Brackets inset into wall opening, flexible tabs bend up to secure the bracket to the opening. Standard screw holes accept all wallplate configurations.

### 1 and 2 Gang Wallplate Mounting Brackets

Description	Part No.
Wallplate Mounting Brackets, 1 Gang, contractor pack, 10 per unit pack, rack pack carton, 2 per carded unit pack	C0224-0CP
Wallplate Mounting Brackets, 1 Gang, bulk polybag Pack, 2 brackets per unit, rack pack carton	C0224-000
Wallplate Mounting Bracket, 2 Gang, contractor pack, 5 per unit pack, rack pack carton	C0225-0CP
Wallplate Mounting Bracket, 2 Gang, individual polybag pack, rack pack carton	C0225-000

Designed to be used prior to drywall installation, these brackets convert a single gang electrical box into a 2- or 3- gang low voltage outlet. They allow low voltage outlet wiring to be safely combined in one wallplate assembly with electrical wiring by providing the code-required barrier between low-voltage and AC devices. The brackets also eliminate an unsightly proliferation of separate single gang outlets throughout the room.

### Metal Extension Brackets

Description	Part No.
2 Gang Metal Extension Brackets, bulk polybag pack	47610-002
3 Gang Metal Extension Brackets, bulk polybag pack	47610-003

Use to hold round or flat phone wire along wall baseboard.

### Nail-In Phone Wire Clips

Description	Ivory
Nail-In Phone Wire Clips, 20 per carded unit pack	C2441-000

Plugs into wallplate to verify proper connection. Color read-out bulbs indicate connection status.

### Phone Line Tester

Description	Part No.
Phone Line Tester, carded unit pack	C2443-000

### Base & Handset Cord Crimping Tool

Description	Part No.
Base & Handset Cord Crimping Tool, carded unit pack	C0260-00I



C0224



47610-002, 47610-003



C2441



C2443



C0260-00I



## Video Accessories



Create the ideal home theater experience with the right video connectivity accessories, including Leviton video splitters, connectors, transformers, switches, and high-quality cables.

## Video Accessories | RG6 Coax Cables, Splitters & Termination Cap

### RG6 Coax Cable, gold plated

Description	Part No.
RG6 Coax Cable, gold plated	C6851-xx*

xx = Length: 3' (G3), 6' (G6), 12' (1G), 25' (2G), 50' (5G) or 100' (GC).

\* = Colors: Choose from any of the colors below.

### RG6 Coax Cable, nickel

Description	Part No.
RG6 Coax Cable, nickel	C6851-xx*

xx = Length: 3' (03), 6' (06), 12' (12), 25' (25), 50' (50) or 100' (0C).

\* = Colors: Choose from any of the colors below.

### Two-Way Splitter | One 75 Ohm input to two 75 Ohm outputs

Description	Part No.
Two-Way Splitter, carded unit pack	C5002-000
Two-Way Splitter, gold plated, carded unit pack	C5002-0G0
Two-Way Splitter, gold plated, individual polybag pack	40987-002

### Three-Way Splitter | One 75 Ohm input to three 75 Ohm outputs

Description	Part No.
Three-Way Splitter, carded unit pack	C5003-000
Three-Way Splitter, gold plated, individual polybag pack	40987-003

### Four-Way Splitter | One 75 Ohm input to four 75 Ohm outputs

Description	Part No.
Four-Way Splitter, carded unit pack	C5004-000
Four-Way Splitter, gold plated, carded unit pack	C5004-0G0
Four-Way Splitter, gold plated, individual polybag pack	40987-004

### 75 Ohm Termination Cap for F-connector jacks

Description	Part No.
75 Ohm Termination Cap, 25 per polybag pack	40984-000



White (W)



Black (E)



C6851-G3W



C6851-03E



C5002-0G0



40987-003



C5004-000



40984-000

## Video Accessories | Connectors, Adapters & Indoor Transformer



C5229-000



C5205-000



C5235



40986-000



C5052



40985-0Q6



40985-1P9, 40985-1P6



40985-2P9, 40985-2P6

Converts RCA plug to 75 Ohm jack connection.

### Video Adapter - 1 "F" jack to 1 RCA Plug

Description	Part No.
Video Adapter - 1 "F" jack to 1 RCA Plug, carded unit pack	C5229-000

Connects a 75 Ohm female jack to RCA plug connection.

### RCA to F-Type Video Adapter

Description	Part No.
RCA to F-Type Video Adapter, carded unit pack	C5205-000

Converts 75 Ohm twist-on connection to 75 push-on connection.

### 75 Ohm Push-On Connector

Description	Part No.
75 Ohm Push-On Connector, 2 per carded unit pack	C5235-000
75 Ohm Push-On Connector, gold plated, 2 per carded unit pack	C5235-0G0

Double female F-connector for joining two cables together.

### 75 Ohm In-Line Cable Connector

Description	Part No.
75 Ohm In-Line Cable Connector, 100 per bulk polybag	40986-000*

\*Note: Retainer nut for wallplate mounting not provided.

Converts 75 Ohm incoming signal into 300 Ohm.

### Indoor Matching Transformer

Description	Part No.
Indoor Matching Transformer, carded unit pack	C5052-000
Indoor Matching Transformer, gold plated, carded unit pack	C5052-0G0

Terminates 75 Ohm w/ Crimp-on male F-Connector

### 1-Piece and 2-Piece Crimp-on F-Connectors

Description	Part No.
One-Piece Crimp-On F-Connector for RG6 Quad Shielded Bulk polybag order in increments of 100, nickel plated	40985-0Q6
(A) One-Piece Crimp-on F-Connector for RG59 Bulk polybag order in increments of 100, nickel plated	40985-1P9
2 per carded unit pack, nickel plated	C5307-000
2 per carded unit pack, gold plated	C5307-0G0
(B) One-Piece Crimp-on F-Connector for RG6 Bulk polybag order in increments of 100, nickel plated	40985-1P6
(C) Two-Piece Crimp-on F-Connector for RG59 Bulk polybag order in increments of 100, nickel plated	40985-2P9
2 per carded unit pack, nickel plated	C5009-000
2 per carded unit pack, gold plated	C5009-0G0
(D) Two-Piece Crimp-on F-Connector for RG6 Bulk polybag order in increments of 100, nickel plated	40985-2P6
2 per carded unit pack, nickel plated	C5007-000
2 per carded unit pack, gold plated	C5007-0G0

## Video Accessories | Transformers, Switches, Amplifier & Dubbing Cable

One 75 Ohm female connection into two 300 Ohm spade tip connections.

Band Separator 75 to 300/300	
Description	Part No.
Band Separator 75 to 300/300, carded unit pack	C5152-000

Converts 300 Ohm incoming signal into 75 Ohm. Includes waterproof slip-on boot.

Outdoor Matching Transformer	
Description	Part No.
Outdoor Matching Transformer, carded unit pack	C5053-000

Converts 300 Ohm incoming signal into 75 Ohm.

Push-On Matching Transformer	
Description	Part No.
Push-On Matching Transformer, carded unit pack	C5055-000

Two 75 Ohm incoming signals into one 75 Ohm output. A/B switch selects signal to be viewed.

75 Ohm A/B Switch	
Description	Part No.
75 Ohm A/B Switch, carded unit pack	C5101-000

Three 75 Ohm inputs can be used for cable in, antenna in, VCR in, or any combination. One 75 Ohm connection out. Select one of three signals to be viewed.

Video Selector Switch 3/75 Ohm	
Description	Part No.
Video Selector Switch 3/75 Ohm, carded unit pack	C5501-00E

### Video Amplifier- 25dB

Description	Part No.
Video Amplifier- 25dB, carded unit pack	C5557-000

Gold plated RCA plugs with strain relief.

6' Mono Dubbing Cable	
Description	Black
6' Mono Dubbing Cable, carded unit pack	C5245-6G0



C5152-000



C5053-000



C5055-000



C5101-000



C5501-00E



C5557-000



C5245-6G0

## Video Accessories | Cables & Flush Mount Wallplates



C5822-0G0

High-quality wire and extra shielding. Gold plated RCA plugs with strain-relief.

### Deluxe Shielded Stereo Dubbing Cable

Description	Black
Deluxe Shielded Stereo Dubbing Cable, gold plated, carded unit pack	C5822-0G0



C5822-000

High quality wire and extra shielding. Cables and adapters needed to connect two VHS VCR's.

### 6' Stereo Dubbing Cable

Description	Black
6' Stereo Dubbing Cable, carded unit pack	C5822-000



C5856-0G0

Molded gold plated RCA plugs with strain-relief.

### 6' Stereo Dubbing Cable

Description	Black
6' Stereo Dubbing Cable, gold plated, carded unit pack	C5856-0G0



C5852-6G0

### RCA Coax Cable

Description	Black
RCA Coax Cable, gold plated, carded unit pack	C5852-6G0



C5853-006

### 6' S-Video Cable

Description	Black
6' S-Video Cable, carded unit pack	C5853-006



C2448-00W

### Flush Mount 75 Ohm Decora® Wallplate

Description	White	Ivory
Decora Flush Mount 75 Ohm Wallplate, carded unit pack	C2448-00W	C2448-00I



C5256-00W

### 75 Ohm Wallplate

Description	White	Ivory
Flush Mount 75 Ohm Wallplate, carded unit pack	C5256-00W	C5256-00I
Flush Mount 75 Ohm Wallplate, gold plated, carded unit pack	C5256-WG0	C5256-IG0

Flush Mount Duplex 75 Ohm Wallplate		
Description	White	Ivory
Flush Mount Duplex 75 Ohm Wallplate, carded unit pack	C2456-00W	C2456-00I

Installation of video cables through outside and inside walls prevents drafts and unsightly holes.

Cable Wall Bushing	
Description	Ivory
Cable Wall Bushing, 4 per carded unit pack	C5810-00I

Nail-in clips to manage RG59 or RG6 coaxial cable.

Coax Cable Clips		
Description	White	Black
Coax Cable Clips, 10 per carded unit pack	C5811-000	C5812-000

Connects one antenna/cable TV input and one DSS® 2.1 GHz input, to one combined output.

DSS 75 Ohm and 2.0 GHz Combiner with DC Blocking	
Description	Part No
DSS 75 Ohm and 2.0 GHz Combiner with DC Blocking, gold plated, carded unit pack	40856-DSS

Provides 12 dB in-line signal amplification.


DSS Signal Amplifier	
Description	Part No
DSS Signal Amplifier, gold plated, carded unit pack	40866-DSS

Connects one input to two outputs. All ports 2.1 GHz.

DSS 2-Way Splitter	
Description	Part No
DSS 2-Way Splitter, gold plated, carded unit pack	40867-DSS

Connects one input to four outputs. All ports 2.1 GHz.

DSS 4-Way Splitter	
Description	Part No
DSS 4-Way Splitter, gold plated, carded unit pack	40868-DSS



C2456-00W



C5810-00I



C5811-000



40856-DSS



40866-DSS



40867-DSS



40868-DSS

## Audio Accessories



We have everything necessary to install or upgrade an audio system, including high grade cables and speaker wire for enhanced sound quality.



Connects two RCA plug audio cables together in-line.

In-Line RCA Coupler	
Description	Part No.
In-Line RCA Coupler, carded unit pack, nickel	C5255-000



C5255-000

Splits RCA audio cable into two cables when the two cables have a plug on one end and jack on the other.

RCA Y Adapter, 1 RCA Jack to 2 RCA Plugs	
Description	Black
RCA Y Adapter, carded unit pack	C5402-000



C5402-000

Splits RCA audio cable into two cables when the two cables have plugs on both ends.

RCA Y Adapter, 1 RCA Jack to 2 RCA Jacks	
Description	Black
RCA Y Adapter, carded unit pack	C5403-000



C5403-000

Splits audio signal into two outputs. One male RCA connector to two female RCA connectors.

RCA Y Adapter, 1 RCA Plug to 2 RCA Jacks	
Description	Black
RCA Y Adapter, carded unit pack	C5405-000



C5405-000



C5451-003

Red and black plugs on both ends.

Stereo Shielded Cable, 2 RCA Plugs to 2 RCA Plugs	
Description	Black
3' Shielded Stereo Cable, carded unit pack	C5451-003
6' Shielded Stereo Cable, carded unit pack	C5451-006
12' Shielded Stereo Cable, carded unit pack	C5451-012



C5452-006

Yellow, white, red and black plugs on both ends.

RCA Patch Cable - 4 RCA Plugs to 4 RCA Plugs	
Description	Black
Black Cable with Color-Coded Plugs (Y-W-R-B), carded unit pack	C5454-003

Shielded Speaker Cable - 1 RCA Plug to 1 RCA Plug	
Description	Black
6' Shielded Speaker Cable, carded unit pack	C5452-006



C5454-003

## 24-2 AWG Speaker Wire

Description	Clear
24/2 AWG Speaker Wire, 50', sleeve unit pack	X3304-50C

## 18/2 AWG Speaker Wire

Description	Clear
18/2 AWG Speaker Wire, 25', sleeve unit pack	X3301-25C
18/2 AWG Speaker Wire, 50', sleeve unit pack	X3301-50C
18/2 AWG Speaker Wire, 100', sleeve unit pack	X3301-100
18/2 AWG Speaker Wire, 250', spool unit pack	W5212-250

## 14/2 AWG Speaker Wire

Description	Clear
14/2 AWG Speaker Wire, 25', sleeve unit pack	X3324-025
14/2 AWG Speaker Wire, 50', sleeve unit pack	X3324-50C
14/2 AWG Speaker Wire, 100', sleeve unit pack	X3324-100
14/2 AWG Speaker Wire, 250', spool unit pack	W5214-250

## 12-2 AWG Speaker Wire

Description	Clear
12/2 AWG Speaker Wire, 25', sleeve unit pack	X3302-25C



X3304



X3301



X3324



X3302

## Tools



Leviton has everything you need to terminate telephone, video and audio connections.

## Tools | Crimping & Stripping Tools

Professional, heavy duty tool for crimping coaxial connectors onto RG6 or RG59 cables. Plastic handle grips protect hands. Stripper adjusts for use with RG6 and RG59 cables.

### Coaxial Cable Crimping & Stripping Tool Kit

Description	Part No
Coaxial Cable Crimping & Stripping Tool Kit	C5917-000

### Coaxial Stripping Tool

Description	Part No
Coaxial Stripping Tool, carded unit pack, rack pack carton	C5914-000

### Coaxial Crimping Tool

Description	Part No
Coaxial Crimping Tool, carded unit pack	40988-000

### Base & Handset Crimping Tool

Description	Part No
Base & Handset Crimping Tool	C0260-00I

### Punch Down Tool

Description	Part No
Non-impact 110 Punch Down Tool	C0110-110



C5917-000



C5914-000



40988-000



C0260-00I



C0110-110

A modern office interior featuring large windows with horizontal blinds, a long conference table, and ergonomic chairs. The view outside the windows shows a cityscape and a body of water. The text "Resources & Support" is overlaid in a purple font on the left side of the image.

## Resources & Support

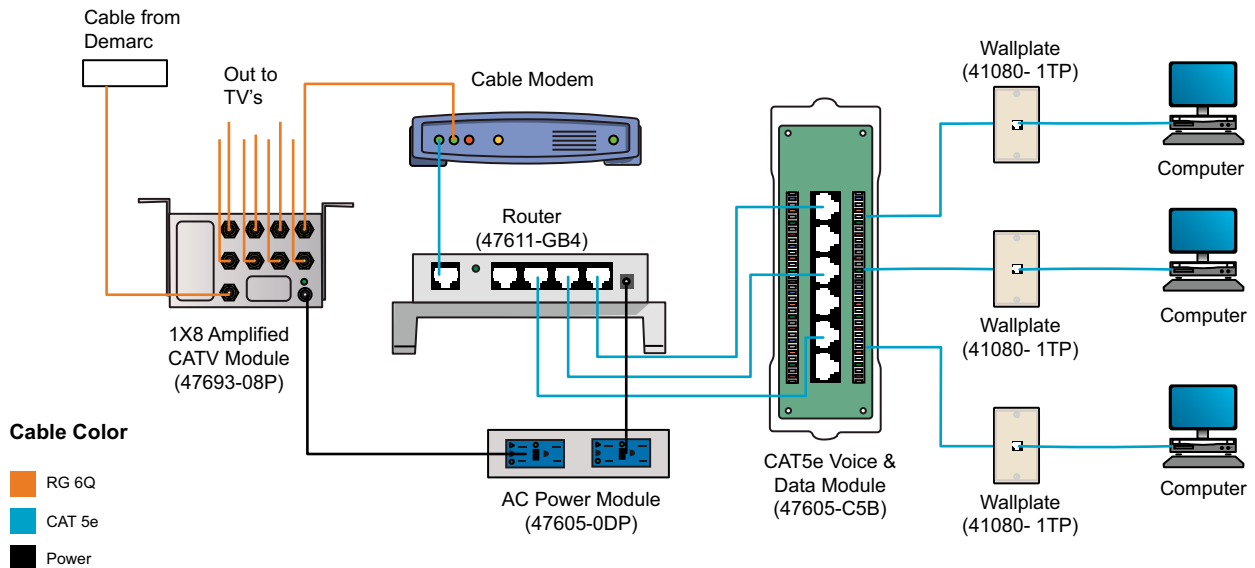


Find valuable support information in this section, including helpful installation diagrams of Leviton products and systems, details on our online training programs, warranty information, and a glossary of terms.

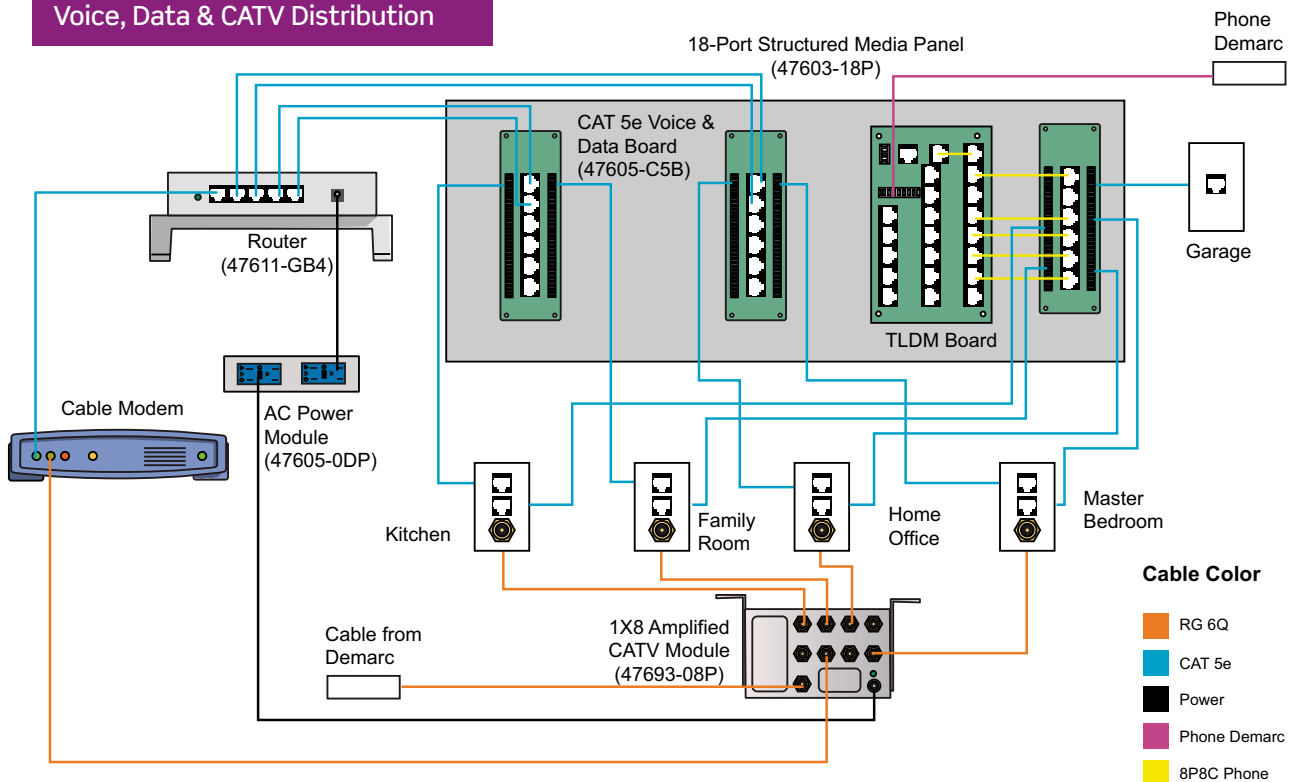
- 110**      Installation Diagrams
- 118**      Online Training
- 119**      Warranty Information
- 120**      Glossary
- 123**      Part Number Index



## Data Distribution w/ Cable Modem

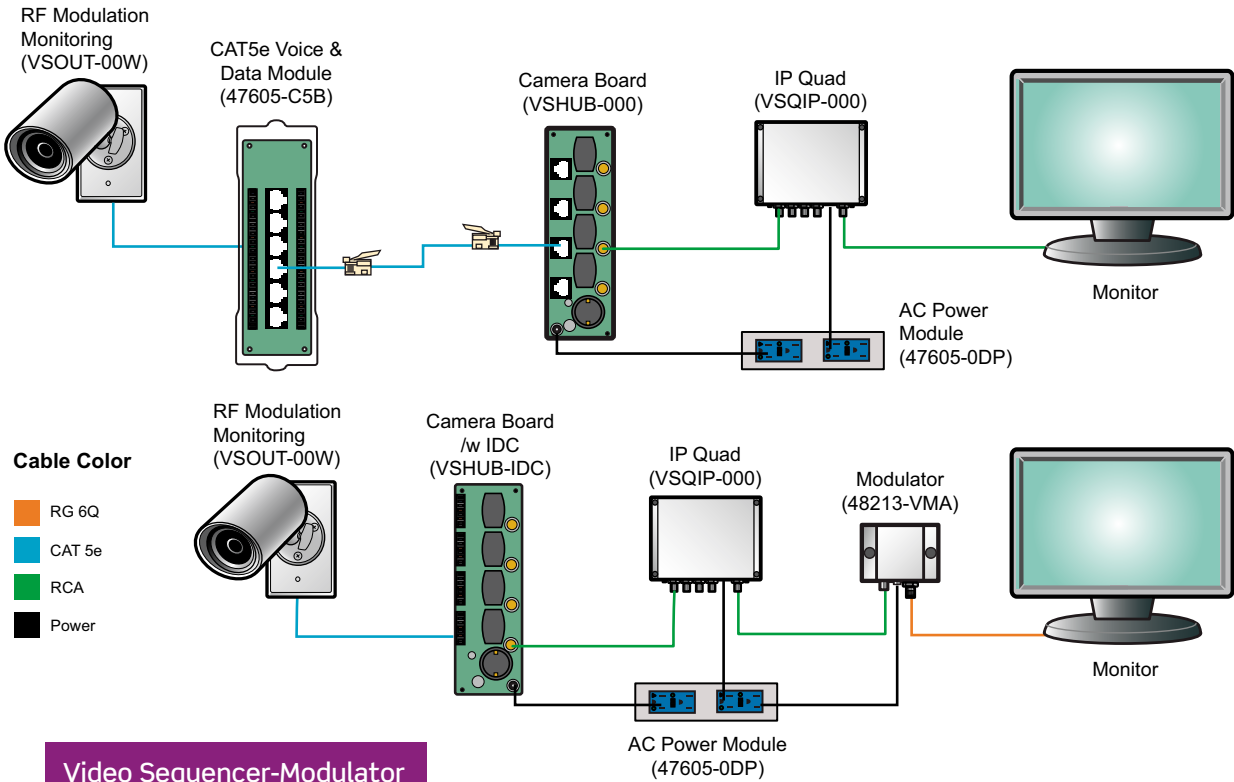


## Voice, Data & CATV Distribution



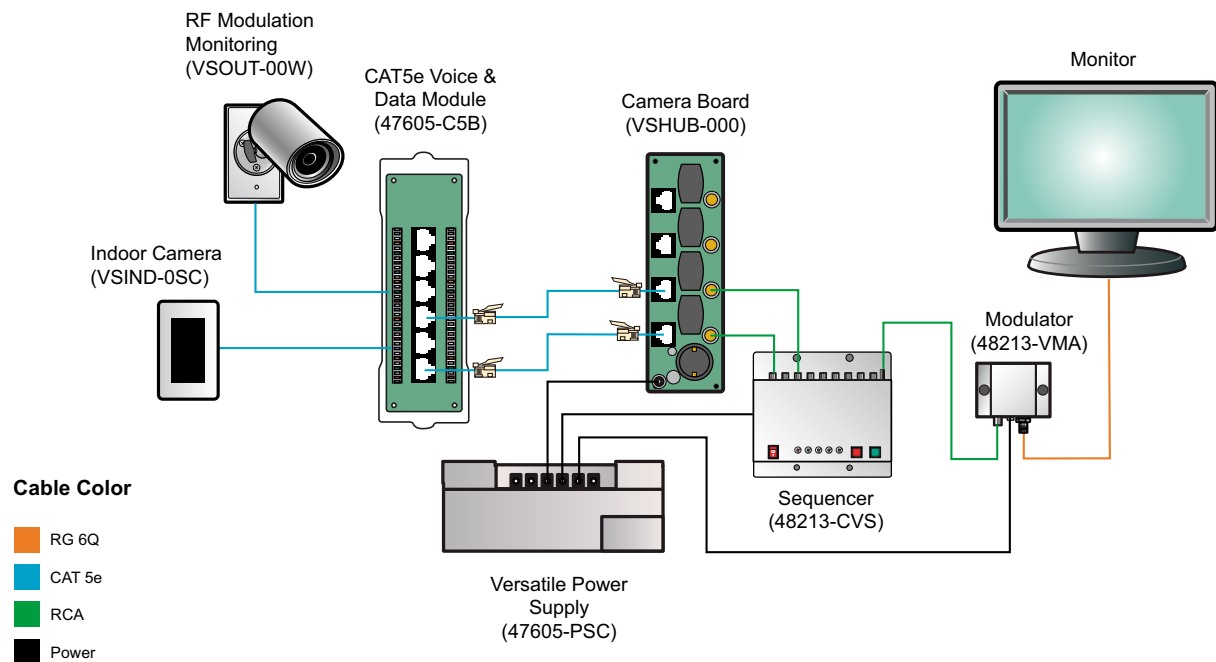
## Quad Distribution

Use modulator for analog signal only.



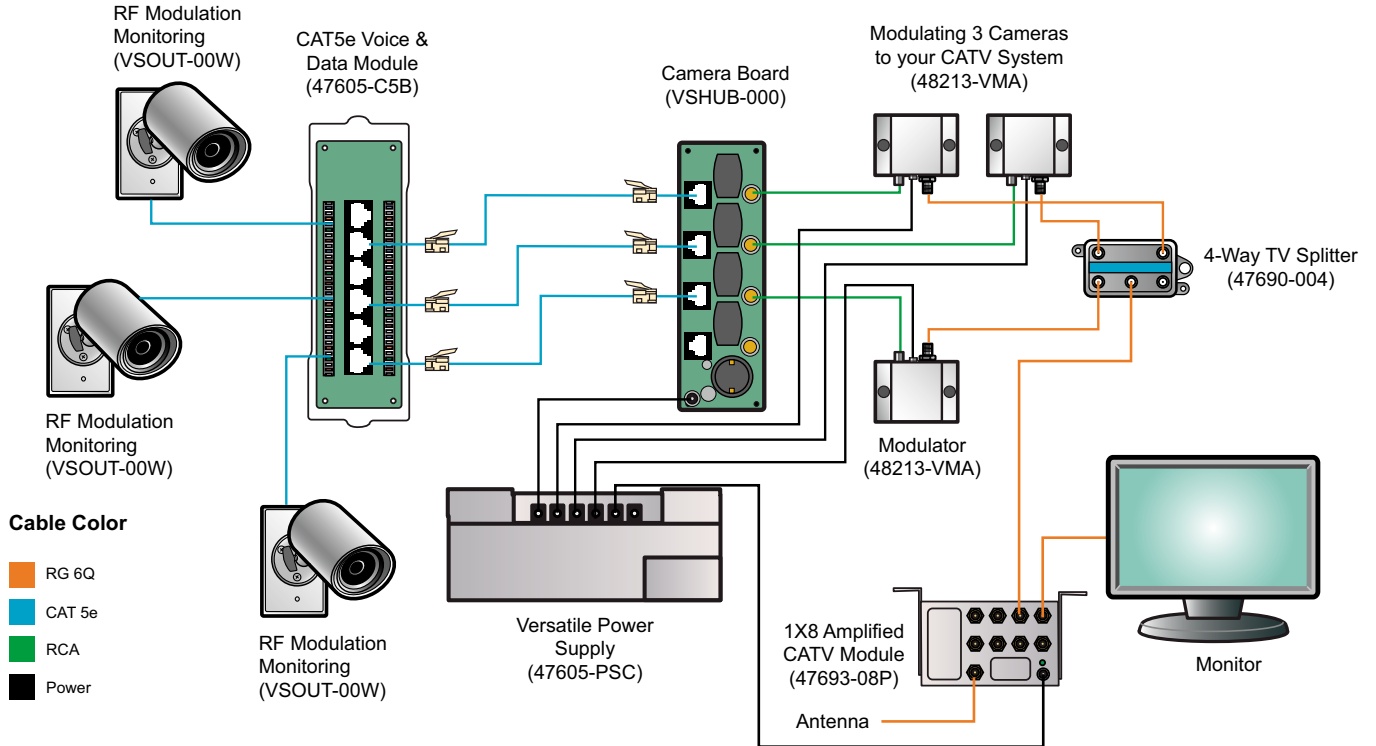
## Video Sequencer-Modulator

Use modulator for analog signal only.

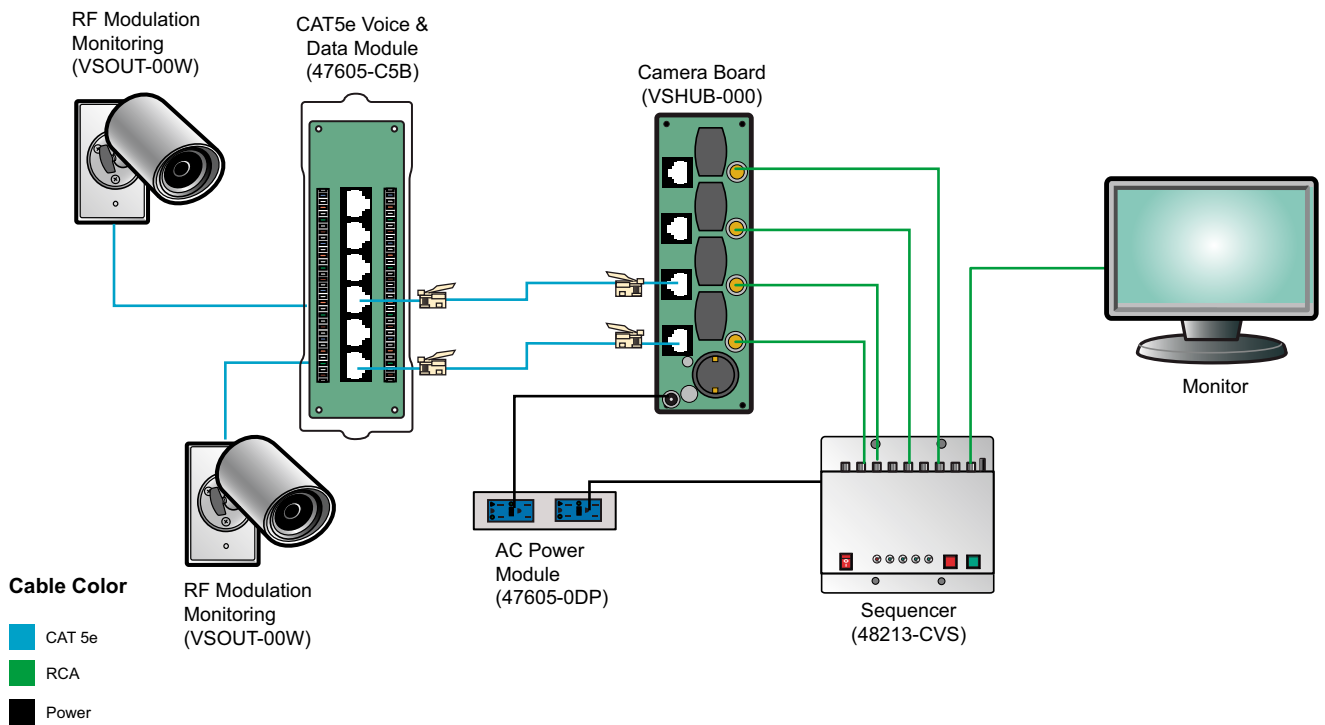


## Video Modulator

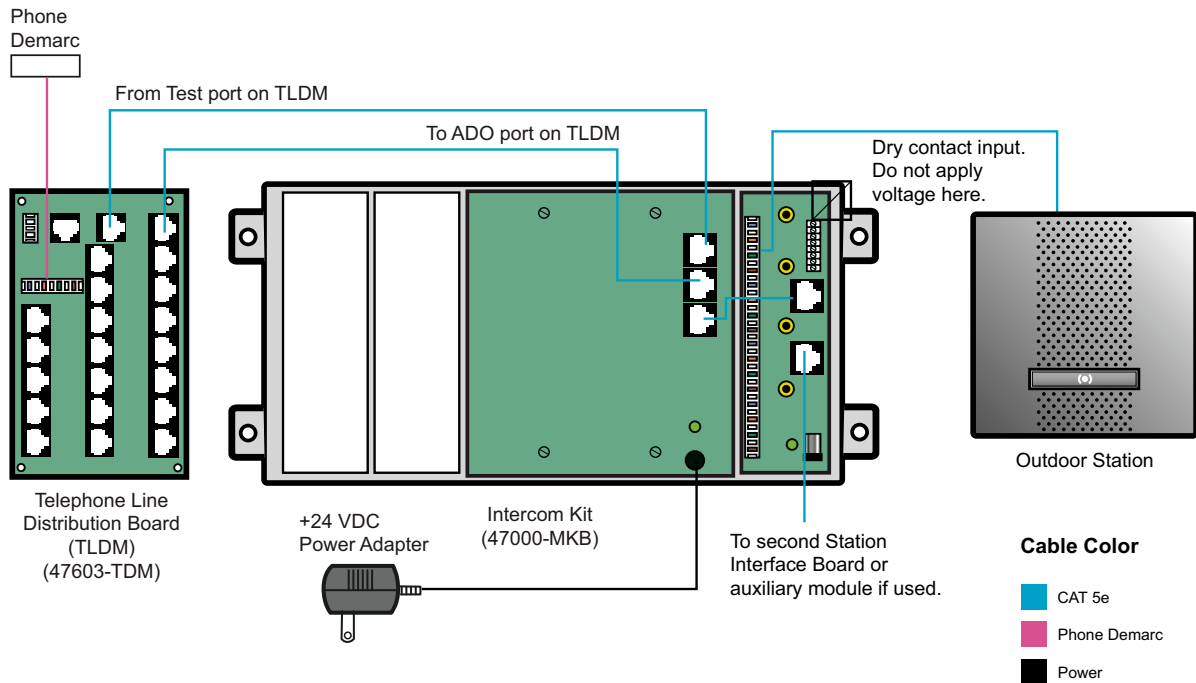
Use modulator for analog signal only.



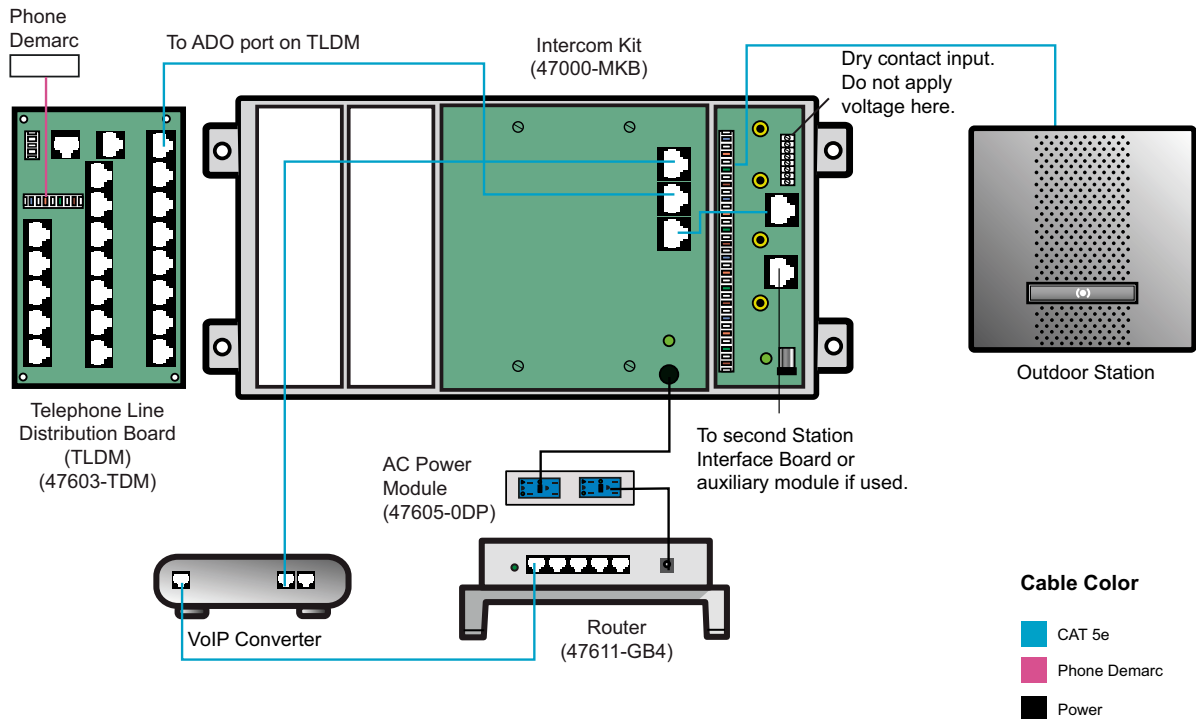
## Video Sequencer



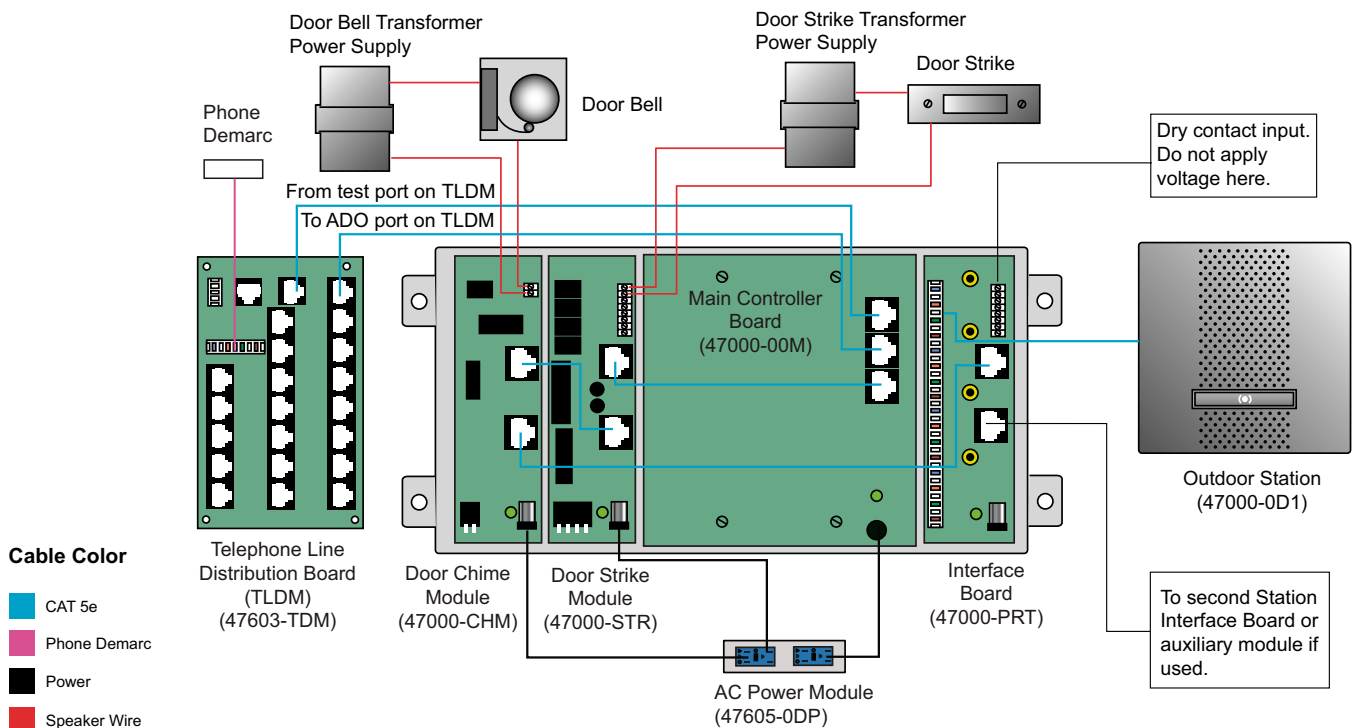
## Basic Residential Intercom System



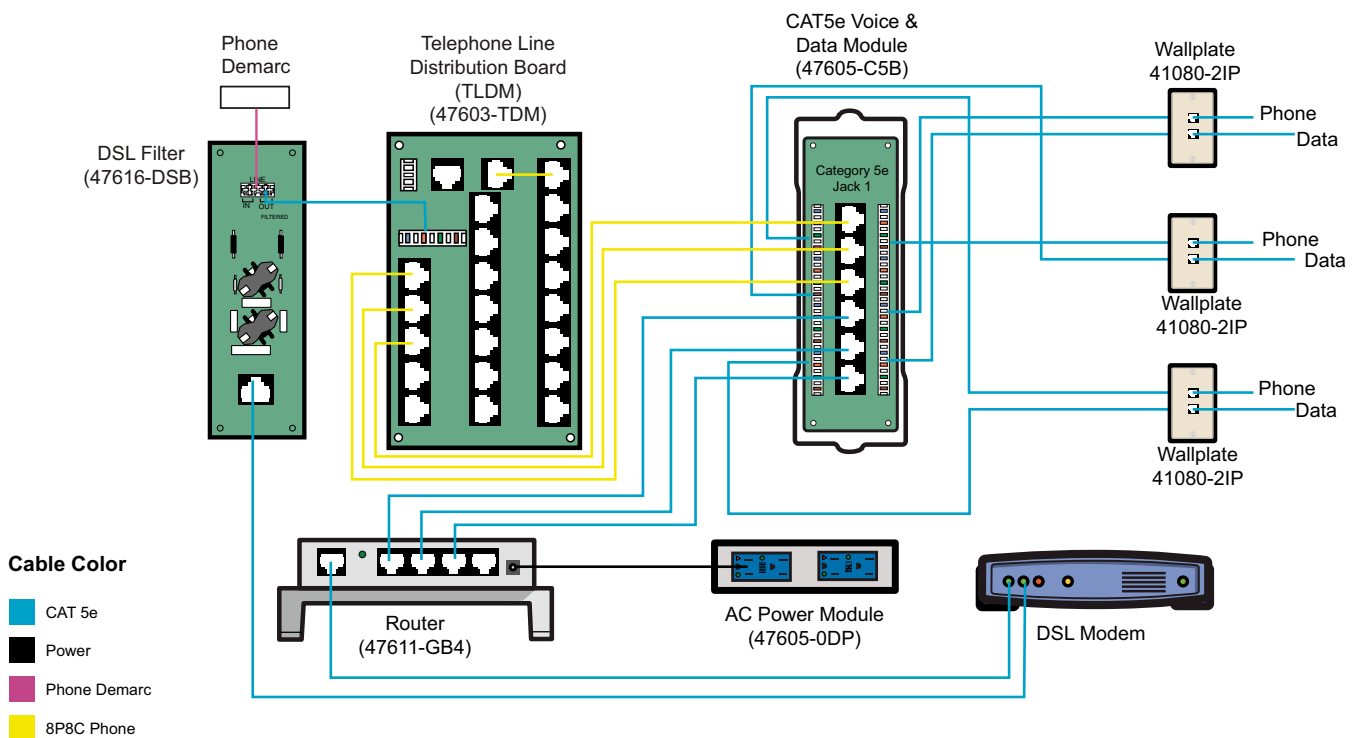
## Intercom System Wired For VOIP



## Residential Intercom System w/ Door Strike & Door Chime Modules

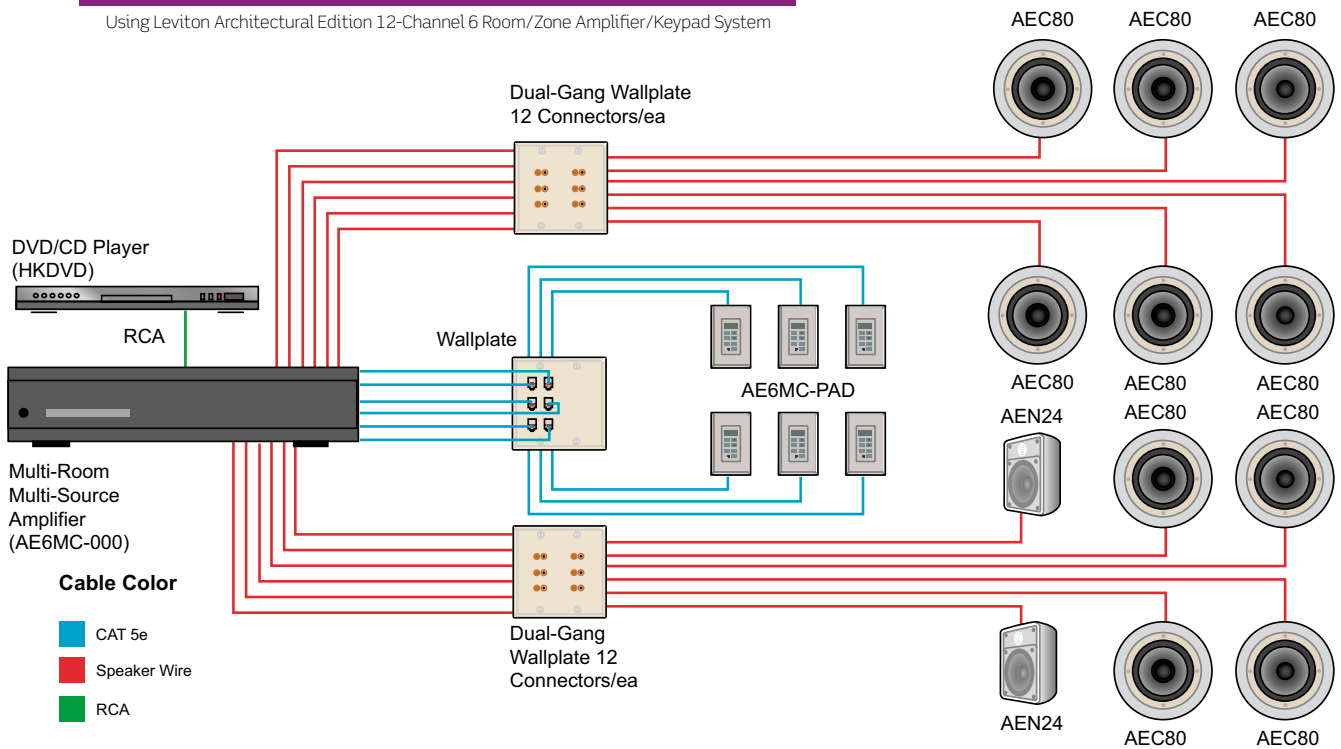


## DSL Modem Connection in SMC

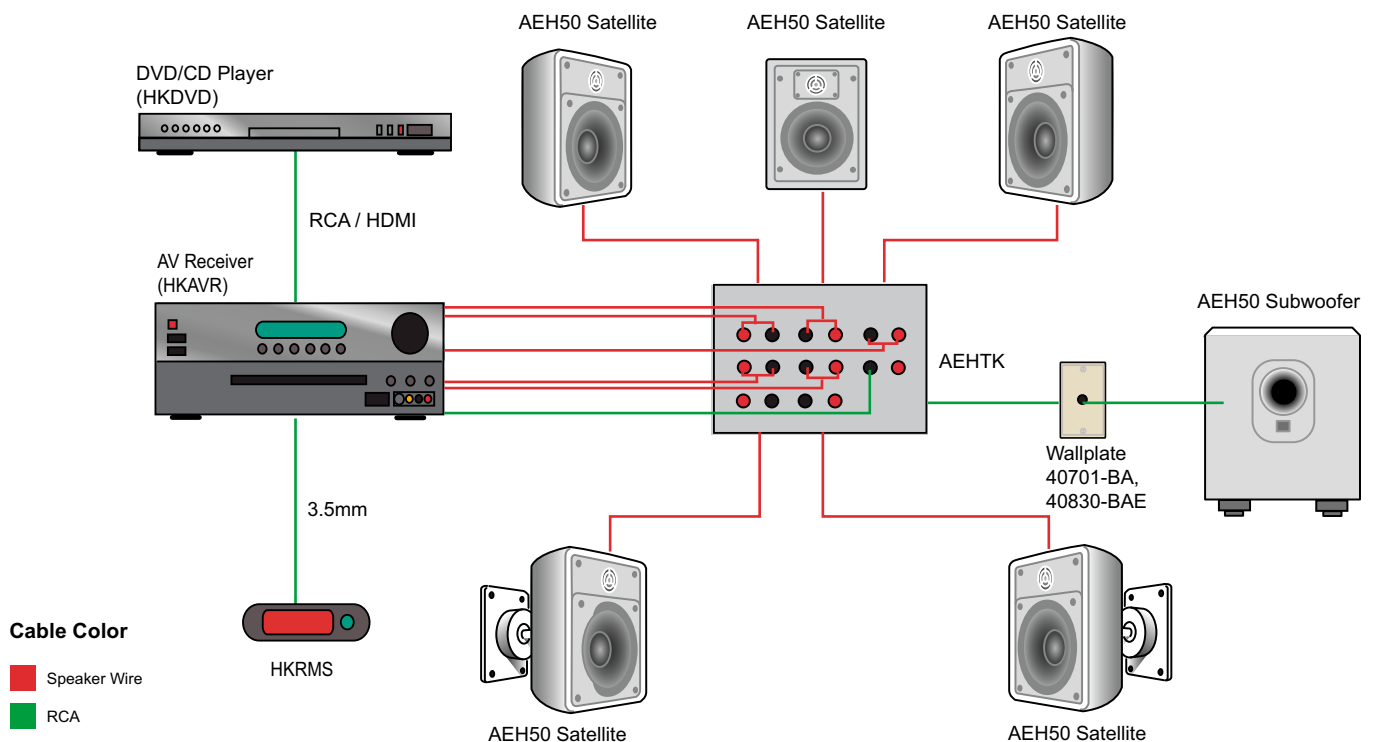


## Multi-Source/Multi-Room Audio System

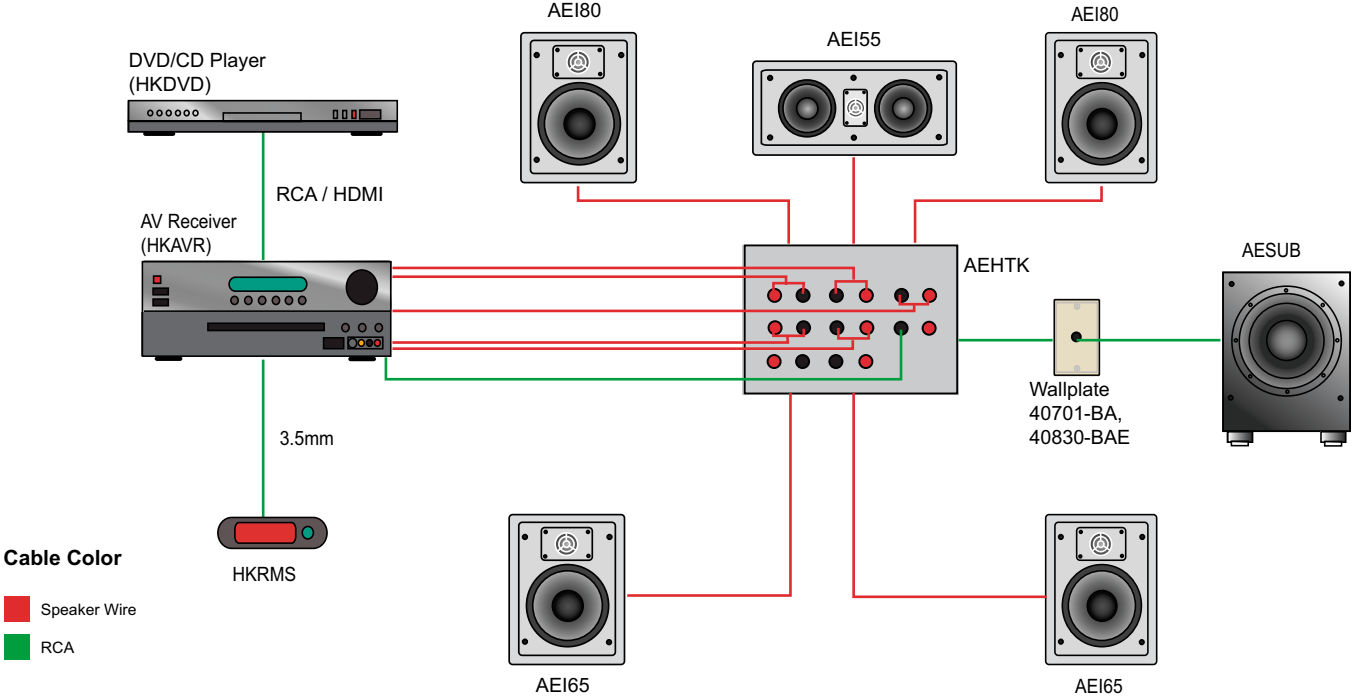
Using Leviton Architectural Edition 12-Channel 6 Room/Zone Amplifier/Keypad System



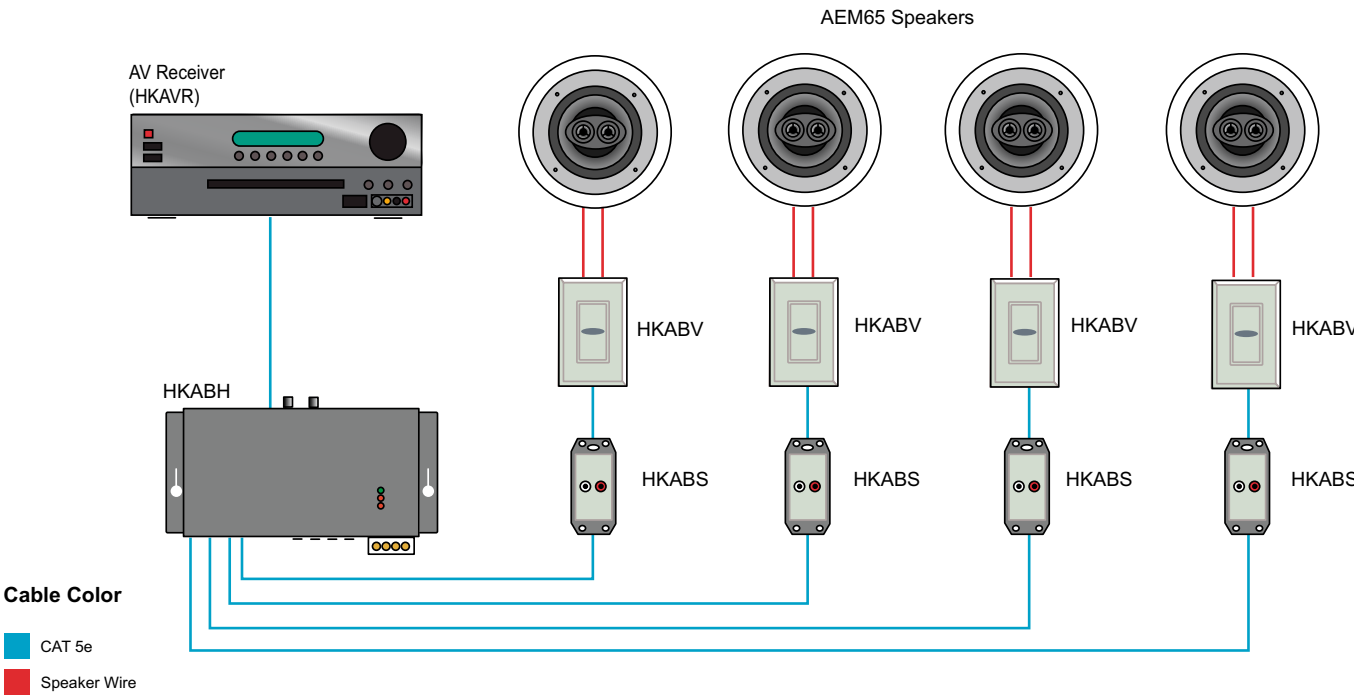
## On-Wall Home Cinema System



In-Wall Home Theater System

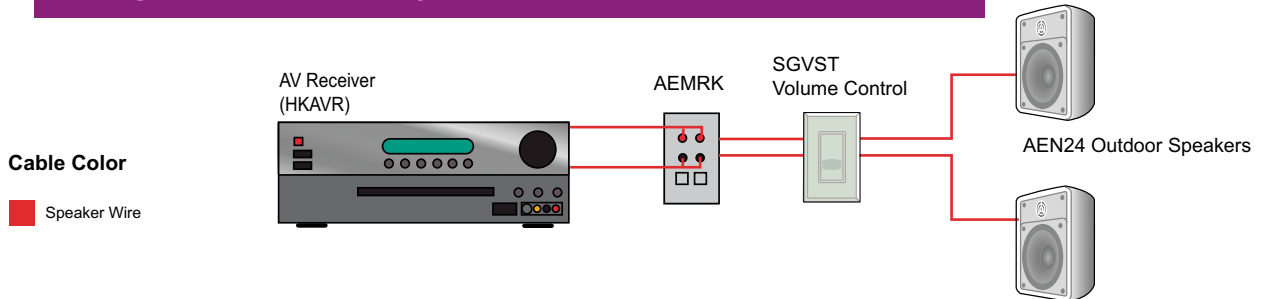


Adding a Single Source/Multi-Room Audio System to an A-BUS® Ready Audio/Video Receiver (AVR)

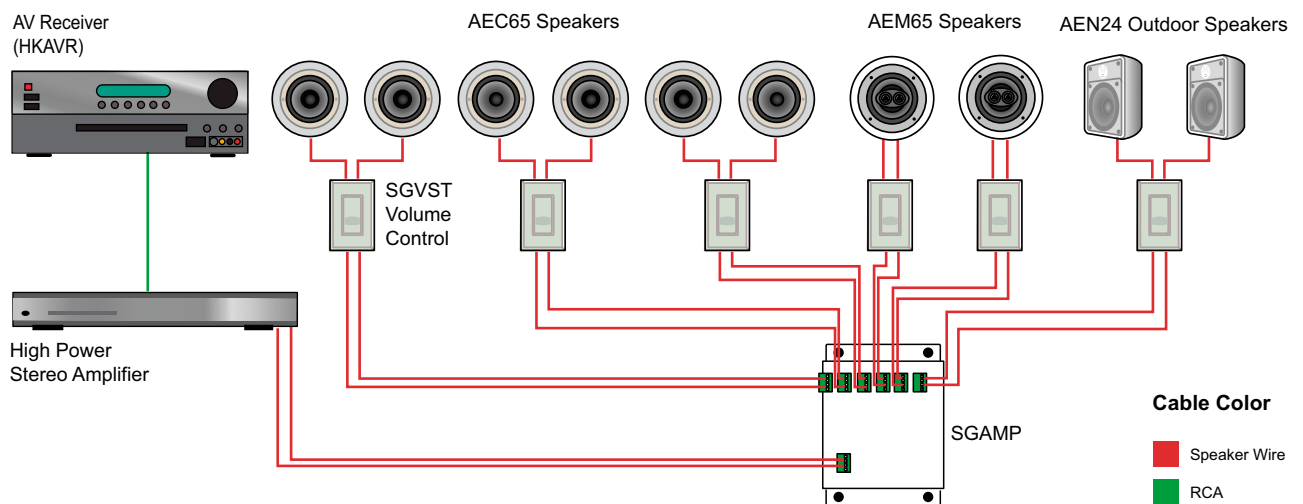




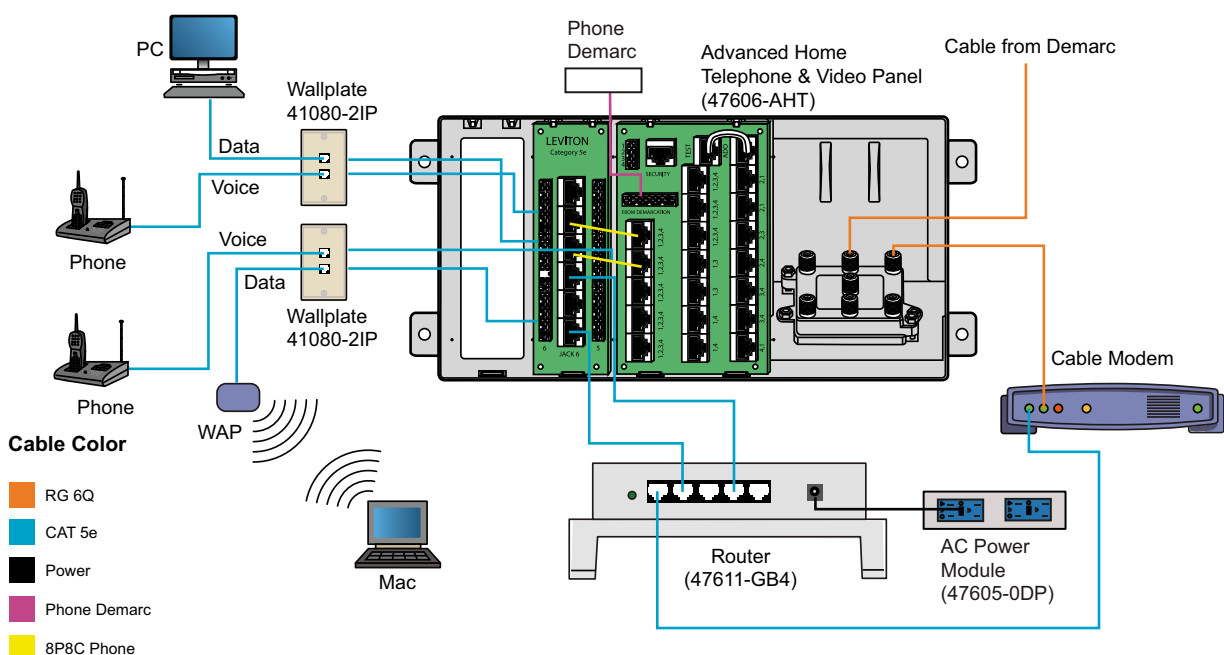
## Adding Outdoor Music To a Multi-Room Capable Audio/Video Receiver (AVR) Running a 5.1 Home Theater System



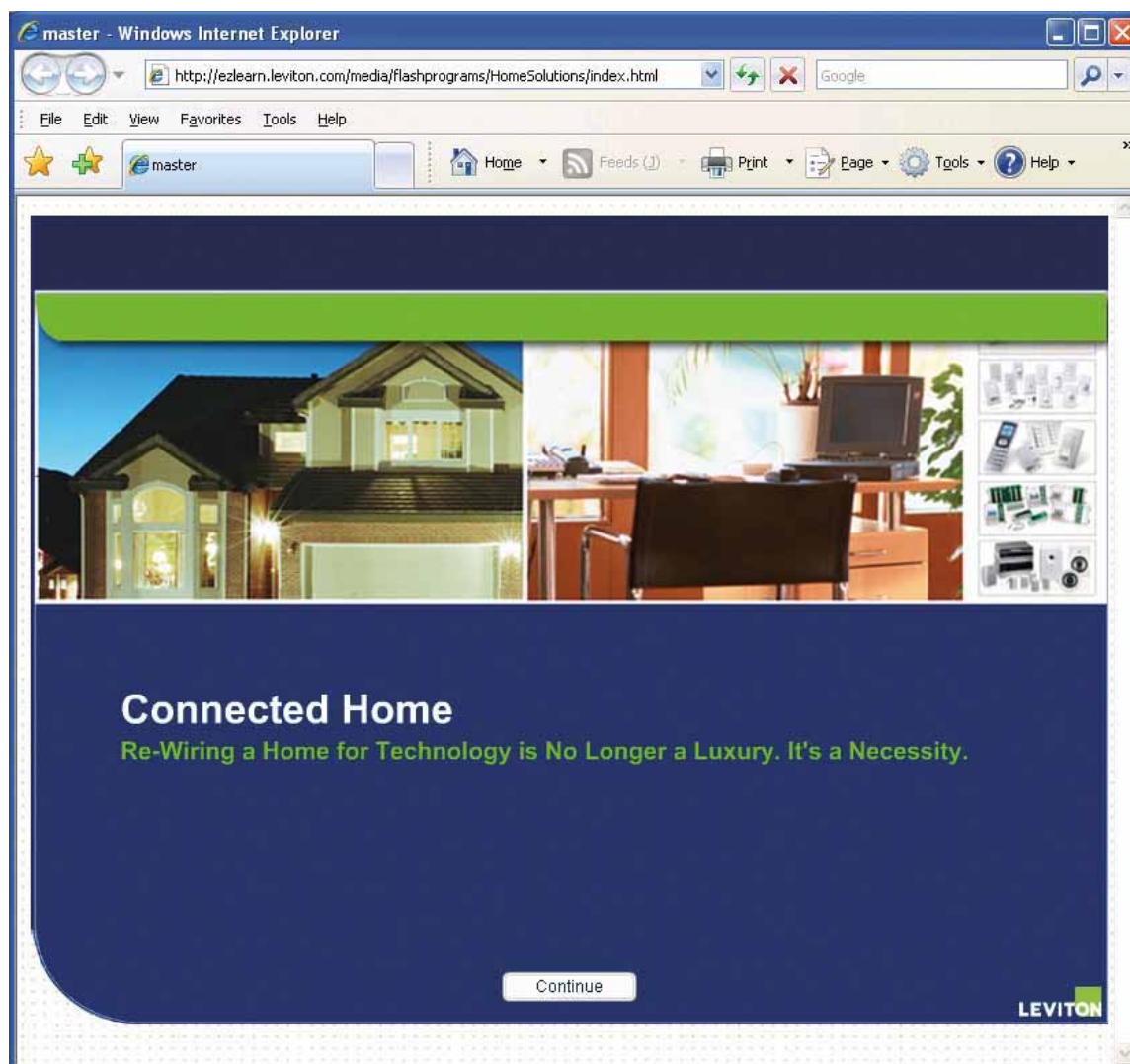
## Multi-Room Audio System Using System Matching Module



## Hybrid Solution Wired & Wireless



A comprehensive online training program is available free of charge on Leviton.com in the eZ-Learn™ section.



You can participate in the online training courses and learn about popular Leviton Connected Home solutions including:

- Structured Wiring Solutions
- Power Supplies
- Voice, Data & Video Panels
- Camera Systems
- Intercom Systems
- TV & Video Distribution
- Data Networking
- Audio
- Connectors & Wallplates

To access the Leviton eZ-Learn center, visit [ezlearn.leviton.com/eL\\_front/](http://ezlearn.leviton.com/eL_front/)

Warranty Information		
Product Type	Standard Limited Warranty	Warranty When Installed by a Leviton Residential Network Installer
<b>Leviton Structured Media System Components</b>		
Active Data Products	2 Years	2 Years
Active Telephone Products	2 Years	2 Years
Active Video Products	2 Years	2 Years
Leviton TVA (telephone, video, audio, consumer accessory products)	2 Years	2 Years
Passive Data Products	2 Years	25 Years
Passive Telephone Products	2 Years	25 Years
Passive Video Products	2 Years	25 Years
<b>Leviton Video Entry System</b>		
Ophera Video Entry	2 Years	2 Years
<b>Leviton Connected Home Audio System Components</b>		
Spec Grade™ Speakers and Components	2 Years	2 Years
Leviton Architectural Edition™	2 Years	2 Years
Leviton Architectural Edition Powered by JBL®	5 Years	5 Years
Harman/Kardon® DVD & CD Players*	1 Year	1 Year
Harman/Kardon Receivers*	2 Years	2 Years
A-BUS® Components	1 Year	1 Year

\*Service provided by Harman/Kardon.

Warranties subject to change. For the most up-to-date, detailed warranty information, visit [leviton.com/connectedhome](http://leviton.com/connectedhome).

### A

**ADSL (Asymmetric Digital Subscriber Line)** | A form of DSL that allows for faster transmission of data over a copper line by offering a faster download speed than upload speed (asymmetry). Typically speeds are 1.5Mbps download and 756Kbps upload.

**Amplifier** | A component that boosts the strength of a transmitted RF signal as measured in decibels (dB).

**Analog** | A method of transmitting information by a continuously variable electrical signal, as opposed to digital.

### B

**Bandwidth** | The range between the highest and the lowest frequencies of a transmission channel measured in Hz (Hertz); A rate of data transfer measured in bits per second (bps).

**Bend Radius** | The minimum acceptable radius a cable can bend without causing degradation to the signal it is carrying.

**Bits per second (bps)** | A measure of digital data rate. Larger measurements include Kbps (kilo or thousands of bits per second) and Mbps (mega or millions of bits per second).

**BNC** | A connector used to terminate coaxial cables. Typically used for CCTV systems connecting cameras to distribution or head end equipment. BNC stands for Bayonet-Neill-Concelman.

**Broadband** | A wide bandwidth capable of carrying multiple voice, data, and video channels simultaneously.

### C

**Category 5e (CAT 5e, HOME 5e™)** | A Category of Performance for 4-Pair Twisted Pair wire. Used in support of signaling rates of up to 100MHz over distances of up to 100 meters. Calls for tighter twists, electrical balancing between pairs and fewer cable anomalies. CAT 5e is intended to support 100Base-T and Gigabit Ethernet.

**Category 6 (CAT 6, HOME 6™)** | A Category of Performance for 4-Pair Twisted Pair wire. Used in support of signaling rates of up to 250MHz over distances of up

to 100 meters. Calls for tighter twists, electrical balancing between pairs and fewer cable anomalies. CAT 6 is intended to support 1000Base-T or Gigabit Ethernet.

**CATV (community antenna television)** | A cable television system that receives television broadcasts by antenna and relays them by cable to paying subscribers in areas where direct reception is either poor or not possible.

**CCTV (Closed circuit television)** | Video signal sent to a limited number of locations, such as in a security system.

**Coaxial Cable** | A cable composed of an insulated central conducting wire wrapped in another braided cylindrical conductor (the shield). A coaxial cable has great capacity to carry very high bandwidths of information. It is typically used in CATV applications.

**Connecting Block** | A plastic block containing metal wiring terminals to establish connections from one group of wires to another. Usually each wire can be connected to several other wires in a bus or common arrangement. A connecting block has insulation displacement connections (IDCs).

**Connector** | A device that attaches wires or fibers in a cable to allow it to connect to equipment or other cables.

**Crosstalk** | See Near-End Crosstalk.

### D

**Decibel (dB)** | A decibel is the logarithmic ratio of a measured quantity and a reference quantity using the same units. Doubling the original measured quantity results in a +3 dB increase. Conversely, half of the original measured quantity results in a decrease of -3 dB. Therefore, a change of -6 dB is a loss of 75% of total signal strength.

**Demarcation Point** | The point of interconnection between the incoming signal wire and the building's internal wiring.

**Digital TV** | See HDTV.

**Drop** | A term for a cable run to a media location (e.g., video drop, telephone drop).

### E

**EIA/TIA (Electronic Industries Association/Telecommunications Industries Association)** | A trade organization of manufacturers which set standards for

telecommunications and networking equipment. Many associations fall under the umbrella of EIA, though it has recently been absorbed by the TIA. See [www.eia.org](http://www.eia.org) or [www.tiaonline.org](http://www.tiaonline.org).

**Electromagnetic Interference (EMI)** | Signal interference caused by stray electric and magnetic fields.

**Ethernet** | A type of network used for connecting computers, printers, workstations, terminals, etc. within the same building. Ethernet is a physical and data link protocol that operates over various connection media.

## F

**Fiber Optics** | High bandwidth medium in which communication signals are transmitted in the form of light beams over glass optical fiber cables.

## H

**HDMI** | interface that delivers digital video, audio and control signals on the same cable.

**HDTV (High Definition Television)** | A television that permits the display of higher resolution pictures than the now obsolete NTSC televisions. HDMI also has an ATSC tuner to allow reception of over-the-air digital broadcasts.

**Hertz** | A unit of frequency measuring single cycles per second, abbreviated as Hz. Megahertz (MHz) measures millions of cycles per second, while Gigahertz (GHz) measures billions of cycles per second. Often used to describe the bandwidth of an audio or video signal.

**Home Run** | Communication wiring where the individual cables run from each wallplate directly back to the central equipment.

## I

**IEEE 802.3** | A standard set by the Institute of Electrical and Electronics Engineers (IEEE), a publishing and standards-making body responsible for many standards used in LANs, describing Ethernet and StarLan networks. Typically they transmit at or above 10Mbps. This is the most common local area network specification.

**Impedance** | The total opposition (i.e. resistance and reactance) a circuit offers to the flow of alternating current. It is measured in ohms ( $\Omega$ ).

## J

**Jack** | A female connector such as a CAT 5e QuickPort® Insert which mates to a male plug, allowing electrical contact between wires. A jack may be standard, modified, or keyed.

## L

**Local Area Network (LAN)** | A short distance network (typically within a building or campus) used to link together computers and peripheral devices (such as printers) under some form of standard control.

## M

**Modem** | A device that converts digital signals to analog signals for transmission over phone wires. Short for modulator-demodulator.

**Mud Ring** | An informal term used to describe low-voltage mounting bracket.

## N

**Near-End Crosstalk (NEXT)** | Electrical interference coupled from one pair of wires to another as measured at the same end of the cable as the transmitter.

**Network** | A group of telecommunications links and nodes arranged so that messages may be passed from one part of the network to another over multiple links and through various nodes.

## O

**Ohm ( $\Omega$ )** | A unit of electrical resistance. The higher the value, the greater the resistance. See Impedance.

**Outlet** | A telecommunications outlet is a single-piece cable termination assembly (typically on the floor or in the wall), containing one or more modular jacks. Jacks might be RJ45, coaxial terminators, fiber optic couplers, etc.

## P

**Part 68** | In telecommunications, part 68 is the section of Title 47 of the Code of Federal Regulations of the United States governing (a) the direct connection of telecommunications equipment and customer premises wiring with the public switched telephone network.

**Patching** | A means of connecting circuits via cords that can

be easily disconnected and reconnected at another point. May be accomplished by using modular cords connected between jack fields or by patch cord assemblies that plug onto connecting blocks.

**PBX (Private Branch Exchange)** | A small, privately-owned version of the phone company's larger telephone central switching office.

**Plenum** | An enclosed space used for airflow in which cables can be housed. Cables must be appropriately rated for use in a Plenum space.

**Plug** | A male component of a plug/jack connector system. In premises wiring, a plug provides the means for a user to connect communications equipment to the communications outlet.

**Point-to-point Transmission** | A dedicated link that connects exactly two communication facilities (e.g., two nodes of a network, an intercom station at an entryway with a single internal intercom station, a radio path between two points, etc).

**Polarity** | Describes which wire is positive and which wire is negative on an electrical circuit.

**Punch Tool** | A spring-loaded tool for cutting and connecting wire in a jack or module, also known as an impact tool.

### R

**Ring** | As in Tip and Ring. The Ring is the negative (-) wire of the two wires needed to set up a telephone connection. See Tip.

### S

**Service Loop** | The "slack" left after terminating a wire and used to accommodate future changes.

**Splice** | Connection of two or more pieces of material or joining of two or more cables together by connecting the conductors End for End.

**Standards** | Principles of protocol set by Committees working under various trade and international organizations.

**STP** | Shielded Twisted Pair. See Twisted Pair

**Structured Media® Center (SMC)** | Leviton's central distribution center for structured cabling.

**Surge Suppression** | The prevention of voltage surges from reaching and damaging electronic equipment

### T

**TCP/IP (Transmission Control Protocol/Internet Protocol)** |

A set of protocols defining the layers for communication and connection to the internet and other networks.

**Terminate** | The act of attaching a wire's conductors to a connector.

**TIA (Telecommunications Industry Association)** | A

trade organization comprised of manufacturers that sets standards for use of its member companies. Formerly fell under the umbrella of EIA, (Electronic Industries Alliance). See EIA/TIA.

**Network Topology** | The arrangement or mapping of the links and nodes in a network, especially the physical real and logical virtual interconnections between nodes. A local area network (LAN) is one example of a network that exhibits both a physical topology and a logical topology.

**Twisted Pair** | Two insulated wires twisted around each other to reduce EMI from external sources. The twists, or lays, are varied in length to reduce the potential for signal interference between pairs. Several sets of twisted pair wires may be enclosed in a single cable. In cables greater than 25 pairs, the twisted pairs are grouped and bound together.

### U

**UTP (Unshielded Twisted Pair)** | Twisted pair wires that do not have a shield surrounding them. See Twisted Pair.

## Resources & Support | Part Number Index

Part No.	Page	Part No.	Page
00688-00*	85	40839-S~S	56
00689-00†	85	40856-DSS	101
00690-00*	85	40866-DSS	101
03950-BKT	37	40867-DSS	101
05261-OCH	85	40868-DSS	101
05361-OCH	85	40951-1P*	81
05951-OSA	37	40952-2P*	81
05951-SAC	37	40982-R•W	56
05951-SAT	37	40984-000	97
05952-OET	37	40985-0Q6	98
05952-ETH	37	40985-1P9	98
05953-PC	37	40985-1P6	98
05953-PCC	37	40985-2P9	98
05953-PCG	37	40985-2P6	98
05954-AT4	37	40985-CRF	56
05954-CT4	37	40985-CRU	56
05954-PT4	37	40985-CRV	56
05955-ODT	37	40986-1P9	98
05955-DTG	37	40986-1P6	98
0PJ26-00*	61	40986-2P9	98
0PJ62-00*	61	40986-2P6	98
0SJ26-0S*	61	40986-000*	98
0SJ62-0S*	61	40987-002	97
3005C-C00	58	40987-003	97
4007C-C00	58	40987-004	97, 112
40734-CV~	56	40988-000	107
40734-SV*	56	40989-CPT	63
40735-RX†	56	40989-RCT	63
40782-CPF	56	41080-1*P	59
40807-00*	60	41080-1AP	110
40807-0B*	60	41080-2*P	59
40807-B2*	60	41080-2IP	114, 117
40812-RTK	63	41080-3*P	59
40830-B*E	56	41080-4*P	59
40830-B*R	56	41080-6*P	59
40830-B~L	56	41081-2*P	60
40830-B~V	56	41081-4*P	60
40830-B*Y	56	41084-B*B	56
40831-0B°	56	41084-B*F	56
40832-0B°	56	41084-F*F	56
40833-B*E	56	4108W-OSP	59
40833-B*R	56	4108W-1SP	59
40837-B*E	56	41108-R#5	56
40837-B*R	56	41180-R#3	56



## Resources & Support | Part Number Index

Part No.	Page	Part No.	Page
41641-00*	60	47603-12P	31
41642-00*	60	47603-18B	33
41643-00*	60	47603-18M	31
41644-00*	60	47603-18P	31, 110
41646-00*	60	47603-1G4	32
41647-00*	59	47603-1G6	32
41648-00*	59	47603-1G8	32
42081-2*S	60	47603-24P	31
42081-4*S	60	47603-412	31
42400-00G	93	47603-8C1	31
42400-8FG	26	47603-DP6	32
43080-1S1	59	47603-TDM	33, 113, 114
43080-1S2	59	47603-TSV	32
43080-1S3	59	47604-0F6	25
43080-1S4	59	47604-F6S	25
43080-1S6	59	47605-0DP	35, 110, 111, 112, 113, 114, 117
43080-2S2	59	47605-140	21
43080-2S4	59	47605-14B	21
43080-2S6	59	47605-14C	21
43080-2S8	59	47605-14D	21
43080-S12	59	47605-14E	21
43105-005	63	47605-14G	21
43108-008	63	47605-14P	21
43112-012	63	47605-1MG	21
47000-00M	114	47605-28B	22
47000-0D1	52	47605-28D	22
47000-0E1	52	47605-28G	22
47000-CHM	52, 114	47605-28N	22
47000-CSB	52	47605-28P	22
47000-CSG	52	47605-28W	22
47000-CWS	52	47605-2BP	22
47000-D1	114	47605-2MG	22
47000-MKB	52, 113	47605-42D	23
47000-PRT	52	47605-42N	23
47000-PRT	114	47605-42P	23
47000-STR	52, 114	47605-42W	23
471080-C5B	110	47605-4B9	23
47600-0W1	52	47605-4MG	23
47602-24E	24	47605-ACN	35
47602-BKE	24	47605-ACS	35
47603-0C5	32	47605-C5B	32, 111, 112, 114
47603-110	33, 84	47605-F28	22
47603-12B	33	47605-F42	23
47603-12M	31	47605-M28	22

Part No.	Page	Part No.	Page
47605-M42	23	47616-DSB	32, 114
47605-MDC	25	47616-DSF	33
47605-MDU	25	47617-HPC	85
47605-NDP	35	47617-LPF	85
47605-PSA	36	47617-PLT	85
47605-PSB	36	47617-RBH	85
47605-PSC	36, 111, 112	47617-REB	85
47606-AHT	31, 117	47617-REC	85
47606-ASO	31	47621-CMS	84
47606-BNP	31	47621-MIE	84
47606-BTV	31	47689-00B	17, 32
47609-004	33	47690-004	44
47609-0F6	33	47690-006	44
47609-4DP	33	47690-008	44
47609-4X4	63	47690-04C	44
47609-D5P	33	47690-06C	44
47609-EMP	33	47690-08C	44
47609-S10	33	47690-0G4	44
47609-TSV	32	47690-0G6	44
47610-002	95	47690-0G8	44
47610-003	95	47690-4C2	44
47611-0C6	32	47690-6C2	44
47611-5GB	39	47690-8C2	44
47611-5PT	39	47690-NFA	49
47611-8PT	39	47691-3MS	45
47611-C6B	32	47693-01P	41
47611-GB4	39, 110, 113, 114, 117	47693-01P	42
47611-GT4	39	47693-08P	41
47612-1SB	27	47693-08P	42, 110, 112
47612-28B	23	47693-16P	41
47612-42B	23	47693-16P	42
47612-6SB	27	47693-31P	41
47612-CBK	27	47693-31P	43
47612-DBK	25	476TL-T12	29
47612-EBK	25	476TM-512	29
47612-FSB	27	476TM-524	29
47612-HSB	27	476TM-612	29
47612-MMA	26	476TM-624	29
47612-SBK	25	476TM-652	29
47612-UBK	27	476TM-654	29
47612-VSB	25	47FTH-240	24
47613-EZC	63	47FTH-420	24
47613-EZR	63	47FTH-440	24
47615-NYL	63	47FTH-840	24

## Resources & Support | Part Number Index

Part No.	Page	Part No.	Page
47FTH-844	24	5L000-L0K	23
47FTH-880	24	5LHOM-XX*	55
48210-OVA	44	61HOM-R*6	55
48210-MCH	83	61TLS-R*6	55
48210-MRU	83	6HHOM-XX*	55
48210-MSU	83	6LHOM-XX*	55
48210-SRU	83	80301-0S*	61
48211-06A	80	80309-0S*	61
48211-WVC	79	80401-00*	61
48211-WVK	79	80401-040	61
48212-06S	35	80401-0N*	61
48212-124	36	80409-00*	61
48212-IEC	36	80409-0N*	61
48213-CVS	48, 111, 112	80601-0S*	61
48213-VMA	48, 111, 112	80609-0S*	61
49404-000	94	84409-040	61
49553-066	63	AE6MA	77
49553-110	63	AE6MC	77, 115
49553-814	63	AE6MC-PAD	77, 115
49553-AWL	63	AE6MC-RMT	77
49553-BIX	63	AEBC6-000	68
49553-KRN	63	AEC65-000	66
49660-00P	63	AEC80-000	66, 115
5020C-C0B	58	AECCS-VCE	71
5020C-COI	58	AEH50	115
5020C-COW	58	AEH50-OWH	72
5020C-CAL	58	AEH50-OBL	72
51084-ICN	61	AEHTK	115, 116
51110-001	35	AEI55-000	70, 116
51110-PTC	35	AEI65-000	65, 116
5EA20-M1*	57	AEI80-000	65, 116
5EA20-M2*	57	AEM65-000	66, 116
5EA20-M3*	57	AEMRK-000	81, 117
5EA20-M4*	57	AEN24	115, 117
5EA20-S1*	57	AEN24-000	69
5EA20-S2*	57	AEPC8-KIT	68
5EA20-S3*	57	AEPHK-OBL	73
5EA20-S4*	57	AEPHK-OWH	73
5EHOM-R*5	55	AEPI6-KIT	68
5ETLS-R*5	55	AEPI8-KIT	68
5F100-6QP	26	AEPI8-KIT	68
5F100-6VF	26	AES36-000	69
5F100-BNC	26	AESS5-OBL	73
5HHOM-XX*	55	AESS5-OWH	73

Part No.	Page	Part No.	Page
AESUB	116	C2413-15*	93
AESUB-012	71	C2413-25*	93
BC100-0VA	51	C2413-50*	93
BC100-VAS	51	C2427-25I	93
BC100-XAS	51	C2429-00C	94
BC200-4VD	51	C2441-000	95
BC200-AMP	51	C2443-000	95
BC200-AVD	51	C2447-00*	89
BC300-VSE	51	C2448-00*	100
BR200-00W	51	C2449-00*	89
BR300-BOX	51	C2450-00*	89
BR300-SMK	51	C2452-00*	90
BT102-01G	51	C2453-0CL	94
BT200-DPG	51	C2454-00*	93
BT500-HAC	51	C2455-000	90
BT700-HTG	51	C2456-00*	101
BT700-HTI	51	C2680-00*	91
BT700-VTS	51	C2682-00W	90
C0110-110	107	C2683-00I	92
C0218-00I	91	C5002-000	97
C0224-000	95	C5002-0GO	97
C0224-0CP	95	C5003-000	97
C0225-000	95	C5004-000	97
C0225-0CP	95	C5004-0GO	97
C0229-00*	89	C5007-000	98
C0244-000	92	C5007-0C7	98
C0245-00*	90	C5009-000	98
C0246-00I	92	C5009-G00	98
C0247-00*	92	C5052-000	98
C0248-00*	92	C5052-0GO	98
C0249-00*	89	C5053-000	99
C0250-00*	92	C5055-000	99
C0252-00*	91	C5101-000	99
C0253-00*	90	C5152-000	98
C0254-00*	89	C5205-000	98
C0255-00*	91	C5229-000	98
C0256-0SS	90	C5235-000	98
C0257-000	94	C5235-0GO	98
C0260-00I	95, 107	C5255-000	103
C0261-00I	92	C5256-*GO	100
C0280-00*	92	C5256-00*	100
C2406-25*	93	C5307-000	98
C2407-XX*	94	C5307-00G	98
C2413-07*	93	C525-6GO	99

## Resources & Support | Part Number Index

Part No.	Page		
C5402-000	103	PCI80-000	68
C5403-000	103	SG099-00W	69
C5405-000	103	SGAMP-000	80
C5451-003	104	SGC65-00W	67
C5451-006	104	SGCGJ-GRL	68
C5451-012	104	SGI65-00W	67
C5452-006	104	SGI65-GRL	68
C5454-003	104	SGI80-00W	67
C5501-00E	99	SGI80-GRL	68
C5557-000	99	SGVCK-00E	79
C5810-00I	101	SGVCK-0IA	79
C5811-000	101	SGVCK-0LA	79
C5812-000	101	SGVSM-00W	78
C5822-000	100	SGVST	117
C5822-0GO	100	SGVST-00W	78
C5852-6GO	100	VSHUB-000	47, 111, 112
C5853-006	100	VSHUB-IDC	47, 111
C5856-0GO	100	VSIND-0SC	47, 111
C5914-000	63, 107	VSOUT-00W	47, 111, 112
C5917-000	107	VSQIP-000	111
C6851-XX*	97	W5212-250	105
CH149-00A	58	W5214-250	105
CH149-00E	58	X3301-100	105
CH149-00I	58	X3301-25C	105
CH149-00T	58	X3301-50C	105
CH149-00W	58	X3302-25C	105
CH159-00A	58	X3304-50C	105
CH159-00E	58	X3324-025	105
CH159-00I	58	X3324-100	105
CH159-00T	58	X3324-50C	105
CH159-00W	58		
CH181-00A	58		
CH181-00E	58		
CH181-00I	58		
CH181-00T	58		
CH181-00W	58		
HKABH-000	76, 116		
HKABS-000	76		
HKABV-000	76, 116		
HKAVR-xxx	74, 115, 116, 117		
HKDVD	75, 115, 116		
HKRMS	75, 115, 116		
PCC55-KIT	68		
PCI65-000	68		

**The following are trademarks of Leviton Manufacturing Company, Inc.:**

AutoSurge™  
Chopin™  
Decora®  
HOME 5e™  
HOME 6™  
Leviton Architectural Edition™  
QuickPort®  
QuickPlate™  
Spec-Grade Sound™  
Structured Media®  
Transfer-Free™  
Vizia RF +™

For Leviton warranty information please visit [leviton.com/warranties](http://leviton.com/warranties).

**Many other trademarks are used in this catalog and registered as follows:**

A-BUS® is a registered trademark of LeisureTech Electronics Pty Ltd.  
Blu-ray™ Disc is a registered trademark of the Blu-ray Disc Association.  
Digital Satellite System® and DSS® are registered trademarks of Direct TV, Inc.  
DTS® is a registered trademark of DTS, Inc.  
Elliptical Oblate Spheroidal™ (EOS®) is a registered trademark of Harman International Industries, Inc.  
Harman/Kardon® is a registered trademark of Harman International Industries, Inc.  
HDMI™ is a trademark of HDMI Licensing, LLC.  
iPod® is a registered trademark of Apple, Inc.  
JackRapid™ is a trademark of Fluke Corporation.  
JBL® is a registered trademark of Harman International Industries, Inc.  
Kapton® is a registered trademark of EI du Pont de Nemours and Company.  
Klein Tools® is a registered trademark of Klein Tools, Inc.  
Simplay HD™ is a trademark of Simplay Labs, Inc.  
Symmetrical Field Geometry™, SFG™, Straight-line Signal Path™, SSP™, PolyPlas™, FreeFlow™ and WeatherPlas™ are trademarks of Harman International Industries, Inc.  
VELCRO® is a registered trademark of Velcro Industries B. V.  
WiFi® is a registered trademark of the WiFi Alliance.  
Windows Media® and XBOX 360® are registered trademarks of the Microsoft group of companies.

**All other trademarks, service marks and logos used in this catalog are the trademarks, service marks or logos of their respective owners.**



© Copyright Leviton Manufacturing Co., Inc. 2011. All rights reserved. All unauthorized quotation and reproduction is forbidden except for brief examples used in reviews of this work by periodical publications where the source of information is credited to Leviton or the reproduction of this material for the purpose of preparing specifications and/or bids in which Leviton products are indicated. To request permission, please contact the Leviton Network Solutions Marketing Department at 425.486.2222.

Information in this catalog is provided as a guide to product selection and is believed to be correct at time of publication. Because Leviton engages in a continuous program of product improvement, data is subject to change without notice.



### Leviton Corporate Headquarters

**leviton.com**  
**T** 800.323.8920  
**E** customerservice@leviton.com

### Leviton Network Solutions Connected Home Division Headquarters

**leviton.com/connectedhome**  
**T** 800.722.2082  
**E** infohme@leviton.com

**International Inside Sales**  
**T** +1.425.486.2222  
**E** intl@leviton.com

**Technical Support**  
**T** 800.824.3005, +1.425.486.222  
**E** appeng@leviton.com

### Leviton International Regional Headquarters

**Middle East & Africa**  
**T** +971.4.886.4722  
**E** lmeinfo@leviton.com

**China**  
**T** +86.755.3320.0588  
**E** infochina@leviton.com

**India / SAARC**  
**T** +91.80.4322.5678  
**E** lev\_india@leviton.com

**Latin America**  
**T** +52.55.5082.1040  
**E** lsamarketing@leviton.com

**Canada**  
**T** +1.514.954.1840  
**E** pcservice@leviton.com

### Leviton International Offices

**ASEAN Countries**  
**T** +1.631.812.6228  
**E** infoasean@leviton.com

**Europe**  
**T** +47.900.94.924  
**E** infoeurope@leviton.com

**South Korea**  
**T** +82.2.3273.9963  
**E** infokorea@leviton.com

**Australia & New Zealand**  
**T** +64.4.562.8327  
**E** infoausnz@leviton.com