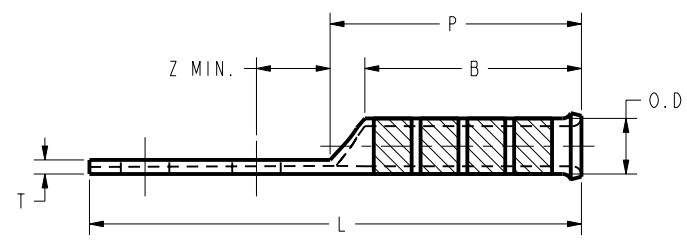
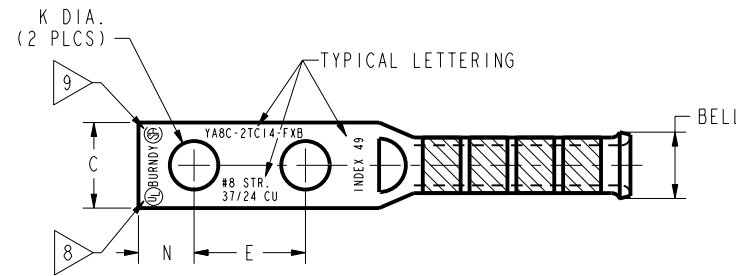


CATALOG NUMBER	ACCOMMODATES FLEXIBLE CABLE CODE AWG	STUD SIZE	DIMENSIONS												CABLE STRIP LENGTH	INSTALLATION TOOLING				
			B	C	C TOL.	E	K DIA.	L	N	P	T	Z MIN.	BELL	O.D.		DIELESS TOOLS		Y35, Y39, Y750, Y46		
																MECHANICAL HYTOOL™(CRIMPS)	HYDRAULIC HYPRESS™	DIE INDEX	COLOR CODE	DIE NUMBER (# OF CRIMPS)
YA8C2TC14FXB	#8 STR. (37/24) #8 AWG	1/4	.90 [23]	.44 [11]	±.04 [±1]	.62 [16]	.27 [7]	2.41 [61]	.31 [8]	1.06 [27]	.08 [2]	.33 [8]	.32 [8]	.27 [7]	1" [25]	MY29-3 (2) MY29-11 (2)	----	49	RED	U8CRT (2 CRIMPS)
YA8C2TC14E2FXB	#8 STR. (37/24) #8 AWG	1/4	.90 [23]	.44 [11]	±.04 [±1]	.75 [19]	.27 [7]	2.54 [65]	.31 [8]	1.06 [27]	.08 [2]	.33 [8]	.32 [8]	.27 [7]	1" [25]	MY29-3 (2) MY29-11 (2)	----	49	RED	U8CRT (2 CRIMPS)
YA8C2TC38FXB	#8 STR. (37/24) #8 AWG	3/8	.90 [23]	.58 [15]	±.05 [±1]	1.00 [25]	.40 [10]	2.98 [76]	.41 [10]	1.06 [27]	.06 [2]	.42 [11]	.32 [8]	.27 [7]	1" [25]	MY29-3 (2) MY29-11 (2)	----	49	RED	U8CRT (2 CRIMPS)
---	----	---	---	---	---	---	---	---	---	---	---	---	---	---	---	---	---	---	---	---
YAV6C2TC14FXB	#6 STR. (61/24) #6 AWG	1/4	1.22 [31]	.48 [12]	±.04 [±1]	.62 [16]	.27 [7]	2.76 [70]	.31 [8]	1.41 [36]	.08 [2]	.33 [8]	.37 [9]	.31 [8]	1-5/16" [33]	MY29-3 (2) MY29-11 (2)	Y644M (1 CRIMP)	7	BLUE	U5CRT (2 CRIMPS)
YAV6C2TC14E2FXB	#6 STR. (61/24) #6 AWG	1/4	1.22 [31]	.48 [12]	±.04 [±1]	.75 [19]	.27 [7]	2.88 [73]	.31 [8]	1.41 [36]	.08 [2]	.33 [8]	.37 [9]	.31 [8]	1-5/16" [33]	MY29-3 (2) MY29-11 (2)	Y644M (1 CRIMP)	7	BLUE	U5CRT (2 CRIMPS)
YAV6C2TC38FXB	#6 STR. (61/24) #6 AWG	3/8	1.22 [31]	.58 [15]	±.05 [±1]	1.00 [25]	.40 [10]	3.32 [84]	.41 [10]	1.41 [36]	.06 [2]	.42 [11]	.37 [9]	.31 [8]	1-5/16" [33]	MY29-3 (2) MY29-11 (2)	Y644M (1 CRIMP)	7	BLUE	U5CRT (2 CRIMPS)
YAV6C2NFXB	#6 STR. (61/24) #6 AWG	1/2	1.22 [31]	.83 [21]	±.04 [±1]	1.75 [44]	.56 [14]	4.51 [115]	.62 [16]	1.41 [36]	.12 [3]	.64 [16]	.37 [9]	.31 [8]	1-5/16" [33]	MY29-3 (2) MY29-11 (2)	Y644M (1 CRIMP)	7	BLUE	U5CRT (2 CRIMPS)
YAV6C2TC14E1FXB	#6 STR. (61/24) #6 AWG	1/4	1.22 [31]	.48 [12]	±.04 [±1]	1.00 [25]	.27 [7]	3.14 [80]	.31 [8]	1.41 [36]	.08 [2]	.33 [8]	.37 [9]	.31 [8]	1-5/16" [33]	MY29-3 (2) MY29-11 (2)	Y644M (1 CRIMP)	7	BLUE	U5CRT (2 CRIMPS)
YA5C2TC14FXB	#5 STR. (91/24) #5 AWG	1/4	1.22 [31]	.44 [11]	±.03 [±1]	.62 [16]	.27 [7]	2.76 [70]	.31 [8]	1.41 [36]	.07 [2]	.33 [8]	.35 [9]	.31 [8]	1-5/16" [33]	MY29-3 (2) MY29-11 (2)	Y644M (1 CRIMP)	7	BLUE	U5CRT (2 CRIMPS)




CONNECTOR RANGE		TOLERANCES						
FROM	TO	B	E	K	L	N	P	BELL
#8 STR. (37/24) #8 AWG	1/0 STR. (275/24) 1/0 AWG	±.06	±.02	±.02	±.09	±.03	±.06	±.06
2/0 STR. (325/24) 2/0 AWG	373.3 kcmil (925/24) 350 kcmil NOM.	±.08	±.02	±.02	±.12	±.03	±.06	±.06
444.4 kcmil (1100/24) 450 kcmil NOM.	1111 kcmil (2750/24) 1000 kcmil NOM.	±.09	±.02	±.02	±.15	±.06	±.10	±.06







- NOTES:
- MATERIAL: COPPER.
 - FINISH: ELECTRO-TIN PLATED.
 - CATALOG NUMBER "PUADP-1" ADAPTOR IS REQUIRED TO USE "U" TYPE DIES IN THE Y46 SERIES TOOLS.
 - REFERENCE THE BURNDY® PRODUCTS MASTER CATALOG "INSTALLATION TOOL INDEX" FOR ADDITIONAL TOOLING.
 - BELLED BARREL ENDS PROVIDE EASY CABLE INSERTION AND STRAIN RELIEF.
 - DIMENSIONS IN BRACKETS [] ARE IN MILLIMETERS ROUNDED OFF TO THE NEAREST MILLIMETER, UNLESS OTHERWISE NOTED, AND ARE FOR REFERENCE ONLY.
 - FOR UNDRILLED VERSIONS AND SUFFIX "U" TO END OF CATALOG NUMBER. FOR UNDRILLED VERSIONS, USE D MIN = N MAX + E MAX + Z MIN.
 - CONNECTORS ARE UL LISTED; UNDRILLED VERSIONS ARE NOT UL LISTED.
 - CONNECTORS ARE CSA CERTIFIED; UNDRILLED VERSIONS ARE NOT CSA CERTIFIED.

TO ORDER BURNDY® PRODUCTS CALL		TELECOM BELLED HYLUGTM	
UNITED STATES 1-800-346-4175 (LONDONDERRY, NH)		ITEM NO: N/A	
CANADA: 1-800-361-6975 (QUEBEC) 1-800-387-6487 (ALL OTHER PROVINCES)		CAT. NO: YA-2-FXB- (TABLE)	
FOR PRODUCT INFO: http://www.burndy.com		DRAWN BY: J. GAUDET 11/04/92	
		CHECKER: K. HENRY 11/18/92	
		DSN APPVL: C. PALAGI 11/20/92	
		MFG APPVL: N/A	
		QA APPVL: A. LLOYD 11/23/92	
		MKT APPVL: L. HERRON 11/23/92	
		SCALE: NTS	
		PROJ #: --	
		DRAWING NO: SE208074	
		REV: G	
		SHEET 1 OF 6	

REV: PE0200

CATALOG NUMBER	ACCOMMODATES	STUD SIZE	DIMENSIONS													CABLE STRIP LENGTH	INSTALLATION TOOLING				
			B	C	C TOL.	E 	K DIA.	L	N 	P	T	Z 	BELL	O.D.	DIELESS TOOLS		Y35, Y39, Y750, PAT750, Y46, PAT46				
															MECHANICAL HYTOOL™ (CRIMPS)		HYDRAULIC HYPRESS™	DIE INDEX	COLOR CODE	DIE NUMBER (# OF CRIMPS)	
YAV4C2TC14FXB	#4 STR. (91/24-105/24) #4 AWG	1/4	1.22 [31]	.55 [14]	±.03 [±1]	.62 [16]	.27 [7]	2.81 [71]	.31 [8]	1.46 [37]	.09 [2]	.33 [8]	.44 [11]	.38 [10]	1-5/16" [33]	MY29-3 (2) MY29-11 (2)	Y644M (1 CRIMP)	8	GRAY	U4CRT (2 CRIMPS)	
YAV4C2TC14E2FXB	#4 STR. (91/24-105/24) #4 AWG	1/4	1.22 [31]	.55 [14]	±.03 [±1]	.75 [19]	.27 [7]	2.93 [74]	.31 [8]	1.46 [37]	.09 [2]	.33 [8]	.44 [11]	.38 [10]	1-5/16" [33]	MY29-3 (2) MY29-11 (2)	Y644M (1 CRIMP)	8	GRAY	U4CRT (2 CRIMPS)	
YAV4C2TC14E1FXB	#4 STR. (91/24-105/24) #4 AWG	1/4	1.22 [31]	.55 [14]	±.03 [±1]	1.00 [25]	.27 [7]	3.18 [81]	.31 [8]	1.46 [37]	.09 [2]	.33 [8]	.44 [11]	.38 [10]	1-5/16" [33]	MY29-3 (2) MY29-11 (2)	Y644M (1 CRIMP)	8	GRAY	U4CRT (2 CRIMPS)	
YAV4C2TC516FXB	#4 STR. (91/24-105/24) #4 AWG	5/16	1.22 [31]	.55 [14]	±.03 [±1]	1.00 [25]	.33 [8]	3.24 [82]	.34 [9]	1.46 [37]	.09 [2]	.36 [9]	.44 [11]	.38 [10]	1-5/16" [33]	MY29-3 (2) MY29-11 (2)	Y644M (1 CRIMP)	8	GRAY	U4CRT (2 CRIMPS)	
YAV4C2TC38FXB	#4 STR. (91/24-105/24) #4 AWG	3/8	1.22 [31]	.58 [15]	±.04 [±1]	1.00 [25]	.41 [10]	3.37 [86]	.41 [10]	1.46 [37]	.09 [2]	.42 [11]	.44 [11]	.38 [10]	1-5/16" [33]	MY29-3 (2) MY29-11 (2)	Y644M (1 CRIMP)	8	GRAY	U4CRT (2 CRIMPS)	
YAV4C2NFXB	#4 STR. (91/24-105/24) #4 AWG	1/2	1.22 [31]	.83 [21]	±.04 [±1]	1.75 [44]	.56 [14]	4.56 [116]	.62 [16]	1.46 [37]	.12 [3]	.64 [16]	.44 [11]	.38 [10]	1-5/16" [33]	MY29-3 (2) MY29-11 (2)	Y644M (1 CRIMP)	8	GRAY	U4CRT (2 CRIMPS)	
---	---	---	---	---	---	---	---	---	---	---	---	---	---	---	---	---	---	---	---	---	
YAV3C2TC516FXB	#3 STR. (105/24-125/24) #3 AWG	5/16	1.48 [38]	.55 [14]	±.03 [1]	1.00 [25]	.33 [8]	3.51 [89]	.34 [9]	1.73 [44]	.09 [2]	.36 [9]	.49 [12]	.42 [11]	1-9/16 [40]	MY29-3 (2) MY29-11 (2)	Y644M (1 CRIMP)	9	WHITE	U3CRT (2 CRIMPS)	
YAV3C2TC38FXB	#3 STR. (105/24-125/24) #3 AWG	3/8	1.48 [38]	.58 [15]	±.04 [1]	1.00 [25]	.41 [10]	3.64 [92]	.41 [10]	1.73 [44]	.09 [2]	.42 [11]	.49 [12]	.42 [11]	1-9/16 [40]	MY29-3 (2) MY29-11 (2)	Y644M (1 CRIMP)	9	WHITE	U3CRT (2 CRIMPS)	
YAV3C2NFXB	#3 STR. (105/24-125/24) #3 AWG	1/2	1.48 [38]	.83 [21]	±.04 [1]	1.75 [44]	.56 [14]	4.83 [123]	.62 [16]	1.73 [44]	.12 [3]	.64 [16]	.49 [12]	.42 [11]	1-9/16 [40]	MY29-3 (2) MY29-11 (2)	Y644M (1 CRIMP)	9	WHITE	U3CRT (2 CRIMPS)	
---	---	---	---	---	---	---	---	---	---	---	---	---	---	---	---	---	---	---	---	---	
YAV2C2TC14FXB	#2 STR. (125/24-150/24) #2 AWG	1/4	1.35 [34]	.68 [17]	±.03 [1]	.62 [16]	.27 [7]	3.00 [76]	.31 [8]	1.65 [42]	.10 [3]	.33 [8]	.54 [14]	.46 [12]	1-7/16 [37]	MY29-3 (2) MY29-11 (2)	Y644M (1 CRIMP)	10	BROWN	U2CRT (2 CRIMPS)	
YAV2C2TC14E2FXB	#2 STR. (125/24-150/24) #2 AWG	1/4	1.35 [34]	.68 [17]	±.03 [1]	.75 [19]	.27 [7]	3.13 [79]	.31 [8]	1.65 [42]	.10 [3]	.33 [8]	.54 [14]	.46 [12]	1-7/16 [37]	MY29-3 (2) MY29-11 (2)	Y644M (1 CRIMP)	10	BROWN	U2CRT (2 CRIMPS)	
YAV2C2TC14E1FXB	#2 STR. (125/24-150/24) #2 AWG	1/4	1.35 [34]	.68 [17]	±.03 [1]	1.00 [25]	.27 [7]	3.38 [86]	.31 [8]	1.65 [42]	.10 [3]	.33 [8]	.54 [14]	.46 [12]	1-7/16 [37]	MY29-3 (2) MY29-11 (2)	Y644M (1 CRIMP)	10	BROWN	U2CRT (2 CRIMPS)	
YAV2C2TC516FXB	#2 STR. (125/24-150/24) #2 AWG	5/16	1.35 [34]	.68 [17]	±.03 [1]	1.00 [25]	.33 [8]	3.44 [87]	.34 [9]	1.65 [42]	.10 [3]	.36 [9]	.54 [14]	.46 [12]	1-7/16 [37]	MY29-3 (2) MY29-11 (2)	Y644M (1 CRIMP)	10	BROWN	U2CRT (2 CRIMPS)	
YAV2C2TC38FXB	#2 STR. (125/24-150/24) #2 AWG	3/8	1.35 [34]	.68 [17]	±.03 [1]	1.00 [25]	.41 [10]	3.57 [91]	.41 [10]	1.65 [42]	.10 [3]	.42 [11]	.54 [14]	.46 [12]	1-7/16 [37]	MY29-3 (2) MY29-11 (2)	Y644M (1 CRIMP)	10	BROWN	U2CRT (2 CRIMPS)	
YAV2C2NT38FXB	#2 STR. (125/24-150/24) #2 AWG	3/8	1.35 [34]	.55 [14]	±.03 [1]	1.00 [25]	.41 [10]	3.57 [91]	.41 [10]	1.65 [42]	.10 [3]	.42 [11]	.54 [14]	.46 [12]	1-7/16 [37]	MY29-3 (2) MY29-11 (2)	Y644M (1 CRIMP)	10	BROWN	U2CRT (2 CRIMPS)	
YAV2C2NFXB	#2 STR. (125/24-150/24) #2 AWG	1/2	1.35 [34]	.83 [21]	±.04 [1]	1.75 [44]	.56 [14]	4.76 [121]	.62 [16]	1.65 [42]	.12 [3]	.64 [16]	.54 [14]	.46 [12]	1-7/16 [37]	MY29-3 (2) MY29-11 (2)	Y644M (1 CRIMP)	10	BROWN	U2CRT (2 CRIMPS)	
---	---	---	---	---	---	---	---	---	---	---	---	---	---	---	---	---	---	---	---	---	
YAV1C2TC14FXB	#1 STR. (175/24-225/24) #1 AWG	1/4	1.50 [38]	.75 [19]	±.03 [1]	.62 [16]	.27 [7]	3.17 [81]	.31 [8]	1.82 [46]	.12 [3]	.33 [8]	.60 [15]	.51 [13]	1-9/16 [40]	MY29-3 (2) MY29-11 (2)	Y644M (1 CRIMP)	11	GREEN	U1CRT-1 (2 CRIMPS)	
YAV1C2TC14E2FXB	#1 STR. (175/24-225/24) #1 AWG	1/4	1.50 [38]	.75 [19]	±.03 [1]	.75 [19]	.27 [7]	3.30 [84]	.31 [8]	1.82 [46]	.12 [3]	.33 [8]	.60 [15]	.51 [13]	1-9/16 [40]	MY29-3 (2) MY29-11 (2)	Y644M (1 CRIMP)	11	GREEN	U1CRT-1 (2 CRIMPS)	
YAV1C2TC38FXB	#1 STR. (175/24-225/24) #1 AWG	3/8	1.50 [38]	.75 [19]	±.03 [1]	1.00 [25]	.41 [10]	3.74 [95]	.41 [10]	1.82 [46]	.12 [3]	.42 [11]	.60 [15]	.51 [13]	1-9/16 [40]	MY29-3 (2) MY29-11 (2)	Y644M (1 CRIMP)	11	GREEN	U1CRT-1 (2 CRIMPS)	
YAV1C2NFXB	#1 STR. (175/24-225/24) #1 AWG	1/2	1.50 [38]	.83 [21]	±.04 [1]	1.75 [44]	.56 [14]	4.92 [125]	.62 [16]	1.82 [46]	.11 [3]	.64 [16]	.60 [15]	.51 [13]	1-9/16 [40]	MY29-3 (2) MY29-11 (2)	Y644M (1 CRIMP)	11	GREEN	U1CRT-1 (2 CRIMPS)	

NOTES:

- MATERIAL: COPPER.
- FINISH: TIN PLATED.
-  CATALOG NUMBER "PUADP-1" ADAPTOR IS REQUIRED TO USE "U" TYPE DIES IN THE Y46 SERIES TOOLS.
- REFERENCE THE BURNDY® MASTER CATALOG "INSTALLATION TOOL INDEX" FOR ADDITIONAL TOOLING.
- BELLED BARREL ENDS PROVIDE EASY CABLE INSERTION AND STRAIN RELIEF.
- DIMENSIONS IN BRACKETS [] ARE IN MILLIMETERS ROUNDED OFF TO THE NEAREST MILLIMETER, UNLESS OTHERWISE NOTED, AND ARE FOR REFERENCE ONLY.
-  FOR UNDRILLED VERSIONS AND SUFFIX "U" TO END OF CATALOG NUMBER. FOR UNDRILLED VERSIONS, USE D MIN = N MAX + E MAX + Z MIN.
-  CONNECTORS ARE UL LISTED; UNDRILLED VERSIONS ARE NOT UL LISTED.
-  CONNECTORS ARE CSA CERTIFIED; UNDRILLED VERSIONS ARE NOT CSA CERTIFIED.

SEE SHEET ONE FOR VIEWS

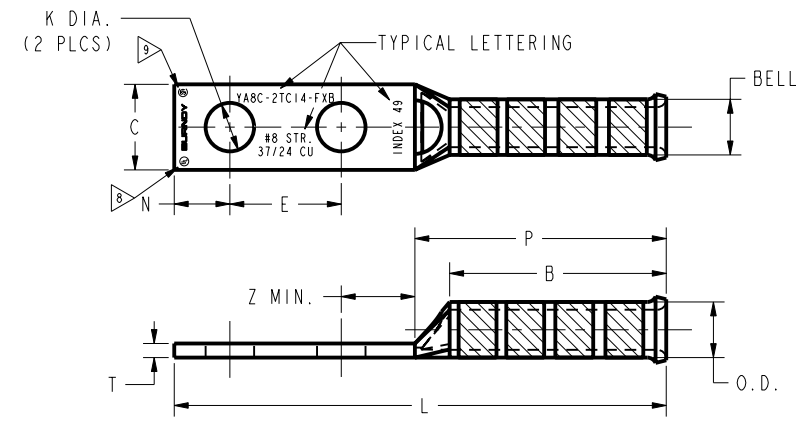
TO ORDER BURNDY® PRODUCTS CALL		TELECOM BELLED HYLUG™	
UNITED STATES 1-800-346-4175 (LONDONDERRY, NH)		ITEM NO: N/A	
CANADA: 1-800-361-6975 (QUEBEC) 1-800-387-6487 (ALL OTHER PROVINCES)		CAT. NO: YA-2-FXB- (TABLE)	
FOR PRODUCT INFO: http://www.burndy.com		DRAWN BY: J. GAUDET 11/04/92	
		CHECKER: K. HENRY 11/18/92	
		DSN APPVL: C. PALAGI 11/20/92	
		MFG APPVL: N/A	
		QA APPVL: A. LLOYD 11/27/92	
		MKT APPVL: L. HERRON 11/23/92	
		SCALE: NTS	
		DRAWING NO: SE208074	
		REV: G	

REV	DATE	DESCRIPTION	ECO	BY	C/H/K
G	04/09/2015 00:00:00 AM	FOCUS REQUEST # FPM150309	39505	SV	MB

REV: PE0200

CATALOG NUMBER	ACCOMMODATES FLEXIBLE CABLE CODE AWG	STUD SIZE	DIMENSIONS													CABLE STRIP LENGTH	INSTALLATION TOOLING				
			B	C	C TOL.	E	K DIA.	L	N	P	T	Z MIN.	BELL	O.D.	DIELESS TOOLS		Y35, Y39, Y750, Y46				
															MECHANICAL HYTOOL™ (CRIMPS)		HYDRAULIC HYPRESS™	DIE INDEX	COLOR CODE	DIE NUMBER (# OF CRIMPS)	
YAV252TC14FXB	1/0 STR. (275/24) 1/0 AWG	1/4	1.50 [38]	.83 [21]	±.03 [1]	.62 [16]	.27 [7]	3.21 [82]	.31 [8]	1.86 [47]	.12 [3]	.33 [8]	.66 [17]	.56 [14]	1-9/16 [40]	MY29-3 (2) MY29-11 (2)	Y644M (1 CRIMP)	12	PINK	U25RT (2 CRIMPS)	
YAV252TC14E2FXB	1/0 STR. (275/24) 1/0 AWG	1/4	1.50 [38]	.83 [21]	±.03 [1]	.75 [19]	.27 [7]	3.34 [85]	.31 [8]	1.86 [47]	.12 [3]	.33 [8]	.66 [17]	.56 [14]	1-9/16 [40]	MY29-3 (2) MY29-11 (2)	Y644M (1 CRIMP)	12	PINK	U25RT (2 CRIMPS)	
YAV252TC38FXB	1/0 STR. (275/24) 1/0 AWG	3/8	1.50 [38]	.83 [21]	±.03 [1]	1.00 [25]	.40 [10]	3.78 [96]	.41 [10]	1.86 [47]	.12 [3]	.42 [11]	.66 [17]	.56 [14]	1-9/16 [40]	MY29-3 (2) MY29-11 (2)	Y644M (1 CRIMP)	12	PINK	U25RT (2 CRIMPS)	
YAV252NTC38FXB	1/0 STR. (275/24) 1/0 AWG	3/8	1.50 [38]	.83 [21]	±.03 [1]	1.75 [44]	.40 [10]	4.53 [115]	.41 [10]	1.86 [47]	.12 [3]	.42 [11]	.66 [17]	.56 [14]	1-9/16 [40]	MY29-3 (2) MY29-11 (2)	Y644M (1 CRIMP)	12	PINK	U25RT (2 CRIMPS)	
YAV252NFXB	1/0 STR. (275/24) 1/0 AWG	1/2	1.50 [38]	.83 [21]	±.03 [1]	1.75 [44]	.56 [14]	4.96 [126]	.62 [16]	1.86 [47]	.12 [3]	.64 [16]	.66 [17]	.56 [14]	1-9/16 [40]	MY29-3 (2) MY29-11 (2)	Y644M (1 CRIMP)	12	PINK	U25RT (2 CRIMPS)	
---	---	---	---	---	---	---	---	---	---	---	---	---	---	---	---	---	---	---	---	---	
YAV262TC14FXB	2/0 STR. (325/24) 2/0 AWG	1/4	1.63 [41]	.93 [24]	±.03 [1]	.62 [16]	.27 [7]	3.40 [86]	.31 [8]	2.05 [52]	.13 [3]	.33 [8]	.74 [19]	.63 [16]	1-13/16 [46]	MY29-3 (2) MY29-11 (2)	Y644M (1 CRIMP)	13	BLACK	U26RT (2 CRIMPS)	
YAV262TC14E2FXB	2/0 STR. (325/24) 2/0 AWG	1/4	1.63 [41]	.93 [24]	±.03 [1]	.75 [19]	.27 [7]	3.52 [89]	.31 [8]	2.05 [52]	.13 [3]	.33 [8]	.74 [19]	.63 [16]	1-13/16 [46]	MY29-3 (2) MY29-11 (2)	Y644M (1 CRIMP)	13	BLACK	U26RT (2 CRIMPS)	
YAV262TC38FXB	2/0 STR. (325/24) 2/0 AWG	3/8	1.63 [41]	.93 [24]	±.03 [1]	1.00 [25]	.40 [10]	3.96 [101]	.41 [10]	2.05 [52]	.13 [3]	.42 [11]	.74 [19]	.63 [16]	1-13/16 [46]	MY29-3 (2) MY29-11 (2)	Y644M (1 CRIMP)	13	BLACK	U26RT (2 CRIMPS)	
YAV262NTC38FXB	2/0 STR. (325/24) 2/0 AWG	3/8	1.63 [41]	.93 [24]	±.03 [1]	1.75 [44]	.40 [10]	4.71 [120]	.41 [10]	2.05 [52]	.13 [3]	.42 [11]	.74 [19]	.63 [16]	1-13/16 [46]	MY29-3 (2) MY29-11 (2)	Y644M (1 CRIMP)	13	BLACK	U26RT (2 CRIMPS)	
YAV262TC38E11FXB	2/0 STR. (325/24) 2/0 AWG	3/8	1.63 [41]	.93 [24]	±.03 [1]	2.00 [51]	.41 [10]	4.96 [126]	.41 [10]	2.05 [52]	.13 [3]	.42 [11]	.74 [19]	.63 [16]	1-13/16 [46]	MY29-3 (2) MY29-11 (2)	Y644M (1 CRIMP)	13	BLACK	U26RT (2 CRIMPS)	
YAV262NFXB	2/0 STR. (325/24) 2/0 AWG	1/2	1.63 [41]	.93 [24]	±.03 [1]	1.75 [44]	.56 [14]	5.15 [131]	.62 [16]	2.05 [52]	.13 [3]	.64 [16]	.74 [19]	.63 [16]	1-13/16 [46]	MY29-3 (2) MY29-11 (2)	Y644M (1 CRIMP)	13	BLACK	U26RT (2 CRIMPS)	
YAV272TC14E2FXB	3/0 STR. (450/24) 3/0 AWG	1/4	1.64 [42]	1.03 [26]	±.04 [1]	.75 [19]	.27 [7]	3.58 [91]	.31 [8]	2.10 [53]	.14 [4]	.33 [8]	.82 [21]	.70 [18]	1-13/16 [46]	MY29-3 (2) MY29-11 (2)	Y644M (1 CRIMP)	14	ORANGE	U27RT (2 CRIMPS)	
YAV272TC38FXB	3/0 STR. (450/24) 3/0 AWG	3/8	1.64 [42]	1.03 [26]	±.04 [1]	1.00 [25]	.40 [10]	4.01 [102]	.41 [10]	2.10 [53]	.14 [4]	.42 [11]	.82 [21]	.70 [18]	1-13/16 [46]	MY29-3 (2) MY29-11 (2)	Y644M (1 CRIMP)	14	ORANGE	U27RT (2 CRIMPS)	
YAV272NFXB	3/0 STR. (450/24) 3/0 AWG	1/2	1.64 [42]	1.03 [26]	±.04 [1]	1.75 [44]	.56 [14]	5.20 [132]	.62 [16]	2.10 [53]	.14 [4]	.64 [16]	.82 [21]	.70 [18]	1-13/16 [46]	MY29-3 (2) MY29-11 (2)	Y644M (1 CRIMP)	14	ORANGE	U27RT (2 CRIMPS)	
---	---	---	---	---	---	---	---	---	---	---	---	---	---	---	---	---	---	---	---	---	
YAV282TC14E2FXB	4/0 STR. (550/24) 4/0 AWG	1/4	1.77 [45]	1.14 [29]	±.04 [1]	.75 [19]	.27 [7]	3.76 [96]	.31 [8]	2.28 [58]	.14 [4]	.33 [8]	.90 [23]	.77 [20]	1-7/8 [48]	MY29-3 (2) MY29-11 (2)	Y644M (1 CRIMP)	15	PURPLE	U28RT (2 CRIMPS)	
YAV282NT516FXB	4/0 STR. (550/24) 4/0 AWG	5/16	1.77 [45]	1.14 [29]	±.04 [1]	1.75 [44]	.33 [8]	4.82 [122]	.34 [9]	2.28 [58]	.14 [4]	.36 [9]	.90 [23]	.77 [20]	1-7/8 [48]	MY29-3 (2) MY29-11 (2)	Y644M (1 CRIMP)	15	PURPLE	U28RT (2 CRIMPS)	
YAV282NT38FXB	4/0 STR. (550/24) 4/0 AWG	3/8	1.77 [45]	.75 [19]	±.04 [1]	1.00 [25]	.40 [10]	4.20 [107]	.41 [10]	2.28 [58]	.14 [4]	.42 [11]	.90 [23]	.77 [20]	1-7/8 [48]	MY29-3 (2) MY29-11 (2)	Y644M (1 CRIMP)	15	PURPLE	U28RT (2 CRIMPS)	
YAV282TC38FXB	4/0 STR. (550/24) 4/0 AWG	3/8	1.77 [45]	1.14 [29]	±.04 [1]	1.00 [25]	.40 [10]	4.20 [107]	.41 [10]	2.28 [58]	.14 [4]	.42 [11]	.90 [23]	.77 [20]	1-7/8 [48]	MY29-3 (2) MY29-11 (2)	Y644M (1 CRIMP)	15	PURPLE	U28RT (2 CRIMPS)	
YAV282TC12FXB	4/0 STR. (550/24) 4/0 AWG	1/2	1.77 [45]	1.14 [29]	±.04 [1]	1.25 [32]	.56 [14]	4.70 [119]	.53 [13]	2.28 [58]	.14 [4]	.42 [11]	.90 [23]	.77 [20]	1-7/8 [48]	MY29-3 (2) MY29-11 (2)	Y644M (1 CRIMP)	15	PURPLE	U28RT (2 CRIMPS)	
YAV282NTC38FXB	4/0 STR. (550/24) 4/0 AWG	3/8	1.77 [45]	1.14 [29]	±.04 [1]	1.75 [44]	.40 [10]	4.20 [107]	.41 [10]	2.28 [58]	.14 [4]	.42 [11]	.90 [23]	.77 [20]	1-7/8 [48]	MY29-3 (2) MY29-11 (2)	Y644M (1 CRIMP)	15	PURPLE	U28RT (2 CRIMPS)	
YAV282NFXB	4/0 STR. (550/24) 4/0 AWG	1/2	1.77 [45]	1.14 [29]	±.04 [1]	1.75 [44]	.56 [13]	5.39 [137]	.62 [16]	2.28 [58]	.14 [4]	.64 [16]	.90 [23]	.77 [20]	1-7/8 [48]	MY29-3 (2) MY29-11 (2)	Y644M (1 CRIMP)	15	PURPLE	U28RT (2 CRIMPS)	
YAV292TC14E2FXB	4/0 FLEX CLASS I, K, M	1/4	2.16 [55]	1.18 [30]	±.04 [1]	.75 [19]	.27 [7]	4.19 [106]	.31 [8]	2.70 [69]	.16 [4]	.33 [8]	.94 [24]	.80 [20]	2-1/4 [57]	MY29-3 (2) MY29-11 (2)	Y644M (1 CRIMP)	16	YELLOW	U29RT (2 CRIMPS)	
YAV292NT38FXB	4/0 FLEX CLASS I, K, M	3/8	2.16 [55]	.75 [19]	±.04 [1]	1.00 [25]	.40 [10]	4.62 [117]	.41 [10]	2.70 [69]	.16 [4]	.42 [11]	.94 [24]	.80 [20]	2-1/4 [57]	MY29-3 (2) MY29-11 (2)	Y644M (1 CRIMP)	16	YELLOW	U29RT (2 CRIMPS)	
YAV292TC38FXB	4/0 FLEX CLASS I, K, M	3/8	2.16 [55]	1.18 [30]	±.04 [1]	1.00 [25]	.40 [10]	4.62 [117]	.41 [10]	2.70 [69]	.16 [4]	.42 [11]	.94 [24]	.80 [20]	2-1/4 [57]	MY29-3 (2) MY29-11 (2)	Y644M (1 CRIMP)	16	YELLOW	U29RT (2 CRIMPS)	
YAV292NTC38FXB	4/0 FLEX CLASS I, K, M	3/8	2.16 [55]	1.18 [30]	±.04 [1]	1.75 [44]	.40 [10]	5.37 [136]	.41 [10]	2.70 [69]	.16 [4]	.42 [11]	.94 [24]	.80 [20]	2-1/4 [57]	MY29-3 (2) MY29-11 (2)	Y644M (1 CRIMP)	16	YELLOW	U29RT (2 CRIMPS)	
YAV292NFXB	4/0 FLEX CLASS I, K, M	1/2	2.16 [55]	1.18 [30]	±.04 [1]	1.75 [44]	.56 [14]	5.81 [148]	.62 [16]	2.70 [69]	.16 [4]	.64 [16]	.94 [24]	.80 [20]	2-1/4 [57]	MY29-3 (2) MY29-11 (2)	Y644M (1 CRIMP)	16	YELLOW	U29RT (2 CRIMPS)	

- NOTES:
- MATERIAL: COPPER.
 - FINISH: ELECTRO-TIN PLATED.
 - CATALOG NUMBER "PUADP-1" ADAPTOR IS REQUIRED TO USE "U" TYPE DIES IN THE Y46 SERIES TOOLS.
 - REFERENCE THE BURNDY® PRODUCTS MASTER CATALOG "INSTALLATION TOOL INDEX" FOR ADDITIONAL TOOLING.
 - BELLED BARREL ENDS PROVIDE EASY CABLE INSERTION AND STRAIN RELIEF.
 - DIMENSIONS IN BRACKETS [] ARE IN MILLIMETERS ROUNDED OFF TO THE NEAREST MILLIMETER, UNLESS OTHERWISE NOTED, AND ARE FOR REFERENCE ONLY.
 - FOR UNDRILLED VERSIONS AND SUFFIX "U" TO END OF CATALOG NUMBER. FOR UNDRILLED VERSIONS, USE D MIN = N MAX + E MAX + Z MIN.
 - CONNECTORS ARE UL LISTED; UNDRILLED VERSIONS ARE NOT UL LISTED.
 - CONNECTORS ARE CSA CERTIFIED; UNDRILLED VERSIONS ARE NOT CSA CERTIFIED.
 - FOR "OIL TIGHT" SEAL ADD SUFFIX "DT" TO END OF CATALOG NUMBER.



TO ORDER BURNDY® PRODUCTS CALL
 UNITED STATES
 1-800-346-4175 (LONDONDERRY, NH)
 CANADA:
 1-800-361-6975 (QUEBEC)
 1-800-387-6487 (ALL OTHER PROVINCES)
 FOR PRODUCT INFO: <http://www.burndy.com>

HYLUG™ BELLED, TELECOM	
ITEM NO:	N/A
CAT. NO:	YA-2-FXB- (TABLE)
DRAWN BY:	J GAUDET 11/16/92
CHECKER:	K HENDRY 11/18/92
DSN APPVL:	C PALAGI 11/20/92
MFG APPVL:	-- --
QA APPVL:	A LLOYD 11/21/92
MKT APPVL:	L HERRON 11/23/92
PROJ #:	--
DOCUMENT TYPE:	Sales
REL LEVEL:	Released
DRAWING NO	SE208074
SCALE:	NTS
REV	G
SHEET	3 OF 6

REV	DATE	DESCRIPTION	ECO	BY	C'H'K'
G	04/09/2015 00:00:00 AM	FOCUS REQUEST # FPN1503039	39505	SV	MB

REV: PEO200

REV	DATE	DESCRIPTION	ECO	BY	C'H'K.
G	04/09/2015 00:00:00 AM	FOCUS REQUEST # FPM1503039	39505	SV	MB

CATALOG NUMBER	ACCOMMODATES FLEXIBLE CABLE CODE AWG	STUD SIZE	DIMENSIONS													CABLE STRIP LENGTH	INSTALLATION TOOLING				
			B	C	C TOL.	E	K DIA.	L	N	P	T	Z MIN.	BELL	O.D.	DIELESS TOOLS		Y35, Y39, Y750, Y46				
															MECHANICAL HYTOOLT TM		HYDRAULIC HYPRES TM	DIE INDEX	COLOR CODE	DIE NUMBER (# OF CRIMPS)	
"CONNECTORS BELOW ARE FOR FLEXIBLE CONDUCTOR ONLY"																					
YA302TC38FXB	250 Kcmil FLEX CLASS G 259 STR. CLASS M 427 STR.	3/8	2.16 [55]	1.20 [30]	±.04 [1]	1.00 [25]	.40 [10]	4.61 [117]	.41 [10]	2.70 [69]	.16 [4]	.42 [11]	.95 [24]	.81 [21]	2-1/4 [57]	---	---	Y644M (1 CRIMP)	16	YELLOW	U29RT (2 CRIMPS)
YA302NFXB	250 Kcmil FLEX CLASS G 259 STR. CLASS M 427 STR.	1/2	2.16 [55]	1.20 [30]	±.04 [1]	1.75 [44]	.56 [14]	5.80 [147]	.62 [16]	2.70 [69]	.16 [4]	.64 [16]	.95 [24]	.81 [21]	2-1/4 [57]	---	---	Y644M (1 CRIMP)	16	YELLOW	U29RT (2 CRIMPS)
---	---	---	---	---	---	---	---	---	---	---	---	---	---	---	---	---	---	---	---	---	---
YA312TC38FXB	263 Kcmil (650/24) 250 FLEX CLASS I, K, M	3/8	2.18 [55]	1.29 [33]	±.04 [1]	1.00 [25]	.40 [10]	4.66 [118]	.41 [10]	2.75 [70]	.18 [5]	.42 [11]	1.03 [26]	.88 [22]	2-1/4 [57]	---	---	Y644M (1 CRIMP)	17	WHITE	U30RT (4 CRIMPS)
YA312NTC38FXB	263 Kcmil (650/24) 250 FLEX CLASS I, K, M	3/8	2.18 [55]	1.29 [33]	±.04 [1]	1.75 [44]	.40 [10]	5.41 [137]	.41 [10]	2.75 [70]	.18 [5]	.42 [11]	1.03 [26]	.88 [22]	2-1/4 [57]	---	---	Y644M (1 CRIMP)	17	WHITE	U30RT (4 CRIMPS)
YA312NFXB	263 Kcmil (650/24) 250 FLEX CLASS I, K, M	1/2	2.18 [55]	1.29 [33]	±.04 [1]	1.75 [44]	.56 [14]	5.85 [149]	.62 [16]	2.75 [70]	.18 [5]	.64 [16]	1.03 [26]	.88 [22]	2-1/4 [57]	---	---	Y644M (1 CRIMP)	17	WHITE	U30RT (4 CRIMPS)
---	---	---	---	---	---	---	---	---	---	---	---	---	---	---	---	---	---	---	---	---	---
YA322TC38FXB	313.1 Kcmil (775/24)	3/8	2.32 [60]	1.40 [36]	±.04 [1]	1.00 [25]	.40 [10]	4.85 [123]	.41 [10]	2.94 [75]	.19 [5]	.42 [11]	1.12 [28]	.95 [24]	2-1/4 [57]	---	---	Y644M (1 CRIMP)	18	RED	U31RT (4 CRIMPS)
YA322NTC38FXB	313.1 Kcmil (775/24)	3/8	2.32 [60]	1.40 [36]	±.04 [1]	1.75 [44]	.40 [10]	5.60 [142]	.41 [10]	2.94 [75]	.19 [5]	.42 [11]	1.12 [28]	.95 [24]	2-1/4 [57]	---	---	Y644M (1 CRIMP)	18	RED	U31RT (4 CRIMPS)
YA322NFXB	313.1 Kcmil (775/24)	1/2	2.32 [60]	1.40 [36]	±.04 [1]	1.75 [44]	.56 [14]	6.04 [153]	.62 [16]	2.94 [75]	.19 [5]	.64 [16]	1.12 [28]	.95 [24]	2-1/4 [57]	---	---	Y644M (1 CRIMP)	18	RED	U31RT (4 CRIMPS)
---	---	---	---	---	---	---	---	---	---	---	---	---	---	---	---	---	---	---	---	---	---
YA342TC14E2FXB	373.7 Kcmil (925/24)	1/4	2.48 [63]	1.55 [39]	±.04 [1]	.75 [19]	.27 [7]	4.66 [118]	.31 [8]	3.17 [81]	.23 [6]	.33 [8]	1.24 [31]	1.06 [27]	2-9/16 [65]	---	---	Y644M (1 CRIMP)	19	BLUE	U32RT (4 CRIMPS)
YA342TC38FXB	373.7 Kcmil (925/24)	3/8	2.48 [63]	1.55 [39]	±.04 [1]	1.00 [25]	.40 [10]	5.10 [130]	.41 [10]	3.17 [81]	.23 [6]	.42 [11]	1.24 [31]	1.06 [27]	2-9/16 [65]	---	---	Y644M (1 CRIMP)	19	BLUE	U32RT (4 CRIMPS)
YA342NFXB	373.7 Kcmil (925/24)	1/2	2.48 [63]	1.55 [39]	±.04 [1]	1.75 [44]	.56 [14]	6.29 [160]	.62 [16]	3.17 [81]	.23 [6]	.64 [16]	1.24 [31]	1.06 [27]	2-9/16 [65]	---	---	Y644M (1 CRIMP)	19	BLUE	U32RT (4 CRIMPS)
---	---	---	---	---	---	---	---	---	---	---	---	---	---	---	---	---	---	---	---	---	---
YA362TC38FXB	444.4 Kcmil (1100/24)	3/8	2.95 [75]	1.73 [44]	±.06 [2]	1.00 [25]	.40 [10]	5.84 [148]	.50 [13]	3.72 [94]	.26 [7]	.52 [13]	1.40 [36]	1.18 [30]	3-1/16 [78]	---	---	Y644M (1 CRIMP)	20	BROWN	U34RT (4 CRIMPS)
YA362NFXB	444.4 Kcmil (1100/24)	1/2	2.95 [75]	1.73 [44]	±.06 [2]	1.75 [44]	.56 [14]	6.84 [174]	.62 [16]	3.72 [94]	.26 [7]	.64 [16]	1.40 [36]	1.18 [30]	3-1/16 [78]	---	---	Y644M (1 CRIMP)	20	BROWN	U34RT (4 CRIMPS)

NOTES:

- MATERIAL: COPPER.
- FINISH: TIN PLATED.
- CATALOG NUMBER "PUADP-1" ADAPTOR IS REQUIRED TO USE "U" TYPE DIES IN THE Y46 SERIES TOOLS.
- REFERENCE THE BURNDY® PRODUCTS MASTER CATALOG "INSTALLATION TOOL INDEX" FOR ADDITIONAL TOOLING.
- BELLED BARREL ENDS PROVIDE EASY CABLE INSERTION AND STRAIN RELIEF.
- DIMENSIONS IN BRACKETS [] ARE IN MILLIMETERS ROUNDED OFF TO THE NEAREST MILLIMETER, UNLESS OTHERWISE NOTED, AND ARE FOR REFERENCE ONLY.
- FOR UNDRILLED VERSIONS AND SUFFIX "U" TO END OF CATALOG NUMBER. FOR UNDRILLED VERSIONS, USE D MIN = N MAX + E MAX + Z MIN.
- CONNECTORS ARE UL LISTED; UNDRILLED VERSIONS ARE NOT UL LISTED.
- CONNECTORS ARE CSA CERTIFIED; UNDRILLED VERSIONS ARE NOT CSA CERTIFIED.

SEE SHEET 1 FOR VIEWS AND TOLERANCES

TO ORDER BURNDY® PRODUCTS CALL UNITED STATES 1-800-346-4175 (LONDONDERRY, NH) CANADA: 1-800-361-6975 (QUEBEC) 1-800-387-6487 (ALL OTHER PROVINCES) FOR PRODUCT INFO: http://www.burndy.com		TELECOM BELLED HYLUG TM ITEM NO: N/A CAT. NO: YA-2-FXB- (TABLE) DRAWN BY: M.PITTENDREIGH 8/02/93 CHECKER: R.ROBICHEAU 8/10/93 DSN APPVL: C.PALAGI 8/11/93 MFG APPVL: N/A QA APPVL: A.LLOYD 8/31/93 MKT APPVL: M.BLAKE 8/26/93 PROD FAM: --- PROJECT #: --- DOCUMENT TYPE: Sales REL LEVEL: Released	
SCALE: NTS DRAWING NO: SE208074 SHEET 4 OF 6		REV: G	

REV: PE0200

CATALOG NUMBER	ACCOMMODATES FLEXIBLE CABLE CODE AWG	STUD SIZE	DIMENSIONS													CABLE STRIP LENGTH	INSTALLATION TOOLING				
			B	C	C TOL.	E	K DIA.	L	N	P	T	Z MIN.	BELL	O.D.	DIELESS TOOLS		Y35, Y39, Y750, Y46				
															MECHANICAL HYTOOL™ (CRIMPS)		HYDRAULIC HYPRESS™	DIE INDEX	COLOR CODE	DIE NUMBER (# OF CRIMPS)	
"CONNECTORS BELOW ARE FOR FLEXIBLE CONDUCTOR ONLY"																					
YA382TC38FXB	535.3 Kcmil (1325/24)	3/8	3.08 [78]	1.84 [47]	±.06 [2]	1.00 [25]	.40 [10]	6.01 [153]	.50 [13]	3.89 [99]	.26 [7]	.53 [13]	1.47 [37]	1.25 [32]	3-3/16 [81]	---	Y644M (1 CRIMP)	L99	PINK	U38XRT (4 CRIMPS)	
YA382NFXB	535.3 Kcmil (1325/24)	1/2	3.08 [78]	1.84 [47]	±.06 [2]	1.75 [4]	.56 [14]	7.01 [178]	.62 [16]	3.89 [99]	.26 [7]	.64 [16]	1.47 [37]	1.25 [32]	3-3/16 [81]	---	Y644M (1 CRIMP)	L99	PINK	U38XRT (4 CRIMPS)	
YA382FXBG2	535.3 Kcmil (1325/24)	3/8	3.08 [78]	1.84 [47]	±.06 [2]	2.00 [51]	.40 [10]	6.82 [173]	.41 [10]	3.90 [99]	.27 [7]	.42 [11]	1.47 [37]	1.25 [32]	3-3/16 [81]	---	Y644M (1 CRIMP)	L99	PINK	U38XRT (4 CRIMPS)	
YA382FXBG3	535.3 Kcmil (1325/24)	1/2	3.08 [78]	1.84 [47]	±.06 [2]	1.19 [30]	.52 [13]	6.26 [159]	.53 [13]	3.90 [99]	.27 [7]	.55 [14]	1.47 [37]	1.25 [32]	3-3/16 [81]	---	Y644M (1 CRIMP)	L99	PINK	U38XRT (4 CRIMPS)	
----	----	----	---	---	---	---	---	---	---	---	---	---	---	---	---	---	---	---	---	---	
YA402NFXB	646 Kcmil (1600/24)	1/2	3.24 [82]	1.98 [50]	±.06 [2]	1.75 [44]	.56 [14]	7.22 [183]	.62 [16]	4.10 [104]	.30 [8]	.64 [16]	1.58 [40]	1.35 [34]	3-5/16 [84]	---	Y644M (1 CRIMP)	24	BLACK	U39RT (4 CRIMPS)	
----	----	----	---	---	---	---	---	---	---	---	---	---	---	---	---	---	---	---	---	---	
YA442TC38FXB	777.7 Kcmil (1925/24)	3/8	3.33 [85]	2.19 [56]	±.06 [2]	1.00 [25]	.40 [10]	6.44 [163]	.50 [13]	4.29 [109]	.33 [8]	.42 [11]	1.76 [45]	1.50 [38]	3-7/16 [87]	---	Y644M (1 CRIMP)	L115	YELLOW	U44XRT (4 CRIMPS)	
YA442NFXB	777.7 Kcmil (1925/24)	1/2	3.33 [85]	2.19 [56]	±.06 [2]	1.75 [44]	.56 [14]	7.44 [189]	.62 [16]	4.29 [109]	.33 [8]	.64 [16]	1.76 [45]	1.50 [38]	3-7/16 [87]	---	Y644M (1 CRIMP)	L115	YELLOW	U44XRT (4 CRIMPS)	
----	----	----	---	---	---	---	---	---	---	---	---	---	---	---	---	---	---	---	---	---	
YA462NFXB	1111 Kcmil (2750/24)	1/2	3.58 [91]	2.69 [68]	±.06 [2]	1.75 [44]	.56 [14]	7.91 [201]	.62 [16]	4.76 [121]	.39 [10]	.64 [16]	2.16 [55]	1.84 [47]	3-11/16 [94]	---	---	29	---	P45RT (4 CRIMPS)	
YA462NFXBUNPL	1111 Kcmil (2750/24)	1/2	3.58 [91]	2.69 [68]	±.06 [2]	1.75 [44]	.56 [14]	7.91 [201]	.62 [16]	4.76 [121]	.39 [10]	.64 [16]	2.16 [55]	1.84 [47]	3-11/16 [94]	---	---	29	---	P45RT (4 CRIMPS)	
YA462NFXBDTS ¹⁰	1111 Kcmil (2750/24)	1/2	3.58 [91]	2.69 [68]	±.06 [2]	1.75 [44]	.56 [14]	7.91 [201]	.62 [16]	4.76 [121]	.39 [10]	.64 [16]	2.16 [55]	1.84 [47]	3-11/16 [94]	---	---	29	---	P45RT (4 CRIMPS)	
YA482NFXB	1550 Kcmil, CLASS K	1/2	3.90 [99]	3.10 [79]	±.06 [2]	1.75 [44]	.56 [14]	8.42 [214]	.62 [16]	5.23 [133]	.46 [12]	.64 [16]	2.50 [64]	2.13 [54]	4-1/16 [103]	---	---	33	GRAY	L47RT Y60BH HYPRESS™ (2 CRIMPS)	

NOTES:

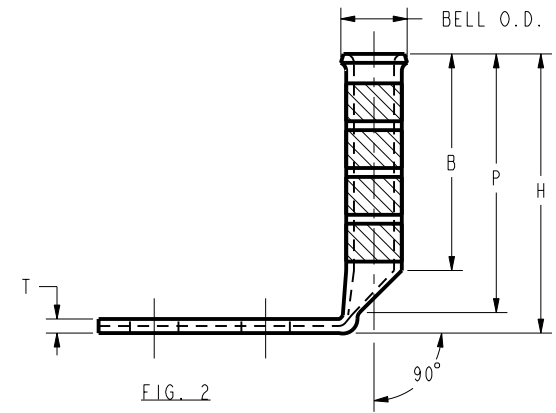
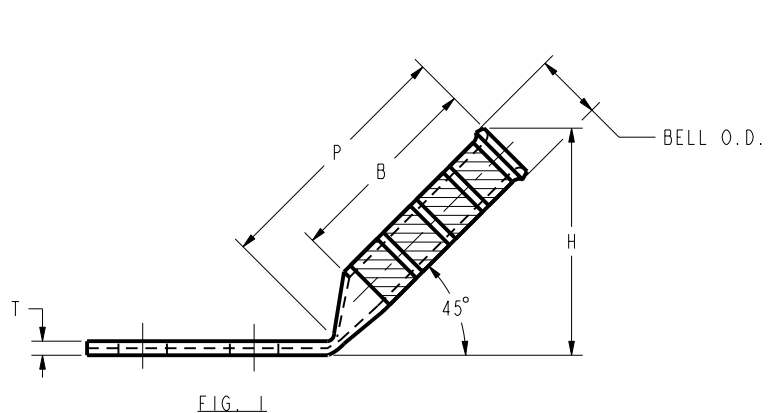
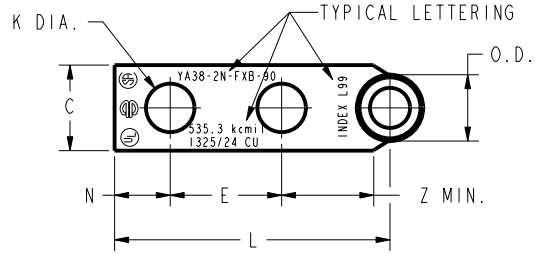
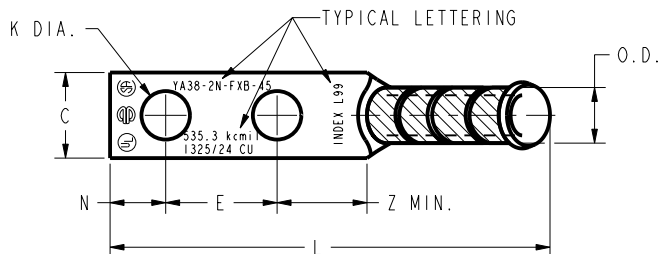
- MATERIAL: COPPER
- FINISH: TIN PLATED. FOR UNPLATED PARTS USE SUFFIX "UNPL" (EXAMPLE: YA26LTC12FXUNPL). FOR UNPLATED PARTS WITH INK MARKED BARREL USE SUFFIX "BR" (EXAMPLE: YAV6CLTC38FXBR).
- CATALOG NUMBER "PUADP-1" ADAPTOR IS REQUIRED TO USE "U" TYPE DIES IN THE Y46 SERIES TOOLS.
- REFERENCE THE BURNDY® PRODUCTS MASTER CATALOG "INSTALLATION TOOL INDEX" FOR ADDITIONAL TOOLING.
- BELLED BARREL ENDS PROVIDE EASY CABLE INSERTION AND STRAIN RELIEF.
- DIMENSIONS IN BRACKETS [] ARE IN MILLIMETERS ROUNDED OFF TO THE NEAREST MILLIMETER, UNLESS OTHERWISE NOTED, AND ARE FOR REFERENCE ONLY.
- FOR UNDRILLED VERSIONS AND SUFFIX "U" TO END OF CATALOG NUMBER. FOR UNDRILLED VERSIONS, USE D MIN = N MAX + E MAX + Z MIN.
- CONNECTORS ARE UL LISTED; UNDRILLED VERSIONS ARE NOT UL LISTED.
- CONNECTORS ARE CSA CERTIFIED; UNDRILLED VERSIONS ARE NOT CSA CERTIFIED.
- DTS SUFFIX STANDS FOR OIL SEAL TIGHT BRAZING.

TO ORDER BURNDY® PRODUCTS CALL UNITED STATES 1-800-346-4175 (LONDONDERRY, NH) CANADA: 1-800-361-6975 (QUEBEC) 1-800-387-6487 (ALL OTHER PROVINCES) FOR PRODUCT INFO: http://www.burndy.com		TELECOM BELLED HYLUG™	
		ITEM NO: N/A	CAT. NO: YA-2-FXB- (TABLE)
DRAWN BY: J. AYER	04/08/96	CHECKER: J. MICHAUD	04/09/96
DSN APPVL: C. PALAGI	01/24/96	MFG APPVL: --	--
QA APPVL: C.KOWALCZYK	11/07/2014	MKT APPVL: K.BOUTIN	11/05/2014
PROD FAM: -	DRAWING NO	SCALE: NTS	REV
PROJECT #: -	SIZE	SE208074	G
DOCUMENT TYPE: Sales	D	SHEET 5 OF 6	
REL LEVEL: Released			

REV	DATE	DESCRIPTION	ECO	BY	C'H'K'
G	04/09/2015 00:00:00 AM	FOCUS REQUEST # FPN1503039	39505	SV	MB

REV: PEO200

CATALOG NUMBER	ACCOMMODATES FLEXIBLE CABLE CODE AWG	STUD SIZE	FIG.	DIMENSIONS													CABLE STRIP LENGTH	INSTALLATION TOOLING				
				B	C	C TOL.	E	H	K DIA.	L	N	P	T	Z MIN.	BELL	O.D.		DIELESS TOOLS		Y35, Y39, Y750, Y46, PAT750		
																		MECHANICAL HYTOOL™ (CRIMPS)	HYDRAULIC HYPRESS™ (CRIMPS)	DIE INDEX	COLOR CODE	DIE NUMBER (# OF CRIMPS)
YAV6C2TC14FXB45	#6 (61/24)	1/4	1	1.22 [31]	.48 [12]	±.04 [1]	.62 [16]	1.28 [33]	.27 [7]	2.53 [64]	.31 [8]	1.41 [36]	.08 [2]	.33 [8]	.37 [9]	.31 [8]	1-5/16 [33]	MY29-3 (2) MY29-11 (2)	Y644M (1 CRIMP)	7	BLUE	U5CRT (2 CRIMPS)
YAV6C2TC14FXB90	#6 (61/24)	1/4	2	1.22 [31]	.48 [12]	±.04 [1]	.62 [16]	1.61 [41]	.27 [7]	1.52 [39]	.31 [8]	1.41 [36]	.08 [2]	.33 [8]	.37 [9]	.31 [8]	1-5/16 [33]	MY29-3 (2) MY29-11 (2)	Y644M (1 CRIMP)	7	BLUE	U5CRT (2 CRIMPS)
YAV282TC38FXB45	4/0 STR. (550/24) 4/0 AWG	3/8	1	1.77 [45]	1.14 [29]	±.04 [1]	1.00 [25]	2.27 [58]	.40 [10]	3.92 [100]	.41 [10]	2.28 [58]	.14 [4]	.42 [11]	.90 [23]	.77 [20]	1-7/8 [48]	MY29-3 (2) MY29-11 (2)	Y644M (1 CRIMP)	15	PURPLE	U28RT (2 CRIMPS)
YAV282TC38FXB90	4/0 STR. (550/24) 4/0 AWG	3/8	2	1.77 [45]	1.14 [29]	±.04 [1]	1.00 [25]	2.64 [67]	.40 [10]	2.39 [61]	.41 [10]	2.28 [58]	.14 [4]	.42 [11]	.90 [23]	.77 [20]	1-7/8 [48]	MY29-3 (2) MY29-11 (2)	Y644M (1 CRIMP)	15	PURPLE	U28RT (2 CRIMPS)
YAV282NFXB45	4/0 STR. (550/24) 4/0 AWG	3/8	1	1.77 [45]	1.14 [29]	±.04 [1]	1.75 [44]	2.27 [58]	.56 [14]	5.10 [130]	.62 [16]	2.28 [58]	.14 [4]	.64 [16]	.90 [23]	.77 [20]	1-7/8 [48]	MY29-3 (2) MY29-11 (2)	Y644M (1 CRIMP)	15	PURPLE	U28RT (2 CRIMPS)
YAV282NFXB90	4/0 STR. (550/24) 4/0 AWG	3/8	2	1.77 [45]	1.14 [29]	±.04 [1]	1.75 [44]	2.64 [67]	.56 [14]	3.57 [91]	.62 [16]	2.28 [58]	.14 [4]	.64 [16]	.90 [23]	.77 [20]	1-7/8 [48]	MY29-3 (2) MY29-11 (2)	Y644M (1 CRIMP)	15	PURPLE	U28RT (2 CRIMPS)
YA342NFXB45	373.7 kcmil (925/24)	1/2	1	2.48 [63]	1.55 [39]	±.04 [1]	1.75 [44]	3.18 [81]	.56 [14]	5.93 [151]	.62 [16]	3.17 [81]	.23 [6]	.64 [16]	1.24 [32]	1.06 [27]	2-9/16 [65]	---	Y644M (1 CRIMP)	19	BLUE	U32RT (4 CRIMPS)
YA342NFXB90	373.7 kcmil (925/24)	1/2	2	2.48 [63]	1.55 [39]	±.04 [1]	1.75 [44]	3.65 [93]	.56 [14]	3.73 [95]	.62 [16]	3.17 [81]	.23 [6]	.64 [16]	1.24 [32]	1.06 [27]	2-9/16 [65]	---	Y644M (1 CRIMP)	19	BLUE	U32RT (4 CRIMPS)
YA382NFXB45	535.3 kcmil (1325/24)	1/2	1	3.08 [78]	1.84 [47]	+0.03 -0.06	1.75 [44]	3.77 [96]	.56 [14]	6.46 [164]	.62 [16]	3.89 [99]	.26 [7]	.64 [16]	1.47 [37]	1.25 [32]	3-3/16 [81]	---	Y644M (1 CRIMP)	L99	PINK	U38XRT (4 CRIMPS)
YA382NFXB90	535.3 kcmil (1325/24)	1/2	2	3.08 [78]	1.84 [47]	+0.03 -0.06	1.75 [44]	4.45 [113]	.56 [14]	3.84 [98]	.62 [16]	3.89 [99]	.26 [7]	.64 [16]	1.47 [37]	1.25 [32]	3-3/16 [81]	---	Y644M (1 CRIMP)	L99	PINK	U38XRT (4 CRIMPS)
YA382TC38FXB45	535.3 kcmil (1325/24)	3/8	1	3.08 [78]	1.84 [47]	+0.03 -0.06	1.00 [25]	3.77 [96]	.40 [10]	5.46 [139]	.50 [13]	3.89 [99]	.26 [7]	.53 [13]	1.47 [37]	1.25 [32]	3-3/16 [81]	---	Y644M (1 CRIMP)	L99	PINK	U38XRT (4 CRIMPS)
YA382TC38FXB90	535.3 kcmil (1325/24)	3/8	2	3.08 [78]	1.84 [47]	+0.03 -0.06	1.00 [25]	4.45 [113]	.40 [10]	2.86 [73]	.50 [13]	3.89 [99]	.26 [7]	.53 [13]	1.47 [37]	1.25 [32]	3-3/16 [81]	---	Y644M (1 CRIMP)	L99	PINK	U38XRT (4 CRIMPS)
YA402NFXB45	646 kcmil (1600/24)	1/2 [M12]	1	3.24 [82]	1.98 [50]	±.06 [2]	1.75 [44]	4.01 [102]	.56 [14]	6.69 [170]	.62 [16]	4.10 [104]	.30 [8]	.64 [16]	1.58 [40]	1.35 [34]	3-5/16 [84]	---	Y644M (1 CRIMP)	24	BLACK	U39RT (4 CRIMPS)
YA402NFXB90	646 kcmil (1600/24)	1/2 [M12]	2	3.24 [82]	1.98 [50]	±.06 [2]	1.75 [44]	4.73 [120]	.56 [14]	3.91 [99]	.62 [16]	4.10 [104]	.30 [8]	.64 [16]	1.58 [40]	1.35 [34]	3-5/16 [84]	---	Y644M (1 CRIMP)	24	BLACK	U39RT (4 CRIMPS)



- NOTES:
- MATERIAL: COPPER.
 - FINISH: TIN PLATED.
 - CATALOG NUMBER "PUADP-1" ADAPTOR IS REQUIRED TO USE "U" TYPE DIES IN THE Y46 SERIES TOOLS.
 - REFERENCE THE BURNDY® MASTER CATALOG "INSTALLATION TOOL INDEX" FOR ADDITIONAL TOOLING.
 - BELLED BARREL ENDS PROVIDE EASY CABLE INSERTION AND STRAIN RELIEF.
 - DIMENSIONS IN BRACKETS [] ARE IN MILLIMETERS ROUNDED OFF TO THE NEAREST MILLIMETER, UNLESS OTHERWISE NOTED, AND ARE FOR REFERENCE ONLY.
 - FOR UNDRILLED VERSIONS AND SUFFIX "U" TO END OF CATALOG NUMBER. FOR UNDRILLED VERSIONS, USE D MIN = N MAX + E MAX + Z MIN.
 - CONNECTORS ARE "UL" LISTED; UNDRILLED VERSIONS ARE NOT "UL" LISTED.
 - CONNECTORS ARE "CSA" CERTIFIED; UNDRILLED VERSIONS ARE NOT "CSA" CERTIFIED.

TO ORDER BURNDY® PRODUCTS CALL

UNITED STATES
1-800-346-4175 (LONDONDERRY, NH)

CANADA:
1-800-361-6975 (QUEBEC)
1-800-387-6487 (ALL OTHER PROVINCES)

FOR PRODUCT INFO: <http://www.burndy.com>

BELLED HYLUG™	
ITEM NO: N/A	CAT. NO: YA-2-FXB- (TABLE)
DRAWN BY: J. AYER 4/8/96	CHECKER: J. MICHAUD 4/9/96
DSN APPVL: C. PALAGI 1/24/96	MFG APPVL: --
QA APPVL: --	MKT APPVL: P. WERTHMAN 2/19/96
PROD FAM: --	SCALE: NTS
PROJECT #: --	SIZE: D
DOCUMENT TYPE: Sales	DRAWING NO: SE208074
REL LEVEL: Released	SHEET 6 OF 6

REV	DATE	DESCRIPTION	ECO	BY	C'H'K'
G	04/09/2015 00:00:00 AM	FOCUS REQUEST # FPN1503039	39505	SV	MB

REV: PEO200