WORLD MASTER CATALOG

thermOweld®

The Contractors Choice

Continental Industries
A Division of BURNDY LLC
1140 NORTH 129TH EAST AVE.
TULSA , OKLAHOMA 74116
PHONE: +1 (918) 627-5210
PHONE: 800-558-1373
WWW.THERMOWELD.COM

GROUNDING | LIGHTNING PROTECTION | CATHODIC PROTECTION | ENERGY | RAIL

Tools to help you be successful with thermOweld

Here is your new thermOweld® Master Catalog, our largest-ever reference source for the world's premier line of grounding products! We are constantly developing new products and you can expect more from thermOweld® in the near future, as we strive to provide you with the best and easiest-to-apply grounding products in the industry.

Today, we provide superior quality thermOweld® products in more than 55 countries worldwide with the industry's shortest lead times, highest on-time delivery and industry-leading Same Day Service. thermOweld® is part of Continental Industries, Tulsa, Oklahoma, USA. Our company is ISO 9001 Certified with over 50 years of continuous success.

We listen to our customers and we welcome your comments and suggestions to make sure we support you by calling us at 800-558-1373 in North America or +1(918)6275210 International. It's no wonder we are called The Contractor's Choice!

To our customers of many years, we thank you for your loyalty and for honoring us with your business. Without you, we would not be the successful company thermOweld® is today. If you are new with us, we will work hard to welcome you and trust that you too will experience the thermOweld® difference in products, service and people.

From all the good people of thermOweld®, we thank you for specifying, buying and installing with us!

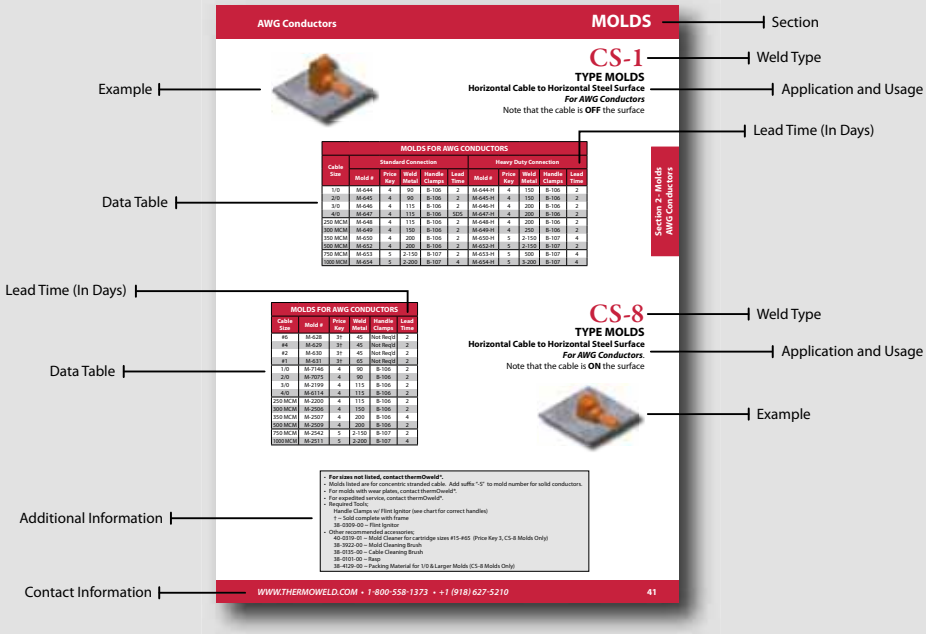

How to use our Catalog

Our catalog is designed and arranged in a way to make it easier to find similar products with different application uses. Please refer to the diagram for a brief tutorial.

How to use our Website

Our website has been designed with our customers in mind. Like our catalog, it is arranged to make it easier to find the products you need. Please refer to the diagram for a brief tutorial. You can scan this QR-Code with your smart phone to be directed to our website.

thermOweld®

TABLE OF CONTENTS

Location	Description	Page #
Section 1	Technical Information	5-30
Section 2	Connections\Molds for use with AWG Conductors & Bus Bar	31-86
Section 3	Weld Metal, Handle Clamps and Accessories	87-96
Section 4	Ground Plates & Aircraft Grounding Receptacles	97-104
Section 5	Connections\Molds for use with Copper-Clad Steel Conductors	105-124
Section 6	Connections\Molds for use with Lightning Protection Conductors	125-142
Section 7	Products for Cathodic Protection	143-160
Section 8	Products for Rail	161-170
Section 9	Connections\Molds for use with Metric Conductors	171-202
Section 10	Grounding Products	203-238
Section 11	Earthing Protection Products (Metric)	240-253
Section 12	Lightning Protection Products	256-279
Section 13	Trouble Shooting Tips	280-284
Section 14	Index	285-319

Due to our continuous improvement efforts, all thermOweld® products and specifications are subject to change without notice.

NOTE: thermOweld, EZ Lite, EZ Lite Remote, Contact GM, SDS & Ci thermOcap are registered trademarks of Continental Industries.

TERMS & CONDITIONS

1. Agreement -the following terms and conditions of sale shall constitute the complete and final agreement between buyer and Burndy® LLC, hereinafter referred to as "seller", relating to the sale of seller's products or services and shall apply to all quotations, acknowledgements and purchase orders. None of these terms and conditions may be added to, modified, superseded or otherwise altered unless approved by seller in writing. Seller shall not be deemed to have waived these terms and conditions of sale if it fails to object to provisions appearing in, incorporated by reference in, or attached to buyer's purchase order. Buyer's silence or payment for, or acceptance of, or use of products or services related to any purchase order shall constitute an acceptance of these terms and conditions of sale.

2. Payment - Terms of payment are Net 30 Days from date of invoice, unless otherwise stated on the face of said invoice. Lawful interest may be charged on all overdue accounts.

3. Taxes - Any state, local, or federal taxes, excises or other charges now or hereafter imposed for which Seller may be liable as a result of sale, production, or transportation of the products sold hereunder, shall be charged to and paid by Buyer.

4. Prices - Unless otherwise stated in writing on a binding document, the prices herein shall not be increased or decreased except where SELLER raises or lowers its prices in its standard price list or under its standard pricing method for the same products and quantities, supplied under this Agreement. In such events Seller shall have the right but not the obligation, upon giving written notice to Buyer, to increase or decrease the prices payable under this Agreement on all material unshipped as of the date specified in such notice, by the same amount as the price list or standard pricing method increase or decrease.

5. Minimum Order Value – The minimum order value for each order is $100. Orders for less than the minimum order value will be invoiced at the minimum order value.

6. Delivery - Title and Risk of Loss - Unless otherwise agreed, delivery of the goods shall be FOB Seller facility. Title and risk of loss shall vest in Buyer upon delivery of the goods to a common carrier.

7. Ship Date -The ship date stated on the acknowledgment is Seller's best approximation of the anticipated ship date, and shall not be deemed to represent afixed or guaranteed ship date. Unless otherwise agreed to by Seller, Seller reserves the right to ship at its convenience and shall not be liable for any changes in the date of shipment.

8. Testing; Designs - Unless otherwise agreed, the stated prices do not include any qualification testing, test data or the granting of any rights to Buyer for designs, drawings or inventions. All goods are governed by Seller part number and any Buyer numbers are used for reference purposes only. Goods may be ordered by federally controlled specification and/or part numbers where Seller parts are qualified or approved.

9. Tooling - Any Non-Recurring Engineering (NRE) charges invoiced by Seller shall not be deemed to grant Buyer any right, title or interest in any tools, dies, jigs, fixtures and items of like nature, or in any design, engineering, trade secret, patent or other proprietary rights embodied in the tooling, upon Buyer's payment of such charges and such items shall at all times be, and remain, the sole property of Seller.

10. Standard Packaging - Allocation - Purchase orders and releases must be based on standard packaging. In the event of inability for any reason to supply the total demand for the materials specified, Seller may allocate its available supply among any or all purchasers, as well as departments and divisions of Seller, on such basis as it may deem fair and reasonable without liability for any failure of performance that may result therefrom.

11. Quantities - On orders for non-stock items or special orders, where manufacturing processes make it difficult to provide the exact quantity specified, Seller reserves the right to undership or overship and invoice Buyer for total value of item up to -5% or +10% of quantity ordered. The above schedule shall be deemed acceptable unless Buyer states otherwise in writing at the inception of the order, so that extraordinary means may be taken to ensure shipment of exact quantity or acceptable deviation. Prices may then be subject to review and possible increase to compensate for additional costs, at Seller's option.

12. Warranty - Seller warrants that the goods and services, when furnished to Buyer by Seller conform to Seller's current written specifications and drawings, (or if applicable, with those of the Buyer, specifically accepted by Seller in writing) and will be free of defects in material and workmanship. Seller's sole obligation (and buyer's sole and exclusive remedy) for any breach under the foregoing warranty, or otherwise, shall be to repair (at location designated by seller) or, at seller's option, to replace fob the original point of delivery any goods which are non-conforming or defective and are so specified by buyer in written notice to seller within thirty (30) days after date of shipment. Seller makes no warranties of merchantability or fitness for a particular purpose, or any other express or implied warranty. The foregoing warranty shall not apply to goods that have been altered or repaired by anyone except seller's authorized employees, and shall not be enforceable until the goods and services have been paid for in full.

13. Patent Infringement - Seller shall, with respect to the regular sale and use of any product designed by Seller, indemnify Buyer from all damages and costs resulting from any claim that such goods constitute an infringement of any United States Patent, provided that Seller is promptly notified in writing of such claim, given the right to control the defense of any such claim, and such claim does not arise as a result of any application, use, or modification of such products by Buyer or others. Buyer agrees to fully defend, indemnify, and hold Seller harmless from any and all costs, expenses, damages, judgments or losses of any kind, including reasonable attorney's fees, arising from any claim, suit or demand that any goods manufactured by Seller according to Buyer's design, specifications, or instructions, infringe any United States Patent. This paragraph states the entire liability of either party with respect to any patent infringement.

14. Limitation of Liability - No claim of any kind, including patent infringement, whether as to goods or services delivered or for non-delivery of goods or services, shall be greater in amount than the purchase price of the goods or services in respect of which such damages are claimed, except as otherwise stated herein, seller will not, under any circumstances, be liable for the cost of removal or reinstallation of goods or the cost of disassembly or reassembly of equipment in connection therewith, or for loss of the use of buyer's equipment or facilities, or for loss of business or good will or profits, or for cost of inspection or storage, or for any direct, indirect, incidental or consequential damages of any nature or description whatever which may arise from seller's sale of goods or services to buyer. Credit to the extent of the purchase price for goods found to be defective shall be allowed upon return of said goods, but only if (1) returned to designated locations upon obtaining specific written authorization from Seller and before expiration date, if any, and (2) a replacement order is issued by Buyer prior to return. A service charge may be applied upon any return of goods. Failure to give notice within thirty (30) days of ship date shall constitute a waiver of all claims in respect of such goods. The remedy hereby provided shall be the exclusive and sole remedy of buyer.

15. General Terms

a) Any claims for administrative errors must be made within thirty (30) days of receipt of goods, by written notice to Seller.

b) Errors or omissions of a clerical or mechanical nature appearing on the face hereof are subject to correction by Seller.

c) All terms of payment are subject to approval of Seller's Credit Department. Buyer represents to Seller that it is solvent. In the event that Buyer's financial condition shall become impaired prior to full payment to Seller, Buyer shall notify Seller immediately. In the event that Seller, in its sole judgment, finds Buyer's financial condition unsatisfactory to Seller (with or without notice from Buyer), Seller may exercise any or all of the following options: demand immediate payment; suspend all further deliveries; reclaim any goods not paid for; terminate relationship upon written notice to Buyer, without limitation of any other rights or remedies it has herein or under law.

d) All orders and release schedules placed by Buyer and accepted by Seller are considered firm and may not be canceled or changed in any way without prior written approval by Seller. Buyer assumes all risks and agrees to pay all charges applicable to any order cancellation or modification, deferred shipment or product return.

e) Buyer, in the event of its default in any of its obligations hereunder, shall be liable for all of Seller's damages, including its loss of actual or anticipated profits, reasonable attorneys' fees, costs of collections, with interest thereon at the prime rate, in addition to other remedies Seller shall have under law.

f) Seller's failure to insist upon strict performance of any of the terms herein shall not be deemed a waiver of any rights or remedies that Seller may have, and shall not be deemed a waiver of any subsequent breach or default in the terms, conditions, and covenants herein contained.

g) Seller shall not be liable for any failure to carry out its obligations under this agreement where such failure is due to any condition or happening whatsoever beyond its or its suppliers' reasonable control, including but not limited to: fire, windstorm, flood, earthquake, or other Acts of God; strikes, lockouts or other work stoppages; wars, riots, or civil commotion; government priorities, allocations, regulations or restrictions; interference or restraint of public authority (whether legal or not); explosion or accident; epidemic or quarantine restrictions; failure of its suppliers or subcontractors; shortage of raw materials or labor; or any other cause (whether or not of the same kind as those herein specified), which Seller cannot provide against by the exercise of reasonable diligence in its sole judgment. Quantities so affected may, at Seller's sole option, be eliminated without liability, but this agreement shall otherwise remain unaffected.

h) Headings are for convenience only and shall not be used in construing and interpreting this agreement.

i) Neither this agreement nor any rights hereunder may be assigned by Buyer, without the prior written consent of Seller. Seller may assign its rights, liabilities and obligations hereunder to any affiliate or subsidiary without prior written notice.

j) Any technical advice, recommendations and services rendered by the Seller, are based on data believed to be reliable, and are intended for use by skilled persons at their own risk. Seller assumes no responsibility to Buyer for events resulting or damages incurred from their use. They are not to be taken as a license to operate under or intended to suggest infringement of any process.

k) All quotations made by Seller are good for thirty (30) days unless otherwise noted.

16. Government Sales - For direct government sales, all terms and conditions, which are required by law for such sales, are incorporated herein by reference. For sales to a government contractor, only such laws, which are applicable and required of subcontractors of government contractors, are incorporated herein. Such terms and conditions for government contracts shall prevail over any of the standard terms and conditions listed above which may be inconsistent.

17. Compliance With Laws – Seller agrees to observe and comply with all applicable federal, state and local laws, rules, regulations and orders pertaining to the production and sale of goods or services; and in particular, Seller certifies that is has met all applicable requirements of the Occupational Safety and Health Act regulations; and that the goods or services were produced in accordance with the Fair Labor Standards Act and regulations.

18. Compliance with United States Import and Export Laws – Buyer shall ensure that all goods and services, including technical data, delivered by Seller to Buyer, including any subsequent sales, transfers or distribution of the same by Buyer, if imported, shall be in full compliance with applicable United States import laws and regulations. Buyer shall not export or re-export goods and services, including technical data, delivered by Seller to Buyer, except in full compliance with applicable U.S. export laws and regulations.

19. Applicable Law - Jurisdiction – Any legal claims shall be controlled under the laws of the State of New York. Seller and Buyer agree to accept and be bound by the exclusive jurisdiction of the federal and state courts of the State of Delaware. Terms and Conditions February 2013

Section 1

Technical Information

Description ..... Page #

1.1 Infrastructure Applications.....6-7

1.2 The thermOweld® Process 8

1.3 Grounding 9

1.4 Quick Overview 10-12

1.5 Making a thermOweld® Connection.....12-15

1.6 Conductor Information.....16-18

1.7 How to Order 19

1.8 Weld Selector Charts.....20-30

thermOweld® Infrastructure Applications

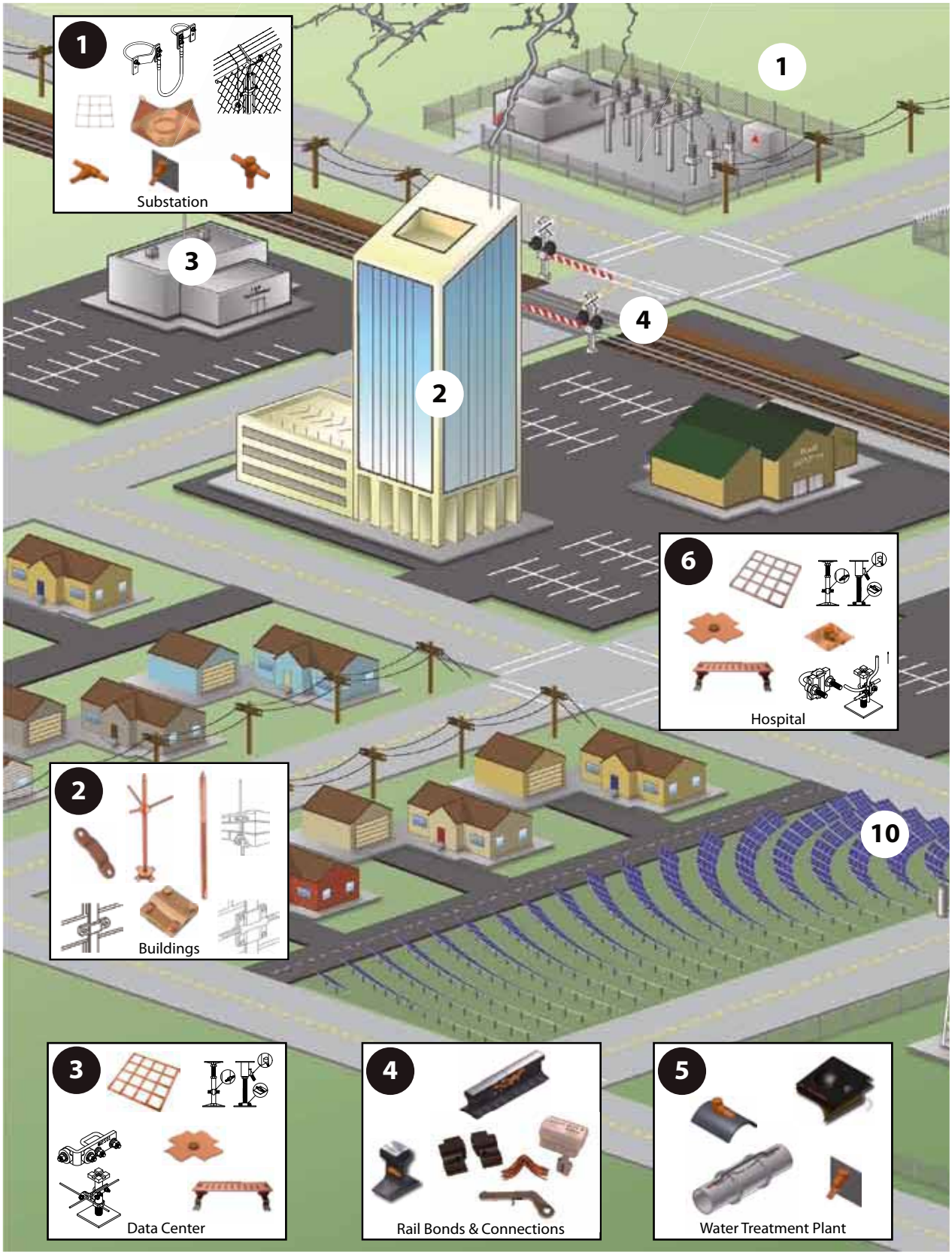

thermOweld® Infrastructure Applications

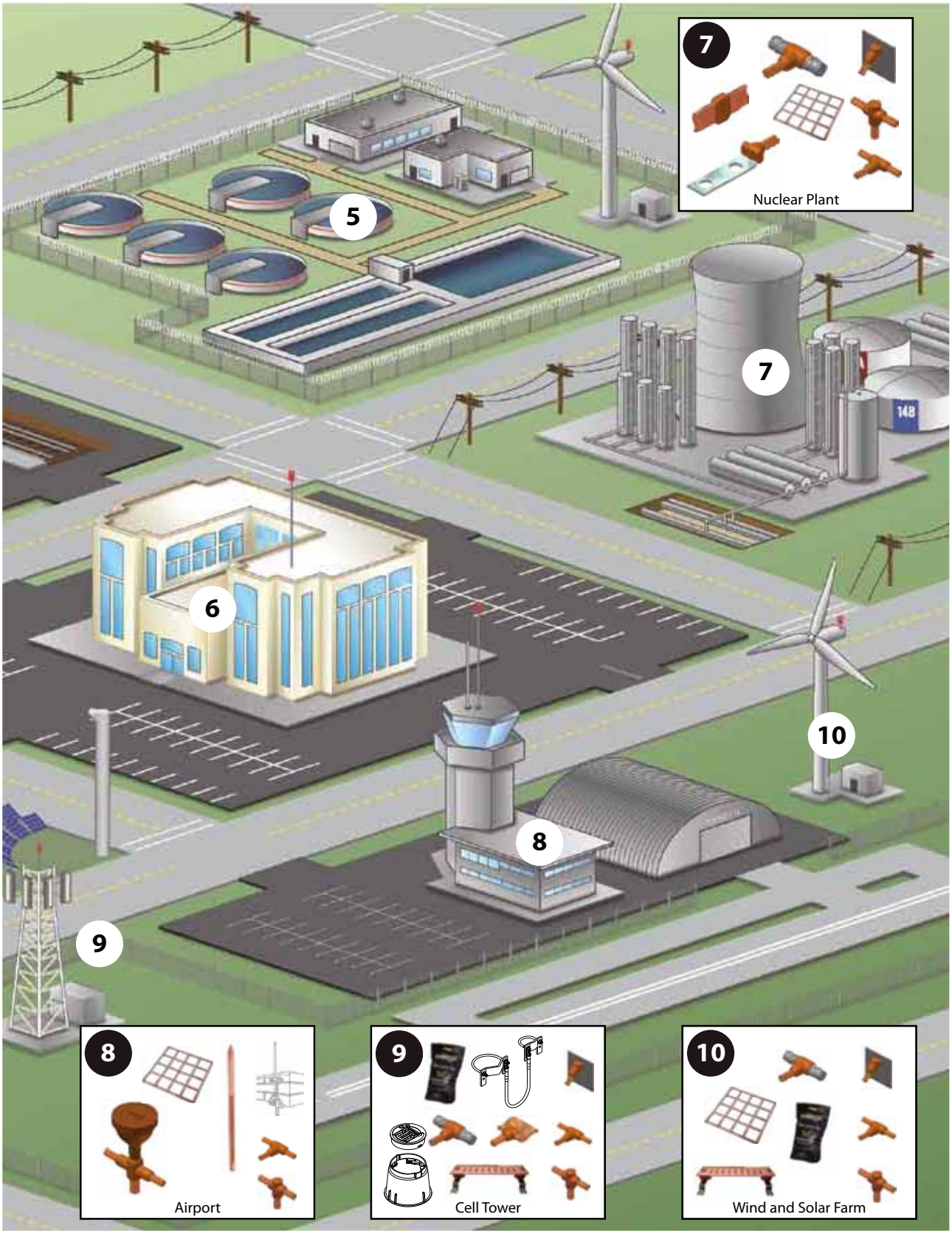

The thermOweld® Process

The thermOweld® permanent-connection process has been engineered to be an easy and efficient field welding system. No outside power, bulky gas tanks or other equipment associated with welding are required with the thermOweld® system. Any field installer or contractor can use our high-grade graphite molds designed and produced in thermOweld's world-class volume CNC manufacturing operations.

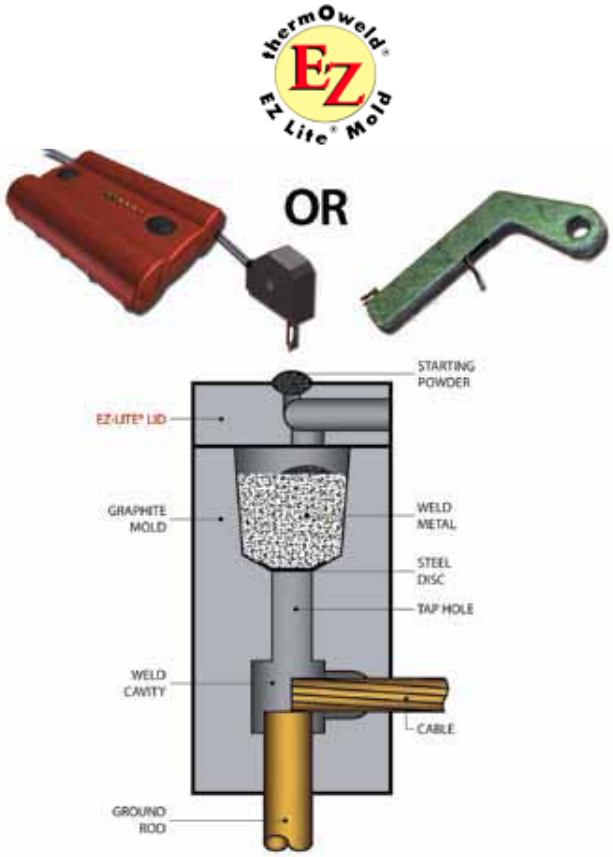

Incorporating our patented EZ Lite® mold lid (see page 10), ignition is done safely from the top of the mold with limited exhaust emanating from the side vent. This innovation from thermOweld®, combined with other unique features, make even tight field installations possible. For indoor connections where desired, thermOweld® offers low-emissions molds as well. Contractors worldwide demand thermOweld® for ease of use and the safest operation.

Using thermOweld's superior weld metal (see page 90), a high-temperature reaction between special formulations of copper oxide and aluminum occurs in the mold crucible. Upon reaching critical temperature, the resulting molten copper drops into the weld cavity, instantly creating a high-temperature molecular bond with the conductor. This weld connection cools rapidly and the mold can be removed for the next connection with thermOweld's special off-set handle clamps (page 94). The thermOweld® process creates a superior connection without the excessive applied heat of brazing, arc welding or soldering. This is important especially for welding insulated cables or to thin-wall pipe.

The thermOweld® process creates a permanent, homogenous and molecular bond that cannot loosen or corrode. Compared to compression connectors, split bolts, crimp connectors, brazing and other connections, the thermOweld® connection is clearly superior. In fact, a thermOweld® connection will also withstand more current than the conductor itself.

It's easy to see why thermOweld® is The Contractor's Choice worldwide!

The thermOweld® process has been used to weld materials other than copper for electrical purposes, including:

Stainless Steel	Galvanized Steel*	Columbium	Kama	Brass	Chromax
Copperweld®	Silicon Bronze	Plain Steel	Steel Rail	Bronze	Cast Iron
Nichrome V	Copper-Clad Steel	Everdur®	Cor-Ten®	Niobium	Monel

*When welding to galvanized steel it is recommended to resurface exposed bare steel.

Standards Relating to thermOweld Designs of Earthing, Grounding and Lightning Protection

Standards	Country	Description
IEEE: 80-1986	USA, Australia, Asia, Europe, Latin America	Guide for Safety in AC Substation Grounding
IEEE: 837-2002	USA, Australia, Asia, Latin America	Standard for Qualifying Permanent Connections used in Substation Grounding
IEEE: 81-1983	USA, Australia, Asia	Guide for Measuring Earth Resistivity, Ground Impedance and Earth Surface Potential of a Ground System
IEEE: 998-1996	USA, Australia, Asia	Guide for Direct Lightning Strike Shielding of Substations
UL 467	USA, Australia, Asia	Grounding and Bonding Equipment
NFPA 780	USA, Australia, Asia	Lightning Protection
IEC/TS 60479-1	Europe, Brazil	Effects of Current passing through human beings & livestock
EN62305-3: 2011	Europe	Protection against Lightning, Physical damage to structure and life hazard
ANCE NMX-J-549-2005	Latin America	Lightning Protection

WHY IS GOOD GROUNDING IMPORTANT?

Good grounding (earthing) starts with a robust, durable, low-resistance connection between the earth and electrical equipment or electrical circuit ground. This necessary low-resistance connection insures the proper ground path for personnel safety and the proper functioning of electrical and electronic devices. Whether to present a good reference ground, direct a faulty circuit's potential to ground, or to dissipate an electrical surge or lightning strike, a uniform ground with the earth is essential in today's infrastructure.

Many factors, including soil resistivity, installation accessibility, layout and surrounding physical features must be taken into consideration when establishing a superior grounding system. On this page we highlight some key areas to consider in your grounding system and remind you that all electrical systems must be built in accordance with applicable codes and standards for your area.

GROUNDING PRINCIPLES

Low impedance is the key. All grounding connections should be as short and direct as possible to minimize inductance and reduce peak voltages induced in the connections. The ground electrode system must efficiently couple the ground by maximizing capacitive coupling to the soil. The resistance of the ground itself must also be minimized.

GROUND IMPEDANCE

Soil resistivity is an important design consideration. It varies markedly for different soil types, moisture content and temperatures and gives rise to variations in ground impedances.

SHORT, DIRECT GROUND CONNECTIONS

The voltage generated, especially by a lightning surge depends primarily on the rise time of the surge current and the impedance (primarily inductance of the path to ground). Extremely fast rise times result in significant voltage rises due to any series inductance resulting from long, indirect paths, or sharp bends in the routing of ground conductors.

COUPLING FROM THE ELECTRODE SYSTEM TO THE GROUND

The efficiency of a ground electrode system is dependent on a number of factors, including the geometry of the ground electrode system, the shape of the conductors and the effective coupling into the soil.

CHARACTERISTICS OF A GOOD GROUNDING SYSTEM

- Good electrical conductivity
- Conductors capable of withstanding high fault currents
- Long life - at least 40 years
- Low ground resistance and impedance

  The basic philosophy of any grounding installation should be an attempt to maximize the surface area of electrodes or conductors with the surrounding soil. Not only does this help to lower the earth resistance of the grounding system, but it also greatly improves the impedance of the grounding system under lightning surge conditions.

- Equipotential bonding

  Equipotential bonding helps ensure that hazardous potential differences do not occur between different incoming conductors such as metallic water services, power systems, telecommunications systems and the local ground, and also minimizes step and touch potentials.

- Good corrosion resistance

  The ground electrode system should be corrosion resistant, and compatible with other conductors that are buried and bonded to the ground system. Copper is by far the most common material used for grounding conductors. In general, some form of maintenance or inspection procedure should be adopted to ensure the long-term effectiveness of a grounding system.

- Electrically and mechanically robust and reliable

  Mechanical coupling can be used to join ground conductors, but suffers from corrosion effects when dissimilar metals are involved. As well as mechanical strength, thermOweld® connections provide excellent low impedance, long life electrical connections with excellent corrosion resistance.

thermOweld® EXOTHERMIC MOLDS

thermOweld® is a process of welding copper to copper, copper to steel and copper to ductile iron. The exothermic reaction takes place in a semi-permanent graphite mold with a special formula of copper oxide and aluminum.

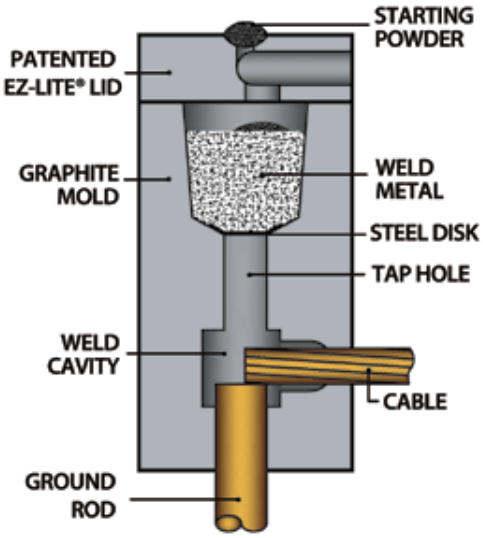

thermOweld® connections are solid copper molecular bonds that do not loosen or corrode throughout the life of the host structure. These bonds are the superior connection method for the most reliable and highest longevity of grounding, lightning protection, cathodic protection and other critical infrastructure systems.

Standard Molds – thermOweld® standard molds are given in the tables on the pages in this catalog and are used with new clean AWG and Metric wire and cable. A standard mold is not for use in "heavy-duty" applications; see Heavy Duty Molds.

Heavy Duty Molds – thermOweld® heavy-duty molds are given in the tables on the pages in this catalog (with an H suffix) and are employed for use with reused or reclaimed and heavily oxidized AWG and Metric wire and cable. In these cases a "heavy-duty" mold is recommended as it accepts this larger wire diameter and utilizes a larger weld metal cartridge size. The resulting connection is larger than a standard mold connection. Note that the grounding engineer may determine that the calculated theoretical ground fault current level may be abnormally high and therefore would prefer the larger mass of a heavy-duty mold connection.

thermOweld® has designed and produced over 15,000 unique molds to meet application needs worldwide. We have solved many applications with unique and customized molds, utilizing our CAD engineering and specialized CNC machining capabilities. If you don't see what you need in this comprehensive catalog, contact us. We are ready to support you quickly!

SINGLE SHOTS

thermOweld® single shot molds are an economical way to make cable connections onto the top of a ground rod or rebar. The single shot is a disposable single use ceramic mold that comes complete with everything required except the flint ignitor. This innovative process eliminates the need for a mold, handle clamps, and frames.

SUPERIOR WELD METAL

thermOweld® weld metal is packaged in moisture resistant plastic cartridges that have tight fitting caps. These cartridges and the necessary steel discs are then packaged in boxes that are shrink wrapped. Shrink wrapping ensures the weld metal will arrive in good condition, always dry, and ready for a positive ignition every time.

All weld metal is eligible for thermOweld's SDS (Same Day Service) shipment. Our SDS program is just like having it on your shelf.

GROUNDING & LIGHTNING PROTECTION PRODUCTS

Regardless of the requirements, thermOweld® provides a long list of products for your grounding needs. thermOweld® has the quickest lead-time in the industry. You may be surprised by what you find in this catalog to solve your grounding needs!

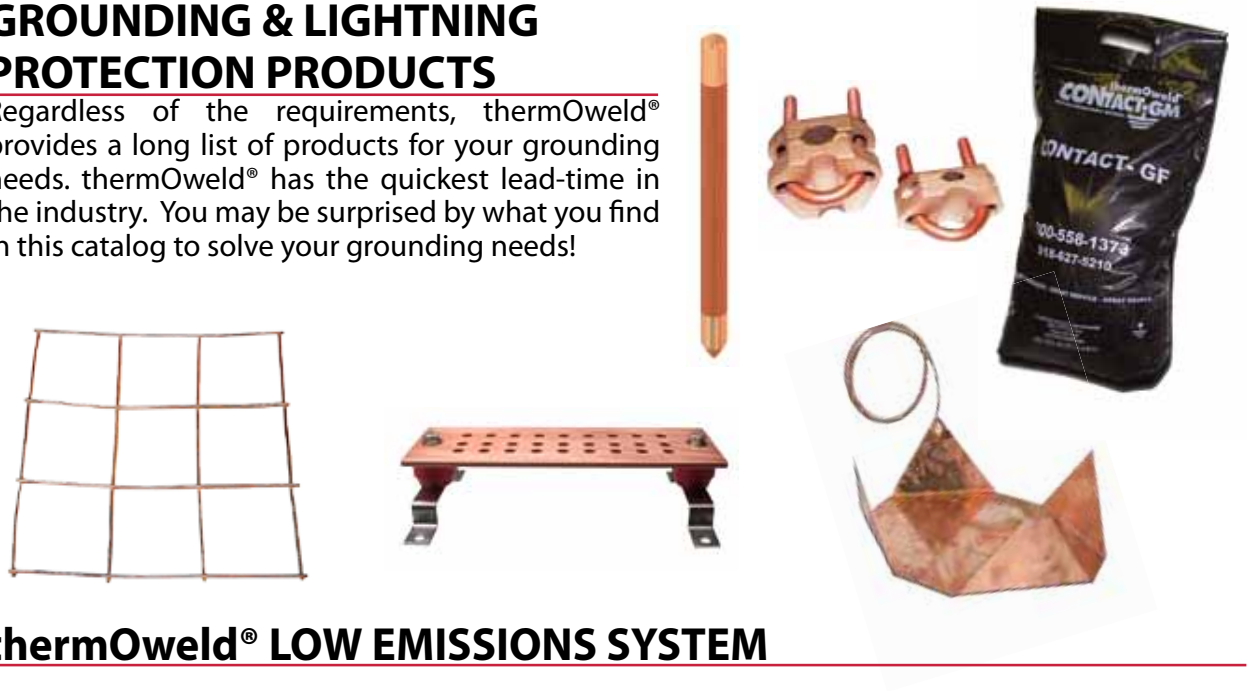

thermOweld® LOW EMISSIONS SYSTEM

thermOweld®'s Low Emission System reduces the emissions given off by our standard flint ignitor welding system. Our EZ Lite Remote® Electric Ignition System is another alternative to reduce exposure.

This system is designed with a special mold that utilizes a graphite felt filter (included in the weld metal package) in the lid of the mold; the emissions pass through and in turn create a semi closed system. Our Low Emission System uses our EZ Lite Remote® (see page 88) for ignition and our high quality thermOweld® weld powder less the standard starting powder. With all of these components, most of the visible smoke from the reacting weld powder is eliminated.

This system is currently available in all of thermOweld®'s standard configurations that use 200 gram or smaller cartridges. ***To order molds***: replace the "M" in the mold number with "LE" (ex M-241 becomes LE-241). To order weld metal, place prefix "LE" in front of cartridge size (ex #115 becomes LE#115). For other sizes contact factory. The EZ Lite Remote®' is our standard remote for this application.

This system is an excellent choice when welding is to be done in areas where minimal smoke and sparks are a necessity such as clean rooms, vaults, tunnels, computer rooms, and telecommunication facilities.

CATHODIC PROTECTION PRODUCTS, INCLUDING Ci thermOcap® & Ci thermOcap® PC



thermOweld®s patented Ci thermOcap® is designed to cover your exothermically welded connections. The Ci thermOcap® features an elongated wire inlet which allows the cap to conform easier to the wire. The outer shell is also designed to prevent crushing during back fill. This product is sold in packs of 20 and is immediately available.

thermOweld®s new Ci thermOcap® PC is designed to cover your exothermically welded connections. The Ci thermOcap® PC is our preprimed cap and requires no spray primer. You simply "Peel and Stick"!

The Molecular Bond

The thermOweld® connection is a molecular weld. The weld has the same melting point as copper. This factor, along with the increased cross sectional area of the connection and insure the following:

- thermOweld® connections are not affected by a high current surge. Tests have shown that the electrical conductor will melt before the thermOweld® connection, when subjected to high short circuit current. Consult IEEE Standard 837.
- thermOweld® connections will not loosen or corrode at the point of weld. There are no contact surfaces or mechanical pressures involved.
- thermOweld® connections have a current-carrying capacity equal to or greater than that of the conductors.

The EZ Lite® Mold

- Makes all thermOweld® molds EZ to ignite.
- Lights from the top at any angle.
- Reduces emissions by 50% or more.
- Reduces splatter.
- Keeps the handle clamps clean and prolongs life.
- Added Safety - The EZ Lite® Lid points the exhaust away from the user.

PATENTED

INSTALLATION IS EASY!

Making a thermOweld® Connection

Position cleaned conductors in mold.

Place metal disc in bottom of mold crucible.

Pour powder into crucible.

Place a small amount of starting powder in the ignition pocket.

Ignite the starting powder with the Flint Ignitor.

Remove weld and clean mold before making next connection.

Visit www.thermOweld.com for training videos

INSTALLATION IS EASY!

Making a thermOweld® Connection using the EZ Lite Remote® Electric Start System

Position cleaned conductors in mold.

Place metal disc in bottom of mold crucible.

Pour powder into crucible.

Insert the EZ Lite® Ignitor in the connector.

Insert the EZ Lite® Ignitor in the top opening of the EZ Lite® Lid.

Turn the power button to the "ON" position.

Press the "Operate" button until the exothermic reaction is initiated.

Remove weld and clean mold before making next connection.

thermOweld's EZ Lite Remote® is the latest technological advance for thermOweld® exothermic products and the entire industry! For over 50 years, thermOweld® has been developing and inventing products and practical solutions that have become "The Contractor's Choice" worldwide.

With our patent-pending EZ Lite Remote®, the contractor, installer and distributor has versatility and ease-of-use in hand.

You can use your existing thermOweld® EZ Lite® molds and weld metal that you already have in your truck, the jobsite or on your shelf!

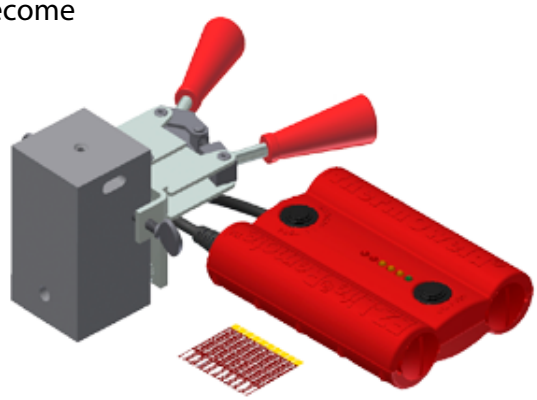

Visit www.thermOweld.com for training videos or scan the QR Code at the top of this page.

Why Cathodic Protection?

Cathodic protection (CP) is a technique used to control the corrosion of a metal surface by making it work as a cathode of an electrochemical cell. This is achieved by placing in contact with the metal to be protected, another more easily corroded metal to act as the anode of the electrochemical cell. Cathodic Protection systems are most commonly used to protect steel, water/fuel pipelines and storage tanks; steel pier piles, ships, offshore oil platforms and onshore oil well casings.

Clean pipe before making weld.

Position conductor and mold onto pipe.

Place metal disc in bottom of mold.

Pour weld metal into mold.

Close lid and place starting powder on top. Ignite starting powder with Flint Ignitor.

Remove and clean mold before making next connection.

thermOcap®

Finish your connection with a Ci thermOcap®. page 156

Visit www.thermOweld.com for training videos

INSTALLATION IS EASY!

Making a thermOweld® Low Emission Connection using the EZ Lite Remote® Electric Start System

Position cleaned conductors in mold.

Place filter pad into lid.



Place metal disc in bottom of mold crucible.

Pour powder into crucible.

Insert the EZ Lite® Ignitor in the connector.

Place EZ Lite® Ignitor on the side of the mold and place gasket on top of ignitor.

Close lid and secure with latch.

Turn the power button to the "ON" position.

Press the "Operate" button until the exothermic reaction is initiated.

Remove weld and clean mold before making next connection.

Visit www.thermOweld.com for training videos

TECHNICAL INFORMATION

CONDUCTOR IDENTIFICATION

Bare Class A, B, and C, Concentric Conductor
Based on ASTM Standard Specifications

Size AWG	Size in Circular Mils	Conductor Diameter	Number of wires				
			7	19	37	61	91
1000	1,000,000	1.152″			.1644*	.1280	.1048
800	800,000	1.031″			.1470*	.1145	.0938
750	750,000	.998″			.1424*	.1109	.0908
700	700,000	.964″			.1375*	.1071	.0877
600	600,000	.893″			.1273	.0992	.0812
500	500,000	.813″		.1622*	.1162	.0905	
400	400,000	.728″		.1451	.1040	.0810	
350	350,000	.681″		.1357	.0973	.0757	
300	300,000	.630″		.1257	.0900	.0701	
250	250,000	.575″		.1147	.0822	.0640	
4/0	211,600	.528″	.1739	.1055	.0756		
3/0	167,800	.470″	.1548	.0940	.0763		
2/0	133,100	.419″	.1379	.0837	.0600		
1/0	105,500	.373″	.1228	.0745	.0534		
1	83,690	.332″	.1093	.0664	.0467		
2	66,370	.292″	.0974	.0591			
3	52,630	.260″	.0867	.0526			
4	41,740	.232″	.0772	.0469			
6	26,240	.184″	.0612	.0372			
8	16,510	.146″	.0486	.0295			
10	10,380	.116″	.0385	.0234			
12	6,530	.0915″	.0305	.0185			
14	4,110	.0726″	.0242	.0147			

*Class AA

BARE SOLID COPPER WIRE

Based on ASTM
Standard Specifications

Size AWG	Size in Circular Mils	Conductor Diameter
4/0	211,600	.4600″
3/0	167,800	.4096″
2/0	133,100	.3648″
1/0	105,500	.3249″
1	83,690	.2893″
2	66,370	.2576″
3	52,630	.2294″
4	41,740	.2043″
6	26,240	.1620″
8	16,510	.1285″
10	10,380	.1019″
12	6,530	.0808″
14	4,110	.0641″

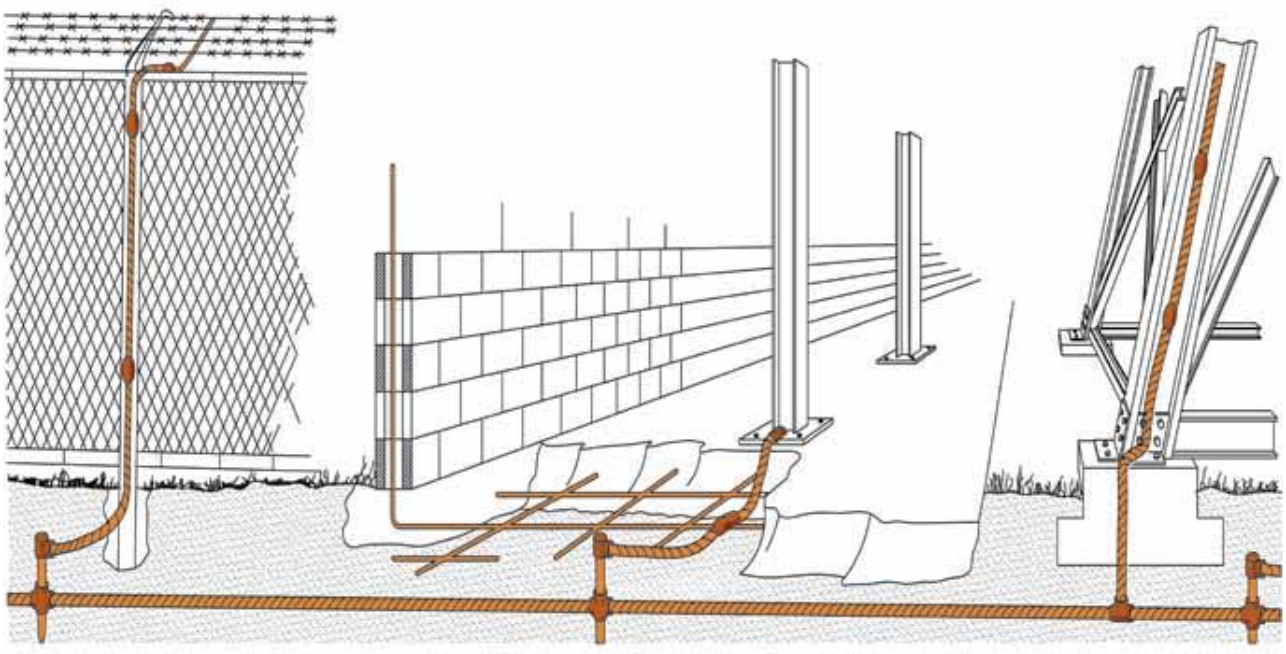

Some typical applications of thermOweld® connections in use.

GROUND RODS

Size	Material	Type	Body Diameter	Thread Size
1/2″	Copperclad	Sectional	.505″	9/16″
	Copperclad	Plain	.475″	
	Steel*	Plain	.500″	
5/8″	Copperclad	Sectional	.563″	5/8″
	Copperclad	Plain	.563″	
	Steel*	Plain	.625″	
3/4″	Copperclad	Sectional	.682″	3/4″
	Copperclad	Plain	.682″	
	Steel*	Plain	.750″	
1″	Copperclad	Sectional	.914″	1″
	Copperclad	Plain	.914″	
	Steel*	Plain	1.00″	

* Plain Steel, Stainless Steel, Stainless Clad Rods or Galvanized Steel

STEEL PIPE SIZES

Standard Weight (Schedule 40)

ASTM A53-92-B ANSI/ASME B36.10M-1985

Nominal Size Inches	O.D. Inches	Wall Thickness Inches
1″	1.315	.133
1 1/4″	1.660	.140
1 1/2″	1.900	.145
2″	2.375	.154
2 1/2″	2.875	.203
3″	3.500	.216
3 1/2″	4.000	.226
4″	4.500	.237
5″	5.563	.258
6″	6.625	.280
8″	8.625	.322
10″	10.750	.365

CONCRETE REINFORCING BARS

US Imperial Sizes (Nominal Dimensions)

Rebar Sizes	Dia. Inches	Area - Sq. Inches
3	.375	.11
4	.500	.20
5	.625	.31
6	.750	.44
7	.875	.60
8	1.000	.79
9	1.128	1.00
10	1.270	1.27
11	1.410	1.56
14	1.693	2.25
18	2.257	4.00

COPPER-CLAD STEEL CONDUCTORS

Cable Stranding	Conductor Diameter	Size in Circular Mils
3/#10 CW	.220"	31,150
3/#9 CW	.247"	38,280
3/#8 CW	.277"	49,530
7/#10 CW	.306"	72,680
3/#7 CW	.311"	78,750
7/#9 CW	.343"	91,650
3/#6 CW	.349"	99,310
7/#8 CW	.385"	115,600
3/#5 CW	.392"	99,310
7/#7 CW	.433"	145,700
7/#6 CW	.486"	183,800
7/#5 CW	.546"	231,700
19/#9 CW	.572"	248,800
7/#4 CW	.613"	292,200
19/#8 CW	.642"	313,700
19/#7 CW	.721"	395,500
37/#9 CW	.801"	484,400
19/#6 CW	.810"	498,800
37/#8 CW	.899"	610,900
19/#5 CW	.910"	628,900
37/#7 CW	1.010"	770,300

RECTANGULAR COPPER BUSBAR

Thickness Inches	Width Inches	Circular Mil Size	Weight Lbs. Per Foot
1/8″	1″	159,200	.484
	1 1/2″	238,700	.726
	2″	318,300	.969
3/16″	1″	238,700	.727
	2″	477,500	1.45
1/4″	1″	318,300	.969
	1 1/2″	477,500	1.45
	2″	636,600	1.94
	3″	954,900	2.91
	4″	1,273,000	3.88
3/8″	1″	477,500	1.45
	1 1/2″	716,200	2.18
	2″	954,900	2.91
	3″	1,432,000	4.36
	4″	1,910,000	5.81
1/2″	2″	1,273,000	3.88
	3″	1,910,000	5.81
	4″	2,546,000	7.75

Useful Conversions

AREA

Sq.Inches x 1273 = kcmil
Sq.Millimeteres x 1.974 = kcmil
kcmil x .5067 = Square Millimeters

DENSITY

Copper:
.323 lb/in³

Steel:
.283 lb/in³

METRIC TO IMPERIAL CABLE CONVERSION CHART

Cross Sectional Area (mm^2)	Conductor Diameter		Size A.W.G.	Conductor Diameter	
	inches	mm		inches	mm
2.0 Concentric	.071	1.8	#14 Concentric	.0726	1.84
3.5 Concentric	.095	2.4	#12 Concentric	.0915	2.3
4 Solid	.0984	2.5	#10 Solid	.102	2.6
6 Solid	.122	3.1	#8 Solid	.128	3.25
5.5 Concentric	.118	3.0	#10 Concentric	.116	2.95
8.0 Concentric	.142	3.6	#8 Concentric	.146	3.7
10 Solid	.150	3.8	#6 Solid	.162	4.1
10 Concentric	.162	4.2	#7 Concentric	.164	4.2
14 Concentric	.189	4.8	#6 Concentric	.184	4.7
16 Solid	.177	4.5	#4 Solid	.204	5.2
16 Concentric	.204	5.2	#5 Concentric	.205	5.2
22 Concentric	.236	6.0	#4 Concentric	.232	5.9
25 Solid	.220	5.6	#3 Solid	.229	5.8
25 Concentric	.260	6.4	#3 Concentric	.260	6.6
30 Concentric	.276	6.9	#2 Concentric	.292	7.4
35 Solid	.264	6.7	#2 Solid	.258	6.6
35 Concentric	.305	7.7	#2 Concentric	.292	7.4
38 Concentric	.315	7.8	#2 Concentric	.292	7.4
40 Concentric	.331	8.4	#1 Concentric	.332	8.4
50 Solid	.315	8.0	1/0 Solid	.325	8.3
50 Concentric	.354	9.0	1/0 Concentric	.373	9.5
55 Concentric	.378	9.6	1/0 Concentric	.373	9.5
60 Concentric	.394	10.0	2/0 Concentric	.419	10.6
70 Solid	.394	10.0	3/0 Solid	.410	10.4
70 Concentric	.430	10.9	2/0 Concentric	.419	10.6
80 Concentric	.453	11.5	3/0 Concentric	.470	12.0
95 Concentric	.505	12.6	4/0 Concentric	.528	13.4
100 Concentric	.512	13.0	4/0 Concentric	.528	13.4
120 Concentric	.567	14.2	250 MCM	.575	14.6
125 Concentric	.571	14.5	250 MCM	.575	14.6
150 Concentric	.634	16.1	300 MCM	.630	16.0
185 Concentric	.700	17.7	350 MCM	.681	17.3
200 Concentric	.717	18.2	400 MCM	.728	18.5
240 Concentric	.801	20.3	500 MCM	.813	20.7
250 Concentric	.815	20.7	500 MCM	.813	20.7
300 Concentric	.891	22.5	600 MCM	.893	22.7
325 Concentric	.922	23.4	700 MCM	.964	24.5
400 Concentric	1.03	26.2	800 MCM	1.031	26.2
500 Concentric	1.13	28.8	1000 MCM	1.152	29.3
600 Concentric	1.26	31.9	1200 MCM	1.263	32.1
625 Concentric	1.29	32.8	1250 MCM	1.289	32.7
725 Concentric	1.39	35.2	1400 MCM	1.364	34.6
800 Concentric	1.45	36.8	1600 MCM	1.459	37.1
850 Concentric	1.48	37.6	1700 MCM	1.506	38.2
1000 Concentric	1.64	41.6	2000 MCM	1.632	41.5

How to Order thermOweld® Molds

The most common ***exothermic connections*** for concentric and solid copper conductors are listed in this thermOweld® catalog. Save Time and Money by using molds listed in this catalog. If you cannot find the necessary connection please contact thermOweld® at 1-800-558-1373 or visit our web site at www.thermoweld.com and go to the ***Mold Selection Wizard*** for assistance.

1. **Determine the Weld Type required:**
    a. Know the application to determine what materials are to be welded.
    b. Refer to Selector Chart for correct weld type on pages 20-30.
    c. Find the appropriate Weld Type within the catalog.

    There are pictures of each weld type in the upper corners of the catalog pages for easy reference
2. **Determine the Correct Mold #:**
    a. Determine the Conductor Size or Sizes, Ground Rod Size or surface to be welded.
    b. Locate each of the above to find the correct Mold #.

    The thermOweld® catalog lists molds that are designed for stranded AWG concentric and solid cable, as well as ground rods, bus bar, lugs, steel, rebar, and other special grounding accessories. For sizes not listed please contact thermOweld® at 1-800-558-1373.
3. **After Determining the Correct Mold # Verify the Following:**
    a. Price Key - Find the price of the mold by crossing it on the thermOweld® price lists.
    b. Weld Metal (size) needed to make weld.
    c. Handle Clamps required for the mold.
    d. Packing Materials (if needed).
    e. See Notes - for other accessories needed or suggested to make this connection.

Please Check to make sure you have the following to make a proper weld:

1) Mold that fits your application.
2) Weld Metal required for the connection.
3) Handle Clamps or frame.
4) Flint Ignitor or EZ Lite Remote®- (Low emission molds require the use of the EZ Lite Remote®).
5) Sleeves, packing or other accessories required or suggested.

Mold Availability:

The mold availability is listed under the lead-time column in the catalog.

- SDS – Same Day Service *(Orders placed by 5:00 pm Central time can ship Same Day)*
- 2 - Ships 2 days following the date the order is placed.
- 4 - Will ship in 4 days ARO *(Design molds will take up to 4 days to ship after receipt of order.)*

Call Today Ship Today!

TECHNICAL INFORMATION

SELECTOR CHART

NOTE: **Highlighted** weld types may be found in this catalog. Contact thermOweld® for more information about these and other weld types not listed.

CABLE TO CABLE CONNECTIONS

CC-1 SPLICE / HORIZONTAL

CC-12 SPLICE / HORIZONTAL 3/4" TO 5" CLEARANCE BEHIND CABLE

CC-2 TEE / HORIZONTAL

CC-3 TEE / VERTICAL TAP DOWN

CC-4 CROSS (X) / HORIZONTAL TAP CABLE CUT

CC-5 SPLICE / VERTICAL

CC-6 PARALLEL TAP / HORIZONTAL (STACKED)

CC-7 PARALLEL / HORIZONTAL RUN & TAP (STACKED)

CC-8 HORIZONTAL / WYE (Y) LEFT HAND MOLD

CC-9 HORIZONTAL / WYE (Y) RIGHT HAND MOLD

CC-11 CROSS (X) / HORIZONTAL (UNCUT)

CC-13 PARALLEL TAP / HORIZONTAL (SIDE-BY-SIDE)

CC-14 PARALLEL / HORIZONTAL RUN & TAP (SIDE-BY-SIDE)

CC-15 HORIZONTAL / WYE (Y) LEFT HAND MOLD 3/4" TO 5" CLEARANCE BEHIND CABLE

CC-16 HORIZONTAL / WYE (Y) RIGHT HAND MOLD 3/4" TO 5" CLEARANCE BEHIND CABLE

CC-17 VERTICAL / WYE (Y) TAP UP

CC-18 VERTICAL / WYE (Y) TAP DOWN

CC-19 HORIZONTAL / WYE (Y) TAP UP

CC-20 HORIZONTAL / WYE (Y) TAP DOWN

CC-21 CROSS (X) / HORIZONTAL TAP CABLE CUT

CC-22 CROSS (X) / VERTICAL TAP CABLE CUT

CC-23 CROSS (X) / VERTICAL (UNCUT)

CC-24 TEE / HORIZONTAL TAP

CC-25 TEE / VERTICAL TAP UP

CC-26 ELL / HORIZONTAL

CC-27 ELL / TAP DOWN

CC-28 ELL / TAP UP

CC-31 PARALLEL / VERTICAL TAP UP (SIDE-BY-SIDE)

CC-32 PARALLEL / VERTICAL TAP UP (SIDE-BY-SIDE) 3/4" TO 5" CLEARANCE BEHIND CABLE

CC-33 PARALLEL / VERTICAL TAP DOWN (SIDE-BY-SIDE)

CC-34 PARALLEL / VERTICAL RUN & TAP (SIDE-BY-SIDE)

CC-29 DEAD END / HORIZONTAL (STACKED)

CC-30 DEAD END / HORIZONTAL (SIDE-BY-SIDE)

CC-35 DEAD END / VERTICAL (SIDE-BY-SIDE)

CC-36 DEAD END / VERTICAL (SIDE-BY-SIDE)

CC-37 SPLICE / HORIZONTAL MULTIPLE TAPS (SIDE-BY-SIDE)

CC-38 SPLICE / VERTICAL MULTIPLE TAPS UP (SIDE-BY-SIDE)

CC-39 SPLICE / VERTICAL MULTIPLE TAPS DOWN (SIDE-BY-SIDE)

CC-40 TEE / HORIZONTAL TWO OR MORE TAP CABLES

CC-41 TEE / HORIZONTAL TWO OR MORE RUN CABLES

CC-42 TEE / HORIZONTAL TWO OR MORE RUN CABLES TWO OR MORE TAP CABLES

CC-43 TEE / HORIZONTAL TWO OR MORE RUN CABLES TWO OR MORE TAP CABLES 3/4" TO 5" CLEARANCE BEHIND CABLE

CC-44 TEE / VERTICAL TWO OR MORE RUN CABLES TWO OR MORE TAP CABLES

CC-45 TEE / VERTICAL TWO OR MORE RUN CABLES TWO OR MORE TAP CABLES

CC-46 CROSS (X) / HORIZONTAL TWO OR MORE RUN CABLES TWO OR MORE TAP CABLES

CC-47 TEE / HORIZONTAL TWO OR MORE RUN CABLES

CC-48 PARALLEL/HORIZONTAL RUN & TAP (SIDE BY SIDE)

CC-49 PARALLEL/HORIZONTAL RUN & TAP (SIDE BY SIDE)

CC-50 TEE / VERTICAL TWO OR MORE RUN CABLES

SELECTOR CHART

NOTE: **Higlighted** weld types may be found in this catalog. Contact thermOweld® for more information about these and other weld types not listed.

CABLE TO STEEL OR CAST IRON CONNECTIONS

CS-1 HORIZONTAL CABLE HORIZONTAL STEEL CABLE **OFF** SURFACE	 **CS-2** HORIZONTAL CABLE THRU HORIZONTAL STEEL CABLE **OFF** SURFACE	CS-42 HORIZONTAL CABLE THRU HORIZONTAL CAST IRON CABLE **OFF** SURFACE	**CS-3** VERTICAL CABLE 45° DOWN VERTICAL STEEL CABLE **OFF** SURFACE	**CS-3** VERTICAL CABLE 45° DOWN VERTICAL STEEL PIPE CABLE **OFF** SURFACE	CS-28 VERTICAL CABLE 45° DOWN VERTICAL CAST IRON CABLE **OFF** SURFACE
CS-22 HORIZONTAL CABLE VERTICAL STEEL	**CS-4** VERTICAL CABLE THRU VERTICAL STEEL CABLE **OFF** SURFACE	**CS-4-AT** VERTICAL SS MULTIAIR TERMINAL WITH SLEEVE TO SS GROUND ROD	CS-46 VERTICAL CABLE THRU VERTICAL CAST IRON CABLE **OFF** SURFACE	**CS-5** HORIZONTAL CABLE HORIZONTAL CAST IRON CABLE **ON** SURFACE	**CS-8** HORIZONTAL CABLE HORIZONTAL STEEL CABLE **ON** SURFACE
CS-6 HORIZONTAL CABLE THRU VERTICAL STEEL CABLE **OFF** SURFACE	CS-43 HORIZONTAL CABLE THRU VERTICAL CAST IRON CABLE **OFF** SURFACE	**CS-7** VERTICAL CABLE UP VERTICAL STEEL CABLE **ON** SURFACE	CS-30 VERTICAL CABLE UP VERTICAL CAST IRON CABLE **ON** SURFACE	**CS-9** HORIZONTAL CABLE THRU HORIZONTAL STEEL CABLE **ON** SURFACE	CS-11 HORIZONTAL CABLE THRU HORIZONTAL CAST IRON CABLE **ON** SURFACE
CS-18 HORIZONTAL CABLE VERTICAL STEEL CABLE **ON** SURFACE SPECIFY RIGHT OR LEFT HAND MOLD	CS-21 HORIZONTAL CABLE VERTICAL CAST IRON CABLE **ON** SURFACE SPECIFY RIGHT OR LEFT HAND MOLD	CS-12 VERTICAL CABLE DOWN 45° STEEL CABLE **ON** SURFACE	 CS-13 HORIZONTAL CABLE 45° STEEL CABLE **ON** SURFACE	 CS-14 VERTICAL CABLE THRU 45° STEEL CABLE **ON** SURFACE	CS-15 HORIZONTAL CABLE THRU 45° STEEL CABLE **ON** SURFACE
CS-16 HORIZONTAL CABLE THRU HORIZONTAL STEEL PIPE CABLE **OFF** SURFACE	CS-24 VERTICAL CABLE UP VERTICAL STEEL CABLE **OFF** SURFACE	**CS-23** VERTICAL CABLE DOWN VERTICAL STEEL CABLE **OFF** SURFACE		CS-45 VERTICAL CABLE DOWN VERTICAL CAST IRON CABLE **OFF** SURFACE	CS-25 VERTICAL CABLE DOWN VERTICAL STEEL CABLE **ON** SURFACE
CS-29 VERTICAL CABLE DOWN VERTICAL CAST IRON CABLE **ON** SURFACE	CS-26 VERTICAL CABLE THRU VERTICAL STEEL CABLE **ON** SURFACE	**CS-27** HORIZONTAL CABLE THRU VERTICAL STEEL CABLE **ON** SURFACE	CS-31 HORIZONTAL CABLE VERTICAL STEEL CABLE **OFF** SURFACE SPECIFY RIGHT OR LEFT HAND MOLD	**CS-32** *FOR CATHODIC PROTECTION* HORIZONTAL CABLE HORIZONTAL STEEL PIPE CABLE **ON** SURFACE	**CS-33** *FOR CATHODIC PROTECTION* HORIZONTAL CABLE HORIZONTAL CAST IRON PIPE CABLE **ON** SURFACE
CS-34 *FOR CATHODIC PROTECTION* HORIZONTAL CABLE THRU HORIZONTAL STEEL PIPE CABLE **ON** SURFACE	**CS-35** *FOR CATHODIC PROTECTION* HORIZONTAL CABLE THRU HORIZONTAL CAST IRON PIPE CABLE **ON** SURFACE	CS-47 VERTICAL CABLE 45° UP VERTICAL STEEL CABLE **OFF** SURFACE	**CS-36** *FOR CATHODIC PROTECTION* VERTICAL CABLE 45° DOWN VERTICAL STEEL PIPE CABLE **OFF** SURFACE	**CS-37** *FOR CATHODIC PROTECTION* VERTICAL CABLE 45° DOWN VERTICAL CAST IRON PIPE CABLE **OFF** SURFACE	CS-38 *FOR CATHODIC PROTECTION* VERTICAL CABLE UP VERTICAL STEEL PIPE CABLE **ON** SURFACE
CS-39 *FOR CATHODIC PROTECTION* VERTICAL CABLE UP VERTICAL CAST IRON PIPE CABLE **ON** SURFACE	**CS-48** *FOR CATHODIC PROTECTION* HORIZONTAL CABLE (FORMED) HORIZONTAL STEEL PIPE CABLE **ON** SURFACE	**CS-49** *FOR CATHODIC PROTECTION* HORIZONTAL CABLE (FORMED) HORIZONTAL CAST IRON PIPE CABLE **ON** SURFACE	CS-50 *FOR CATHODIC PROTECTION* HORIZONTAL CABLE VERTICAL STEEL PIPE CABLE **ON** SURFACE SPECIFY RIGHT OR LEFT HAND MOLD	 CS-51 *FOR CATHODIC PROTECTION* HORIZONTAL CABLE VERTICAL CAST IRON PIPE CABLE **ON** SURFACE SPECIFY RIGHT OR LEFT HAND MOLD	CS-52 VERTICAL CABLE HORIZONTAL STEEL

SELECTOR CHART

NOTE: **Higlighted** weld types may be found in this catalog. Contact thermOweld® for more information about these and other weld types not listed.

BUS BAR TO BUS BAR CONNECTIONS

BB-1
HORIZONTAL SPLICE
BARS ON EDGE

BB-28
HORIZONTAL SPLICE
BARS ON EDGE
3/4" TO 5" CLEARANCE BEHIND BAR

BB-2
ELL / TAP DOWN

BB-3
VERTICAL TEE / TAP DOWN
BARS LAPPED

BB-8
VERTICAL TEE / TAP DOWN
BARS LAPPED
3/4" TO 5" CLEARANCE BEHIND BAR

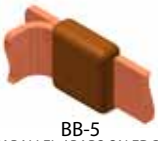

BB-5
PARALLEL / BARS ON EDGE

BB-4
VERTICAL TEE / TAP UP

BB-11
VERTICAL TEE / TAP UP
3/4" TO 5" CLEARANCE BEHIND BAR

BB-6
HORIZONTAL TEE
BARS ON EDGE

BB-16
HORIZONTAL TEE
BARS ON EDGE
3/4" TO 5" CLEARANCE BEHIND BAR

BB-7
HORIZONTAL SPLICE
BARS FLAT

BB-9
VERTICAL TEE / TAP DOWN
MULTIPLE BARS

BB-12
VERTICAL TEE / TAP DOWN

BB-13
HORIZONTAL TEE
BARS ON EDGE
MULTIPLE BARS

BB-14
HORIZONTAL TEE
BARS FLAT

BB-17
VERTICAL TEE
TAP HORIZONTAL

BB-18
VERTICAL TEE
TAP HORIZONTAL
RIGHT HAND
3/4" TO 5" CLEARANCE BEHIND BAR

BB-19
VERTICAL TEE
TAP HORIZONTAL
LEFT HAND
3/4" TO 5" CLEARANCE BEHIND BAR

BB-15
HORIZONTAL TEE
BARS FLAT
MULTIPLE BARS

BB-20
VERTICAL ELL / TAP UP

BB-21
HORIZONTAL ELL
BARS ON EDGE

BB-22
HORIZONTAL ELL
BARS FLAT

BB-23
HORIZONTAL ELL
BARS FLAT
MULTIPLE BARS

BB-24
VERTICAL ELL / TAP DOWN
MULTIPLE BARS

BB-25
VERTICAL ELL / TAP UP
MULTIPLE BARS

BB-26
HORIZONTAL ELL
BARS ON EDGE
MULTIPLE BARS

BB-27
VERTICAL SPLICE

BB-29
VERTICAL SPLICE
3/4" TO 5" CLEARANCE BEHIND BAR

BB-30
HORIZONTAL SPLICE
BARS ON EDGE
MULTIPLE BARS

BB-31
HORIZONTAL SPLICE
BARS FLAT
MULTIPLE BARS

BB-32
VERTICAL SPLICE
MULTIPLE BARS

BB-33
VERTICAL ELL / DOWN
BARS FLAT

BB-34
HORIZONTAL SPLICE
BARS FLAT
MULTIPLE BARS

BB-35
HORIZONTAL SPLICE
BARS ON EDGE
MULTIPLE BARS

BB-36
HORIZONTAL SPLICE
BARS FLAT
MULTIPLE BARS

BB-38
VERTICAL SPLICE
MULTIPLE BARS

BB-39
VERTICAL SPLICE
BARS FLAT
MULTIPLE BARS

BB-40
HORIZONTAL CROSS
TAP CUT
BARS FLAT

BB-41
HORIZONTAL CROSS
BARS UNCUT
BARS FLAT

BB-42
HORIZONTAL CROSS
TAP CUT
BARS ON EDGE

BB-43
VERTICAL CROSS
BARS UNCUT

BB-44
HORIZONTAL BUTTON WELD
FOR COPPER STRIP ONLY

BB-45
VERTICAL BUTTON WELD
FOR COPPER STRIP ONLY

BB-46
HORIZONTAL BUTTON WELD
CROSS
FOR COPPER STRIP ONLY

SELECTOR CHART

NOTE: **Higlighted** weld types may be found in this catalog. Contact thermOweld® for more information about these and other weld types not listed.

CABLE TO GROUND ROD OR ROD CONNECTIONS

CR-1 HORIZONTAL CABLE DEAD END VERTICAL GROUND ROD	**CR-2** HORIZONTAL CABLE THRU VERTICAL GROUND ROD	**CR-3** HORIZONTAL CABLE THRU VERTICAL GROUND ROD	CR-4 HORIZONTAL CABLE CROSS VERTICAL GROUND ROD	CR-5 VERTICAL CABLE UP VERTICAL GRD ROD DOWN	CR-6 VERTICAL CABLE DOWN VERTICAL GRD ROD UP
CR-7 HORIZONTAL CABLE HORIZONTAL GRD ROD	**CR-7-AT** HORIZONTAL CABLE THRU HORIZONTAL GRD ROD, AIR TERMINAL	CR-8 HORIZONTAL CABLE THRU HORIZONTAL GRD ROD	CR-9 HORIZONTAL CABLE THRU VERTICAL GRD ROD UP	CR-11 HORIZONTAL CABLE CROSS (UNCUT) VERTICAL GROUND ROD	CR-12 VERTICAL CABLE THRU UP HORIZONTAL GRD ROD
CR-13 HORIZONTAL CABLE HORIZONTAL GRD ROD THRU	CR-14 VERTICAL CABLE UP HORIZONTAL GRD ROD THRU	CR-15 VERTICAL CABLE DOWN HORIZONTAL GRD ROD THRU	CR-16 HORIZONTAL CABLE VERTICAL GRD ROD THRU	**CR-17** HORIZONTAL PARALLEL CABLE (STACKED) VERTICAL GROUND ROD	**CR-18** VERTICAL CABLE UP VERTICAL GRD ROD THRU
CR-19 VERTICAL CABLE THRU VERTICAL GRD ROD THRU	CR-20 VERTICAL CABLE DOWN VERTICAL GRD ROD THRU	CR-21 HORIZONTAL CABLE HORIZONTAL GRD ROD THRU (STACKED)	CR-22 HORIZONTAL CABLE THRU HORIZONTAL GRD ROD THRU (STACKED)	CR-23 HORIZONTAL CABLE THRU HORIZONTAL GRD ROD THRU (SIDE-BY-SIDE)D	**CR-24** HORIZONTAL PARALLEL CABLE THRU (STACKED) VERTICAL GROUND RO
CR-25 HORIZONTAL CABLE TEE VERTICAL GROUND ROD	CR-26 HORIZONTAL CABLE THRU HORIZONTAL GRD ROD THRU	CR-28 HORIZONTAL CABLE HORIZONTAL CHEMICAL GROUND ROD	CR-33 HORIZONTAL CABLE THRU HORIZONTALCHEMICAL GROUND ROD	CR-34 VERTICAL CABLES UP VERTICAL GRD ROD DOWN	CR-35 VERTICAL CABLE 45° DOWN VERTICAL GRD ROD THRU
CR-36 VERTICAL CABLE 45° UP VERTICAL GRD ROD DOWN	CR-37 VERTICAL CABLE 45° DOWN VERTICAL CHEMICAL GROUND ROD	CR-38 VERTICAL CABLE DOWN HORIZONTAL GRD ROD	CR-39 HORIZONTAL CABLE - TEE HORIZONTAL CHEMICAL GROUND ROD	CR-40 VERTICAL CABLES DOWN VERTICAL GROUND ROD UP	CR-41 VERTICAL CABLES 45° UP VERTICAL GROUND ROD

SELECTOR CHART

NOTE: **Higlighted** weld types may be found in this catalog. Contact thermOweld® for more information about these and other weld types not listed.

CABLE TO LUG OR BUS BAR CONNECTIONS

CB-1
HORIZONTAL CABLE
HORIZONTAL LUG OR BAR

CB-2
VERTICAL CABLE UP
HORIZONTAL BAR ON EDGE
OVER 5" CLEARANCE BEHIND BAR

CB-6
VERTICAL CABLE UP
HORIZONTAL BAR ON EDGE
3/4" TO 5" CLEARANCE BEHIND BAR

CB-3
VERTICAL CABLE DOWN
HORIZONTAL BAR ON EDGE
OVER 5" CLEARANCE BEHIND BAR

CB-7
VERTICAL CABLE DOWN
HORIZONTAL BAR ON EDGE
3/4" TO 5" CLEARANCE BEHIND BAR

CB-4
HORIZONTAL CABLE
HORIZONTAL BAR

CB-5
HORIZONTAL CABLE THRU
HORIZONTAL BAR

CB-8
HORIZONTAL CABLE
HORIZONTAL BAR ON EDGE

CB-9
VERTICAL CABLE DOWN
VERTICAL BAR UP

CB-11
VERTICAL CABLE UP
VERTICAL BAR DOWN

CB-12
MULTIPLE
HORIZONTAL CABLES
HORIZONTAL LUGS OR BARS

CB-13
MULTIPLE
HORIZONTAL CABLES
MULTIPLE HORIZONTAL
LUGS OR BARS

CB-14
HORIZONTAL CABLE
MULTIPLE
HORIZONTAL LUGS OR BARS

CB-15
HORIZONTAL CABLE
VERTICAL BAR UP

CB-16
VERTICAL CABLE UP
HORIZONTAL BAR ON EDGE

CB-17
VERTICAL CABLE DOWN
HORIZONTAL BAR ON EDGE

CB-18
HORIZONTAL CABLE
VERTICAL BAR UP

CB-19
HORIZONTAL CABLE
VERTICAL BAR DOWN

CB-20
HORIZONTAL CABLE
VERTICAL BAR UP

CB-21
HORIZONTAL CABLE
VERTICAL BAR DOWN

CB-22
HORIZONTAL CABLE
HORIZONTAL BAR

CB-23
VERTICAL CABLE UP
HORIZONTAL BAR

CB-24
VERTICAL CABLE DOWN
HORIZONTAL BAR

CB-25
HORIZONTAL CABLE
HORIZONTAL BAR ON EDGE

CB-26
HORIZONTAL CABLE THRU
HORIZONTAL BAR ON EDGE

CB-27
HORIZONTAL CABLE
VERTICAL BAR UP

CB-28
VERTICAL CABLE DOWN
HORIZONTAL BAR ON EDGE

CB-29
VERTICAL CABLE THRU
HORIZONTAL BAR ON EDGE

CB-30
HORIZONTAL CABLE THRU
VERTICAL BAR UP

CB-31
HORIZONTAL CABLE THRU
VERTICAL BAR DOWN

CB-32
VERTICAL CABLE THRU
HORIZONTAL BAR ON EDGE

CB-33
HORIZONTAL CABLE
HORIZONTAL LUG

CB-34
HORIZONTAL CABLE
HORIZONTAL COPPER
STRIP THRU

CB-35
HORIZONTAL CABLE THRU
HORIZONTAL COPPER
STRIP THRU

CB-36
VERTICAL CABLE DOWN
HORIZONTAL BAR ON EDGE

CB-37
HORIZONTAL CABLE
HORIZONTAL BAR

CB-38
VERTICAL CABLE DOWN
HORIZONTAL BAR

SELECTOR CHART

NOTE: **Higlighted** weld types may be found in this catalog. Contact thermOweld® for more information about these and other weld types not listed.

CABLE TO REBAR CONNECTIONS

CRE-1 PARALLEL / HORIZONTAL CABLE HORIZONTAL REBAR THRU	**CRE-2** HORIZONTAL CABLE HORIZONTAL REBAR THRU	**CRE-3** HORIZONTAL CABLE THRU VERTICAL REBAR THRU	**CRE-4** HORIZONTAL CABLE THRU HORIZONTAL REBAR THRU	CRE-5 VERTICAL CABLE THRU HORIZONTAL REBAR THRU	**CRE-6** HORIZONTAL CABLE VERTICAL REBAR THRU
CRE-7 SPLICE / VERTICAL CABLE UP VERTICAL REBAR DOWN	CRE-8 SPLICE / VERTICAL CABLE DOWN VERTICAL REBAR UP	CRE-9 SPLICE / HORIZONTAL CABLE HORIZONTAL REBAR	CRE-11 HORIZONTAL CABLE THRU HORIZONTAL REBAR	CRE-12 VERTICAL CABLE THRU HORIZONTAL REBAR	CRE-13 VERTICAL CABLE UP HORIZONTAL REBAR THRU
CRE-14 VERTICAL CABLE DOWN HORIZONTAL REBAR THRU	CRE-15 HORIZONTAL CABLE THRU VERTICAL REBAR UP	**CRE-16** HORIZONTAL CABLE THRU VERTICAL REBAR DOWN	CRE-17 PARALLEL / HORIZONTAL CABLE THRU (STACKED) HORIZONTAL REBAR THRU	CRE-18 PARALLEL / VERTICAL CABLE DOWN VERTICAL REBAR THRU	CRE-19 PARALLEL / VERTICAL CABLE UP VERTICAL REBAR THRU
CRE-20 PARALLEL / VERTICAL CABLE THRU VERTICAL REBAR THRU	**CRE-21** HORIZONTAL CABLE VERTICAL REBAR DOWN	**CRE-25** HORIZONTAL CABLE TEE VERTICAL REBAR DOWN	CRE-35 VERTICAL CABLE 45° DOWN VERTICAL REBAR THRU		

BUS BAR TO REBAR CONNECTIONS

BRE-3 HORIZONTAL BAR THRU BAR ON EDGE VERTICAL REBAR THRU	BRE-4 HORIZONTAL BAR THRU HORIZONTAL REBAR THRU	BRE-5 HORIZONTAL BAR HORIZONTAL REBAR THRU	BRE-6 HORIZONTAL BAR BAR ON EDGE HORIZONTAL REBAR THRU	BRE-7 VERTICAL BAR THRU HORIZONTAL REBAR THRU	**BRE-8** HORIZONTAL BAR BAR ON EDGE VERTICAL REBAR THRU
BRE-13 HORIZONTAL BAR FLAT HORIZONTAL REBAR	BRE-15 VERTICAL BAR DOWN HORIZONTAL REBAR THRU	BRE-16 HORIZONTAL BAR FLAT VERTICAL REBAR THRU	BRE-17 HORIZONTAL BAR THRU BAR ON EDGE HORIZONTAL REBAR THRU	BRE-18 VERTICAL BAR DOWN VERTICAL REBAR THRU	BRE-20 VERTICAL BAR UP BAR ON EDGE VERTICAL REBAR THRU

ROD TO REBAR CONNECTIONS
REBAR TO REBAR CONNECTIONS

(NOTE: RE WELD TYPES ARE FOR ELECTRICAL CONTINUTITY ONLY AND ARE NOT TO BE USED FOR STRUCTURAL PURPOSES.)

RE-1 SPLICE / HORIZONTAL	RE-2 SPLICE / VERTICAL	RE-3 PARALLEL / VERTICAL RUN & TAP (SIDE-BY-SIDE)	RE-7 PARALLEL / HORIZONTAL RUN & TAP (STACKED)	RRE-1 HORIZONTAL ROD HORIZONTAL REBAR	RRE-16 HORIZONTAL ROD VERTICAL REBAR THRU

SELECTOR CHART

NOTE: **Higlighted** weld types may be found in this catalog. Contact thermOweld® for more information about these and other weld types not listed.

LUG OR BUS BAR TO STEEL CONNECTIONS

BS-1
VERTICAL BAR DOWN
VERTICAL STEEL

BS-2
HORIZONTAL BAR
HORIZONTAL STEEL



BS-3
HORIZONTAL BAR THRU
HORIZONTAL STEEL

BS-4
HORIZONTAL BAR THRU
BAR ON EDGE
VERTICAL STEEL

BS-5
VERTICAL BAR THRU
VERTICAL STEEL



BS-6
HORIZONTAL BAR
BAR ON EDGE
HORIZONTAL STEEL

BS-7
HORIZONTAL BAR THRU
BAR ON EDGE
HORIZONTAL STEEL

BS-8
VERTICAL BAR DOWN
BAR ON EDGE
VERTICAL STEEL

BS-9
HORIZONTAL BAR
BAR ON EDGE
VERTICAL STEEL

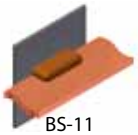

BS-11
HORIZONTAL BAR THRU
BAR ON EDGE
VERTICAL STEEL

BS-12
VERTICAL BAR THRU
BAR ON EDGE
VERTICAL STEEL

BS-13
HORIZONTAL BAR
BAR ON EDGE
VERTICAL STEEL



BS-14
VERTICAL BAR UP
VERTICAL STEEL

BS-15
HORIZONTAL 45° LUG
HORIZONTAL STEEL

BS-16
VERTICAL 45° LUG
VERTICAL STEEL



BS-17
HORIZONTAL 45° LUG
LUG ON EDGE
VERTICAL STEEL

BS-18
HORIZONTAL BAR
VERTICAL STEEL

BS-19
HORIZONTAL BAR
BAR ON EDGE
VERTICAL STEEL

BS-20
VERTICAL BAR UP
BAR ON EDGE
VERTICAL STEEL

THREADED STUD OR ROD TO STEEL CONNECTIONS

RS-1
HORIZONTAL STUD
VERTICAL STEEL

RS-2
VERTICAL STUD
HORIZONTAL STEEL

RS-5
VERTICAL ROD THRU
VERTICAL STEEL
ROD OFF SURFACE

RS-6
HORIZONTAL ROD
VERTICAL STEEL

RS-7
VERTICAL ROD UP
VERTICAL STEEL
ROD ON SURFACE

RS-8
HORIZONTAL ROD
HORIZONTAL STEEL
ROD ON SURFACE

RS-9
HORIZONTAL ROD THRU
HORIZONTAL STEEL
ROD OFF SURFACE

RS-11
HORIZONTAL ROD
HORIZONTAL STEEL
ROD OFF SURFACE

RS-23
VERTICAL ROD DOWN
VERTICAL STEEL
ROD OFF SURFACE

SELECTOR CHART

NOTE: **Higlighted** weld types may be found in this catalog. Contact thermOweld® for more information about these and other weld types not listed.

GROUND ROD TO GROUND ROD CONNECTIONS

RR-1
SPLICE / VERTICAL

RR-2
SPLICE / HORIZONTAL

RR-3
HORIZONTAL ROD
VERTICAL ROD THRU

RR-4
HORIZONTAL ROD
VERTICAL ROD DOWN

RR-5
HORIZONTAL ROD THRU
VERTICAL ROD THRU

RR-6
HORIZONTAL ROD THRU
VERTICAL ROD UP

RR-7
PARALLEL / HORIZONTAL
(STACKED)

RR-13
HORIZONTAL ROD
VERTICAL ROD

RR-14
CROSS (X) / HORIZONTAL
(UNCUT)

RR-15
TEE / HORIZONTAL

RR-16
ELL / HORIZONTAL

BUS BAR TO GROUND ROD CONNECTIONS

BR-1
HORIZONTAL BAR
VERTICAL ROD

BR-2
HORIZONTAL BAR THRU
BAR ON EDGE
VERTICAL ROD

BR-3
HORIZONTAL BAR THRU
BAR ON EDGE (UNCUT)
VERTICAL ROD THRU

BR-4
HORIZONTAL BAR THRU
HORIZONTAL ROD

BR-5
HORIZONTAL BAR
HORIZONTAL ROD THRU

BR-6
HORIZONTAL BAR THRU
BAR ON EDGE
VERTICAL ROD UP

BR-7
HORIZONTAL BAR THRU
VERTICAL ROD

BR-8
HORIZONTAL BAR
BAR ON EDGE
VERTICAL ROD THRU

BR-9
HORIZONTAL BAR THRU
BAR ON EDGE
VERTICAL ROD

BR-11
VERTICAL SPLICE / BAR UP
VERTICAL ROD

BR-12
HORIZONTAL BAR
BAR ON EDGE
VERTICAL ROD

BR-13
HORIZONTAL BAR
HORIZONTAL ROD

BR-14
VERTICAL BAR UP
HORIZONTAL ROD

BR-15
VERTICAL BAR DOWN
HORIZONTAL ROD

BR-16
HORIZONTAL LUG OR BAR
HORIZONTAL ROD

BR-17
HORIZONTAL BAR
BAR ON EDGE
HORIZONTAL ROD

BR-18
HORIZONTAL BAR THRU
VERTICAL ROD THRU

BR-19
HORIZONTAL BAR THRU
BAR ON EDGE
VERTICAL ROD UP
3/4" TO 5" CLEARANCE BEHIND BAR

BR-25
HORIZONTAL BAR
VERTICAL ROD

SELECTOR CHART

NOTE: **Higlighted** weld types may be found in this catalog. Contact thermOweld® for more information about these and other weld types not listed.

AIRCRAFT GROUNDING RECEPTACLE CONNECTIONS

ABR-1
HORIZONTAL BAR
BAR ON EDGE
AIRCRAFT GROUNDING RECEPTACLE
VERTICAL GROUND ROD

AC-1
HORIZONTAL CABLE
AIRCRAFT GROUNDING RECEPTACLE
W/ RISER FOR PIPE

AC-2
HORIZONTAL CABLE THRU
AIRCRAFT GROUNDING RECEPTACLE
W/ RISER FOR PIPE

AR-1
AIRCRAFT GROUNDING RECEPTACLE
VERTICAL ROD

ACR-1
HORIZONTAL CABLE
AIRCRAFT GROUNDING RECEPTACLE
VERTICAL ROD

ACR-2
HORIZONTAL CABLE THRU
AIRCRAFT GROUNDING RECEPTACLE
VERTICAL ROD

ARE-1
AIRCRAFT GROUNDING RECEPTACLE
VERTICAL REBAR

ACRE-1
HORIZONTAL CABLE
AIRCRAFT GROUNDING RECEPTACLE
VERTICAL REBAR

ACRE-2
HORIZONTAL CABLE THRU
AIRCRAFT GROUNDING RECEPTACLE
VERTICAL REBAR

GROUNDING RECEPTACLE CONNECTIONS

CR-27
HORIZONTAL CABLE
HORIZONTAL GROUND PLATE

CR-29
HORIZONTAL CABLE
INVERTED GROUND PLATE

CR-30
HORIZONTAL CABLE THRU
HORIZONTAL GROUND PLATE

CR-31
HORIZONTAL CABLE
VERTICAL GROUND PLATE
W/ RISER FOR PIPE

CR-32
HORIZONTAL CABLE THRU
VERTICAL GROUND PLATE
W/ RISER FOR PIPE

BR-29
HORIZONTAL BAR
INVERTED GROUND PLATE



RS-3
HORIZONTAL GROUND PLATE
VERTICAL STEEL

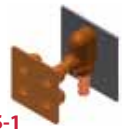

CRS-1
VERTICAL CABLE DOWN
HORIZONTAL GROUND PLATE
VERTICAL STEEL

CRS-2
VERTICAL CABLE UP
HORIZONTAL GROUND PLATE
VERTICAL STEEL

RR-8
HORIZONTAL ROD THRU
HORIZONTAL GROUND PLATE

RR-9
VERTICAL GROUND PLATE UP
VERTICAL ROD DOWN

RR-11
HORIZONTAL GROUND PLATE
HORIZONTAL ROD

RR-12
HORIZONTAL GROUND PLATE
VERTICAL ROD THRU

RRE-6
HORIZONTAL GROUND PLATE
VERTICAL REBAR THRU

RRE-8
HORIZONTAL GROUND PLATE
HORIZONTAL REBAR THRU

RRE-9
VERTICAL GROUND PLATE
VERTICAL REBAR

RRE-11
HORIZONTAL GROUND PLATE
HORIZONTAL REBAR

COPPER TUBE TO GROUND ROD CONNECTIONS

RT-1
HORIZONTAL TUBE
VERTICAL GROUND ROD

RT-2
HORIZONTAL TUBE THRU
VERTICAL GROUND ROD

SELECTOR CHART

NOTE: **Higlighted** weld types may be found in this catalog. Contact thermOweld® for more information about these and other weld types not listed.

CABLE TO COPPER TUBE CONNECTIONS

CT-1 HORIZONTAL CABLE HORIZONTAL TUBE THRU	CT-2 VERTICAL CABLE DOWN HORIZONTAL TUBE THRU	CT-3 SPLICE HORIZONTAL	CT-4 VERTICAL CABLE DOWN VERTICAL TUBE UP	CT-5 VERTICAL CABLE UP VERTICAL TUBE DOWN	CT-6 VERTICAL CABLE UP HORIZONTAL TUBE THRU
CT-7 HORIZONTAL CABLE THRU VERTICAL TUBE DOWN	CT-8 HORIZONTAL CABLE THRU VERTICAL TUBE UP	CT-9 VERTICAL CABLE THRU HORIZONTAL TUBE	CT-11 HORIZONTAL CABLE VERTICAL TUBE THRU	CT-12 HORIZONTAL CABLE HORIZONTAL TUBE	CT-13 VERTICAL CABLE DOWN HORIZONTAL TUBE
CT-14 VERTICAL CABLE UP HORIZONTAL TUBE	CT-15 HORIZONTALCABLE VERTICAL TUBE DOWN	CT-16 HORIZONTAL CABLE VERTICAL TUBE UP	CT-17 HORIZONTAL CABLE THRU HORIZONTAL TUBE		

LUG OR BUS BAR TO COPPER TUBE CONNECTIONS

TB-1 SPLICE / HORIZONTAL	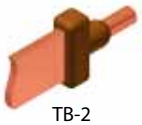 TB-2 SPLICE / HORIZONTAL BAR ON EDGE	TB-3 HORIZONTAL BAR HORIZONTAL TUBE THRU	TB-4 VERTICAL BAR DOWN HORIZONTAL TUBE THRU	TB-5 HORIZONTAL BAR THRU BAR ON EDGE VERTICAL TUBE UP	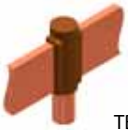 TB-6 HORIZONTAL BAR THRU BAR ON EDGE VERTICAL TUBE DOWN
TB-7 HORIZONTAL BAR THRU BAR ON EDGE HORIZONTAL TUBE	TB-8 VERTICAL BAR THRU HORIZONTAL TUBE	TB-9 HORIZONTAL BAR THRU HORIZONTAL TUBE	TB-11 HORIZONTAL BAR THRU VERTICAL TUBE UP	TB-12 HORIZONTAL BAR THRU VERTICAL TUBE DOWN	

COPPER TUBE TO COPPER TUBE CONNECTIONS

TT-1 SPLICE / HORIZONTAL	TT-2 TEE / HORIZONTAL	TT-3 ELL / HORIZONTAL	TT-4 TEE / VERTICAL TAP DOWN	TT-5 ELL / VERTICAL TAP DOWN	TT-6 ELL / VERTICAL TAP UP
TT-9 TEE / VERTICAL TAP UP	TT-11 TEE / VERTICAL TAP HORIZONTAL	TT-12 CROSS (X) / HORIZONTAL	TT-13 SPLICE / VERTICAL		

SELECTOR CHART

NOTE: **Higlighted** weld types may be found in this catalog. Contact thermOweld® for more information about these and other weld types not listed.

CABLE TO RAIL CONNECTIONS

CX-1
HORIZONTAL CABLE
TO RAIL FILLET

CX-2
HORIZONTAL CABLE THRU
TO RAIL FILLET

CX-3
VERTICAL CABLE DOWN
(FORMED CABLE END)
TO RAIL HEAD

CX-4
HORIZONTAL CABLE
(FORMED CABLE END)
TO WEB OF RAIL

CX-5
HORIZONTAL CABLE
(FORMED CABLE END)
TO RAIL FOOT

CX-6
HORIZONTAL CABLE
(FORMED CABLE END)
TO RAIL HEAD

CX-7
HORIZONTAL CABLE
(FORMED CABLE END)
TO RAIL FOOT

CX-8
HORIZONTAL CABLE
TO RAIL WEB
SPECIFY RIGHT OR LEFT HAND MOLD

CX-10
HORIZONTAL CABLE THRU
TO WEB OF RAIL

CX-11
PARALLEL / HORIZONTAL
CABLE THRU
TO WEB OF RAIL

CX-12
HORIZONTAL CABLE
TO RAIL HEAD

CX-13
HORIZONTAL CABLE
TO RAIL FLANGE

CX-14
HORIZONTAL CABLE
TO RAIL FLANGE

CX-15
HORIZONTAL CABLE
TO HEAD FILLET OF
INVERTED RAIL
SPECIFY RIGHT OR LEFT HAND MOLD

CX-16
HORIZONTAL CABLE THRU
TO HEAD FILLET OF
INVERTED RAIL

CX-17
HORIZONTAL CABLE THRU
TO RAIL HEAD

CX-18
PARALLEL / HORIZONTAL
CABLE THRU
TO WEB OF INVERTED RAIL

VARIOUS RAIL CONNECTIONS

BX-1
HORIZONTAL BAR
TO RAIL FLANGE

BX-2
HORIZONTAL BAR
TO RAIL FLANGE

BX-7
HORIZONTAL BAR
TO RAIL FOOT

BX-13
HORIZONTAL BAR
TO WEB OF RAIL
SPECIFY RIGHT OR LEFT HAND MOLD

RX-1
HORIZONTAL STUD
TO WEB OF RAIL

RX-2
VERTICAL STUD
TO RAIL FOOT

SX-1
SIGNAL SHUNTING

Section 2

Molds for use with AWG Conductors & Bus Bar

Description ..... Page #

2.1 Cable to Cable Connections 31-41

2.2 Cable to Ground Rod Connections 42-48

2.3 CR-18 Wire-to-Ground Kits 49

2.4 Single Shot Connections (Cable to Ground Rod) 50-51

2.5 Ground Rod to Ground Rod Connections 52

2.6 Steel Stud to Steel Connections 52

2.7 Cable to Steel or Cast Iron Connections 53-61

2.8 Cable to Lug Connections & Copper Lugs 62-65

2.9 Prefabricated Lug Bonds 66-67

2.10 Cable to Copper Bus Bar Connections 68-74

2.11 Copper Bus Bar to Copper Bus Bar Connections 75-76

2.12 Copper Bus Bar to Steel Connections 77-78

2.13 Cable to Reinforcing Bar (Rebar) Connections 79-83

2.14 Single Shot Connections (Cable to Rebar) 84-85

Weld Type		Page #
	BB-1	75
	BB-2	76
	BB-3	76
	BS-1	77
	BS-2	77
	BS-3	78
	BS-4	78
	BS-5	78
	CB-1	62
	CB-2	69
	CB-3	71
	CB-4	68
	CB-5	74
	CB-6	70
	CB-7	72
	CB-29	73
	CB-33	65

Weld Type		Page #
	CC-1	33
	CC-2	34-35
	CC-4	36-37
	CC-6	38
	CC-7	39
	CC-11	41
	CC-14	33
	CC-34	40
	CR-1	42-43
	CR-2	44-45
	CR-3	46
	CR-17	47
	CR-18	49
	CR-24	48
	CRE-1	79
	CRE-2	80
	CRE-3	81
	CRE-4	82

Weld Type		Page #
	CRE-6	83
	CS-1	53
	CS-2	54
	CS-3	55-56
	CS-4	59
	CS-5	59
	CS-6	60
	CS-7	61
	CS-8	53
	CS-9	54
	CS-18	60
	CS-23	57-58
	RR-1	52
	RS-1	52
	RS-2	52
	Rebar Single Shots	84
	Single Shots	50

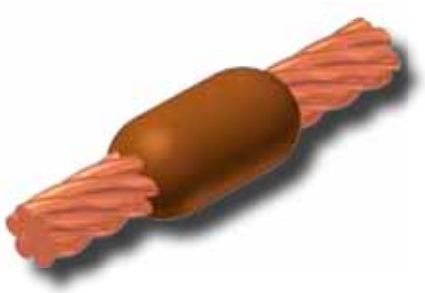

CC-1
TYPE MOLDS
Horizontal End to End
For AWG Conductors

MOLDS FOR AWG CONDUCTORS										
Cable	STANDARD CONNECTION					HEAVY DUTY CONNECTION				
	Mold #	Price Key	Weld Metal*	Handle Clamps	Lead Time	Mold #	Price Key	Weld Metal	Handle Clamps	Lead Time
#8	M-6021	4	15	B-106	2	M-6021-H	4	32	B-106	4
#6	M-200	4	25	B-106	2	M-200-H	4	45	B-106	4
#4	M-201	4	25	B-106	2	M-201-H	4	45	B-106	2
#2	M-203	4	32	B-106	SDS	M-203-H	4	65	B-106	2
#1	M-204	4	32	B-106	4	M-204-H	4	65	B-106	4
1/0	M-205	4	45	B-106	2	M-205-H	4	90	B-106	2
2/0	M-206	4	65	B-106	SDS	M-206-H	4	115	B-106	2
3/0	M-207	4	90	B-106	2	M-207-H	4	150	B-106	2
4/0	M-208	4	90	B-106	SDS	M-208-H	4	150	B-106	2
250 MCM	M-209	4	115	B-106	2	M-209-H	4	200	B-106	2
300 MCM	M-210	4	115	B-106	2	M-210-H	4	200	B-106	2
350 MCM	M-211	4	150	B-106	2	M-211-H	4	250	B-106	2
500 MCM	M-213	4	200	B-106	2	M-213-H	5	2-150	B-107	2
750 MCM	M-214	5	2-150	B-107	2	M-214-H	5	500	B-107	2
1000 MCM	M-215	5	2-200	B-107	2	M-215-H	5	3-250	B-107	4



CC-14
TYPE MOLDS
Horizontal Parallel through Cables
For AWG Conductors

MOLDS FOR AWG CONDUCTORS						
Cable		Mold #	Price Key	Weld Metal	Handle Clamps	Lead Time
Run	Tap					
#8	#8	M-5709	18†	15	40-4565-00	2
#6	#6	M-5618	18†	25	40-4565-00	2

- **For sizes not listed, contact thermOweld®.**
- Molds listed are for concentric stranded cable. Add suffix "-S" to mold number for solid conductors.
- For molds with wear plates, see page 93.
- For expedited service, contact thermOweld®.
- To order weld metal for use with EZ Lite Remote® insert TW before and EZ after weld metal number.
- Required Tools;
  Handle Clamps w/ Flint Ignitor (see chart for correct handles)
  38-0309-00 ~ Flint Ignitor or 38-EZLT-RU ~ EZ Lite Remote®
  † ~ Sold complete with handles
- Other recommended accessories;
  40-0319-01 ~ Mold Cleaner for cartridge sizes #15-#65
  40-0319-03 ~ Mold Cleaner for cartridge sizes #90-#500
  38-3922-00 ~ Mold Cleaning Brush
  38-0135-00 ~ Cable Cleaning Brush
  38-0330-00 ~ Cable Clamp

CC-2

TYPE MOLDS

Horizontal Cable Tap to Horizontal Cable Run

For AWG Conductors



MOLDS FOR AWG CONDUCTORS

Cable		STANDARD CONNECTION					HEAVY DUTY CONNECTION				
Run	Tap	Mold #	Price Key	Weld Metal	Handle Clamps	Lead Time	Mold #	Price Key	Weld Metal	Handle Clamps	Lead Time
#6	#6	M-5072	4	32	B-106	2	M-5072-H	4	45	B-106	4
#4	#4	M-221	4	32	B-106	SDS	M-221-H	4	65	B-106	2
#2	#2	M-223	4	45	B-106	SDS	M-223-H	4	65	B-106	2
	#4	M-224	4	45	B-106	2	M-224-H	4	65	B-106	4
#1	#1	M-225	4	45	B-106	2	M-225-H	4	65	B-106	4
	#2	M-226	4	45	B-106	2	M-226-H	4	65	B-106	4
	#4	M-227	4	45	B-106	2	M-227-H	4	65	B-106	4
1/0	1/0	M-228	4	90	B-106	SDS	M-228-H	4	90	B-106	2
	#1	M-229	4	45	B-106	2	M-229-H	4	90	B-106	4
	#2	M-230	4	45	B-106	2	M-230-H	4	90	B-106	2
	#4	M-231	4	45	B-106	2	M-231-H	4	65	B-106	2
2/0	2/0	M-232	4	90	B-106	SDS	M-232-H	4	115	B-106	2
	1/0	M-233	4	90	B-106	2	M-233-H	4	115	B-106	2
	#1	M-234	4	45	B-106	2	M-234-H	4	90	B-106	2
	#2	M-235	4	45	B-106	SDS	M-235-H	4	90	B-106	2
	#4	M-5475	4	45	B-106	2	M-5475-H	4	65	B-106	2
3/0	3/0	M-236	4	115	B-106	SDS	M-236-H	4	200	B-106	2
	2/0	M-237	4	90	B-106	2	M-237-H	4	150	B-106	2
	1/0	M-238	4	90	B-106	2	M-238-H	4	150	B-106	4
	#1	M-239	4	45	B-106	2	M-239-H	4	90	B-106	4
	#2	M-240	4	45	B-106	2	M-240-H	4	90	B-106	4
	#4	M-5574	4	45	B-106	2	M-5574-H	4	65	B-106	2
4/0	4/0	M-241	4	150	B-106	SDS	M-241-H	4	250	B-106	2
	3/0	M-242	4	115	B-106	2	M-242-H	4	200	B-106	4
	2/0	M-243	4	90	B-106	SDS	M-243-H	4	150	B-106	2
	1/0	M-244	4	90	B-106	2	M-244-H	4	150	B-106	2
	#1	M-245	4	90	B-106	2	M-245-H	4	150	B-106	2
	#2	M-246	4	90	B-106	SDS	M-246-H	4	150	B-106	2
	#4	M-5021	4	90	B-106	2	M-5021-H	4	150	B-106	2
250 MCM	250 MCM	M-247	4	150	B-106	SDS	M-247-H	4	250	B-106	2
	4/0	M-248	4	150	B-106	2	M-248-H	4	250	B-106	2
	3/0	M-249	4	150	B-106	2	M-249-H	4	250	B-106	4
	2/0	M-250	4	90	B-106	2	M-250-H	4	150	B-106	2
	1/0	M-251	4	90	B-106	2	M-251-H	4	150	B-106	4
	#1	M-252	4	90	B-106	2	M-252-H	4	150	B-106	4
	#2	M-253	4	90	B-106	2	M-253-H	4	150	B-106	4

- **For sizes not listed, contact thermOweld®.**
- Molds listed are for concentric stranded cable. Add suffix "-S" to mold number for solid conductors.
- For molds with wear plates, see page 93 .
- For expedited service, contact thermOweld®.
- Required Tools;
  Handle Clamps w/ Flint Ignitor (see chart for correct handles)
  38-0309-00 ~ Flint Ignitor or 38-EZLT-RU ~ EZ Lite Remote®
  † ~ Sold complete with handles
- Other recommended accessories;
  40-0319-01 ~ Mold Cleaner for cartridge sizes #15-#65
  40-0319-03 ~ Mold Cleaner for cartridge sizes #90-#500
  38-3922-00 ~ Mold Cleaning Brush
  38-0135-00 ~ Cable Cleaning Brush
  38-0330-00 ~ Cable Clamp

CC-2

TYPE MOLDS

Horizontal Cable Tap to Horizontal Cable Run

For AWG Conductors

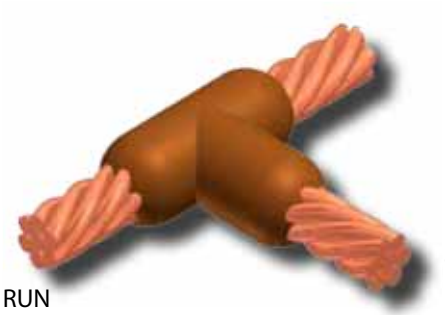

MOLDS FOR AWG CONDUCTORS

Cable		STANDARD CONNECTION					HEAVY DUTY CONNECTION				
Run	Tap	Mold #	Price Key	Weld Metal	Handle Clamps	Lead Time	Mold #	Price Key	Weld Metal	Handle Clamps	Lead Time
300 MCM	300 MCM	M-254	4	200	B-106	2	M-254-H	5	2-150	B-107	2
	250 MCM	M-255	4	150	B-106	2	M-255-H	4	250	B-106	4
	4/0	M-256	4	150	B-106	2	M-256-H	4	250	B-106	4
	3/0	M-257	4	150	B-106	2	M-257-H	4	250	B-106	4
	2/0	M-258	4	90	B-106	2	M-258-H	4	150	B-106	4
	1/0	M-259	4	90	B-106	2	M-259-H	4	150	B-106	4
	#1	M-260	4	90	B-106	2	M-260-H	4	150	B-106	4
	#2	M-261	4	90	B-106	2	M-261-H	4	150	B-106	4
350 MCM	350 MCM	M-262	4	200	B-106	2	M-262-H	5	2-150	B-107	4
	300 MCM	M-263	4	200	B-106	2	M-263-H	5	2-150	B-107	4
	250 MCM	M-264	4	200	B-106	2	M-264-H	5	2-150	B-107	4
	4/0	M-265	4	150	B-106	2	M-265-H	4	250	B-106	2
	3/0	M-266	4	150	B-106	2	M-266-H	4	250	B-106	4
	2/0	M-267	4	90	B-106	2	M-267-H	4	150	B-106	4
	1/0	M-268	4	90	B-106	2	M-268-H	4	150	B-106	2
	#1	M-269	4	90	B-106	2	M-269-H	4	150	B-106	4
	#2	M-270	4	90	B-106	2	M-270-H	4	150	B-106	4
500 MCM	500 MCM	M-280	4	2-150	B-106	SDS	M-280-H	5	500	B-107	2
	350 MCM	M-282	4	200	B-106	2	M-282-H	5	2-150	B-107	4
	300 MCM	M-283	4	200	B-106	2	M-283-H	5	2-150	B-107	4
	250 MCM	M-284	4	200	B-106	2	M-284-H	5	2-150	B-107	2
	4/0	M-285	4	150	B-106	2	M-285-H	4	250	B-106	2
	2/0	M-286	4	90	B-106	2	M-286-H	4	150	B-106	2
	1/0	M-287	4	90	B-106	2	M-287-H	4	150	B-106	2
	#1	M-288	4	90	B-106	2	M-288-H	4	150	B-106	4
	#2	M-289	4	90	B-106	2	M-289-H	4	150	B-106	2
750 MCM	750 MCM	M-290	5	500	B-107	2	M-290-H	5	3-250	B-107	2
	500 MCM	M-291	5	2-200	B-107	2	M-291-H	5	3-200	B-107	4
	350 MCM	M-293	4	250	B-106	2	M-293-H	5	2-200	B-107	4
	300 MCM	M-294	4	200	B-106	2	M-294-H	5	2-150	B-107	4
	250 MCM	M-295	4	200	B-106	2	M-295-H	5	2-150	B-107	4
	4/0	M-296	4	150	B-106	2	M-296-H	4	250	B-106	4
	2/0	M-297	4	150	B-106	2	M-297-H	4	250	B-106	4
	1/0	M-298	4	150	B-106	2	M-298-H	4	250	B-106	4

- **For sizes not listed, contact thermOweld®.**
- Molds listed are for concentric stranded cable. Add suffix "-S" to mold number for solid conductors.
- For molds with wear plates, see page 93.
- For expedited service, contact thermOweld®.
- To order weld metal for use with EZ Lite Remote® insert TW before and EZ after weld metal number.
- Required Tools;
  Handle Clamps w/ Flint Ignitor (see chart for correct handles)
  38-0309-00 ~ Flint Ignitor or 38-EZLT-RU EZ Lite Remote®
  † ~ Sold complete with handles
- Other recommended accessories;
  40-0319-01 ~ Mold Cleaner for cartridge sizes #15-#65
  40-0319-03 ~ Mold Cleaner for cartridge sizes #90-#500
  38-3922-00 ~ Mold Cleaning Brush
  38-0135-00 ~ Cable Cleaning Brush
  38-0330-00 ~ Cable Clamp

CC-4

TYPE MOLDS

Horizontal to Horizontal Cable Cross

For AWG Conductors

Tap cable is cut

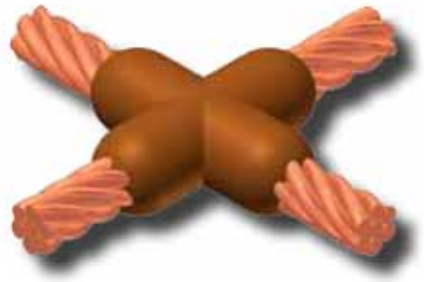

MOLDS FOR AWG CONDUCTORS											
Cable		STANDARD CONNECTION					HEAVY DUTY CONNECTION				
Run	Tap	Mold #	Price Key	Weld Metal	Handle Clamps	Lead Time	Mold #	Price Key	Weld Metal	Handle Clamps	Lead Time
#6	#6	M-5001	4	32	B-106	2	M-5001-H	4	65	B-106	4
#4	#4	M-423	4	45	B-106	2	M-423-H	4	65	B-106	2
#2	#2	M-425	4	65	B-106	2	M-425-H	4	90	B-106	4
	#4	M-426	4	65	B-106	2	M-426-H	4	90	B-106	4
#1	#1	M-427	4	65	B-106	2	M-427-H	4	115	B-106	4
	#2	M-428	4	65	B-106	2	M-428-H	4	115	B-106	4
	#4	M-429	4	65	B-106	4	M-429-H	4	115	B-106	4
1/0	1/0	M-430	4	90	B-106	2	M-430-H	4	150	B-106	2
	#1	M-431	4	90	B-106	4	M-431-H	4	150	B-106	4
	#2	M-432	4	90	B-106	2	M-432-H	4	150	B-106	4
	#4	M-433	4	90	B-106	2	M-433-H	4	150	B-106	2
2/0	2/0	M-434	4	115	B-106	SDS	M-434-H	4	200	B-106	2
	1/0	M-435	4	115	B-106	2	M-435-H	4	200	B-106	2
	#1	M-436	4	115	B-106	4	M-436-H	4	200	B-106	4
	#2	M-437	4	115	B-106	2	M-437-H	4	150	B-106	4
3/0	3/0	M-438	4	150	B-106	2	M-438-H	4	250	B-106	2
	2/0	M-439	4	150	B-106	2	M-439-H	4	250	B-106	4
	1/0	M-440	4	115	B-106	2	M-440-H	4	200	B-106	4
	#1	M-441	4	115	B-106	2	M-441-H	4	200	B-106	4
	#2	M-442	4	115	B-106	2	M-442-H	4	200	B-106	4
4/0	4/0	M-443	4	200	B-106	SDS	M-443-H	5	2-150	B-107	2
	3/0	M-444	4	200	B-106	2	M-444-H	5	2-150	B-107	4
	2/0	M-445	4	150	B-106	2	M-445-H	4	250	B-106	2
	1/0	M-446	4	150	B-106	2	M-446-H	4	250	B-106	4
	#1	M-447	4	115	B-106	2	M-447-H	4	200	B-106	4
	#2	M-448	4	115	B-106	2	M-448-H	4	200	B-106	4
250 MCM	250 MCM	M-449	4	200	B-106	2	M-449-H	5	2-150	B-107	4
	4/0	M-450	4	200	B-106	2	M-450-H	5	2-150	B-107	4
	3/0	M-451	4	200	B-106	2	M-451-H	5	2-150	B-107	4
	2/0	M-452	4	150	B-106	2	M-452-H	4	250	B-106	4
	1/0	M-453	4	150	B-106	2	M-453-H	4	250	B-106	4
	#1	M-454	4	115	B-106	4	M-454-H	4	200	B-106	4
	#2	M-455	4	115	B-106	2	M-455-H	4	200	B-106	4

- **For sizes not listed, contact thermOweld®.**
- Molds listed are for concentric stranded cable. Add suffix "-S" to mold number for solid conductors.
- For expedited service, contact thermOweld®.
- To order weld metal for use with EZ Lite Remote® insert TW before and EZ after weld metal number.
- Required Tools;
  Handle Clamps w/ Flint Ignitor (see chart for correct handles)
  38-0309-00 ~ Flint Ignitor or 38-EZLT-RU EZ Lite Remote®
- Other recommended accessories;
  40-0319-01 ~ Mold Cleaner for cartridge sizes #15-#65
  40-0319-03 ~ Mold Cleaner for cartridge sizes #90-#500
  38-3922-00 ~ Mold Cleaning Brush
  38-0135-00 ~ Cable Cleaning Brush
  38-0330-00 ~ Cable Clamp

CC-4

TYPE MOLDS

Horizontal to Horizontal Cable Cross

For AWG Conductors

Tap cable is cut

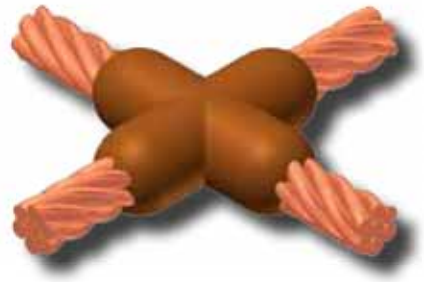

MOLDS FOR AWG CONDUCTORS

Cable		STANDARD CONNECTION					HEAVY DUTY CONNECTION				
Run	Tap	Mold #	Price Key	Weld Metal	Handle Clamps	Lead Time	Mold #	Price Key	Weld Metal	Handle Clamps	Lead Time
300 MCM	300 MCM	M-456	4	250	B-106	2	M-456-H	5	2-200	B-107	4
	250 MCM	M-457	4	250	B-106	4	M-457-H	5	2-200	B-107	4
	4/0	M-458	4	200	B-106	4	M-458-H	5	2-150	B-107	4
	3/0	M-459	4	200	B-106	2	M-459-H	5	2-150	B-107	4
	2/0	M-460	4	150	B-106	4	M-460-H	4	250	B-106	4
	1/0	M-461	4	150	B-106	4	M-461-H	4	250	B-106	4
	#1	M-462	4	115	B-106	4	M-462-H	4	200	B-106	4
	#2	M-463	4	115	B-106	2	M-463-H	4	200	B-106	4
350 MCM	350 MCM	M-464	4	250	B-106	2	M-464-H	5	2-200	B-107	4
	300 MCM	M-465	4	250	B-106	4	M-465-H	5	2-200	B-107	4
	250 MCM	M-466	4	250	B-106	2	M-466-H	5	2-200	B-107	4
	4/0	M-467	4	200	B-106	2	M-467-H	5	2-150	B-107	4
	3/0	M-468	4	200	B-106	4	M-468-H	5	2-150	B-107	4
	2/0	M-469	4	200	B-106	2	M-469-H	5	2-150	B-107	2
	1/0	M-470	4	200	B-106	4	M-470-H	5	2-150	B-107	4
	#1	M-471	4	150	B-106	4	M-471-H	4	250	B-106	4
	#2	M-472	4	150	B-106	4	M-472-H	4	250	B-106	4
500 MCM	500 MCM	M-483	5	500	B-107	2	M-483-H	5	3-250	B-107	2
	350 MCM	M-485	5	2-200	B-107	4	M-485-H	5	3-200	B-107	4
	300 MCM	M-486	5	2-200	B-107	2	M-486-H	5	3-200	B-107	4
	250 MCM	M-487	5	2-150	B-107	4	M-487-H	5	500	B-107	4
	4/0	M-488	5	2-150	B-107	2	M-488-H	5	500	B-107	2
	3/0	M-489	5	2-150	B-107	4	M-489-H	5	500	B-107	4
	2/0	M-490	4	250	B-106	2	M-490-H	5	2-200	B-107	4
	1/0	M-491	4	250	B-106	2	M-491-H	5	2-200	B-107	4
	#1	M-492	4	200	B-106	4	M-492-H	5	2-150	B-107	4
	#2	M-493	4	200	B-106	2	M-493-H	5	2-150	B-107	2

- **For sizes not listed, contact thermOweld®.**
- Molds listed are for concentric stranded cable. Add suffix "-S" to mold number for solid conductors.
- For expedited service, contact thermOweld®.
- To order weld metal for use with EZ Lite Remote® insert TW before and EZ after weld metal number.
- Required Tools;
  Handle Clamps w/ Flint Ignitor (see chart for correct handles)
  38-0309-00 ~ Flint Ignitor or 38-EZLT-RU EZ Lite Remote®
- Other recommended accessories;
  40-0319-01 ~ Mold Cleaner for cartridge sizes #15-#65
  40-0319-03 ~ Mold Cleaner for cartridge sizes #90-#500
  38-3922-00 ~ Mold Cleaning Brush
  38-0135-00 ~ Cable Cleaning Brush
  38-0330-00 ~ Cable Clamp

CC-6

TYPE MOLDS

Horizontal Parallel Tap

For AWG Conductors

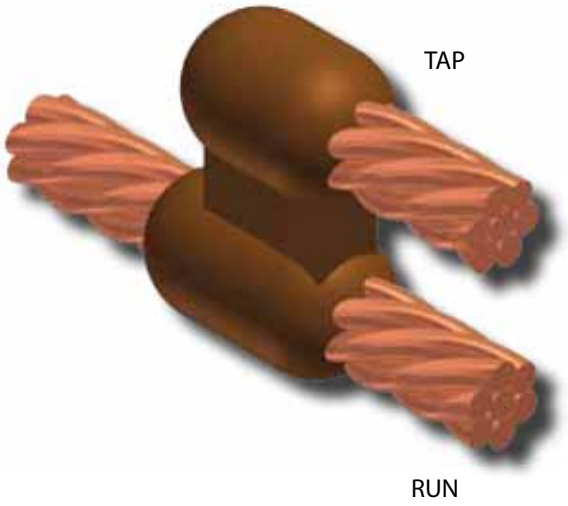

MOLDS FOR AWG CONDUCTORS						
Cable		Mold #	Price Key	Weld Metal	Handle Clamps	Lead Time
Run	Tap					
#6 Sol	#6 Sol	M-1270	4	25	B-106	2
#6	#6	M-1271	4	25	B-106	2
#4	#4	M-1272	4	32	B-106	2
	#6	M-1273	4	32	B-106	2
	#6 Sol	M-1274	4	32	B-106	4
	#8 Sol	M-1275	4	32	B-106	2
#2	#2	M-1276	4	65	B-106	2
	#4	M-1277	4	45	B-106	4
	#6	M-1278	4	32	B-106	2
	#6 Sol	M-1279	4	32	B-106	2
	#8 Sol	M-1280	4	32	B-106	2
#1	#1	M-1281	4	65	B-106	2
	#2	M-1282	4	65	B-106	2
	#4	M-1283	4	45	B-106	4
	#6	M-1284	4	45	B-106	4
	#6 Sol	M-1285	4	45	B-106	4
	#8 Sol	M-1286	4	46	B-106	4
1/0	1/0	M-1287	4	90	B-106	2
	#1	M-1288	4	90	B-106	4
	#2	M-1289	4	65	B-106	2
	#4	M-1290	4	65	B-106	2
	#6	M-1291	4	45	B-106	2
	#6 Sol	M-1292	4	45	B-106	2
	#8 Sol	M-1293	4	45	B-106	4
2/0	2/0	M-1294	4	115	B-106	2
	1/0	M-1295	4	115	B-106	2
	#1	M-1296	4	90	B-106	4
	#2	M-1297	4	90	B-106	2
	#4	M-1298	4	65	B-106	2
	#6	M-1299	4	65	B-106	2
	#6 Sol	M-1300	4	65	B-106	2
	#8 Sol	M-1301	4	65	B-106	2
4/0	4/0	M-1302	4	150	B-106	2
	2/0	M-1303	4	115	B-106	2
	1/0	M-1304	4	115	B-106	2
	#1	M-1305	4	115	B-106	2
	#2	M-1306	4	115	B-106	2
	#4	M-1307	4	90	B-106	2
	#6	M-1308	4	90	B-106	2
	#6 Sol	M-1309	4	90	B-106	2
	#8 Sol	M-1310	4	90	B-106	2

- **For sizes not listed, contact thermOweld®.**
- Molds listed are for concentric stranded cable. Add suffix "-S" to mold number for solid conductors.
- For heavy duty connections, contact thermOweld®.
- For molds with wear plates, see page 93.
- For expedited service, contact thermOweld®.
- To order weld metal for use with EZ Lite Remote® insert TW before and EZ after weld metal number.
- Required Tools;
  Handle Clamps w/ Flint Ignitor (see chart for correct handles)
  38-0309-00 ~ Flint Ignitor or 38-EZLT-RU EZ Lite Remote®
- Other recommended accessories;
  40-0319-01 ~ Mold Cleaner for cartridge sizes #15-#65
  40-0319-03 ~ Mold Cleaner for cartridge sizes #90-#500
  38-3922-00 ~ Mold Cleaning Brush
  38-0135-00 ~ Cable Cleaning Brush
  38-0330-00 ~ Cable Clamp

CC-7

TYPE MOLDS

Horizontal Parallel through Cables

For AWG Conductors

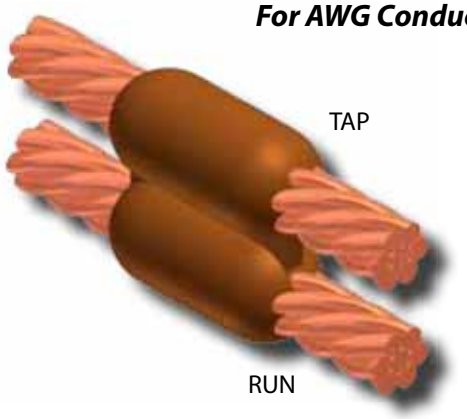

MOLDS FOR AWG CONDUCTORS						
Cable		Mold #	Price Key	Weld Metal	Handle Clamps	Lead Time
Run	Tap					
#6	#6	M-5965	4	25	B-106	2
#4	#4	M-1311	4	32	B-106	2
	#6	M-5627	4	32	B-106	2
	#6 Sol	M-8882	4	32	B-106	2
	#8	M-5629	4	32	B-106	4
	#8 Sol	M-5630	4	32	B-106	4
#2	#2	M-1313	4	65	B-106	2
	#2 Sol	M-1313-S	4	65	B-106	SDS
	#4	M-1314	4	65	B-106	2
	#6	M-5631	4	45	B-106	2
	#6 Sol	M-5632	4	45	B-106	2
	#8	M-5634	4	45	B-106	2
	#8 Sol	M-5635	4	45	B-106	4
#1	#1	M-1315	4	65	B-106	2
	#2	M-1316	4	65	B-106	2
	#4	M-1317	4	65	B-106	4
	#6	M-5636	4	65	B-106	4
	#6 Sol	M-5637	4	65	B-106	4
	#8	M-5638	4	45	B-106	4
	#8 Sol	M-5639	4	45	B-106	4
1/0	1/0	M-1318	4	90	B-106	2
	#1	M-1319	4	65	B-106	4
	#2	M-1320	4	65	B-106	2
	#4	M-1321	4	65	B-106	2
	#6	M-5642	4	65	B-106	2
	#6 Sol	M-1208	4	65	B-106	2
	#8	M-5644	4	65	B-106	4
	#8 Sol	M-5645	4	65	B-106	2
2/0	2/0	M-1322	4	115	B-106	SDS
	1/0	M-1323	4	115	B-106	2
	#1	M-1324	4	90	B-106	2
	#2	M-1325	4	90	B-106	2
	#4	M-5659	4	90	B-106	2
	#6	M-5342	4	90	B-106	2
	#6 Sol	M-5652	4	90	B-106	2
	#8	M-5668	4	65	B-106	4
	#8 Sol	M-5943	4	65	B-106	2
4/0	4/0	M-1331	4	200	B-106	SDS
	3/0	M-1332	4	200	B-106	2
	2/0	M-1333	4	150	B-106	2
	1/0	M-1334	4	150	B-106	2
	#1	M-1335	4	150	B-106	2
	#2	M-1336	4	150	B-106	2
	#4	M-5340	4	150	B-106	2
	#6	M-5684	4	90	B-106	2
	#6 Sol	M-6552	4	90	B-106	2
	#8	M-5686	4	90	B-106	4
	#8 Sol	M-5688	4	90	B-106	2
250 MCM	250 MCM	M-1337	4	250	B-106	2
	4/0	M-1338	4	200	B-106	2
	2/0	M-1340	4	150	B-106	2
	1/0	M-1341	4	150	B-106	2
	#1	M-1342	4	150	B-106	4
	#2	M-1343	4	150	B-106	2

MOLDS FOR AWG CONDUCTORS						
Cable		Mold #	Price Key	Weld Metal	Handle Clamps	Lead Time
Run	Tap					
300 MCM	300 MCM	M-1344	5	2-150	B-107	2
	250 MCM	M-1345	4	250	B-106	4
	4/0	M-1346	4	200	B-106	2
	2/0	M-1348	4	150	B-106	4
	1/0	M-1349	4	150	B-106	2
	#1	M-1350	4	150	B-106	4
	#2	M-1351	4	150	B-106	4
350 MCM	350 MCM	M-1352	5	2-150	B-107	2
	300 MCM	M-1353	5	2-150	B-107	2
	250 MCM	M-1354	4	250	B-106	2
	4/0	M-1355	4	200	B-106	2
	2/0	M-1357	4	150	B-106	4
	1/0	M-1358	4	150	B-106	4
	#1	M-1359	4	150	B-106	4
	#2	M-1360	4	150	B-106	2
500 MCM	500 MCM	M-1371	5	2-200	B-107	2
	350 MCM	M-1373	5	2-150	B-107	2
	300 MCM	M-1374	5	2-150	B-107	2
	250 MCM	M-1375	4	250	B-106	2
	4/0	M-1376	4	200	B-106	2
	2/0	M-1378	4	150	B-106	2
	1/0	M-1379	4	150	B-106	2
	#1	M-1380	4	150	B-106	4
	#2	M-1381	4	150	B-106	2

- **For sizes not listed, contact thermOweld®.**
- Molds listed are for concentric stranded cable. Add suffix "-S" to mold number for solid conductors.
- For heavy duty connections, contact thermOweld®.
- For molds with wear plates, see page 93.
- For expedited service, contact thermOweld®.
- To order weld metal for use with EZ Lite Remote® insert TW before and EZ after weld metal number.
- Required Tools;
  Handle Clamps w/ Flint Ignitor (see chart for correct handles)
  38-0309-00 ~ Flint Ignitor or 38-EZLT-RU EZ Lite Remote®
- Other recommended accessories;
  40-0319-01 ~ Mold Cleaner for cartridge sizes #15-#65
  40-0319-03 ~ Mold Cleaner for cartridge sizes #90-#500
  38-3922-00 ~ Mold Cleaning Brush
  38-0135-00 ~ Cable Cleaning Brush
  38-0330-00 ~ Cable Clamp

CC-34

TYPE MOLDS

Vertical Parallel through Cables

For AWG Conductors

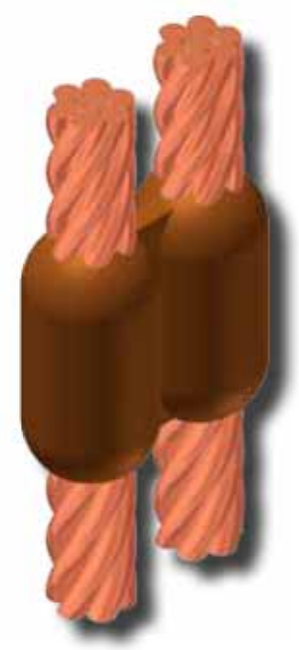

TAP is the cable that is closest to the crucible

RUN is the cable that is farthest from the crucible

MOLDS FOR AWG CONDUCTORS						
Cable		Mold #	Price Key	Weld Metal	Handle Clamps	Lead Time
Run	Tap					
#6	#6	M-7379	17	32	B-106	4
#4	#4	M-10500	17	65	B-106	4
	#6	M-10501	17	65	B-106	4
	#6 Sol	M-10502	17	45	B-106	4
#2	#2	M-7304	17	90	B-106	2
	#2 Sol	M-7277	17	90	B-106	2
	#4	M-10503	17	90	B-106	4
#1	#1	M-10504	17	115	B-106	4
	#2	M-10505	17	90	B-106	4
	#2 Sol	M-10506	17	90	B-106	4
	#4	M-10507	17	90	B-106	4
1/0	1/0	M-5	17	150	B-106	2
	#1	M-10508	17	115	B-106	4
	#2	M-10509	17	115	B-106	4
	#2 Sol	M-10510	17	115	B-106	4
	#4	M-10511	17	115	B-106	4
2/0	2/0	M-6494	17	150	B-106	2
	1/0	M-10512	17	150	B-106	4
	#1	M-10513	17	150	B-106	4
	#2	M-10514	17	150	B-106	4
	#2 Sol	M-6683	17	150	B-106	2
	#4	M-10515	17	115	B-106	4
4/0	4/0	M-6596	6	2-200	B-107	2
	2/0	M-7050	17	250	B-106	2
	1/0	M-6716	17	250	B-106	2
	#1	M-10517	17	250	B-106	4
	#2	M-10518	17	200	B-106	4
	#2 Sol	M-10519	17	200	B-106	4
250 MCM	250 MCM	M-10520	6	500	B-107	4
500 MCM	500 MCM	M-6915	8	3-250	B-107	2

- **For sizes not listed, contact thermOweld®.**
- Molds listed are for concentric stranded cable. Add suffix "-S" to mold number for solid conductors.
- For heavy duty connections, contact thermOweld®.
- For expedited service, contact thermOweld®.
- To order weld metal for use with EZ Lite Remote® insert TW before and EZ after weld metal number.
- Required Tools;
  Handle Clamps w/ Flint Ignitor (see chart for correct handles)
  38-0309-00 ~ Flint Ignitor or 38-EZLT-RU EZ Lite Remote®
- Other recommended accessories;
  40-0319-01 ~ Mold Cleaner for cartridge sizes #15-#65
  40-0319-03 ~ Mold Cleaner for cartridge sizes #90-#500
  38-3922-00 ~ Mold Cleaning Brush
  38-0135-00 ~ Cable Cleaning Brush
  38-0330-00 ~ Cable Clamp

CC-11

TYPE MOLDS

Horizontal to Horizontal Cable Cross (Uncut)

For AWG Conductors

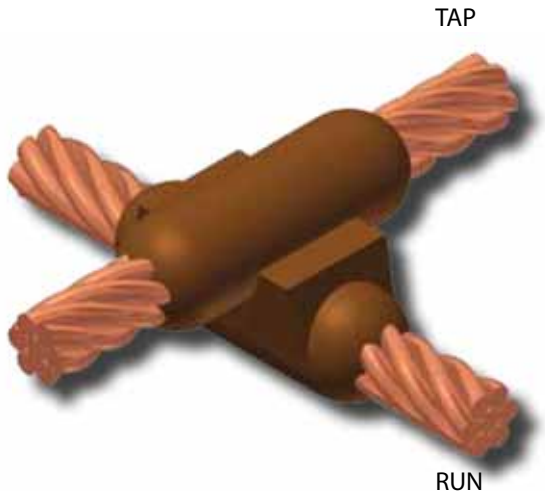

MOLDS FOR AWG CONDUCTORS						
Cable		Mold #	Price Key	Weld Metal	Handle Clamps	Lead Time
Run	Tap					
#6	#6	M-6057	4	45	B-106	2
#4	#4	M-2687	4	65	B-106	2
#2	#2	M-2689	4	90	B-106	2
	#4	M-2690	4	65	B-106	2
#1	#1	M-2691	4	115	B-106	2
	#2	M-2692	4	90	B-106	4
	#4	M-2693	4	90	B-106	4
1/0	1/0	M-2694	22	150	B-106	2
	#1	M-2695	22	150	B-106	2
	#2	M-2696	22	115	B-106	2
	#4	M-2697	22	115	B-106	2
2/0	2/0	M-2698	22	200	B-106	2
	1/0	M-2699	22	200	B-106	2
	#1	M-2700	22	150	B-106	4
	#2	M-2701	22	150	B-106	2
3/0	3/0	M-2702	22	250	B-106	2
	2/0	M-2703	22	200	B-106	4
	1/0	M-2704	22	200	B-106	2
	#1	M-2705	22	150	B-106	2
	#2	M-2706	22	150	B-106	4
4/0	4/0	M-2707	22	250	B-106	SDS
	3/0	M-2708	22	250	B-106	2
	2/0	M-2709	22	200	B-106	2
	1/0	M-2710	22	200	B-106	2
	#1	M-2711	22	150	B-106	4
	#2	M-2712	22	150	B-106	2
250 MCM	250 MCM	M-2713	22	2-150	B-106	2
	4/0	M-2714	22	2-150	B-106	2
	3/0	M-2715	22	2-150	B-106	4
	2/0	M-2716	22	250	B-106	2
	1/0	M-2717	22	150	B-106	2
	#1	M-2718	22	200	B-106	4
	#2	M-2719	22	150	B-106	4
500 MCM	500 MCM	M-2747	23	3-250	B-107	2
	250 MCM	M-2751	23	500	B-107	4
	4/0	M-2752	23	500	B-107	2
	3/0	M-2753	23	500	B-107	4
	2/0	M-2754	23	2-200	B-107	2
	1/0	M-2755	22	2-150	B-106	2
	#1	M-2756	22	250	B-106	4
	#2	M-2757	22	250	B-106	4

- **For sizes not listed, contact thermOweld®.**
- Molds listed are for concentric stranded cable. Add suffix "-S" to mold number for solid conductors.
- For heavy duty connections, contact thermOweld®.
- For molds with wear plates, see page 93.
- For expedited service, contact thermOweld®.
- To order weld metal for use with EZ Lite Remote® insert TW before and EZ after weld metal number.
- Required Tools;
  Handle Clamps w/ Flint Ignitor (see chart for correct handles)
  38-0309-00 ~ Flint Ignitor or 38-EZLT-RU EZ Lite Remote®
- Other recommended accessories;
  40-0319-01 ~ Mold Cleaner for cartridge sizes #15-#65
  40-0319-03 ~ Mold Cleaner for cartridge sizes #90-#500
  38-3922-00 ~ Mold Cleaning Brush
  38-0135-00 ~ Cable Cleaning Brush
  38-0330-00 ~ Cable Clamp

CR-1

TYPE MOLDS

Horizontal Cable Terminal to Ground Rod

For AWG Conductors

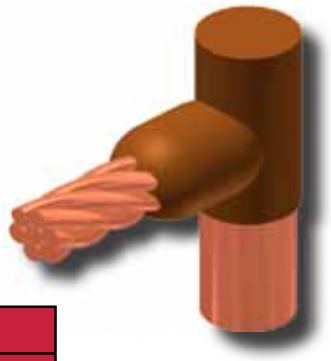

MOLDS FOR AWG CONDUCTORS

Ground Rod Size	Cable Size	STANDARD MOLD					HEAVY DUTY CONNECTION				
		Mold #	Price Key	Weld Metal	Handle Clamps	Lead Time	Mold #	Price Key	Weld Metal	Handle Clamps	Lead Time
1/2"	#6	M-5858	4	45	B-106	2	M-5858-H	4	65	B-106	4
	#4	M-6448	4	65	B-106	2	M-6448-H	4	90	B-106	4
	#2	M-495	4	65	B-106	2	M-495-H	4	90	B-106	4
	#1	M-496	4	65	B-106	4	M-496-H	4	90	B-106	4
	1/0	M-497	4	90	B-106	2	M-497-H	4	115	B-106	4
	2/0	M-498	4	90	B-106	2	M-498-H	4	115	B-106	4
	3/0	M-499	4	90	B-106	2	M-499-H	4	150	B-106	4
	4/0	M-500	4	90	B-106	2	M-500-H	4	150	B-106	2
	250 MCM	M-501	4	90	B-106	2	M-501-H	4	150	B-106	4
	300 MCM	M-502	4	90	B-106	2	M-502-H	4	150	B-106	4
5/8"	#6	M-5799	4	45	B-106	2	M-5799-H	4	65	B-106	4
	#4	M-5197	4	65	B-106	2	M-5197-H	4	90	B-106	4
	#2	M-503	4	65	B-106	2	M-503-H	4	90	B-106	2
	#2 Sol	M-503-S	4	65	B-106	SDS	M-503HS	4	90	B-106	2
	#1	M-504	4	65	B-106	2	M-504-H	4	90	B-106	4
	1/0	M-505	4	90	B-106	2	M-505-H	4	115	B-106	2
	2/0	M-506	4	90	B-106	SDS	M-506-H	4	115	B-106	2
	3/0	M-507	4	90	B-106	2	M-507-H	4	150	B-106	2
	4/0	M-508	4	90	B-106	SDS	M-508-H	4	150	B-106	2
	250 MCM	M-509	4	90	B-106	2	M-509-H	4	150	B-106	4
	300 MCM	M-510	4	115	B-106	2	M-510-H	4	200	B-106	4
	350 MCM	M-511	4	115	B-106	2	M-511-H	4	200	B-106	4
	500 MCM	M-513	4	150	B-106	2	M-513-H	4	250	B-106	4

- **For sizes not listed, contact thermOweld®.**
- Molds listed are for concentric stranded cable. Add suffix "-S" to mold number for solid conductors.
- Molds listed are for copper clad ground rods. For welding to steel, stainless steel or galvanized steel ground rods add suffix "-N" to mold number.
- For molds with wear plates, see page 93.
- For expedited service, contact thermOweld®.
- To order weld metal for use with EZ Lite Remote® insert TW before and EZ after weld metal number.
- Required Tools;
  Handle Clamps w/ Flint Ignitor (see chart for correct handles)
  38-0309-00 ~ Flint Ignitor or 38-EZLT-RU EZ Lite Remote®
- Other recommended accessories;
  40-0319-01 ~ Mold Cleaner for cartridge sizes #15-#65
  40-0319-03 ~ Mold Cleaner for cartridge sizes #90-#500
  38-3922-00 ~ Mold Cleaning Brush
  38-0135-00 ~ Cable Cleaning Brush
  38-0330-00 ~ Cable Clamp

NOTES

1. Molds listed are for copper clad steel ground rods: ½" rods are 0.475" diameter, 5/8" rods are 0.563" diameter, ¾" rods are 0.682" diameter, and 1" rods are 0.914" diameter.
2. Molds are available for galvanized steel, stainless steel, and solid copper rods that are sold by actual diameter. The suffix "-N" is added to the mold number, i.e. M-XXX-N is for full sized rods.
3. Molds are available for sectional/threaded copper clad steel ground rods. The suffix "-T" is added to the mold number, i.e. M-XXX-T is for a sectional/threaded ground rod.

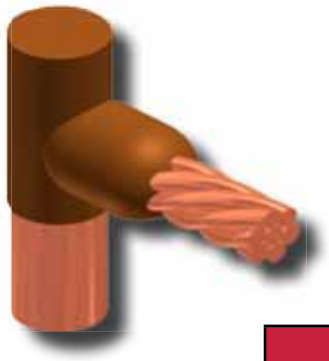

CR-1
TYPE MOLDS
Horizontal Cable Terminal to Ground Rod
For AWG Conductors

MOLDS FOR AWG CONDUCTORS											
Ground Rod Size	Cable Size	STANDARD MOLD					HEAVY DUTY CONNECTION				
		Mold #	Price Key	Weld Metal	Handle Clamps	Lead Time	Mold #	Price Key	Weld Metal	Handle Clamps	Lead Time
3/4"	#6	M-5878	4	45	B-106	2	M-5878-H	4	65	B-106	2
	#4	M-5593	4	90	B-106	2	M-5593-H	4	115	B-106	4
	#2	M-5781	4	90	B-106	2	M-5781-H	4	115	B-106	2
	#1	M-514	4	90	B-106	2	M-514-H	4	115	B-106	4
	1/0	M-515	4	90	B-106	2	M-515-H	4	150	B-106	2
	2/0	M-516	4	90	B-106	2	M-516-H	4	150	B-106	2
	3/0	M-517	4	90	B-106	2	M-517-H	4	150	B-106	2
	4/0	M-518	4	90	B-106	SDS	M-518-H	4	150	B-106	2
	250 MCM	M-519	4	90	B-106	2	M-519-H	4	150	B-106	4
	300 MCM	M-520	4	115	B-106	2	M-520-H	4	200	B-106	4
	350 MCM	M-521	4	115	B-106	2	M-521-H	4	200	B-106	4
	500 MCM	M-523	4	150	B-106	2	M-523-H	4	250	B-106	2
	750 MCM	M-524	4	250	B-106	2	M-524-H	5	2-200	B-107	4
1"	1/0	M-525	4	150	B-106	2	M-525-H	4	200	B-106	4
	2/0	M-526	4	150	B-106	2	M-526-H	4	200	B-106	4
	3/0	M-527	4	150	B-106	2	M-527-H	4	250	B-106	4
	4/0	M-528	4	150	B-106	2	M-528-H	4	250	B-106	4
	250 MCM	M-529	4	150	B-106	2	M-529-H	4	250	B-106	4
	300 MCM	M-530	4	200	B-106	4	M-530-H	5	2-150	B-107	4
	350 MCM	M-531	4	200	B-106	2	M-531-H	5	2-150	B-107	4
	500 MCM	M-533	4	200	B-106	2	M-533-H	5	2-150	B-107	2
	750 MCM	M-534	4	250	B-106	4	M-534-H	5	2-200	B-107	4
	1000 MCM	M-535	5	2-150	B-107	4	M-535-H	5	500	B-107	4

- **For sizes not listed, contact thermOweld®.**
- Molds listed are for concentric stranded cable. Add suffix "-S" to mold number for solid conductors.
- Molds listed are for copper clad ground rods. For welding to steel, stainless steel or galvanized steel ground rods add suffix "-N" to mold number.
- For molds with wear plates, see page 93.
- For expedited service, contact thermOweld®.
- To order weld metal for use with EZ Lite Remote® insert TW before and EZ after weld metal number.
- Required Tools;
  Handle Clamps w/ Flint Ignitor (see chart for correct handles)
  38-0309-00 ~ Flint Ignitor or 38-EZLT-RU EZ Lite Remote®
- Other recommended accessories;
  40-0319-01 ~ Mold Cleaner for cartridge sizes #15-#65
  40-0319-03 ~ Mold Cleaner for cartridge sizes #90-#500
  38-3922-00 ~ Mold Cleaning Brush
  38-0135-00 ~ Cable Cleaning Brush
  38-0330-00 ~ Cable Clamp

NOTES

1. Molds listed are for copper clad steel ground rods: ½" rods are 0.475" diameter, 5/8" rods are 0.563" diameter, ¾" rods are 0.682" diameter, and 1" rods are 0.914" diameter.
2. Molds are available for galvanized steel, stainless steel, and solid copper rods that are sold by actual diameter. The suffix "-N" is added to the mold number, i.e. M-XXX-N is for full sized rods.
3. Molds are available for sectional/threaded copper clad steel ground rods. The suffix "-T" is added to the mold number, i.e. M-XXX-T is for a sectional/threaded ground rod.

CR-2

TYPE MOLDS

Horizontal Cable to Ground Rod

For AWG Conductors



MOLDS FOR AWG CONDUCTORS

Ground Rod Size	Cable Size	STANDARD CONNECTION					HEAVY DUTY CONNECTION				
		Mold #	Price Key	Weld Metal	Handle Clamps	Lead Time	Mold #	Price Key	Weld Metal	Handle Clamps	Lead Time
1/2"	#6	M-5786	4	65	B-106	2	M-5786-H	4	90	B-106	4
	#4	M-5388	4	90	B-106	2	M-5388-H	4	150	B-106	4
	#2	M-537	4	90	B-106	2	M-537-H	4	150	B-106	4
	#1	M-538	4	90	B-106	2	M-538-H	4	150	B-106	4
	1/0	M-539	4	90	B-106	2	M-539-H	4	150	B-106	4
	2/0	M-540	4	90	B-106	2	M-540-H	4	150	B-106	2
	3/0	M-541	4	115	B-106	2	M-541-H	4	200	B-106	4
	4/0	M-542	4	115	B-106	2	M-542-H	4	200	B-106	2
	250 MCM	M-543	4	150	B-106	2	M-543-H	4	250	B-106	4
	300 MCM	M-544	4	200	B-106	4	M-544-H	4	2-150	B-106	4
5/8"	#6	M-5815	4	65	B-106	2	M-5815-H	4	115	B-106	4
	#4	M-5915	4	90	B-106	2	M-5915-H	4	150	B-106	4
	#2	M-545	4	90	B-106	SDS	M-545-H	4	150	B-106	2
	#1	M-546	4	90	B-106	2	M-546-H	4	150	B-106	2
	1/0	M-547	4	90	B-106	SDS	M-547-H	4	150	B-106	2
	2/0	M-548	4	115	B-106	SDS	M-548-H	4	200	B-106	2
	3/0	M-549	4	115	B-106	2	M-549-H	4	200	B-106	2
	4/0	M-550	4	115	B-106	SDS	M-550-H	4	200	B-106	2
	250 MCM	M-551	4	150	B-106	2	M-551-H	4	250	B-106	4
	300 MCM	M-552	4	200	B-106	2	M-552-H	5	2-150	B-107	4
	350 MCM	M-553	4	200	B-106	2	M-553-H	5	2-150	B-107	4
	500 MCM	M-555	4	250	B-106	2	M-555-H	5	2-200	B-107	2

- **For sizes not listed, contact thermOweld®.**
- Molds listed are for concentric stranded cable. Add suffix "-S" to mold number for solid conductors.
- Molds listed are for copper clad ground rods. For welding to steel, stainless steel or galvanized steel ground rods add suffix "-N" to mold number.
- For molds with wear plates, see page 93.
- For expedited service, contact thermOweld®.
- To order weld metal for use with EZ Lite Remote® insert TW before and EZ after weld metal number.
- Required Tools;
  Handle Clamps w/ Flint Ignitor (see chart for correct handles)
  38-0309-00 ~ Flint Ignitor or 38-EZLT-RU EZ Lite Remote®
- Other recommended accessories;
  40-0319-01 ~ Mold Cleaner for cartridge sizes #15-#65
  40-0319-03 ~ Mold Cleaner for cartridge sizes #90-#500
  38-3922-00 ~ Mold Cleaning Brush
  38-0135-00 ~ Cable Cleaning Brush
  38-0330-00 ~ Cable Clamp

NOTES

1. Molds listed are for copper clad steel ground rods: ½" rods are 0.475" diameter, 5/8" rods are 0.563" diameter, ¾" rods are 0.682" diameter, and 1" rods are 0.914" diameter.
2. Molds are available for galvanized steel, stainless steel, and solid copper rods that are sold by actual diameter. The suffix "-N" is added to the mold number, i.e. M-XXX-N is for full sized rods.
3. Molds are available for sectional/threaded copper clad steel ground rods. The suffix "-T" is added to the mold number, i.e. M-XXX-T is for a sectional/threaded ground rod.



CR-2
TYPE MOLDS
Horizontal Cable to Ground Rod
For AWG Conductors

MOLDS FOR AWG CONDUCTORS											
Ground Rod Size	Cable Size	STANDARD CONNECTION					HEAVY DUTY CONNECTION				
		Mold #	Price Key	Weld Metal	Handle Clamps	Lead Time	Mold #	Price Key	Weld Metal	Handle Clamps	Lead Time
3/4"	#6	M-5787	4	65	B-106	2	M-5787-H	4	115	B-106	4
	#4	M-6201	4	90	B-106	2	M-6201-H	4	150	B-106	4
	#2	M-556	4	90	B-106	2	M-556-H	4	150	B-106	2
	#1	M-557	4	90	B-106	2	M-557-H	4	150	B-106	4
	1/0	M-558	4	115	B-106	2	M-558-H	4	200	B-106	2
	2/0	M-559	4	115	B-106	SDS	M-559-H	4	200	B-106	2
	3/0	M-560	4	115	B-106	2	M-560-H	4	200	B-106	4
	4/0	M-561	4	115	B-106	SDS	M-561-H	4	200	B-106	2
	250 MCM	M-562	4	150	B-106	2	M-562-H	4	250	B-106	2
	300 MCM	M-563	4	200	B-106	2	M-563-H	5	2-150	B-107	4
	350 MCM	M-564	4	200	B-106	2	M-564-H	5	2-150	B-107	4
	500 MCM	M-566	4	250	B-106	2	M-566-H	5	2-200	B-107	4
	750 MCM	M-567	5	2-200	B-107	2	M-567-H	5	3-200	B-107	4
1"	1/0	M-569	4	150	B-106	2	M-569-H	4	250	B-106	4
	2/0	M-570	4	150	B-106	2	M-570-H	4	250	B-106	4
	3/0	M-571	4	150	B-106	2	M-571-H	4	250	B-106	4
	4/0	M-572	4	150	B-106	2	M-572-H	4	250	B-106	2
	250 MCM	M-573	4	200	B-106	2	M-573-H	5	2-150	B-107	4
	300 MCM	M-574	4	200	B-106	4	M-574-H	5	2-150	B-107	4
	350 MCM	M-575	4	200	B-106	2	M-575-H	5	2-150	B-107	4
	500 MCM	M-577	4	250	B-106	2	M-577-H	5	2-200	B-107	4
	750 MCM	M-578	5	2-200	B-107	4	M-578-H	5	3-200	B-107	4
	1000 MCM	M-579	5	500	B-107	4	M-579-H	6	3-250	B-107	4

- **For sizes not listed, contact thermOweld®.**
- Molds listed are for concentric stranded cable. Add suffix "-S" to mold number for solid conductors.
- Molds listed are for copper clad ground rods. For welding to steel, stainless steel or galvanized steel ground rods add suffix "-N" to mold number.
- For molds with wear plates, see page 93.
- For expedited service, contact thermOweld®.
- To order weld metal for use with EZ Lite Remote® insert TW before and EZ after weld metal number.
- Required Tools;
  Handle Clamps w/ Flint Ignitor (see chart for correct handles)
  38-0309-00 ~ Flint Ignitor or 38-EZLT-RU EZ Lite Remote®
- Other recommended accessories;
  40-0319-01 ~ Mold Cleaner for cartridge sizes #15-#65
  40-0319-03 ~ Mold Cleaner for cartridge sizes #90-#500
  38-3922-00 ~ Mold Cleaning Brush
  38-0135-00 ~ Cable Cleaning Brush
  38-0330-00 ~ Cable Clamp

NOTES

1. Molds listed are for copper clad steel ground rods: ½" rods are 0.475" diameter, 5/8" rods are 0.563" diameter, ¾" rods are 0.682" diameter, and 1" rods are 0.914" diameter.
2. Molds are available for galvanized steel, stainless steel, and solid copper rods that are sold by actual diameter. The suffix "-N" is added to the mold number, i.e. M-XXX-N is for full sized rods.
3. Molds are available for sectional/threaded copper clad steel ground rods. The suffix "-T" is added to the mold number, i.e. M-XXX-T is for a sectional/threaded ground rod.

CR-3

TYPE MOLDS

Horizontal Thru Cable to Ground Rod

For AWG Conductors

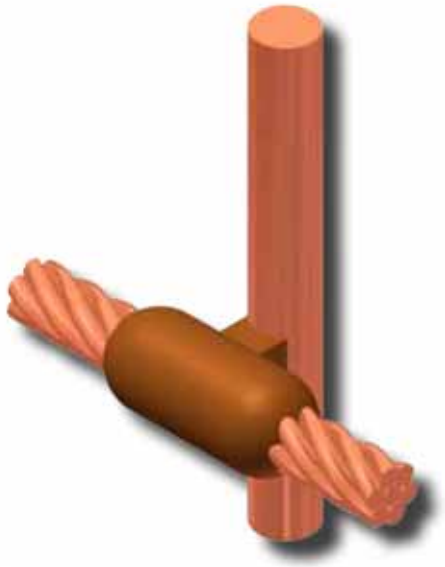

MOLDS FOR AWG CONDUCTORS						
Ground Rod Size	Cable Size	Mold #	Price Key	Weld Metal	Handle Clamps	Lead Time
1/2″	#6	M-5321	24	65	B-106	4
	#4	M-2154	24	90	B-106	4
	#2	M-2155	24	90	B-106	2
	#1	M-2156	24	115	B-106	4
	1/0	M-1581	24	115	B-106	2
	2/0	M-1582	24	115	B-106	2
	4/0	M-1583	24	150	B-106	2
	250 MCM	M-1584	24	150	B-106	4
5/8″	#6	M-5660	24	65	B-106	2
	#4	M-2157	24	90	B-106	2
	#2	M-2158	24	90	B-106	2
	#1	M-2159	24	115	B-106	2
	1/0	M-1586	24	115	B-106	2
	2/0	M-1587	24	115	B-106	2
	4/0	M-1588	24	150	B-106	SDS
	250 MCM	M-1589	24	150	B-106	2
	500 MCM	M-1593	13	2-200	B-107	2
3/4″	#6	M-6630	24	65	B-106	2
	#4	M-2160	24	90	B-106	2
	#2	M-2161	24	90	B-106	2
	#1	M-2162	24	115	B-106	4
	1/0	M-1594	24	115	B-106	2
	2/0	M-1595	24	115	B-106	2
	4/0	M-1596	24	150	B-106	SDS
	250 MCM	M-1597	24	200	B-106	2
	500 MCM	M-1601	13	500	B-107	2
	750 MCM	M-1602	13	3-250	B-107	2
1″	#6	M-6906	24	90	B-106	4
	#4	M-2163	24	90	B-106	2
	#2	M-2164	24	90	B-106	2
	#1	M-2165	24	115	B-106	4
	1/0	M-1603	24	115	B-106	4
	2/0	M-1604	24	115	B-106	2
	4/0	M-1605	24	150	B-106	2
	250 MCM	M-1606	24	200	B-106	2
	500 MCM	M-1610	13	500	B-107	2
	750 MCM	M-1611	13	3-250	B-107	2

NOTES

1. Molds listed are for copper clad steel ground rods: ½″ rods are 0.475″ diameter, 5/8″ rods are 0.563″ diameter, ¾″ rods are 0.682″ diameter, and 1″ rods are 0.914″ diameter.
2. Molds are available for galvanized steel, stainless steel, and solid copper rods that are sold by actual diameter. The suffix "-N" is added to the mold number, i.e. M-XXX-N is for full sized rods.
3. Molds are available for sectional/threaded copper clad steel ground rods. The suffix "-T" is added to the mold number, i.e. M-XXX-T is for a sectional/threaded ground rod.

- **For sizes not listed, contact thermOweld®.**
- Molds listed are for concentric stranded cable. Add suffix "-S" to mold number for solid conductors.
- Molds listed are for copper clad ground rods. For welding to steel, stainless steel or galvanized steel ground rods add suffix "-N" to mold number.
- For heavy duty connections, contact thermOweld®.
- For molds with wear plates, see page 93.
- For expedited service, contact thermOweld®.
- To order weld metal for use with EZ Lite Remote® insert TW before and EZ after weld metal number.
- Required Tools;
  Handle Clamps w/ Flint Ignitor (see chart for correct handles)
  38-0309-00 ~ Flint Ignitor or 38-EZLT-RU EZ Lite Remote®
- Other recommended accessories;
  38-3922-00 ~ Mold Cleaning Brush
  38-0135-00 ~ Cable Cleaning Brush
  38-0304-00 ~ File
  38-0330-00 ~ Cable Clamp

CR-17

TYPE MOLDS

Horizontal Run and Tap Cables to Ground Rod

For AWG Conductors

MOLDS FOR AWG CONDUCTORS						
Ground Rod Size	Cable Size	Mold #	Price Key	Weld Metal	Handle Clamps	Lead Time
1/2"	#4	M-5416	4	90	B-106	2
	#2	M-6165	4	90	B-106	2
	#1	M-5830	4	90	B-106	4
	1/0	M-5940	4	115	B-106	2
	2/0	M-5850	4	150	B-106	2
	3/0	M-5833	4	200	B-106	2
	4/0	M-5380	4	200	B-106	2
5/8"	#4	M-5972	4	90	B-106	2
	#2	M-5935	4	115	B-106	2
	#1	M-5699	4	115	B-106	2
	1/0	M-5746	4	150	B-106	2
	2/0	M-5963	4	200	B-106	2
	3/0	M-5734	4	250	B-106	2
	4/0	M-5732	4	250	B-106	2
	250 MCM	M-5722	5	2-150	B-107	2
3/4"	#4	M-5698	4	90	B-106	2
	#2	M-5294	4	115	B-106	2
	#1	M-5390	4	115	B-106	2
	1/0	M-6025	4	150	B-106	2
	2/0	M-5738	4	200	B-106	2
	3/0	M-6003	4	250	B-106	2
	4/0	M-2566	4	250	B-106	2
	250 MCM	M-5904	5	2-150	B-107	2
	300 MCM	M-5857	5	2-200	B-107	4
	350 MCM	M-5777	5	2-200	B-107	2
	500 MCM	M-5961	5	3-200	B-107	2
1"	#4	M-5556	4	115	B-106	4
	#2	M-5555	4	150	B-106	2
	#1	M-6048	4	150	B-106	4
	1/0	M-5992	4	200	B-106	4
	2/0	M-5877	4	250	B-106	4
	3/0	M-5821	5	2-150	B-107	4
	4/0	M-5820	5	2-150	B-107	2
	250 MCM	M-5807	5	2-200	B-107	4
	300 MCM	M-5803	5	500	B-107	4
	350 MCM	M-5561	5	500	B-107	4
	500 MCM	M-5515	6	3-250	B-107	4
	750 MCM	M-5513	6	2-500	B-107	4

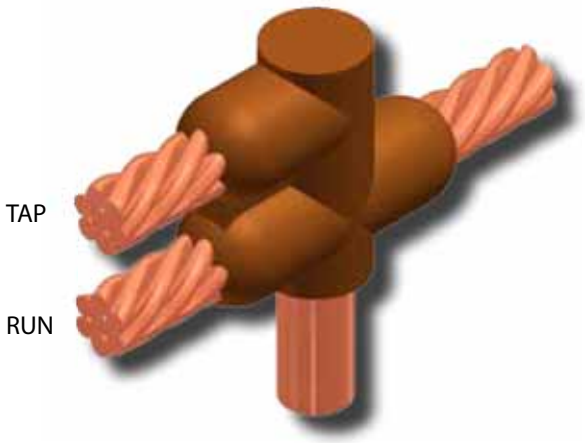

- **For sizes not listed, contact thermOweld®.**
- Molds listed are for concentric stranded cable. Add suffix "-S" to mold number for solid conductors.
- Molds listed are for copper clad ground rods. For welding to steel, stainless steel or galvanized steel ground rods add suffix "-N" to mold number.
- For heavy duty connections, contact thermOweld®.
- For expedited service, contact thermOweld®.
- To order weld metal for use with EZ Lite Remote® insert TW before and EZ after weld metal number.
- Required Tools;
  Handle Clamps w/ Flint Ignitor (see chart for correct handles)
  38-0309-00 ~ Flint Ignitor or 38-EZLT-RU EZ Lite Remote®
- Other recommended accessories;
  38-3922-00 ~ Mold Cleaning Brush
  38-0135-00 ~ Cable Cleaning Brush
  38-0304-00 ~ File
  38-0330-00 ~ Cable Clamp

NOTES

1. Molds listed are for copper clad steel ground rods: ½" rods are 0.475" diameter, 5/8" rods are 0.563" diameter, ¾" rods are 0.682" diameter, and 1" rods are 0.914" diameter.
2. Molds are available for galvanized steel, stainless steel, and solid copper rods that are sold by actual diameter. The suffix "-N" is added to the mold number, i.e. M-XXX-N is for full sized rods.
3. Molds are available for sectional/threaded copper clad steel ground rods. The suffix "-T" is added to the mold number, i.e. M-XXX-T is for a sectional/threaded ground rod.

CR-24

TYPE MOLDS

Horizontal Parallel Run Cables to Ground Rod

For AWG Conductors

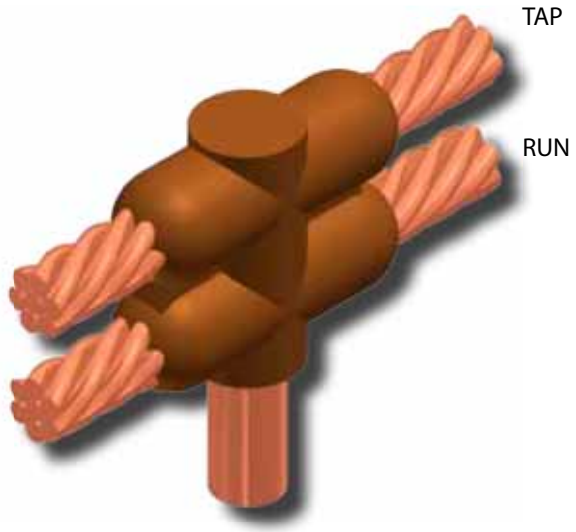

MOLDS FOR AWG CONDUCTORS						
Ground Rod Size	Cable Size	Mold #	Price Key	Weld Metal	Handle Clamps	Lead Time
1/2″	#4	M-5640	4	115	B-106	4
	#2	M-5667	4	115	B-106	2
	#1	M-6002	4	115	B-106	4
	1/0	M-5767	4	150	B-106	2
	2/0	M-5604	4	200	B-106	2
	3/0	M-5560	4	250	B-106	4
	4/0	M-6766	4	250	B-106	2
5/8″	#4	M-6208	4	115	B-106	2
	#2	M-5702	4	150	B-106	2
	#1	M-5517	4	150	B-106	2
	1/0	M-5573	4	200	B-106	2
	2/0	M-8451	4	250	B-106	2
	3/0	M-2510	5	2-150	B-107	2
	4/0	M-5428	5	2-150	B-107	2
	250 MCM	M-1212	5	2-200	B-107	2
	300 MCM	M-2084	5	500	B-107	2
	350 MCM	M-2558	5	500	B-107	4
	500 MCM	M-2450	5	3-250	B-107	2
3/4″	#4	M-8011	4	115	B-106	2
	#2	M-2320	4	150	B-106	2
	#1	M-2235	4	150	B-106	2
	1/0	M-6051	4	200	B-106	2
	2/0	M-8802	4	250	B-106	2
	3/0	M-8726	5	2-150	B-107	2
	4/0	M-5677	5	2-150	B-107	2
	250 MCM	M-8461	5	2-200	B-107	4
	300 MCM	M-8428	5	500	B-107	4
	350 MCM	M-8294	5	500	B-107	4
	500 MCM	M-8214	5	3-250	B-107	4
	750 MCM	M-8027	6	2-500	B-107	2
1″	#4	M-5330	4	150	B-106	4
	#2	M-5332	4	200	B-106	4
	#1	M-5333	4	200	B-106	4
	1/0	M-5334	4	250	B-106	4
	2/0	M-5335	5	2-150	B-107	4
	3/0	M-5336	5	2-200	B-107	4
	4/0	M-5337	5	2-200	B-107	2
	250 MCM	M-5338	5	500	B-107	2
	300 MCM	M-5341	5	3-200	B-107	4
	350 MCM	M-5351	5	3-200	B-107	4
	500 MCM	M-5352	6	2-500	B-107	4

NOTES

1. Molds listed are for copper clad steel ground rods: ½″ rods are 0.475″ diameter, 5/8″ rods are 0.563″ diameter, ¾″ rods are 0.682″ diameter, and 1″ rods are 0.914″ diameter.
2. Molds are available for galvanized steel, stainless steel, and solid copper rods that are sold by actual diameter. The suffix "-N" is added to the mold number, i.e. M-XXX-N is for full sized rods.
3. Molds are available for sectional/threaded copper clad steel ground rods. The suffix "-T" is added to the mold number, i.e. M-XXX-T is for a sectional/threaded ground rod.

- **For sizes not listed, contact thermOweld®.**
- Molds listed are for concentric stranded cable. Add suffix "-S" to mold number for solid conductors.
- Molds listed are for copper clad ground rods. For welding to steel, stainless steel or galvanized steel ground rods add suffix "-N" to mold number.
- For heavy duty connections, contact thermOweld®.
- For expedited service, contact thermOweld®.
- To order weld metal for use with EZ Lite Remote® insert TW before and EZ after weld metal number.
- Required Tools;
  Handle Clamps w/ Flint Ignitor (see chart for correct handles)
  38-0309-00 ~ Flint Ignitor or 38-EZLT-RU EZ Lite Remote®
- Other recommended accessories;
  38-3922-00 ~ Mold Cleaning Brush
  38-0135-00 ~ Cable Cleaning Brush
  38-0304-00 ~ File
  38-0330-00 ~ Cable Clamp

CR-18 KITS

CR-18 WIRE-TO-GROUND KITS

thermOweld® CR-18 Wire-to-Ground Kits are an economical way to make cable connections to a ground rod. The Kit's complete with everything required to make 60 connections. Included in the Starter Kits are (1) Mold complete with handle clamp, (60) weld metal cartridges, (1) flint ignitor, (1) mold cleaner, (1) wire brush for cleaning the cable and ground rod, (1) mold cleaning brush and a metal tool box to keep everything in. Refill Kits come complete with (1) replacement mold and (60) weld metal cartridges.



CR-18 WIRE-TO-GROUND KIT			
Kit #	Ground Rod Size	Cable Size	Description
38-6662-01	1/2"	#6 Sol	Starter Kit †
38-6662-11		#6 Sol	Refill Kit with (1) Mold M-10356-GS & (60) #25 weld metal
38-6662-02		#4 Sol	Starter Kit †
38-6662-12		#4 Sol	Refill Kit with (1) Mold M-10358-GS & (60) #25 weld metal
38-6662-03	5/8"	#6 Sol	Starter Kit †
38-6662-13		#6 Sol	Refill Kit with (1) Mold M-10357-GS & (60) #25 weld metal
38-6662-04		#4 Sol	Starter Kit †
38-6662-14		#4 Sol	Refill Kit with (1) Mold M-10359-GS & (60) #25 weld metal
38-6662-05	3/4"	#6 Sol	Starter Kit †
38-6662-15		#6 Sol	Refill Kit with (1) Mold M-10355-GS & (60) #25 weld metal
38-6662-00		#4 Sol	Starter Kit †
38-6662-10		#4 Sol	Refill Kit with (1) Mold M-9962-GS & (60) #25 weld metal

† Starter Kits include (1) mold with handle clamp, (60) weld metal cartridges, (1) flint ignitor, (1) mold cleaner, (1) wire brush and (1) mold cleaning brush all in a tool box.

SINGLE SHOT MOLD

SINGLE SHOT MOLDS

thermOweld® Single Shot Molds are an economical way to make cable connections to the top of a ground rod. The Single Shot is a disposable single use ceramic mold that includes the weld metal and disc. Flint ignitor or EZ Lite Adapter (See page 51) must be purchased separately.



CR-1



CR-2



CR-24



CR-25

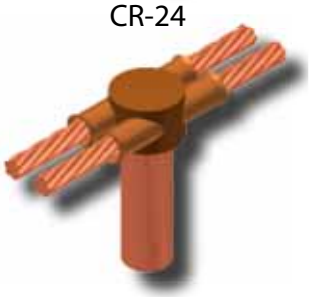

Grd Rod Size	Cable Size		Type	Mold #	Lead Time
	Solid	Stranded			
1/2"	#6, #8	#8	CR-1	M-2009	4
	#3, #4	#4, #6	CR-1	M-2010	4
	#1, #2	#2, #3	CR-1	M-2011	4
	#6, #8	#8	CR-2	M-2024	4
	#3, #4	#4, #6	CR-2	M-2025	4
	#1, #2	#2, #3	CR-2	M-2026	4

Grd Rod Size	Cable Size		Type	Mold #	Lead Time
	Solid	Stranded			
5/8"	#6, #8	#8	CR-1	M-2012	SDS
	#3, #4	#4, #6	CR-1	M-2013	SDS
	#1, #2	#2, #3	CR-1	M-2014	SDS
	2/0, 1/0	1/0, #1	CR-1	M-2015	4
		2/0	CR-1	M-2016	4
	#6, #8	#8	CR-2	M-2027	SDS
	#3, #4	#4, #6	CR-2	M-2028	SDS
	#1, #2	#2, #3	CR-2	M-2029	4
	2/0, 1/0	1/0, #1	CR-2	M-2030	4
	#6, #8	#8	CR-24	M-2105	4
	#3, #4	#4, #6	CR-24	M-2106	4
	#1, #2	#2, #3	CR-24	M-2107	SDS
	#6, #8	#8	CR-25	M-2006	4
	#3, #4	#4, #6	CR-25	M-2007	4
	#1, #2	#2, #3	CR-25	M-2008	SDS

Grd Rod Size	Cable Size		Type	Mold #	Lead Time
	Solid	Stranded			
3/4"	#6, #8	#8	CR-1	M-2017	SDS
	#3, #4	#4, #6	CR-1	M-2018	SDS
	#1, #2	#2, #3	CR-1	M-2019	4
	2/0, 1/0	1/0, #1	CR-1	M-2020	4
		2/0	CR-1	M-2021	4
	#6, #8	#8	CR-2	M-2031	4
	#3, #4	#4, #6	CR-2	M-2032	SDS
	#1, #2	#2, #3	CR-2	M-2033	4
	2/0, 1/0	1/0, #1	CR-2	M-2034	4
	#6, #8	#8	CR-24	M-2108	4
	#3, #4	#4, #6	CR-24	M-2109	4
	#1, #2	#2, #3	CR-24	M-2110	4
	#6, #8	#8	CR-25	M-2068	4
	#3, #4	#4, #6	CR-25	M-2069	4
	#1, #2	#2, #3	CR-25	M-2070	4

SINGLE SHOT MOLD

with EZ Lite Remote Adapter

Follow steps 1 thru 10 in the Welding Instructions "Weld Procedures" that comes with the Single Shot Mold for proper installation of mold onto ground rod and how to place weld metal into mold.

Replace step 11 in the Welding Instructions "Weld Procedures" with the following;

11. Discard ceramic lid included with mold. Slide EZ Lite Remote® Single Shot Adapter over mold as shown.

Continue the instructions steps 12 through 14 in the Welding Instructions "Weld Procedures" that comes with the Single Shot Mold to complete weld.

Part Number: 38-EZLT-SS

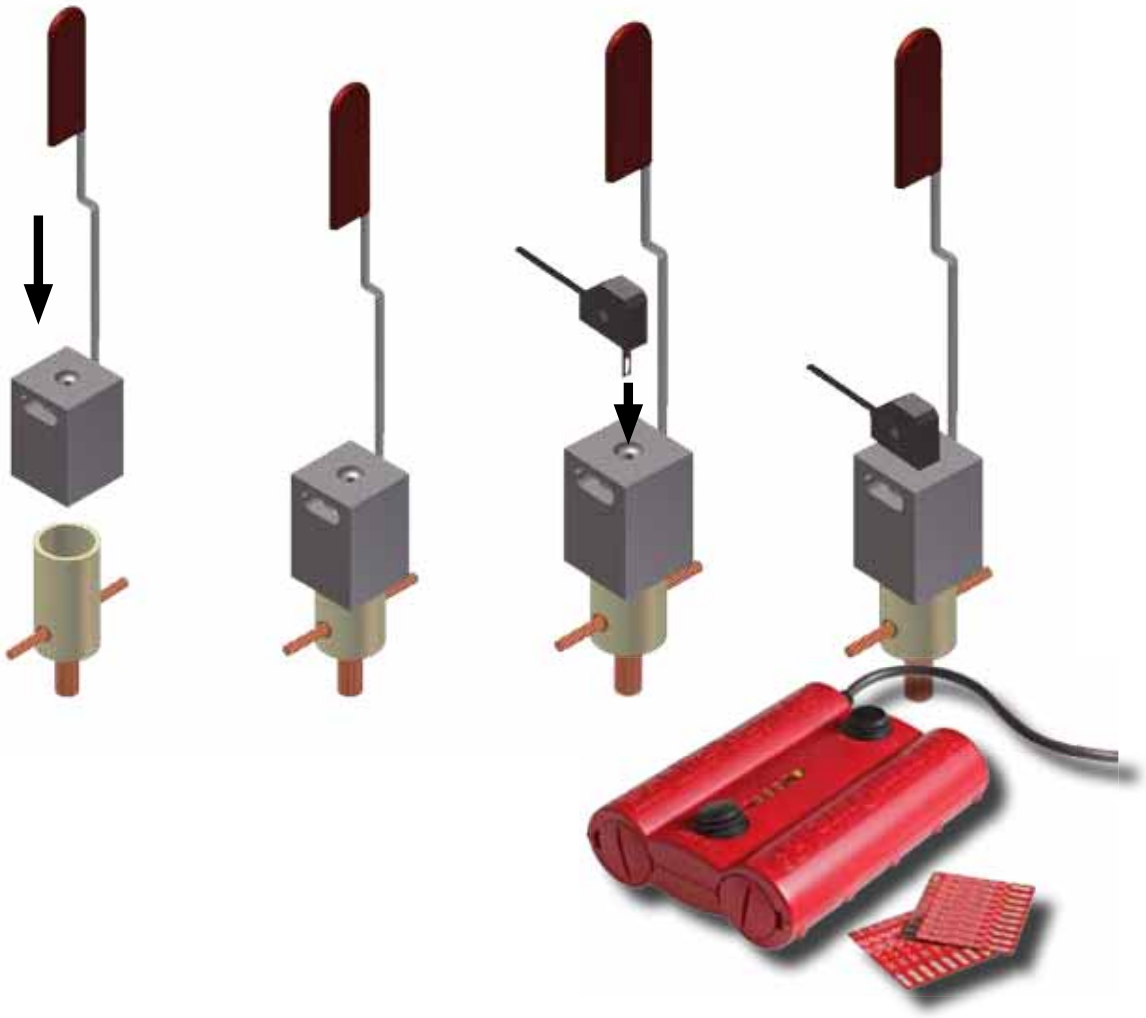

RR-1

TYPE MOLDS

Ground Rod to Ground Rod

Ground Rod Size	Mold #	Price Key	Weld Metal	Handle Clamps	Lead Time
1/2"	M-581-H	4	250	B-106	2
5/8"	M-582-H	5	2-150	B-107	2
3/4"	M-583-H	5	2-200	B-107	2
1"	M-584-H	6	3-250	B-107	2

- **For sizes not listed, contact thermOweld®.**
- Molds listed are for copper clad ground rods. For welding to steel, stainless steel or galvanized steel ground rods add suffix "-N" to mold number.
- For expedited service, contact thermOweld®.
- To order weld metal for use with EZ Lite Remote® insert TW before and EZ after weld metal number.
- Required Tools;
  Handle Clamps w/ Flint Ignitor (see chart for correct handles)
  38-0309-00 ~ Flint Ignitor or 38-EZLT-RU EZ Lite Remote®
- Other recommended accessories;
  38-3922-00 ~ Mold Cleaning Brush
  38-0304-00 ~ File

NOTES

1. .475" actual diameter. For full 1/2" (.500) ground rod and roll-threaded rod, add suffix "-N" to mold number, i.e. M-581-HN is full 1/2" diameter ground rod or roll-threaded rod to 4/0 Str cable.
2. .563" actual diameter. For full 5/8" (.625) ground rod and roll-threaded rod, add suffix "-N" to mold number, i.e. M-582-HN is full 5/8" diameter ground rod or roll-threaded rod to 4/0 Str cable.
3. .682" actual diameter. For full 3/4" (.750) ground rod and roll-threaded rod, add suffix "-N" to mold number, i.e. M-583-HN is full 3/4" diameter ground rod or roll-threaded rod to 4/0 Str. cable.
4. .914" actual diameter. For full 1" (1.00) ground rod and roll-threaded rod, add suffix "-N" to mold number, i.e. M-584-HN is full 1" diameter ground rod or roll-threaded rod to 4/0 Str. cable.

RS-1/RS-2

TYPE MOLDS

Horizontal and Vertical Stud to Steel



RS-1



RS-2

Stud Size	Type RS-1	Type RS-2	Price Key	Weld Metal	Handle Clamps	Lead Time
1/4"	M-1880	M-1886	4	25	B-106	2
5/16"	M-1881	M-1887	4	25	B-106	4
3/8"	M-1882	M-1888	4	45	B-106	2
1/2"	M-1883	M-1889	4	65	B-106	2
3/4"	M-1884	M-1890	4	150	B-106	2
1"	M-1885	M-1891	4	250	B-106	2

- **For sizes not listed, contact thermOweld®.**
- For heavy duty connections, contact thermOweld®.
- Molds for copper studs available, contact thermOweld®.
- For expedited service, contact thermOweld®.
- To order weld metal for use with EZ Lite Remote® insert TW before and EZ after weld metal number.
- Required Tools;
  Handle Clamps w/ Flint Ignitor (see chart for correct handles)
  38-0309-00 ~ Flint Ignitor or 38-EZLT-RU EZ Lite Remote®
- Other recommended accessories;
  38-3922-00 ~ Mold Cleaning Brush
  38-0101-00 ~ Rasp

CS-1

TYPE MOLDS

Horizontal Cable to Horizontal Steel Surface

For AWG Conductors

Note that the cable is **OFF** the surface



MOLDS FOR AWG CONDUCTORS										
Cable Size	STANDARD CONNECTION					HEAVY DUTY CONNECTION				
	Mold #	Price Key	Weld Metal	Handle Clamps	Lead Time	Mold #	Price Key	Weld Metal	Handle Clamps	Lead Time
1/0	M-644	4	90	B-106	2	M-644-H	4	150	B-106	2
2/0	M-645	4	90	B-106	2	M-645-H	4	150	B-106	2
3/0	M-646	4	115	B-106	2	M-646-H	4	200	B-106	2
4/0	M-647	4	115	B-106	2	M-647-H	4	200	B-106	2
250 MCM	M-648	4	115	B-106	2	M-648-H	4	200	B-106	2
300 MCM	M-649	4	150	B-106	2	M-649-H	4	250	B-106	2
350 MCM	M-650	4	200	B-106	2	M-650-H	5	2-150	B-107	4
500 MCM	M-652	4	200	B-106	2	M-652-H	5	2-150	B-107	2
750 MCM	M-653	5	2-150	B-107	2	M-653-H	5	500	B-107	4
1000 MCM	M-654	5	2-200	B-107	4	M-654-H	5	3-200	B-107	4

CS-8

TYPE MOLDS

Horizontal Cable to Horizontal Steel Surface

For AWG Conductors.

Note that the cable is **ON** the surface

MOLDS FOR AWG CONDUCTORS					
Cable Size	Mold #	Price Key	Weld Metal	Handle Clamps	Lead Time
#6	M-628	3†	45	Included	2
#4	M-629	3†	45	Included	2
#2	M-630	3†	45	Included	2
#2	M-630-S	3†	45	Included	SDS
#1	M-631	3†	65	Included	2
1/0	M-7146	4	90	B-106	2
2/0	M-7075	4	90	B-106	2
3/0	M-2199	4	115	B-106	2
4/0	M-6114	4	115	B-106	2
250 MCM	M-2200	4	115	B-106	2
300 MCM	M-2506	4	150	B-106	2
350 MCM	M-2507	4	200	B-106	2
500 MCM	M-2509	4	200	B-106	2
750 MCM	M-2542	5	2-150	B-107	2
1000 MCM	M-2511	5	2-200	B-107	4

- **For sizes not listed, contact thermOweld®.**
- Molds listed are for concentric stranded cable. Add suffix "-S" to mold number for solid conductors.
- For molds with wear plates, see page 93.
- For expedited service, contact thermOweld®.
- To order weld metal for use with EZ Lite Remote® insert TW before and EZ after weld metal number.
- Required Tools;
  Handle Clamps w/ Flint Ignitor (see chart for correct handles)
  † ~ Sold complete with frame
  38-0309-00 ~ Flint Ignitor or 38-EZLT-RU EZ Lite Remote®
- Other recommended accessories;
  40-0319-01 ~ Mold Cleaner for cartridge sizes #15-#65 (Price Key 3, CS-8 Molds Only)
  38-3922-00 ~ Mold Cleaning Brush
  38-0135-00 ~ Cable Cleaning Brush
  38-0101-00 ~ Rasp
  38-4129-00 ~ Packing Material for 1/0 & Larger Molds (CS-8 Molds Only)

Welding to Horizontal Pipe: To weld to horizontal pipe, add pipe size to mold number. Example: To weld 4/0 str cable to 6" horizontal pipe, the mold number would be M-647-6. To weld #1 cable or smaller to pipe 14" and larger, use flat surface mold. For 1/0 cable and larger, use flat surface mold only on pipe 30" and larger.

CS-2

TYPE MOLDS

Horizontal Thru Cable to Horizontal Steel Surface

For AWG Conductors

Note that the cable is **OFF** the surface



MOLDS FOR AWG CONDUCTORS										
Cable Size	STANDARD CONNECTION					HEAVY DUTY CONNECTION				
	Mold #	Price Key	Weld Metal	Handle Clamps	Lead Time	Mold #	Price Key	Weld Metal	Handle Clamps	Lead Time
1/0	M-616	4	90	B-106	2	M-616-H	4	150	B-106	4
2/0	M-617	4	115	B-106	2	M-617-H	4	200	B-106	4
3/0	M-618	4	115	B-106	2	M-618-H	4	200	B-106	4
4/0	M-619	4	150	B-106	2	M-619-H	4	250	B-106	2
250 MCM	M-620	4	150	B-106	2	M-620-H	4	250	B-106	4
300 MCM	M-621	4	200	B-106	2	M-621-H	5	2-150	B-107	4
350 MCM	M-622	4	250	B-106	4	M-622-H	5	2-200	B-107	4
500 MCM	M-624	5	2-150	B-107	2	M-624-H	5	500	B-107	4
750 MCM	Use Heavy Duty Connection					M-625-H	5	3-250	B-107	4
1000 MCM						M-626-H	5	2-500	B-107	4

CS-9

TYPE MOLDS

Horizontal Thru Cable to Horizontal Steel Surface

For AWG Conductors

Note that the cable is **ON** the surface



MOLDS FOR AWG CONDUCTORS					
Cable Size	Mold #	Price Key	Weld Metal	Handle Clamps	Lead Time
#6	M-602	3†	45	Included	2
#4	M-603	3†	45	Included	2
#2	M-604	3†	45	Included	2
#1	M-605	3†	65	Included	4
1/0	M-8379	4	90	B-106	2
2/0	M-5331	4	115	B-106	2
3/0	M-8381	4	115	B-106	2
4/0	M-7192	4	150	B-106	2
250 MCM	M-8413	4	150	B-106	4
300 MCM	M-8423	4	200	B-106	4
350 MCM	M-8410	4	250	B-106	4
500 MCM	M-5065	5	2-150	B-107	2

- **For sizes not listed, contact thermOweld®.**
- Molds listed are for concentric stranded cable. Add suffix "-S" to mold number for solid conductors.
- For molds with wear plates, see page 93.
- For expedited service, contact thermOweld®.
- To order weld metal for use with EZ Lite Remote® insert TW before and EZ after weld metal number.
- Required Tools;
  Handle Clamps w/ Flint Ignitor (see chart for correct handles)
  † ~ Sold complete with frame
  38-0309-00 ~ Flint Ignitor or 38-EZLT-RU EZ Lite Remote®
- Other recommended accessories;
  40-0319-01 ~ Mold Cleaner for cartridge sizes #15-#65 (Price Key 3, CS-9 Molds Only)
  38-3922-00 ~ Mold Cleaning Brush
  38-0135-00 ~ Cable Cleaning Brush
  38-0101-00 ~ Rasp
  38-4129-00 ~ Packing Material for 1/0 & Larger Molds (CS-9 Molds Only)

Welding to Horizontal Pipe: To weld to horizontal pipe, add pipe size to mold number. Example: To weld 4/0 str cable to 6" horizontal pipe, the mold number would be M-619-6. To weld #1 cable or smaller to pipe 14" and larger, use flat surface mold. For 1/0 cable and larger, use flat surface mold only on pipe 30" and larger.

CS-3

TYPE MOLDS

Angular Cable Drop to Vertical Steel Surface

For AWG Conductors

MOLDS FOR AWG CONDUCTORS										
Cable Size	STANDARD CONNECTION					HEAVY DUTY CONNECTION				
	Mold #	Price Key	Weld Metal	Handle Clamps	Lead Time	Mold #	Price Key	Weld Metal	Handle Clamps	Lead Time
#6	M-585	4	45	B-106	2	M-585-H	4	65	B-106	2
#4	M-586	4	45	B-106	2	M-586-H	4	65	B-106	2
#2	M-588	4	45	B-106	SDS	M-588-H	4	90	B-106	2
#1	M-589	4	65	B-106	2	M-589-H	4	115	B-106	2
1/0	M-590	4	90	B-106	SDS	M-590-H	4	150	B-106	2
2/0	M-591	4	90	B-106	SDS	M591-H	4	150	B-106	2
3/0	M-592	4	115	B-106	2	M-592-H	4	200	B-106	4
4/0	M-593	4	115	B-106	SDS	M-593-H	4	200	B-106	2
250 MCM	M-594	4	115	B-106	2	M-594-H	4	200	B-106	2
300 MCM	M-595	4	150	B-106	2	M-595-H	4	250	B-106	4
350 MCM	M-596	4	200	B-106	2	M-596-H	4	250	B-106	4
500 MCM	M-598	4	200	B-106	2	M-598-H	5	2-150	B-107	2
750 MCM	M-599	5	2-150	B-107	2	M-599-H	5	500	B-107	4
1000 MCM	M-600	5	2-200	B-107	2	M-600-H	5	3-200	B-107	4

- **For sizes not listed, contact thermOweld®.**
- Molds listed are for concentric stranded cable. Add suffix "-S" to mold number for solid conductors.
- For molds with wear plates, see page 93.
- For expedited service, contact thermOweld®.
- To order weld metal for use with EZ Lite Remote® insert TW before and EZ after weld metal number.
- Required Tools;
  Handle Clamps w/ Flint Ignitor (see chart for correct handles)
  38-0309-00 ~ Flint Ignitor or 38-EZLT-RU EZ Lite Remote®
- Other recommended accessories;
  40-0106-32 ~ Vertical Chain Clamp w/ B-106 Handles
  40-0107-32 ~ Vertical Chain Clamp w/ B-107 Handles
  40-4431-00 ~ Magnetic Handle Clamp w/ B-106 Handles
  38-3922-00 ~ Mold Cleaning Brush
  38-0135-00 ~ Cable Cleaning Brush
  38-0101-00 ~ Rasp

CS-3

TYPE MOLDS

Angular Cable Drop to Vertical Steel Pipe

For AWG Conductors

Use 40-0106-32 Vertical Chain Clamps to help hold mold to pipe

MOLDS FOR AWG CONDUCTORS						
Cable Size	Pipe Size	Mold #	Price Key	Weld Metal	Handle Clamps	Lead Time
#4	1 1/4" to 4"	M-2476	4	45	B-106	2
	4" to 6"	M-2477	4	45	B-106	2
	6" to 10"	M-2478	4	45	B-106	2
	12" & up	M-586 ‡	4	45	B-106	2
#2 Sol	1 1/4" to 4"	M-9233-S	4	45	B-106	SDS
	4" to 6"	M-2480-S	4	45	B-106	2
	6" to 10"	M-2583-S	4	45	B-106	2
	12" & up	M-588-S ‡	4	45	B-106	SDS
#2	1 1/4" to 4"	M-9233	4	45	B-106	SDS
	4" to 6"	M-2480	4	45	B-106	2
	6" to 10"	M-2583	4	45	B-106	2
	12" & up	M-588 ‡	4	45	B-106	SDS
#1	1 1/4" to 4"	M-2482	4	65	B-106	2
	4" to 6"	M-2483	4	65	B-106	2
	6" to 10"	M-2484	4	65	B-106	2
	12" & up	M-589 ‡	4	65	B-106	2
1/0	1 1/4" to 4"	M-2486	4	90	B-106	2
	4" to 6"	M-2487	4	90	B-106	2
	6" to 10"	M-2488	4	90	B-106	2
	12" & up	M-590 ‡	4	90	B-106	SDS
2/0	1 1/4" to 4"	M-8833	4	90	B-106	SDS
	4" to 6"	M-2490	4	90	B-106	2
	6" to 10"	M-2491	4	90	B-106	2
	12" & up	M-591 ‡	4	90	B-106	SDS
3/0	1 1/4" to 4"	M-2493	4	115	B-106	2
	4" to 6"	M-2494	4	115	B-106	2
	6" to 10"	M-2495	4	115	B-106	2
	12" & up	M-592 ‡	4	115	B-106	2
4/0	1 1/4" to 4"	M-9021	4	115	B-106	SDS
	4" to 6"	M-2497	4	115	B-106	2
	6" to 10"	M-2498	4	115	B-106	2
	12" & up	M-593 ‡	4	115	B-106	SDS

- **For sizes not listed, contact thermOweld®.**
- Molds listed are for concentric stranded cable. Add suffix "-S" to mold number for solid conductors.
- For molds with wear plates, see page 93.
- For expedited service, contact thermOweld®.
- To order weld metal for use with EZ Lite Remote® insert TW before and EZ after weld metal number.
- Required Tools;
  Handle Clamps w/ Flint Ignitor (see chart for correct handles)
  38-0309-00 ~ Flint Ignitor or 38-EZLT-RU EZ Lite Remote®
- Other recommended accessories;
  40-0106-32 ~ Vertical Chain Clamp w/ B-106 Handles for 4" Pipe & smaller
  40-0106-27 ~ 20" Chain Extension for 4" to 10" Pipe
  Use (2) 20" Chain Extensions for pipe sizes between 10" and 16"
  40-4431-00 ~ Magnetic Handle Clamp w/ B-106 Handles
  38-3922-00 ~ Mold Cleaning Brush
  38-0135-00 ~ Cable Cleaning Brush
  38-0101-00 ~ Rasp

‡ Flat Surface Mold

CS-23

TYPE MOLDS

Vertical Cable Drop to Vertical Steel Surface

For AWG Conductors

Note that the cable is **OFF** the surface



MOLDS FOR AWG CONDUCTORS										
Cable Size	STANDARD CONNECTION					HEAVY DUTY CONNECTION				
	Mold #	Price Key	Weld Metal	Handle Clamps	Lead Time	Mold #	Price Key	Weld Metal	Handle Clamps	Lead Time
#6	M-5389	4	45	B-106	2	M-5389-H	4	90	B-106	4
#4	M-5359	4	65	B-106	2	M-5359-H	4	115	B-106	2
#2	M-2781	4	65	B-106	2	M-2781-H	4	115	B-106	2
#2 Sol	M-2781-S	4	65	B-106	SDS	M-2781-HS	4	115	B-106	2
#1	M-5361	4	90	B-106	2	M-5361-H	4	150	B-106	4
1/0	M-2189	4	115	B-106	2	M-2189-H	4	200	B-106	2
2/0	M-2540	4	115	B-106	SDS	M-2540-H	4	200	B-106	2
3/0	M-5362	4	150	B-106	2	M-5362-H	4	250	B-106	2
4/0	M-8718	4	150	B-106	SDS	M-8718-H	4	250	B-106	2
250 MCM	M-8165	4	200	B-106	2	M-8165-H	17	2-150	B-106	4
300 MCM	M-5363	4	200	B-106	2	M-5363-H	17	2-150	B-106	4
350 MCM	M-9029	4	250	B-106	2	M-9029-H	5	2-200	B-107	4
500 MCM	M-8512	17	2-150	B-106	2	M-8512-H	6	500	B-107	2

- **For sizes not listed, contact thermOweld®.**
- Molds listed are for concentric stranded cable. Add suffix "-S" to mold number for solid conductors.
- For expedited service, contact thermOweld®.
- To order weld metal for use with EZ Lite Remote® insert TW before and EZ after weld metal number.
- Required Tools;
  Handle Clamps w/ Flint Ignitor (see chart for correct handles)
  38-0309-00 ~ Flint Ignitor or 38-EZLT-RU EZ Lite Remote®
- Other recommended accessories;
  40-0106-32 ~ Vertical Chain Clamp w/ B-106 Handles for 4" Pipe & smaller
  40-0106-27 ~ 20" Chain Extension for 4" to 10" Pipe
  Use (2) 20" Chain Extensions for pipe sizes between 10" and 16"
  40-4431-00 ~ Magnetic Handle Clamp w/ B-106 Handles
  38-3922-00 ~ Mold Cleaning Brush
  38-0135-00 ~ Cable Cleaning Brush
  38-0101-00 ~ Rasp

CS-23

TYPE MOLDS

Vertical Cable Drop to Vertical Steel Pipe

For AWG Conductors

Note that the cable is **OFF** the surface



MOLDS FOR AWG CONDUCTORS						
Cable Size	Pipe Size	Mold #	Price Key	Weld Metal	Handle Clamps	Lead Time
#4	1 1/4" to 4"	M-8591	4	65	B-106	2
	4" to 6"	M-10521	4	65	B-106	4
	6" to 10"	M-10523	4	65	B-106	4
	12" & up	M-10524 ‡	4	65	B-106	4
#2 Sol	1 1/4" to 4"	M-6199-S	4	65	B-106	SDS
	4" to 6"	M-10528-S	4	65	B-106	4
	6" to 10"	M-10529-S	4	65	B-106	4
	12" & up	M-10530-S ‡	4	65	B-106	4
#2	1 1/4" to 4"	M-6199	4	65	B-106	4
	4" to 6"	M-10528	4	65	B-106	4
	6" to 10"	M-10529	4	65	B-106	4
	12" & up	M-10530 ‡	4	65	B-106	2
#1	1 1/4" to 4"	M-10531	4	90	B-106	2
	4" to 6"	M-10532	4	90	B-106	4
	6" to 10"	M-10533	4	90	B-106	4
	12" & up	M-10534 ‡	4	90	B-106	4
1/0	1 1/4" to 4"	M-10535	4	115	B-106	2
	4" to 6"	M-1147	4	115	B-106	4
	6" to 10"	M-10536	4	115	B-106	4
	12" & up	M-10537 ‡	4	115	B-106	4
2/0	1 1/4" to 4"	M-10538	4	115	B-106	4
	4" to 6"	M-10539	4	115	B-106	4
	6" to 10"	M-10540	4	115	B-106	4
	12" & up	M-10541 ‡	4	115	B-106	4
4/0	1 1/4" to 4"	M-5622	4	150	B-106	2
	4" to 6"	M-7381	4	150	B-106	2
	6" to 10"	M-10365	4	150	B-106	2
	12" & up	M-10542 ‡	4	150	B-106	4



Use 40-0106-32 Vertical Chain Clamps to help hold mold to pipe

- **For sizes not listed, contact thermOweld®.**
- Molds listed are for concentric stranded cable. Add suffix "-S" to mold number for solid conductors.
- For expedited service, contact thermOweld®.
- To order weld metal for use with EZ Lite Remote® insert TW before and EZ after weld metal number.
- Required Tools;
  Handle Clamps w/ Flint Ignitor (see chart for correct handles)
  38-0309-00 ~ Flint Ignitor or 38-EZLT-RU EZ Lite Remote®
- Other recommended accessories;
  40-0106-32 ~ Vertical Chain Clamp w/ B-106 Handles for 4" Pipe & smaller
  40-0106-27 ~ 20" Chain Extension for 4" to 10" Pipe
  Use (2) 20" Chain Extensions for pipe sizes between 10" and 16"
  40-4431-00 ~ Magnetic Handle Clamp w/ B-106 Handles
  38-3922-00 ~ Mold Cleaning Brush
  38-0135-00 ~ Cable Cleaning Brush
  38-0101-00 ~ Rasp

‡ Flat Surface Mold

CS-5

TYPE MOLDS

Horizontal Cable Tap to Horizontal Cast Iron Surface

For AWG Conductors

Note that the cable is **ON** the surface



MOLDS FOR AWG CONDUCTORS					
Cable Size	Mold #	Price Key	Weld Metal	Handle Clamps	Lead Time
#6 Sol	M-1613	3†	25CI	Included	2
#6	M-1614	3†	25CI	Included	2
#4 Sol	M-1615	3†	45CI	Included	2
#4	M-1616	3†	45CI	Included	2
#2 Sol	M-1617	3†	45CI	Included	2
#2	M-1618	3†	45CI	Included	2
#1 Sol	M-1619	3†	65CI	Included	4
#1	M-1620	3†	65CI	Included	4

DO NOT use Type CS-5 molds on Soil Pipe (ASTM A74-82). A test weld should be made on a section of the pipe being used to determine the possibility of detrimental metallugical effects.

Welding to Horizontal Pipe: To weld to horizontal cast iron pipe, add pipe size to mold number. Example: To weld #1 STR cable to 6" horizontal cast iron pipe, the mold number would be M-1620-6. To weld #1 cable or smaller to pipe 14" and larger, use flat surface mold.

CS-4

TYPE MOLDS

Vertical Thru Cable to Vertical Steel Surface

For AWG Conductors

Note that the cable is **OFF** the surface



MOLDS FOR AWG CONDUCTORS										
Cable Size	STANDARD CONNECTION					HEAVY DUTY CONNECTION				
	Mold #	Price Key	Weld Metal	Handle Clamps	Lead Time	Mold #	Price Key	Weld Metal	Handle Clamps	Lead Time
#6	M-1215	4	90	B-106	2	M-1215-H	17	200	B-106	4
#4	M-1216	4	90	B-106	2	M-1216-H	17	200	B-106	4
#2	M-1218	4	115	B-106	2	M-1218-H	17	250	B-106	4
#1	M-1219	4	115	B-106	2	M-1219-H	17	250	B-106	4
1/0	M-1220	17	200	B-106	2	M-1220-H	6	2-200	B-107	4
2/0	M-1221	17	200	B-106	2	M-1221-H	6	2-200	B-107	2
3/0	M-1222	17	250	B-106	2	M-1222-H	6	500	B-107	4
4/0	M-1223	17	250	B-106	2	M-1223-H	6	500	B-107	2
250 MCM	M-1224	17	250	B-106	2	M-1224-H	6	500	B-107	4
300 MCM	Use Heavy Duty Molds					M-1225-H	6	500	B-107	2
350 MCM						M-1226-H	6	3-200	B-107	2
500 MCM						M-1228-H	6	3-250	B-107	2

Welding to Vertical Pipe: To weld to vertical pipe, add pipe size to mold number. Example: To weld 4/0 str cable to 6" vertical pipe, the mold number would be M-1223-V6. To weld #1 cable or smaller to pipe 14" and larger, use flat surface mold. For 1/0 cable and larger, use flat surface mold only on pipe 30" and larger.

- **For sizes not listed, contact thermOweld®.**
- Molds listed are for concentric stranded cable. Add suffix "-S" to mold number for solid conductors.
- For molds with wear plates, see page 93.
- For expedited service, contact thermOweld®.
- To order weld metal for use with EZ Lite Remote® insert TW before and EZ after weld metal number.
- Required Tools;
  - Handle Clamps w/ Flint Ignitor (see chart for correct handles)
  - † ~ Sold complete with frame
  - 38-0309-00 ~ Flint Ignitor or 38-EZLT-RU EZ Lite Remote®
- Other recommended accessories;
  - 40-0319-01 ~ Mold Cleaner for cartridge sizes #15-#65 (CS-5 Mold Only)
  - 38-3922-00 ~ Mold Cleaning Brush
  - 38-0135-00 ~ Cable Cleaning Brush
  - 38-0101-00 ~ Rasp
  - 38-4129-00 ~ Packing Material for 1/0 & Larger Molds (CS-5 Molds Only)

CS-6

TYPE MOLDS

Horizontal Thru Cable to Vertical Steel Surface

For AWG Conductors

Note that the cable is **OFF** the surface

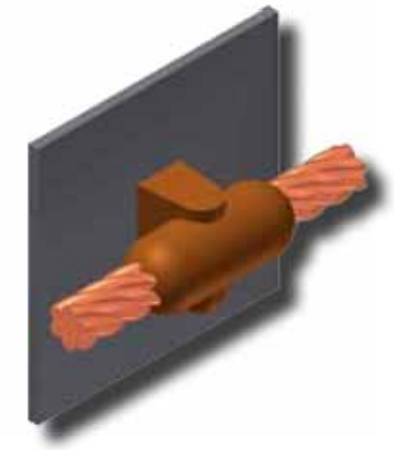

MOLDS FOR AWG CONDUCTORS					
Cable Size	Mold #	Price Key	Weld Metal	Handle Clamps	Lead Time
#6	M-1626	4	65	B-106	2
#4	M-1627	4	65	B-106	2
#2	M-1628	4	65	B-106	2
#1	M-1629	4	90	B-106	2
1/0	M-1630	4	115	B-106	2
2/0	M-1631	4	115	B-106	2
3/0	M-1632	4	150	B-106	2
4/0	M-1633	4	150	B-106	2
250 MCM	M-1634	4	150	B-106	2

Welding to Vertical Pipe: To weld to vertical pipe, add pipe size to mold number. Example: To weld 4/0 str cable to 6" vertical pipe, the mold number would be M-1633-V6. To weld #1 cable or smaller to pipe 14" and larger, use flat surface mold. For 1/0 cable and larger, use flat surface mold only on pipe 30" and larger.

CS-18

TYPE MOLDS

Horizontal Tap Cable to Vertical Steel Surface

For AWG Conductors

Note that the cable is **ON** the surface



Left Hand Mold

Right Hand Mold

MOLDS FOR AWG CONDUCTORS					
Cable Size	Mold #†	Price Key	Weld Metal	Handle Clamps	Lead Time
#6	M-5910	4	45	B-106	2
#4	M-2761	4	45	B-106	2
#2	M-2569	4	45	B-106	2
#1	M-6060	4	65	B-106	2
1/0	M-5419	4	90	B-106	2
2/0	M-2567	4	90	B-106	2
3/0	M-6072	4	115	B-106	2
4/0	M-9253	4	115	B-106	2
250 MCM	M-2568	4	115	B-106	2
300 MCM	M-6061	4	150	B-106	4
350 MCM	M-6067	4	200	B-106	2
500 MCM	M-8359	4	200	B-106	2

† Add (-R) to mold number for right hand mold or (-L) for left hand mold. Right hand (-R) mold will be furnished if not specified.

Welding to Horizontal Pipe: To weld to horizontal pipe, add pipe size to mold number. Example: To weld 4/0 str cable to 6" horizontal pipe, the mold number would be M-9253-L6.

- **For sizes not listed, contact thermOweld®.**
- Molds listed are for concentric stranded cable. Add suffix "-S" to mold number for solid conductors.
- For heavy duty connections , contact thermOweld®.
- For molds with wear plates, see page 93.
- For expedited service, contact thermOweld®.
- To order weld metal for use with EZ Lite Remote® insert TW before and EZ after weld metal number.
- Required Tools;
  - Handle Clamps w/ Flint Ignitor (see chart for correct handles)
  - 38-0309-00 ~ Flint Ignitor or 38-EZLT-RU EZ Lite Remote®
- Other recommended accessories;
  - 40-0319-01 ~ Mold Cleaner for cartridge sizes #15-#65 (CS-6 Molds Only)
  - 40-0319-03 ~ Mold Cleaner for cartridge sizes #90-#500 (CS-6 Molds Only)
  - 38-3922-00 ~ Mold Cleaning Brush
  - 38-0135-00 ~ Cable Cleaning Brush
  - 38-0101-00 ~ Rasp
  - 38-4129-00 ~ Packing Material for 1/0 & Larger Molds (CS-18 Molds Only)

CS-7

TYPE MOLDS

Overhead Vertical Tap Cable to Vertical SteelSurface

For AWG Conductors

Note that the cable is **ON** the surface



MOLDS FOR AWG CONDUCTORS

Cable Size	STANDARD CONNECTION					HEAVY DUTY CONNECTION				
	Mold #	Price Key	Weld Metal	Handle Clamps	Lead Time	Mold #	Price Key	Weld Metal	Handle Clamps	Lead Time
#6	M-1635	4	65	B-106	2	M-1635-H	4	90	B-106	4
#4	M-1636	4	65	B-106	2	M-1636-H	4	115	B-106	2
#2	M-1638	4	65	B-106	2	M-1638-H	4	115	B-106	2
#1	M-1639	4	90	B-106	2	M-1639-H	4	150	B-106	4
1/0	M-1640	4	150	B-106	2	M-1640-H	17	200	B-106	4
2/0	M-1641	4	150	B-106	2	M-1641-H	17	200	B-106	2
3/0	M-1642	17	200	B-106	2	M-1642-H	17	250	B-106	4
4/0	M-1643	17	200	B-106	2	M-1643-H	17	250	B-106	2
250 MCM	M-1644	17	200	B-106	2	M-1644-H	6	2-150	B-107	4
300 MCM	M-1645	17	250	B-106	2	M-1645-H	6	2-200	B-107	4
350 MCM	M-1646	6	2-150	B-107	4	M-1646-H	6	500	B-107	4
500 MCM	M-1648	6	2-200	B-107	2	M-1648-H	6	3-200	B-107	4
750 MCM	M-1649	6	500	B-107	2	Not Available				
1000 MCM	M-1650	6	3-200	B-107	2					

- **For sizes not listed, contact thermOweld®.**
- Molds listed are for concentric stranded cable. Add suffix "-S" to mold number for solid conductors.
- For expedited service, contact thermOweld®.
- To order weld metal for use with EZ Lite Remote® insert TW before and EZ after weld metal number.
- Required Tools;
  Handle Clamps w/ Flint Ignitor (see chart for correct handles)
  38-0309-00 ~ Flint Ignitor or 38-EZLT-RU EZ Lite Remote®
- Other recommended accessories;
  40-4431-00 ~ Magnetic Handle Clamp w/ B-106 Handles
  38-3922-00 ~ Mold Cleaning Brush
  38-0135-00 ~ Cable Cleaning Brush
  38-0101-00 ~ Rasp

Welding to Vertical Pipe: To weld to vertical pipe, add pipe size to mold number. Example: To weld 4/0 str cable to 6" vertical pipe, the mold number would be M-1643-V6. To weld #1 cable or smaller to pipe 14" and larger, use flat surface mold. For 1/0 cable and larger, use flat surface mold only on pipe 30" and larger.

CB-1

TYPE MOLDS

Horizontal Cable Tap to Horizontal Lug or Bus

For AWG Conductors

See page 63-64 for Lug part numbers.



MOLDS FOR AWG CONDUCTORS						
Cable Size	Lug Size	Mold #	Price Key	Weld Metal	Handle Clamps	Lead Time
#8	1/16 X 1/2	M-966	4	15	B-106	4
	1/8 X 1	M-967	4	45	B-106	2
#6	1/16 X 1/2	M-968	4	15	B-106	4
	1/8 X 1	M-969	4	45	B-106	2
#4	1/8 X 9/16	M-970	4	25	B-106	2
	1/8 X 1	M-971	4	45	B-106	2
#2	1/8 X 5/8	M-974	4	32	B-106	2
	1/8 X 1	M-975	4	45	B-106	2
#1	1/8 X 5/8	M-976	4	32	B-106	4
	1/8 X 1	M-977	4	45	B-106	2
1/0	1/8 X 1	M-978	4	45	B-106	2
	1/4 X 1	M-979	4	65	B-106	2
2/0	1/8 X 1	M-980	4	65	B-106	2
	1/4 X 1	M-981	4	65	B-106	2
3/0	3/16 X 1	M-982	4	90	B-106	2
	1/4 X 1	M-983	4	90	B-106	2
4/0	3/16 X 1	M-984	4	90	B-106	2
	1/4 X 1	M-985	4	90	B-106	2
	1/4 X 1-1/4	M-986	4	90	B-106	2
	1/4 X 1-1/2	M-987	4	90	B-106	2
	1/4 X 3	M-1915	4	90	B-106	2
250 MCM	1/4 X 1	M-988	4	90	B-106	2
	1/4 X 1-1/4	M-989	4	90	B-106	4
	1/4 X 1-1/2	M-990	4	90	B-106	2
	1/4 X 3	M-1916	4	90	B-106	2
300 MCM	1/4 X 1	M-991	4	90	B-106	2
	1/4 X 1-1/4	M-992	4	90	B-106	4
	1/4 X 1-1/2	M-993	4	90	B-106	2
	1/4 X 3	M-1917	4	90	B-106	4
350 MCM	1/4 X 1	M-994	4	115	B-106	2
	1/4 X 1-1/4	M-995	4	115	B-106	2
	1/4 X 3	M-1918	4	115	B-106	4
500 MCM	1/4 X 1-1/2	M-1001	4	200	B-106	2
	1/4 X 2	M-1002	4	200	B-106	2
	1/4 X 3	M-1920	4	200	B-106	2
	3/8 X 1	M-1003	4	200	B-106	4
	3/8 X 1-1/2	M-1004	4	200	B-106	2
	3/8 X 2	M-1005	5	2-150	B-107	4
750 MCM	1/4 X 2	M-1006	5	2-150	B-107	2
	3/8 X 1-1/2	M-1007	5	2-150	B-107	2
	3/8 X 2	M-1008	5	2-150	B-107	2
	3/8 X 3	M-1921	5	2-150	B-107	4
1000 MCM	3/8 X 2	M-1009	5	2-200	B-107	4
	3/8 X 3	M-1922	5	2-200	B-107	4
	7/16 X 2	M-1010	5	2-200	B-107	4
	1/2 X 2	M-1011	5	500	B-107	2

- **For sizes not listed, contact thermOweld®.**
- Molds listed are for concentric stranded cable. Add suffix "-S" to mold number for solid conductors.
- For molds with wear plates, see page 93.
- For heavy duty connections or molds with wear plates, contact thermOweld®.
- To order weld metal for use with EZ Lite Remote® insert TW before and EZ after weld metal number.
- Required Tools;
  Handle Clamps w/ Flint Ignitor (see chart for correct handles)
  38-0309-00 ~ Flint Ignitor or 38-EZLT-RU EZ Lite Remote®
- Other recommended accessories;
  38-3922-00 ~ Mold Cleaning Brush
  38-0135-00 ~ Cable Cleaning Brush

COPPER LUGS

STRAIGHT AND OFFSET COPPER LUGS

thermOweld® straight & offset lugs are designed to be used with CB-1 Type Molds listed on page 62. The lugs are made from electrolytic grade copper bar stock and are tin plated. The lugs are available with one, two or four bolt holes with NEMA spacing. For lug sizes not listed, contact thermOweld®.

Lug Size	Straight Lug Part #	Offset Lug Part #	# Of Holes	Bolt Size	T	W	A	B
1/8 X 1	38-4200-00	38-4150-00	1	3/8	1/8	1	1/2	7/8
1/8 X 1	38-4202-00	38-4152-00	2	1/2	1/8	1	5/8	3
3/16 X 1	38-4203-00	38-4153-00	1	1/2	3/16	1	9/16	1-1/8
3/16 X 1	38-4205-00	38-4155-00	2	1/2	3/16	1	5/8	3
1/4 X 1	38-4206-00	38-4156-00	1	1/2	1/4	1	5/8	1-1/8
1/4 X 1	38-4208-00	38-4158-00	2	1/2	1/4	1	5/8	3
1/4 X 1-1/2	38-4212-00	38-4162-00	1	5/8	1/4	1-1/2	3/4	1-1/2
1/4 X 1-1/2	38-4214-00	38-4164-00	2	1/2	1/4	1-1/2	5/8	3
1/4 X 2	38-3605-00	38-3607-00	2	1/2	1/4	2	5/8	3
3/8 X 1-1/2	38-4215-00	38-4165-00	1	5/8	3/8	1-1/2	3/4	1-1/2
3/8 X 1-1/2	38-4217-00	38-4167-00	2	1/2	3/8	1-1/2	5/8	3
3/8 X 2	38-4218-00	38-4168-00	1	5/8	3/8	2	1	2-1/8
3/8 X 2	38-4220-00	38-4170-00	2	1/2	3/8	2	5/8	3
1/4 X 3	38-4221-00	38-4171-00	4	1/2	1/4	3	5/8	3
3/8 X 3	38-4225-00	38-4175-00	4	1/2	3/8	3	5/8	3
1/2 X 3	38-4226-00	38-4176-00	4	1/2	1/2	3	5/8	3

For sizes not listed, contact thermOweld®.

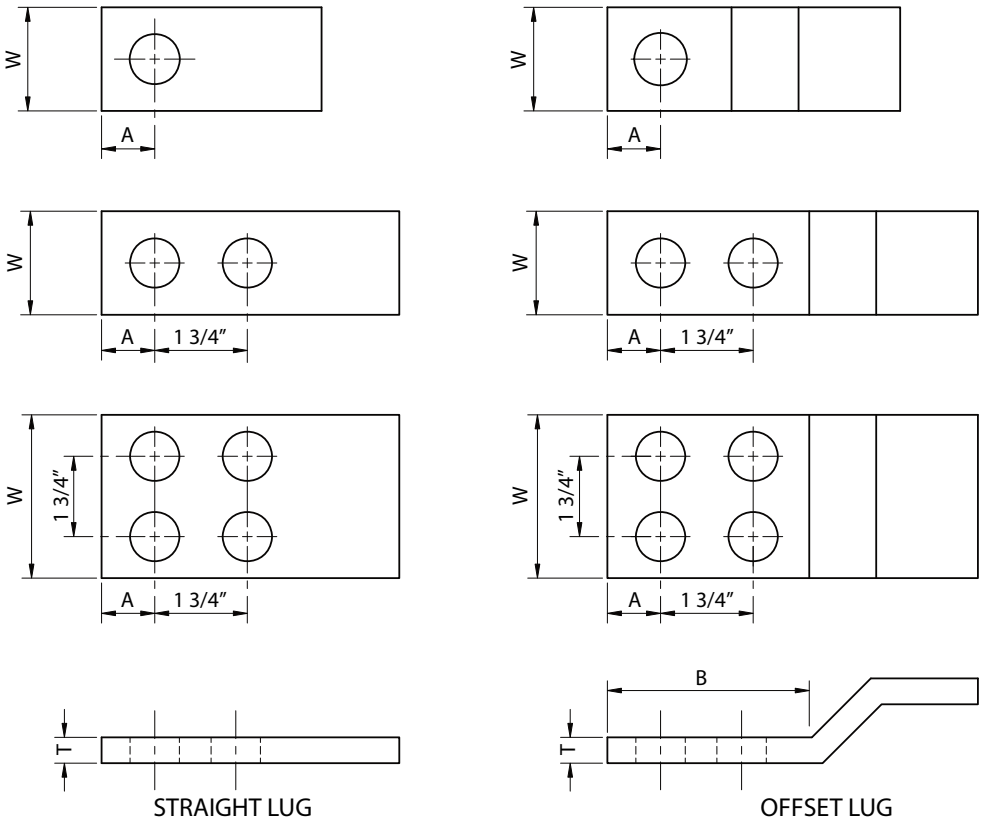

COPPER LUGS

45˚ COPPER LUGS

thermOweld® 45˚ lugs are designed to be used with CB-1 Type Molds listed on page 62. The lugs are made from electrolytic grade copper bar stock and tin plated. The lugs are available with one, two or four bolt holes with NEMA spacing. For lug sizes not listed, contact thermOweld®.

Lug Size	45° Lug Part #	# Of Holes	Bolt Size	T	W	A	B
1/8 X 1	38-4227-00	1	3/8	1/8	1	7/16	7/8
1/8 X 1	38-4229-00	2	1/2	1/8	1	5/8	3
3/16 X 1	38-4230-00	1	1/2	3/16	1	5/8	1-1/4
3/16 X 1	38-4232-00	2	1/2	3/16	1	5/8	3
1/4 X 1	38-4233-00	1	1/2	1/4	1	5/8	1-1/4
1/4 X 1	38-4235-00	2	1/2	1/4	1	5/8	3
1/4 X 1-1/2	38-4239-00	1	5/8	1/4	1-1/2	3/4	1-1/2
1/4 X 1-1/2	38-4241-00	2	1/2	1/4	1-1/2	5/8	3
3/8 X 1-1/2	38-4242-00	1	5/8	3/8	1-1/2	3/4	1-1/2
3/8 X 1-1/2	38-4244-00	2	1/2	3/8	1-1/2	5/8	3
3/8 X 2	38-4245-00	1	5/8	3/8	2	3/4	1-1/2
3/8 X 2	38-4247-00	2	1/2	3/8	2	5/8	3
1/4 X 3	38-4248-00	4	1/2	1/4	3	5/8	3
3/8 X 3	38-4252-00	4	1/2	3/8	3	5/8	3
1/2 X 3	38-4253-00	4	1/2	1/2	3	5/8	3

For sizes not listed, contact thermOweld®.

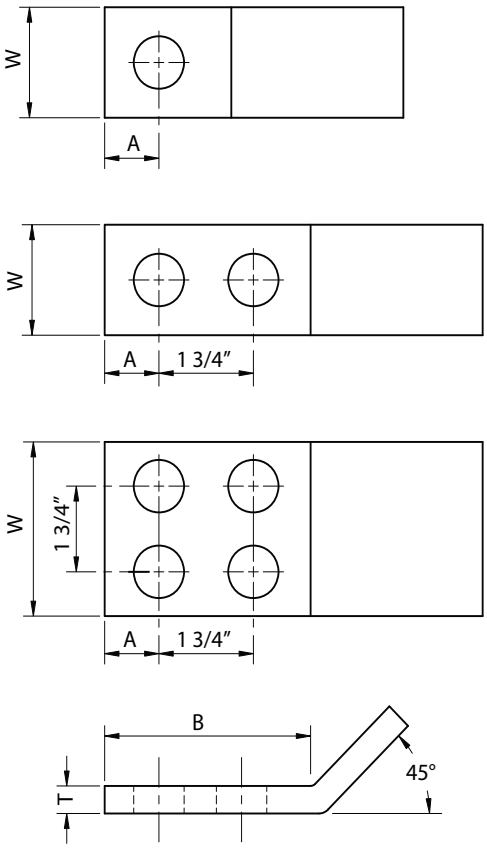

CB-33

TYPE MOLDS

Horizontal Cable Tap to Horizontal Lug or Bus

For AWG Conductors



MOLDS FOR AWG CONDUCTORS						
Cable Size	Lug Size (See Lugs Below)	Mold #	Price Key	Weld Metal	Handle Clamps	Lead Time
#4	1/8 X 1	M-2035	4	32	B-106	2
#2 Sol	1/8 X 1	M-2036-S	4	32	B-106	2
#2	1/8 X 1	M-2036	4	32	B-106	2
#1	1/8 X 1	M-2037	4	32	B-106	2
1/0	1/8 X 1	M-2038	4	45	B-106	2
2/0	1/8 X 1	M-2039	4	45	B-106	2
4/0	3/16 X 1	M-2041	4	65	B-106	2
250 MCM	3/16 X	M-2042	4	65	B-106	2
300 MCM	1/4 X 1	M-2043	4	90	B-106	2
350 MCM	1/4 X 1	M-2044	4	90	B-106	4
500 MCM	1/4 X 1-1/2	M-2045	4	150	B-106	4

- **For sizes not listed, contact thermOweld®.**
- For heavy duty connections or molds with wear plates, contact thermOweld®.
- For expedited service, contact thermOweld®.
- To order weld metal for use with EZ Lite Remote® insert TW before and EZ after weld metal number.
- Required Tools;
  Handle Clamps w/ Flint Ignitor (see chart for correct handles)
  38-0309-00 ~ Flint Ignitor or 38-EZLT-RU EZ Lite Remote®
- Other recommended accessories;
  38-3922-00 ~ Mold Cleaning Brush
  38-0135-00 ~ Cable Cleaning Brush

CB-33 STYLE COPPER LUGS

thermOweld® CB-33 Style lugs are designed to be used with CB-33 Type Molds listed above. The lugs are made from electrolytic grade copper bar stock and are tin plated. The lugs are available with one or two bolt holes with NEMA spacing. For lug sizes not listed, contact thermOweld®.

Lug Size	Lug Part #	# Of Holes	Bolt Size	T	W	A
1/8 X 1	38-4294-00	1	1/2	1/8	1	5/8
1/8 X 1	38-3575-00	2	1/2	1/8	1	5/8
3/16 X 1	38-4293-00	1	1/2	3/16	1	5/8
3/16 X 1	38-4297-00	2	1/2	3/16	1	5/8
1/4 X 1	38-4295-00	1	1/2	1/4	1	5/8
1/4 X 1	38-4298-00	2	1/2	1/4	1	5/8
1/4 X 1-1/2	38-4296-00	1	1/2	1/4	1-1/2	5/8
1/4 X 1-1/2	38-4299-00	2	1/2	1/4	1-1/2	5/8

For sizes not listed, contact thermOweld®.

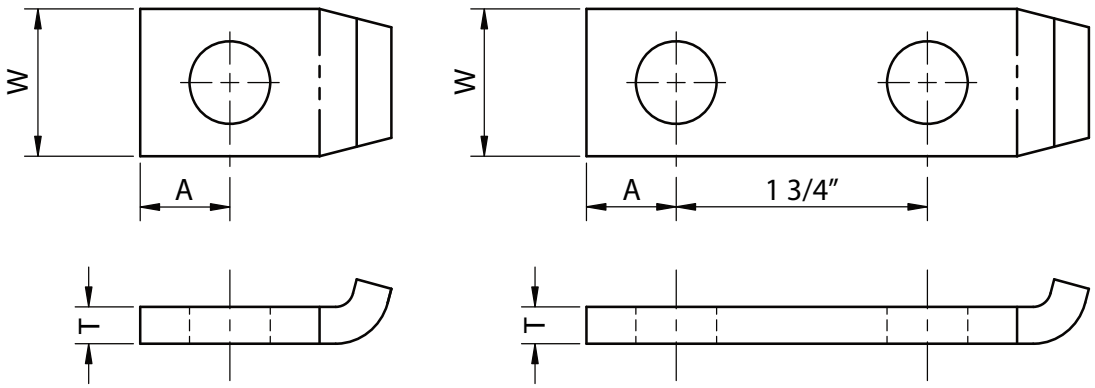

PREFABRICATED LUG BONDS

Prefabricated Lug Bonds and Lug Stub Bonds are made to your specifications. Typical uses for Prefabricated Lug Bonds include cable tray bonding and grounding, structure bonds, surge arrester leads and power jumpers.

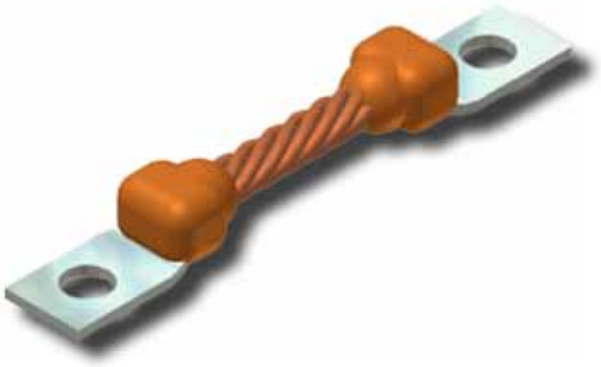

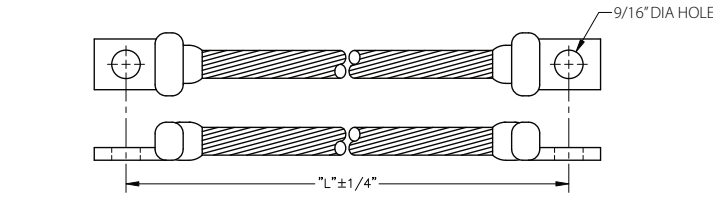

Figure 1

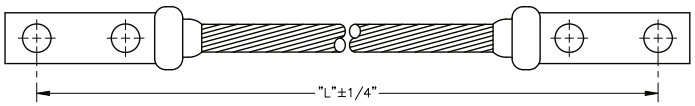

Figure 2

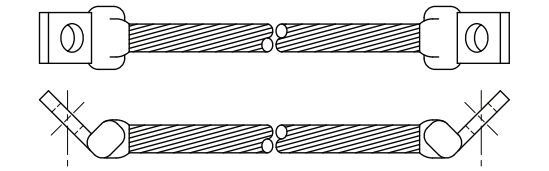

Figure 3

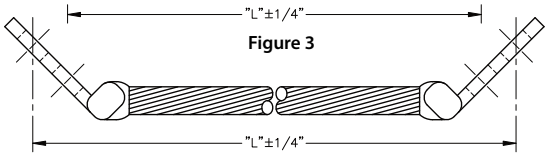

Figure 4

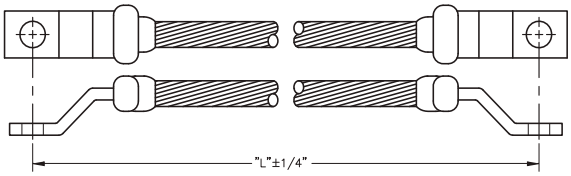

Figure 5

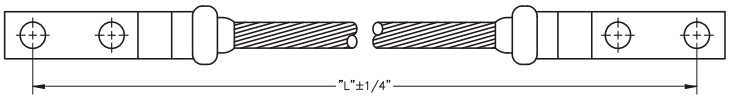

Figure 6

LUG BONDS							
Cable Size	Lug Size	One Hole Figure 1	Two Hole Figure 2	One Hole 45° Figure 3	Two Hole 45° Figure 4	One Hole Offset Figure 5	Two Hole Offset Figure 6
#4	1/8 X 1	38-5672-"L"	38-5673-"L"	38-5674-"L"	38-5675-"L"	38-7311-"L"	TBD
#2	1/8 X 1	38-5676-"L"	38-5677-"L"	38-5678-"L"	38-5679-"L"	TBD	TBD
#1	1/8 X 1	38-5680-"L"	38-5681-"L"	38-5682-"L"	38-5683-"L"	TBD	TBD
1/0	1/8 X 1	38-5684-"L"	38-5685-"L"	38-5686-"L"	38-5687-"L"	TBD	TBD
2/0	1/8 X 1	38-5688-"L"	38-5689-"L"	38-5690-"L"	38-5691-"L"	TBD	TBD
4/0	3/16 X 1	38-5692-"L"	38-5693-"L"	38-5694-"L"	38-5695-"L"	TBD	TBD
250 MCM	3/16 X 1	38-5696-"L"	38-5697-"L"	38-5698-"L"	38-5699-"L"	TBD	TBD

"L" = Length of Bond in inches
For sizes not listed, contact thermOweld®

PREFABRICATED LUG BONDS

Prefabricated Lug Bonds and Lug Stub Bonds are made to your specifications. Typical uses for Prefabricated Lug Bonds include cable tray bonding and grounding, structure bonds, surge arrester leads and power jumpers.

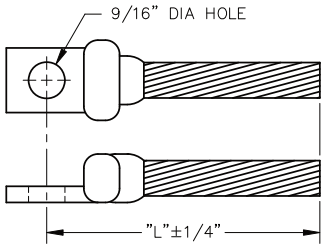

FIGURE 1

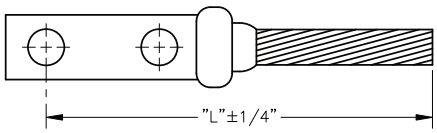

FIGURE 2

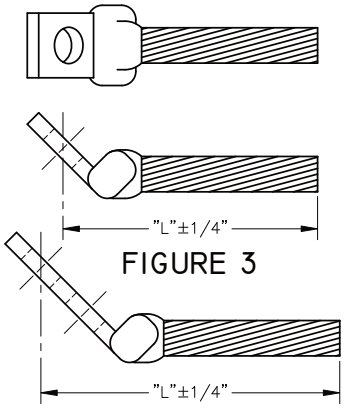

FIGURE 3

FIGURE 4

LUG STUB BONDS					
Cable Size	Lug Size	One Hole Figure 1	Two Hole Figure 2	One Hole 45° Figure 3	Two Hole 45° Figure 4
#4	1/8 X 1	38-5700-"L"	38-5701-"L"	38-5702-"L"	38-5703-"L"
#2	1/8 X 1	38-5704-"L"	38-5705-"L"	38-5706-"L"	38-5707-"L"
#1	1/8 X 1	38-5708-"L"	38-5709-"L"	38-5710-"L"	38-5711-"L"
1/0	1/8 X 1	38-5712-"L"	38-5713-"L"	38-5714-"L"	38-5715-"L"
2/0	1/8 X 1	38-5716-"L"	38-5717-"L"	38-5718-"L"	38-5719-"L"
4/0	3/16 X 1	38-5720-"L"	38-5721-"L"	38-5722-"L"	38-5723-"L"
250 MCM	3/16 X 1	38-5724-"L"	38-5725-"L"	38-5726-"L"	38-5727-"L"

"L" = Length of Bond in inches
For sizes not listed, contact thermOweld®

CB-4

TYPE MOLDS

Horizontal Cable Tap to Horizontal Bus

For AWG Conductors



MOLDS FOR AWG CONDUCTORS						
Bus Bar Size	Cable Size	Mold #	Price Key	Weld Metal	Handle Clamps	Lead Time
1/4 X 1-1/2 & WIDER	#2	M-5415	4	65	B-106	2
	#2 Sol	M-5415-S	4	65	B-106	SDS
	1/0	M-1651	4	90	B-106	2
	2/0	M-1652	4	90	B-106	2
	3/0	M-1653	4	90	B-106	2
	4/0	M-1654	4	90	B-106	2
	250 MCM	M-1655	4	115	B-106	2
	300 MCM	M-1656	4	115	B-106	2
	350 MCM	M-1657	4	150	B-106	2
	500 MCM	M-1659	4	200	B-106	2
3/8 X 1-1/2 & WIDER	1/0	M-1660	4	90	B-106	2
	2/0	M-1661	4	90	B-106	2
	3/0	M-1662	4	115	B-106	2
	4/0	M-1663	4	115	B-106	2
	250 MCM	M-1664	4	150	B-106	4
	300 MCM	M-1665	4	150	B-106	4
	350 MCM	M-1666	4	200	B-106	4
	500 MCM	M-1668	4	250	B-106	2
	750 MCM	M-1669	5	2-150	B-107	2
	1000 MCM	M-1670	5	2-200	B-107	4
1/2 X 1-1/2 & WIDER	1/0	M-1671	4	115	B-106	2
	2/0	M-1672	4	115	B-106	2
	3/0	M-1673	4	150	B-106	2
	4/0	M-1674	4	150	B-106	2
	250 MCM	M-1675	4	200	B-106	4
	300 MCM	M-1676	4	200	B-106	4
	350 MCM	M-1677	4	250	B-106	2
	500 MCM	M-1679	5	2-150	B-107	2
	750 MCM	M-1680	5	2-200	B-107	4
	1000 MCM	M-1681	5	500	B-107	4

- **For sizes not listed, contact thermOweld®.**
- Molds listed are for concentric stranded cable. Add suffix "-S" to mold number for solid conductors.
- For heavy duty connections, contact thermOweld®.
- For expedited service, contact thermOweld®.
- To order weld metal for use with EZ Lite Remote® insert TW before and EZ after weld metal number.
- Required Tools;
  Handle Clamps w/ Flint Ignitor (see chart for correct handles)
  38-0309-00 ~ Flint Ignitor or 38-EZLT-RU EZ Lite Remote®
- Other recommended accessories;
  40-0319-01 ~ Mold Cleaner for cartridge sizes #15-#65
  40-0319-03 ~ Mold Cleaner for cartridge sizes #90-#500
  38-3922-00 ~ Mold Cleaning Brush
  38-0135-00 ~ Cable Cleaning Brush

CB-2

TYPE MOLDS

Vertical Overhead Tap to Horizontal Bus

For AWG Conductors

MOLDS FOR AWG CONDUCTORS						
Bus Bar Size	Cable Size	Mold #	Price Key	Weld Metal	Handle Clamps	Lead Time
1/8 X 1	1/0	M-830	4	115	B-106	4
	2/0	M-831	4	115	B-106	4
	4/0	M-832	4	115	B-106	2
1/8 X 1-1/2 & WIDER	#2	M-7365	17	65	B-106	2
	1/0	M-833	4	115	B-106	2
	2/0	M-834	4	115	B-106	4
	4/0	M-835	4	115	B-106	2
	250 MCM	M-836	4	115	B-106	4
	300 MCM	M-837	4	150	B-106	4
	350 MCM	M-838	4	150	B-106	1
1/4 X 1	#2	M-7167	17	90	B-106	4
	1/0	M-839	4	150	B-106	2
	2/0	M-840	4	150	B-106	2
	4/0	M-841	4	150	B-106	2
	250 MCM	M-842	4	150	B-106	2
	300 MCM	M-843	4	200	B-106	4
	350 MCM	M-844	4	200	B-106	4
	500 MCM	M-846	4	2-150	B-106	4
1/4 X 1-1/2 & WIDER	#2	M-6366	17	90	B-106	2
	1/0	M-847	4	150	B-106	2
	2/0	M-848	4	150	B-106	2
	4/0	M-849	4	150	B-106	2
	250 MCM	M-850	4	150	B-106	2
	300 MCM	M-851	4	200	B-106	2
	350 MCM	M-852	4	200	B-106	2
	500 MCM	M-854	4	2-150	B-106	2
	750 MCM	M-855	5	2-200	B-107	2
3/8 X 1	1/0	M-857	4	150	B-106	2
	2/0	M-858	4	150	B-106	2
	4/0	M-859	4	150	B-106	4
	250 MCM	M-860	4	150	B-106	4
	300 MCM	M-861	4	200	B-106	4
	350 MCM	M-862	4	200	B-106	4
	500 MCM	M-864	4	250	B-106	4
	750 MCM	M-865	5	2-200	B-107	4
3/8 X 1-1/2 & WIDER	1/0	M-867	4	150	B-106	2
	2/0	M-868	4	150	B-106	2
	4/0	M-869	4	150	B-106	2
	250 MCM	M-870	4	150	B-106	4
	300 MCM	M-871	4	200	B-106	4
	350 MCM	M-872	4	200	B-106	4
	500 MCM	M-874	4	250	B-106	4
	750 MCM	M-875	5	2-200	B-107	4
1/2 X 1	1/0	M-877	4	200	B-106	4
	2/0	M-878	4	200	B-106	4
	4/0	M-879	4	200	B-106	4
	250 MCM	M-880	4	200	B-106	4
	300 MCM	M-881	4	250	B-106	4
	350 MCM	M-882	4	250	B-106	4
	500 MCM	M-884	5	2-150	B-107	4
	750 MCM	M-885	5	500	B-107	4
1/2 X 1-1/2 & WIDER	1/0	M-887	4	200	B-106	2
	2/0	M-888	4	200	B-106	2
	4/0	M-889	4	200	B-106	2
	250 MCM	M-890	4	200	B-106	4
	300 MCM	M-891	4	250	B-106	4
	350 MCM	M-892	4	250	B-106	4
	500 MCM	M-894	5	2-150	B-107	2
	750 MCM	M-895	5	500	B-107	4



- **For sizes not listed, contact thermOweld®.**
- Molds listed are for concentric stranded cable. Add suffix "-S" to mold number for solid conductors.
- For heavy duty connections, contact thermOweld®.
- For expedited service, contact thermOweld®.
- To order weld metal for use with EZ Lite Remote® insert TW before and EZ after weld metal number.
- Required Tools;
  Handle Clamps w/ Flint Ignitor (see chart for correct handles)
  38-0309-00 ~ Flint Ignitor or 38-EZLT-RU EZ Lite Remote®
- Other recommended accessories;
  38-3922-00 ~ Mold Cleaning Brush
  38-0135-00 ~ Cable Cleaning Brush

CB-6

TYPE MOLDS

Vertical Overhead Tap to Horizontal Bus

For AWG Conductors

CB-6 Type Molds are use where there are ***space restrictions*** such as another surface ¾" to 5" from the bus bar.



- **For sizes not listed, contact thermOweld®.**
- Molds listed are for concentric stranded cable. Add suffix "-S" to mold number for solid conductors.
- For heavy duty connections, contact thermOweld®.
- For expedited service, contact thermOweld®.
- To order weld metal for use with EZ Lite Remote® insert TW before and EZ after weld metal number.
- Required Tools;
  Handle Clamps w/ Flint Ignitor (see chart for correct handles)
  † ~ Sold complete with frame
  38-0309-00 ~ Flint Ignitor or 38-EZLT-RU EZ Lite Remote®
- Other recommended accessories;
  38-3922-00 ~ Mold Cleaning Brush
  38-0135-00 ~ Cable Cleaning Brush

MOLDS FOR AWG CONDUCTORS

Bus Bar Size	Cable Size	Mold #	Price Key	Weld Metal	Handle Clamps	Lead Time
1/8 X 1	1/0	M-898	7†	115	B-106	4
	2/0	M-899	7†	115	B-106	4
	4/0	M-900	7†	115	B-106	4
1/8 X 1-1/2 & WIDER	#2	M-5198	7†	65	B-106	2
	1/0	M-901	7†	115	B-106	4
	2/0	M-902	7†	115	B-106	4
	4/0	M-903	7†	115	B-106	4
	250 MCM	M-904	7†	115	B-106	4
	300 MCM	M-905	7†	150	B-106	4
	350 MCM	M-906	7†	150	B-106	4
1/4" X 1	1/0	M-907	7†	150	B-106	2
	2/0	M-908	7†	150	B-106	4
	4/0	M-909	7†	150	B-106	4
	250 MCM	M-910	7†	150	B-106	4
	300 MCM	M-911	7†	200	B-106	4
	350 MCM	M-912	7†	200	B-106	4
	500 MCM	M-914	7†	2-150	B-106	4
1/4 X 1-1/2 & WIDER	#2	M-6967	7†	90	B-106	2
	1/0	M-915	7†	150	B-106	2
	2/0	M-916	7†	150	B-106	4
	4/0	M-917	7†	150	B-106	2
	250 MCM	M-918	7†	150	B-106	2
	300 MCM	M-919	7†	200	B-106	4
	350 MCM	M-920	7†	200	B-106	4
	500 MCM	M-922	7†	2-150	B-106	2
	750 MCM	M-923	8†	2-200	B-107	4
3/8 X 1	1/0	M-925	7†	150	B-106	4
	2/0	M-926	7†	150	B-106	4
	4/0	M-927	7†	150	B-106	4
	250 MCM	M-928	7†	150	B-106	4
	300 MCM	M-929	7†	200	B-106	4
	350 MCM	M-930	7†	200	B-106	4
	500 MCM	M-932	7†	250	B-106	4
	750 MCM	M-933	8†	2-200	B-107	4
3/8 X 1-1/2 & WIDER	1/0	M-935	7†	150	B-106	4
	2/0	M-936	7†	150	B-106	2
	4/0	M-937	7†	150	B-106	4
	250 MCM	M-938	7†	150	B-106	4
	300 MCM	M-939	7†	200	B-106	4
	350 MCM	M-940	7†	200	B-106	4
	500 MCM	M-942	7†	250	B-106	4
	750 MCM	M-943	8†	2-200	B-107	4
1/2 X 1	1/0	M-945	7†	200	B-106	4
	2/0	M-946	7†	200	B-106	4
	4/0	M-947	7†	200	B-106	4
	250 MCM	M-948	7†	200	B-106	4
	300 MCM	M-949	7†	250	B-106	4
	350 MCM	M-950	7†	250	B-106	4
	500 MCM	M-952	8†	2-150	B-107	4
	750 MCM	M-953	8†	500	B-107	4
1/2 X 1-1/2 & WIDER	1/0	M-955	7†	200	B-106	4
	2/0	M-956	7†	200	B-106	4
	4/0	M-957	7†	200	B-106	4
	250 MCM	M-958	7†	200	B-106	4
	300 MCM	M-959	7†	250	B-106	4
	350 MCM	M-960	7†	250	B-106	4
	500 MCM	M-962	8†	2-150	B-107	4
	750 MCM	M-963	8†	500	B-107	4

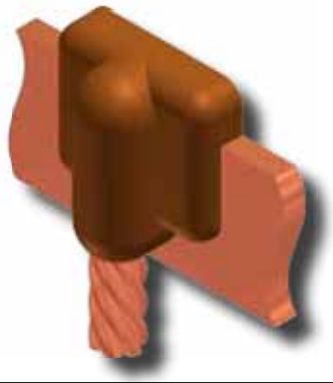

CB-3

TYPE MOLDS

Vertical Drop Tap to Horizontal Bus

For AWG Conductors

MOLDS FOR AWG CONDUCTORS

Bus Bar Size	Cable Size	Mold #	Price Key	Weld Metal	Handle Clamps	Lead Time
1/8 X 1	1/0	M-656	4	90	B-106	4
	2/0	M-657	4	90	B-106	4
	4/0	M-658	4	115	B-106	2
1/8 X 2	1/0	M-659	4	90	B-106	4
	2/0	M-660	4	90	B-106	4
	4/0	M-661	4	115	B-106	2
	250 MCM	M-662	4	115	B-106	4
	300 MCM	M-663	4	150	B-106	2
	350 MCM	M-664	4	150	B-106	2
1/4 X 1	#2	M-6694	4	90	B-106	4
	1/0	M-665	4	115	B-106	2
	2/0	M-666	4	115	B-106	4
	4/0	M-667	4	150	B-106	2
	250 MCM	M-668	4	150	B-106	4
	300 MCM	M-669	4	200	B-106	4
	350 MCM	M-670	4	200	B-106	4
	500 MCM	M-672	4	250	B-106	2
1/4 X 1-1/2	#2	M-6658	4	90	B-106	2
	1/0	M-673	4	115	B-106	4
	2/0	M-674	4	115	B-106	2
	4/0	M-675	4	150	B-106	2
	250 MCM	M-676	4	150	B-106	4
	300 MCM	M-677	4	200	B-106	4
	350 MCM	M-678	4	200	B-106	4
	500 MCM	M-680	4	250	B-106	4
	750 MCM	M-681	5	2-200	B-107	2
1/4 X 2	#2	M-5567	4	90	B-106	2
	1/0	M-682	4	115	B-106	2
	2/0	M-683	4	115	B-106	2
	4/0	M-684	4	150	B-106	2
	250 MCM	M-685	4	150	B-106	4
	300 MCM	M-686	4	200	B-106	2
	350 MCM	M-687	4	200	B-106	4
	500 MCM	M-689	4	250	B-106	2
	750 MCM	M-690	5	2-200	B-107	4
	1000 MCM	M-691	5	500	B-107	4
1/4 X 3 & WIDER	#2	M-5944	4	90	B-106	2
	1/0	M-692	4	115	B-106	2
	2/0	M-693	4	115	B-106	2
	4/0	M-694	4	150	B-106	2
	250 MCM	M-695	4	150	B-106	2
	300 MCM	M-696	4	200	B-106	2
	350 MCM	M-697	4	200	B-106	2
	500 MCM	M-699	4	250	B-106	2
	750 MCM	M-700	5	2-200	B-107	2
	1000 MCM	M-701	5	500	B-107	4

MOLDS FOR AWG CONDUCTORS

Bus Bar Size	Cable Size	Mold #	Price Key	Weld Metal	Handle Clamps	Lead Time
3/8 X 2	1/0	M-702	4	115	B-106	4
	2/0	M-703	4	115	B-106	4
	4/0	M-704	4	150	B-106	4
	250 MCM	M-705	4	150	B-106	4
	300 MCM	M-706	4	200	B-106	4
	350 MCM	M-707	4	200	B-106	4
	500 MCM	M-709	4	250	B-106	2
	750 MCM	M-710	5	2-200	B-107	4
	1000 MCM	M-711	5	500	B-107	4
3/8 X 2 & WIDER	1/0	M-712	4	115	B-106	2
	2/0	M-713	4	115	B-106	4
	4/0	M-714	4	150	B-106	2
	250 MCM	M-715	4	150	B-106	4
	300 MCM	M-716	4	200	B-106	4
	350 MCM	M-717	4	200	B-106	4
	500 MCM	M-719	4	250	B-106	4
	750 MCM	M-720	5	2-200	B-107	4
	1000 MCM	M-721	5	500	B-107	4
1/2 X 2	1/0	M-722	4	150	B-106	4
	2/0	M-723	4	150	B-106	4
	4/0	M-724	4	200	B-106	4
	250 MCM	M-725	4	200	B-106	4
	300 MCM	M-726	4	250	B-106	4
	350 MCM	M-727	4	250	B-106	4
	500 MCM	M-729	4	2-150	B-106	4
	750 MCM	M-730	5	500	B-107	4
	1000 MCM	M-731	5	3-200	B-107	4
1/2 X 3 & WIDER	1/0	M-732	4	150	B-106	4
	2/0	M-733	4	150	B-106	4
	4/0	M-734	4	200	B-106	2
	250 MCM	M-735	4	200	B-106	4
	300 MCM	M-736	4	250	B-106	4
	350 MCM	M-737	4	250	B-106	4
	500 MCM	M-739	5	2-150	B-107	2
	750 MCM	M-740	5	500	B-107	4
	1000 MCM	M-741	5	3-200	B-107	4

- **For sizes not listed, contact thermOweld®.**
- Molds listed are for concentric stranded cable. Add suffix "-S" to mold number for solid conductors.
- For heavy duty connections, contact thermOweld®.
- For expedited service, contact thermOweld®.
- To order weld metal for use with EZ Lite Remote® insert TW before and EZ after weld metal number.
- Required Tools;
  Handle Clamps w/ Flint Ignitor (see chart for correct handles)
  38-0309-00 ~ Flint Ignitor or 38-EZLT-RU EZ Lite Remote®
- Other recommended accessories;
  38-3922-00 ~ Mold Cleaning Brush
  38-0135-00 ~ Cable Cleaning Brush

CB-7

TYPE MOLDS

Vertical Drop Tap to Horizontal Bus

For AWG Conductors

CB-7 Type Molds are used where there are ***space restrictions*** such as another surface ¾" to 5" from the bus bar.

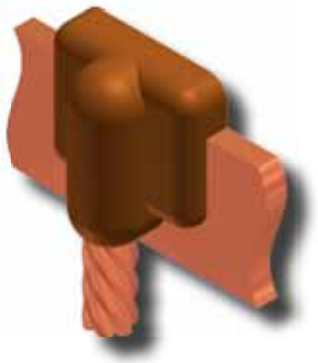

MOLDS FOR AWG CONDUCTORS

Bus Bar Size	Cable Size	Mold #	Price Key	Weld Metal	Handle Clamps	Lead Time
1/8 X 1	1/0	M-743	7†	90	B-106	4
	2/0	M-744	7†	90	B-106	4
	4/0	M-745	7†	115	B-106	2
1/8 X 2	1/0	M-746	7†	90	B-106	4
	2/0	M-747	7†	90	B-106	4
	4/0	M-748	7†	115	B-106	4
	250 MCM	M-749	7†	115	B-106	4
	300 MCM	M-750	7†	150	B-106	4
	350 MCM	M-751	7†	150	B-106	4
1/4 X 1	#2 STR	M-8550	7†	90	B-106	4
	1/0	M-752	7†	115	B-106	4
	2/0	M-753	7†	115	B-106	4
	4/0	M-754	7†	150	B-106	4
	250 MCM	M-755	7†	150	B-106	4
	300 MCM	M-756	7†	200	B-106	4
	350 MCM	M-757	7†	200	B-106	4
	500 MCM	M-759	7†	250	B-106	4
1/4 X 1-1/2	#2	M-8551	7†	90	B-106	4
	1/0	M-760	7†	115	B-106	4
	2/0	M-761	7†	115	B-106	4
	4/0	M-762	7†	150	B-106	4
	250 MCM	M-763	7†	150	B-106	4
	300 MCM	M-764	7†	200	B-106	4
	350 MCM	M-765	7†	200	B-106	4
	500 MCM	M-767	7†	250	B-106	4
	750 MCM	M-768	8†	2-200	B-107	4
1/4 X 2	#2	M-5469	7†	90	B-106	2
	1/0	M-769	7†	115	B-106	4
	2/0	M-770	7†	115	B-106	4
	4/0	M-771	7†	150	B-106	2
	250 MCM	M-772	7†	150	B-106	2
	300 MCM	M-773	7†	200	B-106	4
	350 MCM	M-774	7†	200	B-106	4
	500 MCM	M-776	7†	250	B-106	4
	750 MCM	M-777	8†	2-200	B-107	4
	1000 MCM	M-778	8†	500	B-107	4
1/4 X 3 & WIDER	#2	M-8396	7†	90	B-106	2
	1/0	M-779	7†	115	B-106	2
	2/0	M-780	7†	115	B-106	4
	4/0	M-781	7†	150	B-106	2
	250 MCM	M-782	7†	150	B-106	4
	300 MCM	M-783	7†	200	B-106	4
	350 MCM	M-784	7†	200	B-106	4
	500 MCM	M-786	7†	250	B-106	2
	750 MCM	M-787	8†	2-200	B-107	4
	1000 MCM	M-788	8†	500	B-107	4

MOLDS FOR AWG CONDUCTORS

Bus Bar Size	Cable Size	Mold #	Price Key	Weld Metal	Handle Clamps	Lead Time
3/8 X 2	1/0	M-789	7†	115	B-106	4
	2/0	M-790	7†	115	B-106	4
	4/0	M-791	7†	150	B-106	4
	250 MCM	M-792	7†	150	B-106	4
	300 MCM	M-793	7†	200	B-106	4
	350 MCM	M-794	7†	200	B-106	4
	500 MCM	M-796	7†	250	B-106	4
	750 MCM	M-797	8†	2-200	B-107	4
	1000 MCM	M-798	8†	500	B-107	4
3/8 X 2 & WIDER	1/0	M-799	7†	115	B-106	4
	2/0	M-800	7†	115	B-106	4
	4/0	M-801	7†	150	B-106	2
	250 MCM	M-802	7†	150	B-106	4
	300 MCM	M-803	7†	200	B-106	4
	350 MCM	M-804	7†	200	B-106	4
	500 MCM	M-806	7†	250	B-106	2
	750 MCM	M-807	8†	2-200	B-107	4
	1000 MCM	M-808	8†	500	B-107	4
1/2 X 2	1/0	M-809	7†	150	B-106	4
	2/0	M-810	7†	150	B-106	4
	4/0	M-811	7†	200	B-106	4
	250 MCM	M-812	7†	200	B-106	4
	300 MCM	M-813	7†	250	B-106	4
	350 MCM	M-814	7†	250	B-106	4
	500 MCM	M-816	7†	2-150	B-106	4
	750 MCM	M-817	8†	500	B-107	4
	1000 MCM	M-818	8†	3-200	B-107	4
1/2 X 3 & WIDER	1/0	M-819	7†	150	B-106	4
	2/0	M-820	7†	150	B-106	4
	4/0	M-821	7†	200	B-106	4
	250 MCM	M-822	7†	200	B-106	4
	300 MCM	M-823	7†	250	B-106	4
	350 MCM	M-824	7†	250	B-106	4
	500 MCM	M-826	8†	2-150	B-107	4
	750 MCM	M-827	8†	500	B-107	4
	1000 MCM	M-828	8†	3-200	B-107	4

- **For sizes not listed, contact thermOweld®.**
- Molds listed are for concentric stranded cable. Add suffix "-S" to mold number for solid conductors.
- For heavy duty connections, contact thermOweld®.
- For expedited service, contact thermOweld®.
- To order weld metal for use with EZ Lite Remote® insert TW before and EZ after weld metal number.
- Required Tools;
  Handle Clamps w/ Flint Ignitor (see chart for correct handles)
  † ~ Sold complete with frame
  38-0309-00 ~ Flint Ignitor or 38-EZLT-RU EZ Lite Remote®
- Other recommended accessories;
  38-3922-00 ~ Mold Cleaning Brush
  38-0135-00 ~ Cable Cleaning Brush

CB-29

TYPE MOLDS

Horizontal Bus to Vertical Cable Run

For AWG Conductors

MOLDS FOR AWG CONDUCTORS						
Bus Bar Size	Cable Size	Mold #	Price Key	Weld Metal	Handle Clamps	Lead Time
1/4 X 2 & Wider	#2	M-6922	7	250	B-106	2
	#2 Sol	M-6922-S	7	250	B-106	2
	1/0	M-6758	8	2-200	B-107	2
	2/0	M-6363	8	2-200	B-107	2
	4/0	M-6184	8	500	B-107	2
	250 MCM	M-9937	8	500	B-107	2
	500 MCM	M-6183	8	500	B-107	2
	750 MCM	M-10543	8	3-200	B-107	4
3/8 X 2 & WIDER	#2	M-10544	7	250	B-106	4
	#2 Sol	M-10545	7	250	B-106	4
	1/0	M-10546	8	2-200	B-107	4
	2/0	M-10547	8	2-200	B-107	4
	4/0	M-10548	8	500	B-107	4
	250 MCM	M-10549	8	500	B-107	4
	500 MCM	M-10550	8	500	B-107	4
	750 MCM	M-10551	8	3-200	B-107	4
1/2 X 2 & WIDER	#2	M-10552	8	2-150	B-107	4
	#2 Sol	M-10553	8	2-150	B-107	4
	1/0	M-10554	8	500	B-107	4
	2/0	M-10555	8	500	B-107	4
	4/0	M-10556	8	3-200	B-107	4
	250 MCM	M-10557	8	3-200	B-107	4
	500 MCM	M-10558	8	3-200	B-107	4
	750 MCM	M-10559	8	3-250	B-107	4

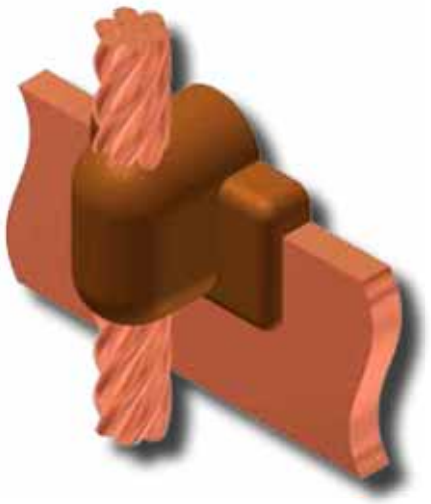

- **For sizes not listed, contact thermOweld®.**
- Molds listed are for concentric stranded cable. Add suffix "-S" to mold number for solid conductors.
- For heavy duty connections, contact thermOweld®.
- For expedited service, contact thermOweld®.
- To order weld metal for use with EZ Lite Remote® insert TW before and EZ after weld metal number.
- Required Tools;
  Handle Clamps w/ Flint Ignitor (see chart for correct handles)
  38-0309-00 ~ Flint Ignitor or 38-EZLT-RU EZ Lite Remote®
- Other recommended accessories;
  40-0319-01 ~ Mold Cleaner for cartridge sizes #15-#65
  40-0319-03 ~ Mold Cleaner for cartridge sizes #90-#500
  38-3922-00 ~ Mold Cleaning Brush
  38-0135-00 ~ Cable Cleaning Brush

CB-5

TYPE MOLDS

Horizontal Bus Tap to Horizontal Cable Run

For AWG Conductors



MOLDS FOR AWG CONDUCTORS						
Cable Size	Lug Size	Mold #	Price Key	Weld Metal	Handle Clamps	Lead Time
1/0	1/8 X 1	M-1682	4	65	B-106	4
	1/4 X 1	M-1683	4	90	B-106	4
2/0	1/8 X 1	M-1684	4	90	B-106	2
	1/4 X 1	M-1685	4	115	B-106	2
4/0	3/16 X 1	M-1690	4	150	B-106	2
	1/4 X 1	M-1691	4	150	B-106	2
	1/4 X 1-1/2	M-1692	4	200	B-106	4
	1/4 X 2	M-1693	4	250	B-106	2
250 MCM	1/4 X 1	M-1694	4	150	B-106	2
	1/4 X 1-1/2	M-1695	4	200	B-106	4
	1/4 X 2	M-1696	4	250	B-106	4
300 MCM	1/4 X 1	M-1697	4	200	B-106	2
	1/4 X 1-1/2	M-1698	4	250	B-106	4
	1/4 X 2	M-1699	5	2-150	B-107	4
350 MCM	1/4 X 1	M-1700	5	200	B-107	4
	1/4 X 1-1/4	M-1701	5	200	B-107	4
	1/4 X 1-1/2	M-1702	5	250	B-107	4
	1/4 X 2	M-1703	5	2-150	B-107	4
500 MCM	1/4 X 1	M-1707	5	250	B-107	2
	1/4 X 1-1/2	M-1708	5	2-150	B-107	4
	1/4 X 2	M-1709	5	2-200	B-107	4
750 MCM	1/4 X 1-1/2	M-1710	5	2-200	B-107	4
	1/4 X 2	M-1711	5	500	B-107	4
	3/8 X 1-1/2	M-1712	5	500	B-107	4
	3/8 X 2	M-1713	5	3-200	B-107	4
1000 MCM	1/4 X 1-1/2	M-1714	5	500	B-107	4
	1/4 X 2	M-1715	5	3-200	B-107	4
	3/8 X 1-1/2	M-1716	5	3-200	B-107	4
	3/8 X 2	M-1717	5	3-250	B-107	4

- **For sizes not listed, contact thermOweld®.**
- Molds listed are for concentric stranded cable. Add suffix "-S" to mold number for solid conductors.
- For heavy duty connections , contact thermOweld®.
- For molds with wear plates, see page 93.
- For expedited service, contact thermOweld®.
- To order weld metal for use with EZ Lite Remote® insert TW before and EZ after weld metal number.
- Required Tools;
  Handle Clamps w/ Flint Ignitor (see chart for correct handles)
  38-0309-00 ~ Flint Ignitor or 38-EZLT-RU EZ Lite Remote®
- Other recommended accessories;
  40-0319-01 ~ Mold Cleaner for cartridge sizes #15-#65
  40-0319-03 ~ Mold Cleaner for cartridge sizes #90-#500
  38-3922-00 ~ Mold Cleaning Brush
  38-0135-00 ~ Cable Cleaning Brush

BB-1

TYPE MOLDS

Horizontal Bus End to End

Bus Bar Size	Mold #	Price Key	Weld Metal	Handle Clamps	Lead Time
1/8 X 1	M-1118	4	45	B-106	2
1/8 X 2	M-1119	4	90	B-106	2
3/16 X 1	M-1120	4	65	B-106	2
3/16 X 2	M-1121	4	115	B-106	4
1/4 X 1	M-1122	4	90	B-106	2
1/4 X 1-1/4	M-1123	4	115	B-106	2
1/4 X 1-1/2	M-1124	4	150	B-106	2
1/4 X 2	M-1125	4	200	B-106	2
1/4 X 3	M-1126	5	2-200	B-107	2
1/4 X 4	M-1127	5	500	B-107	2
3/8 X 1	M-1130	4	150	B-106	4
3/8 X 1-1/2	M-1131	4	250	B-106	4
3/8 X 2	M-1132	5	2-150	B-107	2
3/8 X 3	M-1133	5	500	B-107	4
3/8 X 4	M-1134	5	3-200	B-107	2
1/2 X 1	M-1135	4	200	B-106	4
1/2 X 2	M-1136	5	2-200	B-107	4
1/2 X 3	M-1137	5	3-200	B-107	4
1/2 X 4	M-1138	6	2-500	B-107	2



- **For sizes not listed, contact thermOweld®.**
- For heavy duty connections, contact thermOweld®.
- For expedited service, contact thermOweld®.
- To order weld metal for use with EZ Lite Remote® insert TW before and EZ after weld metal number.
- Required Tools;
  Handle Clamps w/ Flint Ignitor (see chart for correct handles)
  38-0309-00 ~ Flint Ignitor or 38-EZLT-RU EZ Lite Remote®
- Other recommended accessories;
  38-3922-00 ~ Mold Cleaning Brush
  38-0305-00 ~ Card Cloth Brush

BB-2

TYPE MOLDS

Horizontal to Vertical at Right Angle

Bus Bar Size	Mold #	Price Key	Weld Metal	Handle Clamps	Lead Time
1/8 X 1	M-1230	4	45	B-106	4
1/8 X 2	M-1231	4	90	B-106	4
3/16 X 1	M-1232	4	65	B-106	2
3/16 X 2	M-1233	4	115	B-106	4
1/4 X 1	M-1234	4	90	B-106	2
1/4 X 1-1/4	M-1235	4	115	B-106	4
1/4 X 1-1/2	M-1236	4	150	B-106	2
1/4 X 2	M-1237	4	200	B-106	2
1/4 X 3	M-1238	5	2-200	B-107	4
1/4 X 4	M-1239	5	500	B-107	4
3/8 X 1	M-1242	4	150	B-106	4
3/8 X 1-1/2	M-1243	4	250	B-106	4
3/8 X 2	M-1244	5	2-150	B-107	4
3/8 X 3	M-1245	5	500	B-107	4
3/8 X 4	M-1246	5	3-200	B-107	4
1/2 X 1	M-1247	4	200	B-106	4
1/2 X 2	M-1248	5	2-200	B-107	4
1/2 X 3	M-1249	5	3-200	B-107	2
1/2 X 4	M-1250	6	2-500	B-107	4

BB-3

TYPE MOLDS

Vertical Drop Tap to Horizontal Run



Bus Bar Size		Mold #	Price Key	Weld Metal	Handle Clamps	Lead Time
Run	Tap					
1/8 X 1	1/8 X 1	M-1098	4	90	B-106	2
1/8 X 2 & WIDER	1/8 X 2	M-1099	4	200	B-106	4
3/16 X 1	3/16 X 1	M-1100	4	115	B-106	2
3/16 X 2 & WIDER	3/16 X 2	M-1101	4	200	B-106	2
1/4 X 1	1/4 X 1	M-1102	4	150	B-106	2
1/4 X 1-1/4	1/4 X 1-1/4	M-1103	4	200	B-106	4
1/4 X 1-1/2	1/4 X 1-1/2	M-1104	4	250	B-106	2
1/4 X 2 & WIDER	1/4 X 2	M-1105	5	2-200	B-107	2
3/8 X 1	3/8 X 1	M-1108	4	250	B-106	4
3/8 X 1-1/2	3/8 X 1-1/2	M-1109	5	2-200	B-107	4
3/8 X 2 & WIDER	3/8 X 2	M-1110	5	500	B-107	4
1/2 X 1	1/2 X 1	M-1113	5	2-150	B-107	4
1/2 X 2 & WIDER	1/2 X 2	M-1114	5	3-250	B-107	4

- **For sizes not listed, contact thermOweld®.**
- For heavy duty connections, contact thermOweld®.
- For expedited service, contact thermOweld®.
- To order weld metal for use with EZ Lite Remote® insert TW before and EZ after weld metal number.
- Required Tools;
  Handle Clamps w/ Flint Ignitor (see chart for correct handles)
  38-0309-00 ~ Flint Ignitor or 38-EZLT-RU EZ Lite Remote®
- Other recommended accessories;
  38-3922-00 ~ Mold Cleaning Brush
  38-0305-00 ~ Card Cloth Brush

BS-1

TYPE MOLDS

Vertical Tap to Vertical Steel Surface

Bus Bar Size	Mold #	Price Key	Weld Metal	Handle Clamps	Lead Time
1/8 X 2	M-1044	4	200	B-106	4
1/4 X 1	M-1045	4	150	B-106	2
1/4 X 1-1/4	M-1046	4	200	B-106	4
1/4 X 1-1/2	M-1047	4	250	B-106	2
1/4 X 2	M-1048	5	2-150	B-107	2
3/8 X 1	M-1049	4	200	B-106	4
3/8 X 2	M-1050	5	2-200	B-107	4
1/2 X 1	M-1051	4	250	B-106	4
1/2 X 2	M-1052	5	500	B-107	4



BS-2

TYPE MOLDS

Horizontal Tap to Horizontal Steel Surface

Bus Bar Size	Mold #	Price Key	Weld Metal	Handle Clamps	Lead Time
1/8 X 1	M-1072	4	115	B-106	2
1/8 X 1-1/2	M-1073	4	150	B-106	2
1/8 X 2	M-1074	4	200	B-106	4
3/16 X 1	M-1075	4	150	B-106	2
3/16 X 2	M-1076	4	250	B-106	4
1/4 X 1	M-1077	4	150	B-106	4
1/4 X 1-1/4	M-1078	4	200	B-106	4
1/4 X 1-1/2	M-1079	4	250	B-106	4
1/4 X 2	M-1080	5	2-150	B-107	2
3/8 X 1	M-1081	4	200	B-106	2
3/8 X 1-1/2	M-1082	4	250	B-106	2
3/8 X 2	M-1083	5	2-200	B-107	2
1/2 X 1	M-1084	4	250	B-106	4
1/2 X 1-1/2	M-1085	5	2-200	B-107	4
1/2 X 2	M-1086	5	500	B-107	4



- **For sizes not listed, contact thermOweld®.**
- For heavy duty connections, contact thermOweld®.
- For expedited service, contact thermOweld®.
- To order weld metal for use with EZ Lite Remote® insert TW before and EZ after weld metal number.
- Required Tools;
  Handle Clamps w/ Flint Ignitor (see chart for correct handles)
  38-0309-00 ~ Flint Ignitor or 38-EZLT-RU EZ Lite Remote®
- Other recommended accessories;
  38-3922-00 ~ Mold Cleaning Brush
  38-0306-00 ~ Card Cloth Brush
  38-0101-00 ~ Rasp

BS-3

TYPE MOLDS

Horizontal Thru Bar to Horizontal Steel Surface

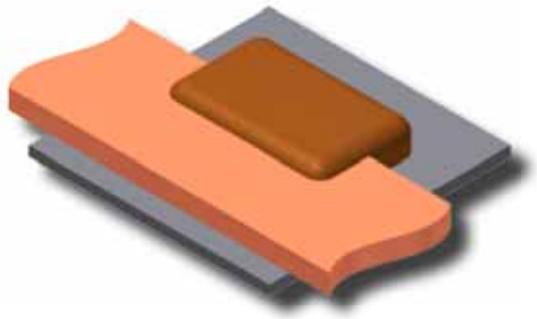

Bus Bar Size	Mold #	Price Key	Weld Metal	Handle Clamps	Lead Time
1/8 X 1	M-1088	4	115	B-106	4
1/8 X 1-1/2 & WIDER	M-1089	4	150	B-106	2
1/4 X 1	M-1090	4	150	B-106	4
1/4 X 1-1/4	M-1091	4	200	B-106	4
1/4 X 1-1/4 & WIDER	M-1092	4	250	B-106	4
3/8 X 1	M-1093	4	200	B-106	4
3/8 X 1-1/2 & WIDER	M-1094	4	250	B-106	4
1/2 X 1	M-1095	4	250	B-106	4
1/2 X 1-1/2 & WIDER	M-1096	5	2-200	B-107	4

BS-4 / BS-5

TYPE MOLDS

Horizontal or Vertical Thru Bar to Vertical Steel Surface



BS-4

BS-5

Bus Bar Size	Mold # BS-4	Mold # BS-5	Price Key	Weld Metal	Handle Clamps	Lead Time
1/8 X 1	M-1054	M-1063	4	115	B-106	4
1/8 X 2 & WIDER	M-1055	M-1064	4	200	B-106	4
1/4 X 1	M-1056	M-1065	4	150	B-106	2
1/4 X 2 & WIDER	M-1057	M-1066	5	2-150	B-107	2
3/8 X 1	M-1058	M-1067	4	200	B-106	4
3/8 X 2 & WIDER	M-1059	M-1068	5	2-200	B-107	4
1/2 X 1	M-1060	M-1069	4	250	B-106	4
1/2 X 2 & WIDER	M-1061	M-1070	5	500	B-107	4

- **For sizes not listed, contact thermOweld®.**
- For heavy duty connections, contact thermOweld®.
- For expedited service, contact thermOweld®.
- To order weld metal for use with EZ Lite Remote® insert TW before and EZ after weld metal number.
- Required Tools;
  Handle Clamps w/ Flint Ignitor (see chart for correct handles)
  38-0309-00 ~ Flint Ignitor or 38-EZLT-RU EZ Lite Remote®
- Other recommended accessories;
  38-3922-00 ~ Mold Cleaning Brush
  38-0306-00 ~ Card Cloth Brush
  38-0101-00 ~ Rasp

CRE-1
TYPE MOLDS
Horizontal Parallel Tap
For AWG Conductors

MOLDS FOR AWG CONDUCTORS							
Rebar Size	Cable Size	Mold #	Packing Mat'l # See Note	Price Key	Weld Metal	Handle Clamps	Lead Time
#3	#6	M-7500	38-0329	4	25	B-106	2
	#4	M-7501	38-0329	4	32	B-106	2
	#2	M-7502	38-0329	4	45	B-106	2
	#1	M-7503	38-0329	4	65	B-106	2
	1/0	M-7504	38-0329	4	90	B-106	2
	2/0	M-7505	38-0329	4	90	B-106	2
	3/0	M-7506	38-0329	4	115	B-106	2
	4/0	M-7507	38-0329	4	115	B-106	2
#4 & Larger	#6	M-7508	38-4061	3†	25	Included	2
	#4	M-7509	38-4061	3†	32	Included	2
	#2	M-7510	38-4061	3†	45	Included	2
	#1	M-7511	38-4061	3†	65	Included	2
#4	1/0	M-7512	38-0329	4	90	B-106	2
	2/0	M-7513	38-0329	4	90	B-106	2
	3/0	M-7514	38-0329	4	115	B-106	2
	4/0	M-7515	38-0329	4	115	B-106	2
#5	1/0	M-7520	38-0329	4	90	B-106	2
	2/0	M-7521	38-0329	4	90	B-106	2
	3/0	M-7522	38-0329	4	115	B-106	2
	4/0	M-7523	38-0329	4	115	B-106	2
#6 & Larger	1/0	M-7528	38-4062	14†	90	Included	2
	2/0	M-7529	38-4062	14†	90	Included	2
	3/0	M-7530	38-4062	14†	115	Included	2
	4/0	M-7531	38-4062	14†	115	Included	2

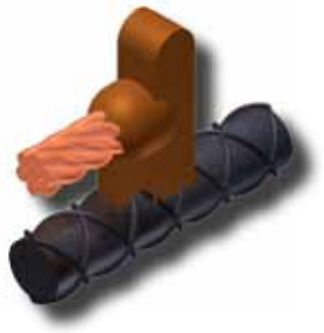

- **For sizes not listed, contact thermOweld®.**
- Molds listed are for concentric stranded cable. Add suffix "-S" to mold number for solid conductors.
- For heavy duty connections, contact thermOweld®.
- To order weld metal for use with EZ Lite Remote® insert TW before and EZ after weld metal number.
- For expedited service, contact thermOweld®.
- Required Tools;
  Handle Clamps w/ Flint Ignitor (see chart for correct handles)
  † ~ Sold complete with frame
  38-0309-00 ~ Flint Ignitor or 38-EZLT-RU EZ Lite Remote®
- Other recommended accessories;
  38-3922-00 ~ Mold Cleaning Brush
  38-0135-00 ~ Cable Cleaning Brush
  38-0304-00 ~ File

PACKING MATERIAL NOTES

A packing material is necessary when making thermOweld® connections to Rebar. Packing Material 38-0329-00 is copper shim stock. Packing Material No.'s 38-4061-00, 38-4062-00 and 38-4063-00 are a ceramic fiber material and can be used for **one** connection only. Be sure to specify Packing Material No. when ordering Mold and Weld Metal.

CRE-2

TYPE MOLDS

Horizontal Cable Tap to Horizontal Rebar Run

For AWG Conductors

MOLDS FOR AWG CONDUCTORS							
Rebar Size	Cable Size	Mold #	Packing Mat'l # See Note	Price Key	Weld Metal	Handle Clamps	Lead Time
#3	#6	M-7588	38-0329	4	45	B-106	2
	#4	M-7589	38-0329	4	45	B-106	2
	#2	M-7590	38-0329	4	65	B-106	2
	#1	M-7591	38-0329	4	65	B-106	4
	1/0	M-7592	38-0329	4	90	B-106	2
	2/0	M-7593	38-0329	4	90	B-106	4
	3/0	M-7594	38-0329	4	115	B-106	2
	4/0	M-7595	38-0329	4	115	B-106	2
#4	#6	M-7596	38-0329	4	45	B-106	2
	#4	M-7597	38-0329	4	45	B-106	2
	#2	M-7598	38-0329	4	65	B-106	2
	#1	M-7599	38-0329	4	65	B-106	4
	1/0	M-7600	38-0329	4	90	B-106	2
	2/0	M-7601	38-0329	4	90	B-106	2
	3/0	M-7602	38-0329	4	115	B-106	2
	4/0	M-7603	38-0329	4	115	B-106	2
#5	#6	M-7604	38-0329	4	90	B-106	2
	#4	M-7605	38-0329	4	90	B-106	2
	#2	M-7606	38-0329	4	90	B-106	2
	#1	M-7607	38-0329	4	90	B-106	4
	1/0	M-7608	38-0329	4	115	B-106	2
	2/0	M-7609	38-0329	4	115	B-106	2
	3/0	M-7610	38-0329	4	150	B-106	2
	4/0	M-7611	38-0329	4	150	B-106	2
#6	#6	M-7612	38-0329	4	90	B-106	2
	#4	M-7613	38-0329	4	90	B-106	2
	#2	M-7614	38-0329	4	90	B-106	2
	#1	M-7615	38-0329	4	90	B-106	4
	1/0	M-7616	38-0329	4	115	B-106	2
	2/0	M-7617	38-0329	4	115	B-106	2
	3/0	M-7618	38-0329	4	150	B-106	2
	4/0	M-7619	38-0329	4	150	B-106	2

- **For sizes not listed, contact thermOweld®.**
- Molds listed are for concentric stranded cable. Add suffix "-S" to mold number for solid conductors.
- For heavy duty connections, contact thermOweld®.
- For expedited service, contact thermOweld®.
- To order weld metal for use with EZ Lite Remote® insert TW before and EZ after weld metal number.
- Required Tools;
  Handle Clamps w/ Flint Ignitor (see chart for correct handles)
  38-0309-00 ~ Flint Ignitor or 38-EZLT-RU EZ Lite Remote®
- Other recommended accessories;
  40-0319-01 ~ Mold Cleaner for cartridge sizes #15-#65
  40-0319-03 ~ Mold Cleaner for cartridge sizes #90-#500
  38-3922-00 ~ Mold Cleaning Brush
  38-0135-00 ~ Cable Cleaning Brush
  38-0304-00 ~ File

PACKING MATERIAL NOTES

A packing material is necessary when making thermOweld® connections to Rebar. Packing Material 38-0329-00 is copper shim stock. Packing Material No.'s 38-4061-00, 38-4062-00 and 38-4063-00 are a ceramic fiber material and can be used for **one** connection only. Be sure to specify Packing Material No. when ordering Mold and Weld Metal.

CRE-3

TYPE MOLDS

Horizontal thru Cable to Vertical Rebar

For AWG Conductors

MOLDS FOR AWG CONDUCTORS							
Rebar Size	Cable Size	Mold #	Packing Mat'l # See Note	Price Key	Weld Metal	Handle Clamps	Lead Time
#3	#6	M-7620	38-0329	24	90	B-106	2
	#4	M-7621	38-0329	24	90	B-106	2
	#2	M-7622	38-0329	24	90	B-106	2
	#1	M-7623	38-0329	24	115	B-106	4
	1/0	M-7624	38-0329	24	115	B-106	4
	2/0	M-7625	38-0329	24	115	B-106	2
	3/0	M-7626	38-0329	24	150	B-106	2
	4/0	M-7627	38-0329	24	150	B-106	2
#4	#6	M-7628	38-0329	24	90	B-106	2
	#4	M-7629	38-0329	24	90	B-106	2
	#2	M-7630	38-0329	24	90	B-106	2
	#1	M-7631	38-0329	24	115	B-106	4
	1/0	M-7632	38-0329	24	115	B-106	2
	2/0	M-7633	38-0329	24	115	B-106	2
	3/0	M-7634	38-0329	24	150	B-106	2
	4/0	M-7635	38-0329	24	150	B-106	2
#5	#6	M-7636	38-0329	24	90	B-106	2
	#4	M-7637	38-0329	24	90	B-106	2
	#2	M-7638	38-0329	24	90	B-106	2
	#1	M-7639	38-0329	24	115	B-106	4
	1/0	M-7640	38-0329	24	115	B-106	2
	2/0	M-7641	38-0329	24	115	B-106	2
	3/0	M-7642	38-0329	24	150	B-106	2
	4/0	M-7643	38-0329	24	150	B-106	2
#6	#6	M-7644	38-0329	24	90	B-106	2
	#4	M-7645	38-0329	24	90	B-106	2
	#2	M-7646	38-0329	24	90	B-106	2
	#1	M-7647	38-0329	24	115	B-106	4
	1/0	M-7648	38-0329	24	115	B-106	2
	2/0	M-7649	38-0329	24	115	B-106	2
	3/0	M-7650	38-0329	24	150	B-106	2
	4/0	M-7651	38-0329	24	150	B-106	2
#7 & Larger	#6	M-7652	38-4063	4	90	B-106-41	2
	#4	M-7653	38-4063	4	90	B-106-41	2
	#2	M-7654	38-4063	4	90	B-106-41	2
	#1	M-7655	38-4063	4	115	B-106-41	4
	1/0	M-7656	38-4063	4	115	B-106-41	2
	2/0	M-7657	38-4063	4	115	B-106-41	2
	3/0	M-7658	38-4063	4	150	B-106-41	2
	4/0	M-7659	38-4063	4	150	B-106-41	2

- **For sizes not listed, contact thermOweld®.**
- Molds listed are for concentric stranded cable. Add suffix "-S" to mold number for solid conductors.
- For heavy duty connections or molds with wear plates, contact thermOweld®.
- For molds with wear plates, see page 93.
- For expedited service, contact thermOweld®.
- To order weld metal for use with EZ Lite Remote® insert TW before and EZ after weld metal number.
- Required Tools;
  Handle Clamps w/ Flint Ignitor (see chart for correct handles)
  38-0309-00 ~ Flint Ignitor or 38-EZLT-RU EZ Lite Remote®
- Other recommended accessories;
  40-0319-03 ~ Mold Cleaner for cartridge sizes #90-#500
  38-3922-00 ~ Mold Cleaning Brush
  38-0135-00 ~ Cable Cleaning Brush
  38-0304-00 ~ File

PACKING MATERIAL NOTES

A packing material is necessary when making thermOweld® connections to Rebar. Packing Material 38-0329-00 is copper shim stock. Packing Material No.'s 38-4061-00, 38-4062-00 and 38-4063-00 are a ceramic fiber material and can be used for **one** connection only. Be sure to specify Packing Material No. when ordering Mold and Weld Metal.

CRE-4

TYPE MOLDS

Horizontal thru Cable to Horizontal Rebar

For AWG Conductors

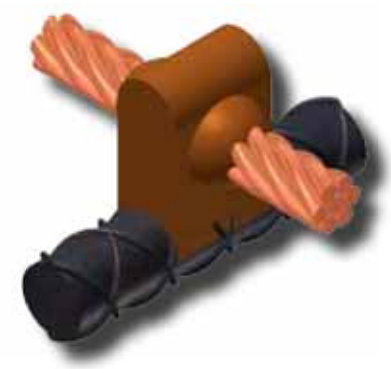

MOLDS FOR AWG CONDUCTORS							
Rebar Size	Cable Size	Mold #	Packing Mat'l # See Note	Price Key	Weld Metal	Handle Clamps	Lead Time
#3	#6	M-7708	38-0329	4	65	B-106	2
	#4	M-7709	38-0329	4	65	B-106	4
	#2	M-7710	38-0329	4	90	B-106	2
	#1	M-7711	38-0329	4	90	B-106	2
	1/0	M-7712	38-0329	22	115	B-106	2
	2/0	M-7713	38-0329	22	115	B-106	2
	3/0	M-7714	38-0329	22	150	B-106	4
	4/0	M-7715	38-0329	22	150	B-106	2
#4	#6	M-7716	38-0329	4	65	B-106	2
	#4	M-7717	38-0329	4	65	B-106	2
	#2	M-7718	38-0329	4	90	B-106	2
	#1	M-7719	38-0329	22	90	B-106	4
	1/0	M-7720	38-0329	22	115	B-106	2
	2/0	M-7721	38-0329	22	115	B-106	2
	3/0	M-7722	38-0329	22	150	B-106	2
	4/0	M-7723	38-0329	22	150	B-106	2
#5	#6	M-7724	38-0329	4	65	B-106	2
	#4	M-7725	38-0329	4	65	B-106	2
	#2	M-7726	38-0329	4	90	B-106	2
	#1	M-7727	38-0329	22	90	B-106	4
	1/0	M-7728	38-0329	22	115	B-106	2
	2/0	M-7729	38-0329	22	115	B-106	2
	3/0	M-7730	38-0329	22	150	B-106	2
	4/0	M-7731	38-0329	22	150	B-106	2
#6 & Larger	#6	M-7732	38-4061	14†	65	Included	2
	#4	M-7733	38-4061	14†	65	Included	2
	#2	M-7734	38-4061	14†	90	Included	2
	#1	M-7735	38-4061	14†	90	Included	4
	1/0	M-7736	38-4062	14†	115	Included	2
	2/0	M-7737	38-4062	14†	115	Included	2
	3/0	M-7738	38-4062	14†	150	Included	2
	4/0	M-7739	38-4062	14†	150	Included	2

- **For sizes not listed, contact thermOweld®.**
- Molds listed are for concentric stranded cable. Add suffix "-S" to mold number for solid conductors.
- For heavy duty connections, contact thermOweld®.
- For molds with wear plates, see page 93.
- For expedited service, contact thermOweld®.
- To order weld metal for use with EZ Lite Remote® insert TW before and EZ after weld metal number.
- Required Tools;
  Handle Clamps w/ Flint Ignitor (see chart for correct handles)
  † ~ Sold complete with frame
  38-0309-00 ~ Flint Ignitor or 38-EZLT-RU EZ Lite Remote®
- Other recommended accessories;
  40-0319-03 ~ Mold Cleaner for PK-4 & 22 Molds w/cartridge sizes #90-#500
  38-3922-00 ~ Mold Cleaning Brush
  38-0135-00 ~ Cable Cleaning Brush
  38-0304-00 ~ File

PACKING MATERIAL NOTES

A packing material is necessary when making thermOweld® connections to Rebar. Packing Material 38-0329-00 is copper shim stock. Packing Material No.'s 38-4061-00, 38-4062-00 and 38-4063-00 are a ceramic fiber material and can be used for **one** connection only. Be sure to specify Packing Material No. when ordering Mold and Weld Metal.

CRE-6

TYPE MOLDS

Horizontal Cable Tap to Vertical Rebar

For AWG Conductors

MOLDS FOR AWG CONDUCTORS							
Rebar Size	Cable Size	Mold #	Packing Mat'l # See Note	Price Key	Weld Metal	Handle Clamps	Lead Time
#3	#6	M-7884	38-0329	4	90	B-106	2
	#4	M-7885	38-0329	4	90	B-106	2
	#2	M-7886	38-0329	4	90	B-106	4
	#1	M-7887	38-0329	4	115	B-106	4
	1/0	M-7888	38-0329	4	115	B-106	2
	2/0	M-7889	38-0329	4	115	B-106	2
	3/0	M-7890	38-0329	4	150	B-106	2
	4/0	M-7891	38-0329	4	150	B-106	2
#4	#6	M-7892	38-0329	4	90	B-106	2
	#4	M-7893	38-0329	4	90	B-106	2
	#2	M-7894	38-0329	4	90	B-106	2
	#1	M-7895	38-0329	4	115	B-106	4
	1/0	M-7896	38-0329	4	115	B-106	2
	2/0	M-7897	38-0329	4	115	B-106	2
	3/0	M-7898	38-0329	4	150	B-106	2
	4/0	M-7899	38-0329	4	150	B-106	2
#5	#6	M-7900	38-0329	4	90	B-106	2
	#4	M-7901	38-0329	4	90	B-106	2
	#2	M-7902	38-0329	4	90	B-106	2
	#1	M-7903	38-0329	4	115	B-106	2
	1/0	M-7904	38-0329	4	115	B-106	2
	2/0	M-7905	38-0329	4	115	B-106	2
	3/0	M-7906	38-0329	4	150	B-106	2
	4/0	M-7907	38-0329	4	150	B-106	2
#6	#6	M-7908	38-0329	4	90	B-106	2
	#4	M-7909	38-0329	4	90	B-106	2
	#2	M-7910	38-0329	4	90	B-106	2
	#1	M-7911	38-0329	4	115	B-106	2
	1/0	M-7912	38-0329	4	115	B-106	2
	2/0	M-7913	38-0329	4	115	B-106	2
	3/0	M-7914	38-0329	4	150	B-106	2
	4/0	M-7915	38-0329	4	150	B-106	2
#7 & Larger	#6	M-7916	38-4063	4	90	B-106-32	4
	#4	M-7917	38-4063	4	90	B-106-32	2
	#2	M-7918	38-4063	4	90	B-106-32	2
	#1	M-7919	38-4063	4	115	B-106-32	2
	1/0	M-7920	38-4063	4	115	B-106-32	2
	2/0	M-7921	38-4063	4	115	B-106-32	2
	3/0	M-7922	38-4063	4	150	B-106-32	2
	4/0	M-7923	38-4063	4	150	B-106-32	2

- **For sizes not listed, contact thermOweld®.**
- Molds listed are for concentric stranded cable. Add suffix "-S" to mold number for solid conductors.
- For heavy duty connections, contact thermOweld®.
- For expedited service, contact thermOweld®.
- To order weld metal for use with EZ Lite Remote® insert TW before and EZ after weld metal number.
- Required Tools;
  Handle Clamps w/ Flint Ignitor (see chart for correct handles)
  38-0309-00 ~ Flint Ignitor or 38-EZLT-RU EZ Lite Remote®
- Other recommended accessories;
  38-3922-00 ~ Mold Cleaning Brush
  38-0135-00 ~ Cable Cleaning Brush
  38-0304-00 ~ File

PACKING MATERIAL NOTES

A packing material is necessary when making thermOweld® connections to Rebar. Packing Material 38-0329-00 is copper shim stock. Packing Material No.'s 38-4061-00, 38-4062-00 and 38-4063-00 are a ceramic fiber material and can be used for **one** connection only. Be sure to specify Packing Material No. when ordering Mold and Weld Metal.

SINGLE SHOT MOLDS

REBAR SINGLE SHOT MOLDS

thermOweld® Single Shot Molds are an economical way to make cable connections to the top of a rebar. The Single Shot is a disposable single use ceramic mold that includes the weld metal and disc. Flint ignitor or EZ Lite Adapter (See page 85) must be purchased separately.

CRE-21

CRE-16

CRE-25

Rebar Size	Cable Size		Type	Mold #	Lead Time
	Solid	Stranded			
#3	#6, #8	#8	CRE-21	M-8929	4
	#3, #4	#4, #6	CRE-21	M-8930	4
	#1, #2	#2, #3	CRE-21	M-8931	4
	#6, #8	#8	CRE-16	M-8943	4
	#3, #4	#4, #6	CRE-16	M-8944	4
	#1, #2	#2, #3	CRE-16	M-8945	4
	#6, #8	#8	CRE-25	M-8955	4
	#3, #4	#4, #6	CRE-25	M-8956	4
	#1, #2	#2, #3	CRE-25	M-8957	4

Rebar Size	Cable Size		Type	Mold #	Lead Time
	Solid	Stranded			
#4	#6, #8	#8	CRE-21	M-8932	4
	#3, #4	#4, #6	CRE-21	M-8933	4
	#1, #2	#2, #3	CRE-21	M-8934	4
	2/0, 1/0	1/0, #1	CRE-21	M-8935	4
	N/A	2/0	CRE-21	M-8936	4
	#6, #8	#8	CRE-16	M-8947	4
	#3, #4	#4, #6	CRE-16	M-8948	4
	#1, #2	#2, #3	CRE-16	M-8949	4
	2/0, 1/0	1/0, #1	CRE-16	M-8950	4
	#6, #8	#8	CRE-25	M-8958	4
	#3, #4	#4, #6	CRE-25	M-8959	4
	#1, #2	#2, #3	CRE-25	M-8960	4
	2/0, 1/0	1/0, #1	CRE-25	M-8961	4

Rebar Size	Cable Size		Type	Mold #	Lead Time
	Solid	Stranded			
#5	#6, #8	#8	CRE-21	M-8937	4
	#3, #4	#4, #6	CRE-21	M-8938	4
	#1, #2	#2, #3	CRE-21	M-8939	4
	2/0, 1/0	1/0, #1	CRE-21	M-8940	4
	N/A	2/0	CRE-21	M-8941	4
	#6, #8	#8	CRE-16	M-8951	4
	#3, #4	#4, #6	CRE-16	M-8952	4
	#1, #2	#2, #3	CRE-16	M-8953	4
	2/0, 1/0	1/0, #1	CRE-16	M-8954	4
	#6, #8	#8	CRE-25	M-8962	4
	#3, #4	#4, #6	CRE-25	M-8963	4
	#1, #2	#2, #3	CRE-25	M-8964	4
	2/0, 1/0	1/0, #1	CRE-25	M-8965	4

SINGLE SHOT MOLD

NEW

EZ Lite Remote® Adapter

Follow steps 1 thru 10 in the Welding Instructions "Weld Procedures" that comes with the Single Shot Mold for proper installation of mold onto ground rod and how to place weld metal into mold.

Replace step 11 in the Welding Instructions "Weld Procedures" with the following;

11. Discard ceramic lid included with mold. Slide EZ Lite Remote® Single Shot Adapter over mold as shown.

Continue the instructions steps 12 through 14 in the Welding Instructions "Weld Procedures" that comes with the Single Shot Mold to complete weld.

Part Number: 38-EZLT-SS

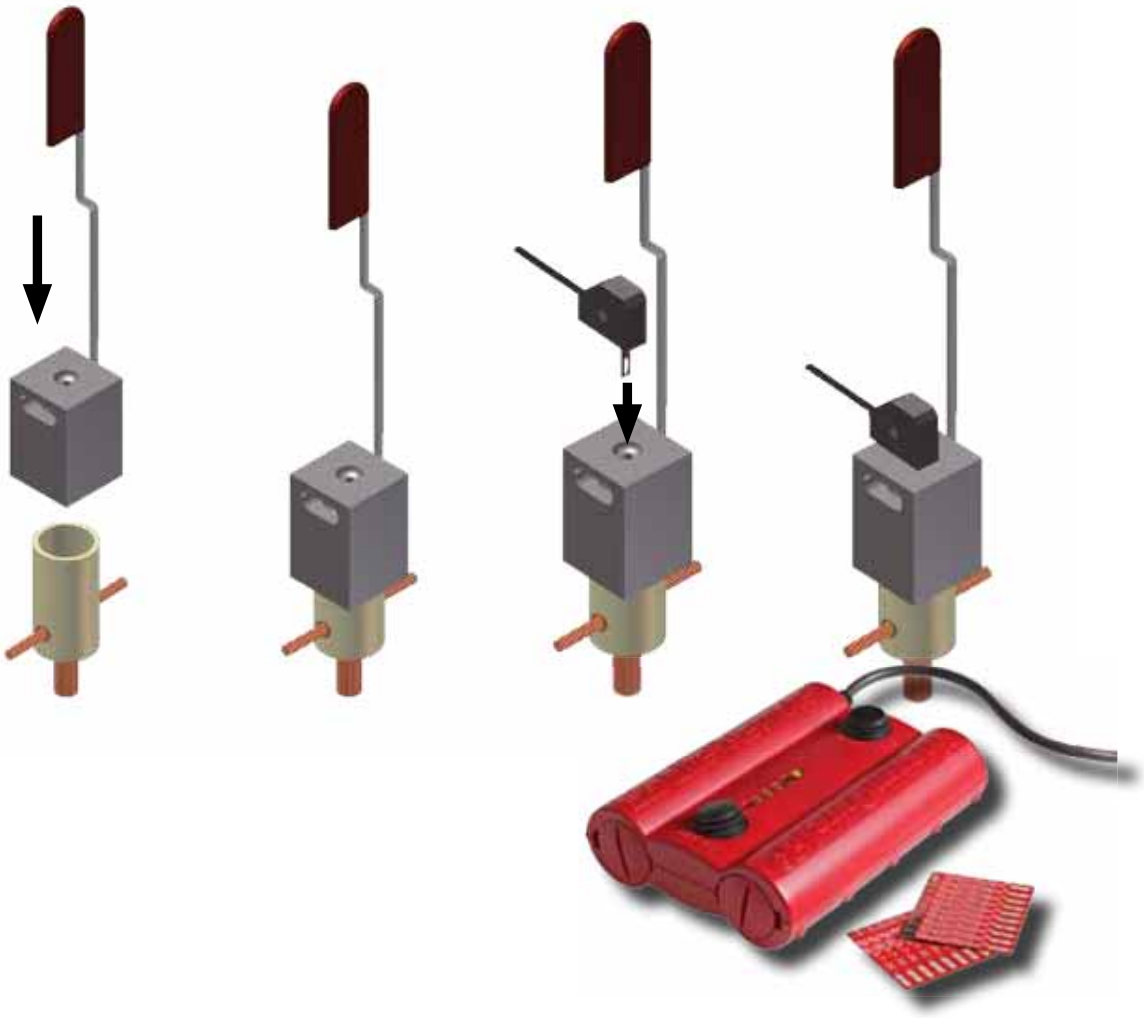

SAME DAY SERVICE
(Grounding Market)

JUST LIKE HAVING IT ON THE SHELF

MOLDS

M-203
M-206
M-208
M-221
M-223
M-223-S
M-228
M-232
M-235
M-236
M-241
M-243
M-246
M-247
M-280
M-434
M-443
M-503-S
M-506
M-508
M-518
M-545
M-545-S
M-547
M-548
M-550
M-559
M-561
M-588
M-588-S
M-590
M-591
M-593
M-630-S
M-1313-S
M-1322
M-1331
M-1588
M-1596
M-2540
M-2707
M-2781-S
M-5415-S
M-6199-S
M-8718
M-8833
M-9021
M-9233
M-9233-S

SINGLE SHOTS

M-2007
M-2008
M-2010
M-2012
M-2013
M-2014
M-2015
M-2017
M-2021
M-2027
M-2028
M-2029
M-2032
M-2033
M-2106
M-2107

WELD METAL

15
25
32
45
65
90
115
150
200
250
500

5PM CENTRAL STANDARD TIME

ACCESSORIES

Handle Clamps
Vertical Chain Clamp
Mini-Handle Clamps
Steel Discs
Mold Cleaner
Natural Bristle Brush
Shim Stock
1 lb Packing Material
Ceramic Fiber Packing
Copper Lugs
EZ Lite Remote (RU, SK & IG)
Flint Ignitors

Call Today Ship Today!

*SDS is not a guaranteed service.

Section 3

Weld Metal, Tools & Accessories

Description ..... Page #

3.1 EZ Lite Remote® Electric Ignition System 88-89

3.2 Weld Metal 90

3.3 Tools & Accessories 91-92

3.4 Adapter Sleeves & Shim Stock 93

3.5 Wear Plates 93

3.6 Handle Clamps & Chain Clamps 94-96

EZ Lite Remote® Electric Ignition System

thermOweld's EZ Lite Remote® is the latest technological advance for thermOweld® exothermic products and the entire industry! For over 50 years, thermOweld® has been developing and inventing products and practical solutions that have become "The Contractor's Choice" worldwide.

With our patented EZ Lite Remote®, the contractor, installer and distributor has versatility and ease-of-use in hand.

Use your existing thermOweld® EZ Lite® molds and weld metal you have today in your truck, at the jobsite or on your shelf !

- Use your Flint ignitor or the EZ Lite Remote® and never be stuck out on the job !
- Have 100% confidence that you will get your connections done when you want !
- Never worry about product obsolescence or dead inventory issues !
- Get it all only from thermOweld® !
- Reliable patented ignitor – 100% guarantee to ignite.
- No starting material needed.
- Use with existing thermOweld EZ Lite® molds and weld metal.
- Triple convenience features – EZ Lite® top light, side vent molds + remote option + famous standard thermOweld® weld metal reliability.
- Quick ignite – no waiting, no guessing.
- Replaceable Alkaline "D" batteries available everywhere give 100's of connections.
- Built-in Battery Life Indicator.
- Separate On/Off and Operate buttons.
- Standard six foot heat-resistant cord and connector; optional lengths available.
- Same Day Service - industry-leading jobsite supply and support, only from thermOweld®.

EZ Lite Remote® Electric Ignition Catalog #'s		Lead Time
Catalog #	Description	
38-EZLT-RU	EZ Lite Remote® Unit, ready to use with batteries installed at the factory	SDS
38-EZLT-15	EZ Lite Remote® Unit with 15 ft lead, ready to use with batteries installed at the factory	3
38-EZLT-IG	(10) 38-EZLT-IG EZ Lite Remote® Ignitors for use with existing thermOweld® EZ Lite® Molds and weld metal on your shelf, in your truck or at the job site.	SDS
38-EZLT-SK	Starter Kit complete with; (1) 38-EZLT-RU EZ Lite Remote® Unit, ready to use with batteries installed at the factory (20) 38-EZLT-IG EZ Lite Remote® Ignitors for use with existing thermOweld® EZ Lite® Molds and weld metal on your shelf, in your truck or at the job site	SDS
38-EZLT-CA	6 ft. Replacement lead	3
38-EZLT-CX	15 ft. Replacement lead	3
38-EZLT-CY	20 ft. Replacement lead	3
38-EZLT-CW	Cold Weather Kit	2

QR Code to YouTube
EZ Lite Remote® video

Pats. 7,946,466B1, 7,975,900B2, D623,261S and pats. pending

EZ Lite Remote® Cold Weather Kit Instructions

When using thermOweld®'s EZ Lite Remote® in temperatures below 32° F (freezing) we recommend using our Cold Weather Kit (catalog no.). Below are the instructions on how to switch to the cold weather kit. The Kit includes 4 adapters and 12 AA Batteries.

Contents of Cold Weather Kit
Catalog Number 38-EZLT-CW

EZ Lite Remote® Electric Ignition System Weld Metal

Pre-packaged Weld Metal with Ignitors				
Standard	**Cast Iron**	**Cathodic Protection**	**Rail**	**Packed per box**
TW15EZ	—	TW15CPEZ	—	20
TW25EZ	TW25CIEZ	TW25CPEZ	TW25REZ	20
TW32EZ	TW32CIEZ	TW32CPEZ	TW32REZ	10
TW45EZ	TW45CIEZ	TW45CPEZ	TW45REZ	20
TW65EZ	TW65CIEZ	TW65CPEZ	TW65REZ	20
TW90EZ	TW90CIEZ	—	TW90REZ	10
TW115EZ	TW115CIEZ	—	TW115REZ	10
TW150EZ	—	—	TW150REZ	10
TW200EZ	—	—	TW200REZ	10
TW250EZ	—	—	TW250REZ	10
TW500EZ	—	—	TW500REZ	10
thermOweld® Weld Metal is sold in box quantities only				

12 CM
(Weld Metal)

Call Today Ship Today!

WELD METAL

thermOweld ® weld metal is the most reliable and consistently-performing weld metal available worldwide. Our continuous-improvement manufacturing process is supplemented with multiple quality validation steps for every lot we produce. Upon final acceptance, our weld metal is specially packaged in moisture-resistant plastic cartridges with special closure caps. Then the cartridges and required metal discs are packaged in moisture-resistant boxes with unique manufacturing lot codes. These lot codes are a thermOweld® innovation, providing complete traceability from raw material origination, through our multiple processing stages to shipment. Finally, thermOweld® applies special shrink-wrap plastic to every weld metal box, insuring reliable storage, positive field ignition and superior welds every time.

Every individual weld metal cartridge is marked with the size and weight in grams for easy identification, even when separated from the host box. thermOweld® weld metal is shipped worldwide to more than 50 countries via ground, air and ocean freight. All sizes of weld metal are available immediately with thermOweld's Same Day Service (SDS) shipment program.

12 CM

Our engineers have formulated and created various weld metal types for application-specific use, including our standard formulations:

1) copper-to-copper, copper-to-steel and copper-to-copper-clad steel
2) copper-to-ductile (cast) iron
3) copper-to-rail
4) cathodic protection

Standard Cartridge Size	Low Emission Cartridge* Size	Cast Iron Cartridge Size	Cathodic Protection Cartridge Size	Rail Cartridge Size	Packed Per Box
#15	LE#15	—	#15CP, 15CPS**	—	20
#25	LE#25	#25CI	#25CP	#25R	20
#32	LE#32	#32CI	#32CP	#32R	10
#45	LE#45	#45CI	#45CP	#45R	20
#65	LE#65	#65CI	#65CP	#65R	20
#90	LE#90	#90CI	—	#90R	10
#115	LE#115	#115CI	—	#115R	10
#150	LE#150	—	—	#150R	10
#200	LE#200	—	—	#200R	10
#250	LE#250	—	—	#250R	10
—	LE#300	—	—	—	4*
—	LE#300	—	—	—	4*
#500	LE#500	—	—	#500R	10
—	LE#600	—	—	—	4*
thermOweld® Weld Metal is sold in box quantities only					

*Low Emission Weld Metal cartons contain four (4) cartridges; four (4) ignitors; (4) gasket, and one (1) filter. ** 15CPS includes: 20 sleeves.

Weld Metal Disks

Weld Metal Disks are used to hold the weld metal in place until the reaction occurs. One disk per weld is required. Disks are included with the weld metal.

Part #37-0320-01 ¾" Dia. Disk (For use w/ #15 thru #65 Weld Metal Cartridges) 20 pack
Part #37-0320-02 1" Dia. Disk (For use w/ #90 thru #115 Weld Metal Cartridges) 10 pack
Part #37-0320-03 1 ½" Dia. Disk (For use w/ #150 thru #500 Weld Metal Cartridges) 10 pack
Part #37-6127-00 Disk Kit (Kit consists of a tube with 25 each of the above disks)

ACCESSORIES

TOOL KIT

38-0302-00 ~ Tool Kit with Tools
(includes the following items)
- 38-0304-00 ~ 8" File
- 38-0307-00 ~ Crimping Tool
- 38-3922-00 ~ Mold Cleaning Brush
- 38-0308-00 ~ Screwdriver
- 38-0306-00 ~ Card Cloth Brush
- 38-0305-00 ~ Wire Brush

38-0302-02 ~ Tool Kit with Tools listed above plus
- 38-0101-00 ~ Rasp
- 38-4129-00 ~ 1 lb. Packing Material

38-0303-00 ~ Tool Box Only

REBAR PACKING

Packing Material is either copper shim stock or ceramic fiber pad and can be used for **one** connection only.

Part #38-0329-00 Copper Shim
Part #38-4061-00 3" x 3" x ¼"
Part #38-4062-00 3" x 3" x ¼"
Part #38-4063-00 3" x 2 ½" x ¼"

38-0309-00 FLINT IGNITOR

The 38-0309-00 Flint Ignitor is used to ignite the starting powder. Each mold that is sold with a frame has a Flint Ignitor included.
Replacement flints are available upon request.
Part #38-0309-01.

38-0904-00 Flint IGNITOR EXTENSION

The 38-0904-00 Flint Ignitor Extension allows the installer to stand 36" from the mold. Flint Ignitor is included.

38-0101-00 RASP

This tempered steel, curved Rasp is recommended for removing rust and mill scale from steel and cast iron surfaces. The blade is replaceable.
Specify part # 38-0101-01.
Not recommended for use on galvanized surfaces.

PACKING MATERIAL

Packing Material is used to prevent the molten weld metal from leaking out of the mold. When cable opening becomes worn from heavy use, the packing material may be used to prolong mold use. It is also used around 7 strand cable to prevent leaking. Packing material comes in a 1 lb or a 5 lb package.

Part #38-4129-00 for 1 lb package
Part #38-4129-05 for 5 lb package

Note: This packing material to be used on outside of mold only. If packing gets into weld cavity, gassy welds will result.

ACCESSORIES

38-0330-00 CABLE CLAMP

The thermOweld® Cable Clamp is recommended for holding a wide range of cables properly in place in molds when welding cables that are under tension. This prevents the cables from pulling out of the mold when the weld is made.

GROUND ROD DRIVING SLEEVES

Ground Rod Driving Sleeves are placed over the top of a ground rod while driving it into the ground. This prevents the top from mushrooming or flaring out. Ground rod driving sleeves come in sizes to fit all standard unthreaded ground rods.

Catalog #	Ground Rod Size
38-3662-01	1/2" Copper Clad or Steel Ground Rod
38-3662-02	5/8" Copper Clad Ground Rod
38-3662-05	5/8" Steel Ground Rod
38-3662-03	3/4" Copper Clad Ground Rod
38-3662-06	3/4" Steel Ground Rod
38-3662-04	1" Copper Clad Ground Rod
38-3662-07	1" Steel Ground Rod

CABLE CLEANING AND CARD CLOTH BRUSH

The Cable Cleaning Brush is recommended for cleaning heavily oxidized cables. The V-shape Brushes permit their use over a wide range of cable sizes. Brush assembly consists of a handle with two stiff wire bristle brushes that are rotatable, for longer life and are replaceable.

The Card Cloth Brush is used for cleaning large conductors and bus bar. It has short stiff bristles. These brushes are for cleaning cable only, not molds.

The Mold Cleaning Brush is used to clean the graphite mold without damaging the mold.

Cable Cleaning Brush.....38-0135-00
Replacement Brushes.....38-0135-01
Card Cloth Brush.....38-0306-00
Mold Cleaning Brush.....38-3922-00

38-0135-00

38-0306-00

38-3922-00

MOLD CLEANERS

Mold Cleaners are used to clean the slag from molds that are not split through the crucible.
40-0319-01.....for cartridge sizes #15 thru #65
40-0319-03.....for cartridge sizes #90 thru #500

ADAPTER SLEEVES

SHIM STOCK AND ADAPTER SLEEVES

thermOweld® molds designed for larger cable sizes can be used on smaller diameter cables if copper adapter sleeves or shim stock are utilized. The copper shim stock, .0108" x 1-1/2" x 3", is normally wrapped around cable until the diameter is about equal to the cable opening. A tight fit is not necessary as the shim stock will unwrap slightly and prevent leakage of weld metal.

To order shim stock use part # 38-0329-00. Shim stock comes 100 pieces per box.

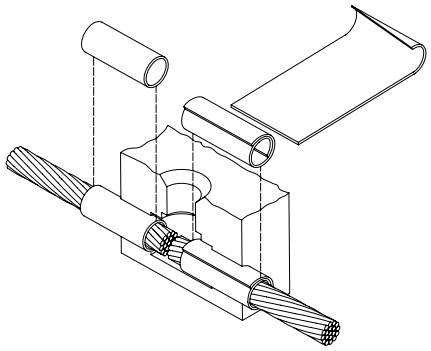

For Use On Cable Size		Catalog #	Use In Mold Size	Sleeve Dimensions		
Stranded	Solid			O.D.	I.D.	Length
#12, #14	#10, #12, #14	38-0200-00	#6 STR & Sol	.156	.111	1.00
#9, #10	#8, #9, #10	38-0208-00	#4 Sol	.203	.140	1.00
2.5, 6 mm²	2.5 mm	38-4590-00	16 mm²	.203	.140	1.00
10 mm²	4 mm	38-4588-00	25 mm²	.250	.200	1.00
#7, #8, #10	#6, #8	38-0201-00	#4	.227	.177	1.00
#6	#5	38-0202-00	#2	.292	.198	1.00
#4, #5	#3, #4	38-0207-00	#2	.287	.246	1.00
16 mm²		38-4589-00	32 mm²	.303	.209	1.00
#4	#2	38-0204-00	#1	.328	.265	1.00
#2	#1	38-0203-00	1/0	.370	.307	1.00
#1	1/0	38-0209-00	2/0	.420	.359	1.00
1/0, #1	2/0	38-0205-00	3/0 & 4/0 Sol	.452	.389	1.00
2/0, 1/0	3/0	38-0240-00	4/0	.524	.437	1.50

WEAR PLATES

WEAR PLATES

The average life of a mold is 50 plus welds depending on the care and treatment it receives. The maximum wear on a mold takes place at the mold openings due to forcing the mold shut over "out-of-round" conductors, hitting and then chipping openings with ends of conductors, etc. To increase the mold life, "Wear Plates" can be factory installed around the mold openings. They can be supplied for all molds for cable sizes; 1/0 AWG through 500 MCM and Copper-Clad Steel cable 7/#10 through 19/#6. To order, simply add the suffix "-W" to the mold catalog number such as M-241-W.

Weld Type	No. Wear Plates Req'd	Weld Type	No. Wear Plates Req'd	Weld Type	No. Wear Plates Req'd	Weld Type	No. Wear Plates Req'd
AC-1	1	CS-1	1	CC-1	2	CR-1	1
AC-2	2	CS-2	2	CC-2	3	CR-2	2
ACR-1	1	CS-3	1	CC-6†	3	CR-3	2
ACR-2	2	CS-4	1	CC-7†	4	CRE-3	2
CB-1	1	CS-6	2	CC-11	4	CRE-4	2
CB-5	2	CB-33	1				

†Wear plates only available on 1/0 Str or 7/#10 and larger cable.

HANDLE CLAMPS

B-106 & B-107 HANDLE CLAMPS

For most connections involving lugs, cable or rectangular bus, thermOweld® Handle Clamps are used. thermOweld® Handle Clamps make possible the use of many different sizes and types of molds with only two different clamps. The two handle clamps are catalog numbers B-106 and B-107. These will fit of all standard thermOweld® molds.

1. Use B-106 clamps for all molds having a price key 4, 7, 17, 22 or 24. These molds are a nominal 3 1/8" wide molds.
2. Use B-107 clamps for all molds having a price key 5, 6, 8, 13 or 23. These molds are a nominal 4" wide molds.
3. All molds having a price key 2, 3, 9, 10, 11, 12, 14, 15, 16 or 33 have an attached frame; separate handles are not required.



PK-3 MAGNETIC CLAMP

The PK-3 integral magnetic clamp is adaptable to all thermOweld® price key 3 molds. A strong, 55 lb. magnet holds the mold in place and prevents leakage. Works on both cast iron and steel and can be used to weld to both pipe as well as flat surfaces. Designed for remote welding, using our thermOweld® EZ Lite Remote® ignition system. See page 145 for more information.

Part # 40-7202-00
SHOWN WITH HANDLE

PK-14 HANDLE ATTACHMENT

The PK-14 Handle Attachment is used to hold a PK-14 molds in position. It is easily attached to the B-106 Handle Clamps. The PK-14 Handle Attachment can be used with weld types CRE-1 and CRE-4.

Part # 40-0106-75

40-0106-75 Shown attached to B-106 Handle Clamp

MOLD SUPPORT CLAMP

The Mold Support Clamp is used to hold a mold in position on a vertical steel column or angle. It is easily attached to the Handle Clamps. The Mold Support Clamp can be used with weld types CS-3, CS-18, CS-23 and CS-27.

Part # 40-3657-00

40-3657-00 Shown attached to B-106 Handle Clamp

HANDLE CLAMPS

VERTICAL MAGNETIC CLAMPS

thermOweld® Magnetic Clamp is used to hold a mold in position on a vertical steel surface. The magnetic clamp can be purchased complete with B-106 Handle Clamps or if you already have a set of handles, you can order just the magnetic mounting assembly. The mounting assembly can easily be mounted on the prongs of your existing B-106 handle clamps. A minimum of 10″ is required.

40-4431-01

40-4431-00

Vertical Magnetic Handle Clamps (Complete with B-106 Handle Clamp)		
Catalog #	**Fits Molds w/ Price Key**	**For Use With Weld Types**
40-4431-00	4 & 17	CS-3, 4, 7 & 23
Vertical Magnetic Clamp Only (Handle Clamp Not Included)		
Catalog #	**Fits Handle Clamp**	**For Use With Weld Types**
40-4431-01	B-106/B-107	CS-3, 4, 7 & 23

HORIZONTAL & VERTICAL CHAIN CLAMPS

thermOweld® Chain Clamps are used to hold a mold in position on horizontal or vertical pipe up to 4″ in diameter. For larger pipe a 20″ chain extension is available to allow the chain clamps to be used on pipe up to 10″ in diameter. The chain clamp can be purchased complete with B-106 or B-107 Handle Clamps or if you already have a set of clamps, you can order just the chain clamp and mounting assembly. The mounting assembly can easily attach to your existing thermOweld® Handle Clamps. 20″ Chain Extension part #40-0106-27.

Chain Clamps (Complete wit Handle Clamps)			
Catalog #	**Fits Molds w/ Price Key**	**For Use With Weld Types**	**Pipe Position**
40-0106-32	4, 17, 22 & 24	CS-3, 4, 7, 23 & CRE-6	Vertical
40-0107-32	5, 6 & 23	CS-3, 4, 7 & 23	Vertical
40-0106-37	4, 17, 22 & 24	CS-1, 2, 5, 8 & 9	Horizontal
40-0107-37	5, 6 & 23	CS-1, 2, 5, 8 & 9	Horizontal
40-0106-41	4, 17	CS-6, 18 & CRE-3	Vertical
Chain Clamp Only (Handle Clamps Not Included)			
Catalog #	**Fits Handle Clamp**	**For Use With Weld Types**	**Pipe Position**
40-0106-76	B-106 & B-107	CS-3, 4, 7, 23 & CRE-6	Vertical
40-0106-78	B-106 & B-107	CS-1, 2, 5, 8 & 9	Horizontal
40-0106-77	B-106 & B-107	CS-6, 18 & CRE-3	Vertical

40-0106-76

40-0106-32

40-0106-78

40-0106-41

40-0106-77

MINI HANDLE CLAMPS

MINI HANDLE CLAMPS

thermOweld® Mini Handle Clamps are used PK-18, 19 and 20 Molds.

40-4565-00

Mini Handle Clamps	
Catalog #	**Fits Molds w/ Price Key**
40-4565-00	18, 19, 20

HORIZONTAL & VERTICAL CHAIN CLAMPS

thermOweld® Chain Clamps for use with the Mini Handle Clamps are used to hold a mold in position on horizontal or vertical pipe up to 4" in diameter. The mounting assembly easily attaches to your existing thermOweld® Mini Handle Clamps.

Chain Clamps Only (Handle Clamps Not Included)			
Catalog #	**Fits Molds w/ Price Key**	**For Use With Weld Types**	**Pipe Position**
40-6641-00	18, 19 & 20	CS-3, 4, 7, 23, 36, 37 & CRE-6	Vertical
40-6640-00	18, 19 & 20	CS-6, 18, 27 & CRE-3	Vertical
40-6642-00	18, 19 & 20	CS-1, 2, 5, 8, 9 & CRE-4	Horizontal

40-6641-00

40-6640-00



40-6642-00

Section 4

Ground Plates
&
Aircraft Grounding Receptacles

Description ..... Page #

4.1 Ground Plates 99-100

4.2 Ground Plate Connections & Assemblies 101

4.3 Aircraft Grounding Receptacles 102

4.4 Aircraft Grounding Receptacle Connections 102-103



GROUND PLATES & AIRCRAFT GROUNDING RECEPTACLES

Weld Type		Page #
	AC-1	102
	AC-2	102
	ACR-1	103
	ACR-2	103
	Aircraft Grd Recpt	103
	AR-1	103
	CR-27	101

Weld Type		Page #
	CR-30	101
	CR-31	101
	CR-32	101
	CRS-1	100
	CRS-2	100
	Grd Plates	99
	RS-3	100

GROUND PLATES

GROUND PLATES

When cast into concrete structures, these offer grounding points for equipment, machinery, etc. They are made from high quality copper alloy and can be thermOwelded easily to copper cable.



Part #	Stud Size
38-2999-00	4/0

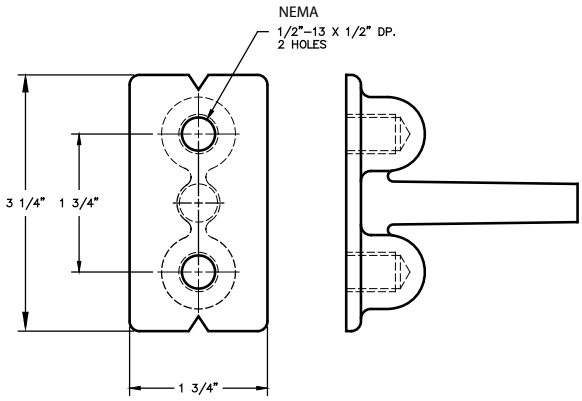

Part #	Stud Size
38-4051-00	4/0
38-4178-00	500 Kcmil

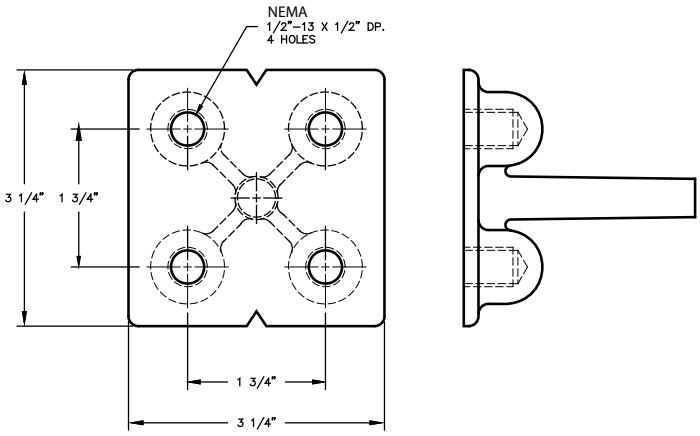

Part #	Stud Size
38-2864-00	4/0

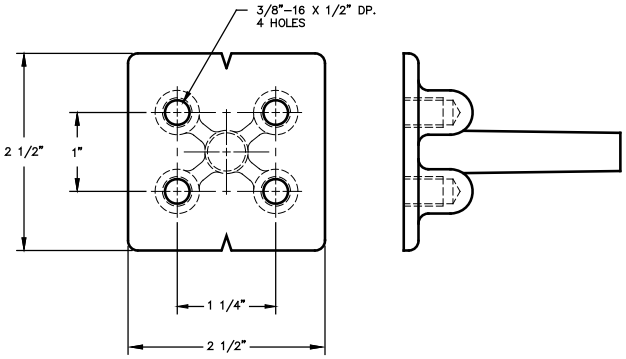

GROUND PLATES

GROUND PLATES

Use weld types CC-1 and CC-2 to connect copper cable to ground plates. Contact thermOweld® for mold numbers.

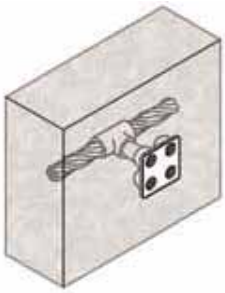

Illustration at left shows a ground plate installed in a concrete wall.



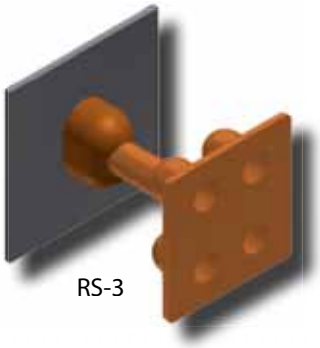

RS-3

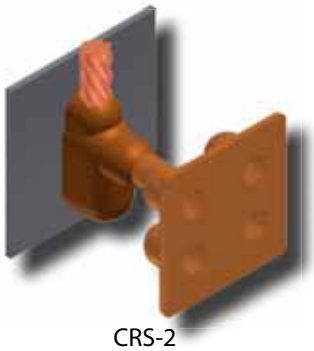

CRS-2

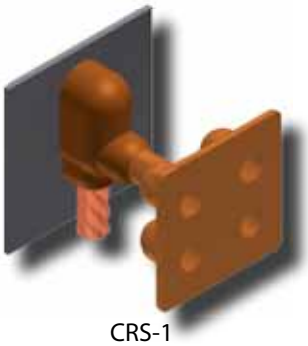

CRS-1

MOLDS FOR AWG CONDUCTORS					
Ground Plate Part #	RS-3 Mold #	Price Key	Weld Metal	Handle Clamps	Lead Time
38-2864-00	M-6091	4	150	B-106	2
38-2999-00	M-6091	4	150	B-106	2
38-4051-00	M-6091	4	150	B-106	2
38-4178-00	M-6092	4	200	B-106	4

* To order weld metal for use with EZ Lite Remote® insert TW before and EZ after weld metal number.

NOTE:
For structural purposes, weld types RS-3, CRS-1 and CRS-2 should only be used when the ground plate is to be encased in concrete.

MOLDS FOR AWG CONDUCTORS										
CRS-1† Mold #	Price Key	Weld Metal	Handle Clamps	Lead Time	Cable Size	CRS-2† Mold #	Price Key	Weld Metal	Handle Clamps	Lead Time
M-6093	17	200	B-106	4	1/0	M-6101	17	200	B-106	4
M-6094	17	200	B-106	2	2/0	M-6102	17	200	B-106	4
M-6095	17	250	B-106	2	3/0	M-6103	17	250	B-106	4
M-6096	17	250	B-106	2	4/0	M-6104	17	250	B-106	2
M-6097	17	250	B-106	4	250 MCM	M-6105	17	250	B-106	4
M-6098	17	2-150	B-106	4	300 MCM	M-6106	17	2-150	B-106	2
M-6099	17	2-150	B-106	4	350 MCM	M-6107	6	2-200	B-107	4
M-6100	6	2-200	B-107	4	500 MCM	M-6108	6	500	B-107	4

† These mold numbers are for use with Ground Plates 38-2999-00, 38-4051-00 and 38-2864-00. Contact thermOweld® for molds used with Ground Plate 38-4178-00.

* To order weld metal for use with EZ Lite Remote® insert TW before and EZ after weld metal number.

GROUND PLATES

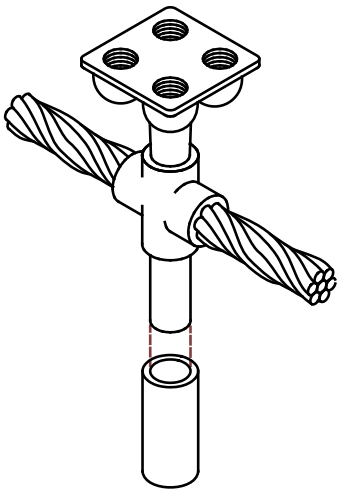

GROUND PLATE ASSEMBLY

thermOweld® Pre-fabricated Ground Plate Assemblies come ready to splice into your grounding system. Types CR-31 and CR-32 are welded in an inverted position and the resulting riser is used to place the ground plate on top of 1/2" pipe. This helps position the ground plate flush with a floor slab.

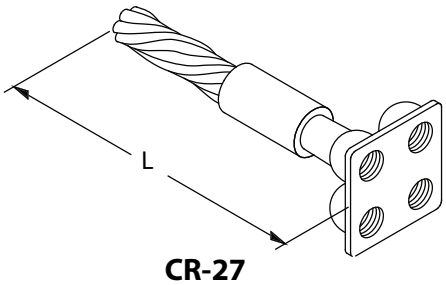

CR-27

Ground Plate	Type CR-27 Assy.
38-2864-00	38-4529-†‡
38-2999-00	38-4531-†‡
38-4051-00	38-4532-†‡
38-4178-00	38-4533-†‡

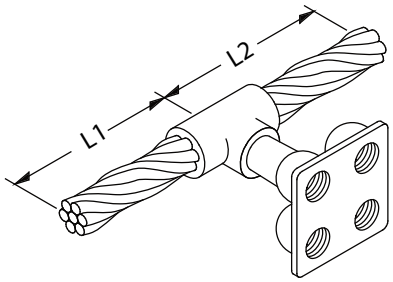

CR-30

Ground Plate	Type CR-30 Assy.
38-2864-00	38-4534-†‡
38-2999-00	38-4536-†‡
38-4051-00	38-4537-†‡
38-4178-00	38-4538-†‡

For the complete part number replace with corresponding number for cable size and corresponding letter for cable length. Contact thermOweld® for cable sizes and lengths not shown.

Example: 38-4524-5C would be a CR-32 type with a 38-2864-00 ground plate and a 4/0 str pigtail, 18" (L1) + 18" (L2) long for a total length of 36".

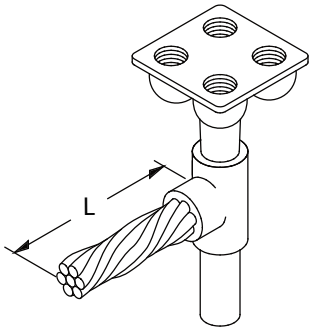

CR-31

Ground Plate	Type CR-31 Assy.
38-2864-00	38-4519-†‡
38-2999-00	38-4521-†‡
38-4051-00	38-4522-†‡
38-4178-00	38-4523-†‡

† = CABLE SIZE	
1 = #4 STR	5 = 4/0 STR
2 = #2 STR	6 = 250 MCM
3 = 1/0 STR	7 = 350 MCM
4 = 2/0 STR	8 = 500 MCM

‡ = LENGTH IN INCHES	
A = 6"	D = 24"
B = 12"	E = 36"
C = 18"	F = 48"
G = 10"	H = 96"
J = 60"	K = 72"
L = 144"	M = 30"
N = 120"	P = 240"
	R = 180"

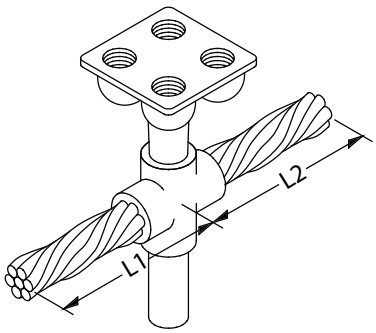

CR-32

Ground Plate	Type CR-32 Assy.
38-2864-00	38-4524-†‡
38-2999-00	38-4526-†‡
38-4051-00	38-4527-†‡
38-4178-00	38-4528-†‡

AIRCRAFT GROUNDING RECEPTACLE

Aircraft Grounding Receptacle 38-0119-00 is a copper alloy casting used for static grounding in aircraft refueling areas. The receptacle, when installed, is flush with the airport apron surface and provides a permanent, corrosion-proof static grounding connection. It can easily be attached to copper cable or ground rods in several configurations with a thermOweld® mold. Replacement studs available, part #38-0119-13.

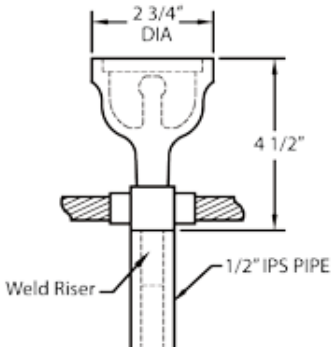

AC-1, AC-2

AC TYPE MOLDS

Horizontal Cable to Aircraft Grounding Receptacle

AC-1 Type Molds are used to terminate a horizontal copper cable to a ground receptacle. AC-2 Type Molds are used to connect a horizontal through copper cable to a ground receptacle. thermOweld® types AC-1 and AC-2 are made with the receptacle in an inverted position. The resulting riser is then used to position the receptacle on top of 1/2" IPS pipe. Size range is #2 through 4/0 solid, ropelay or concentric stranded conductors.

AC-1

AC-2

MOLDS FOR AWG CONDUCTORS										
AC-1					Cable Size	AC-2				
Mold #	Price Key	Weld Metal	Handle Clamps	Lead Time		Mold #	Price Key	Weld Metal	Handle Clamps	Lead Time
M-6330	4	115	B-106	2	#2	M-6338	4	115	B-106	2
M-6332	4	115	B-106	4	#1	M-6339	4	115	B-106	2
M-6333	4	150	B-106	4	1/0	M-6341	4	150	B-106	2
M-6335	4	150	B-106	2	2/0	M-6342	4	150	B-106	2
M-6336	4	150	B-106	2	3/0	M-6343	4	200	B-106	2
M-6337	4	150	B-106	2	4/0	M-6344	4	200	B-106	2

- **For sizes not listed, contact thermOweld®.**
- Molds listed are for concentric stranded cable. Add suffix "-S" to mold number for solid conductors.
- For heavy duty connections, contact thermOweld®.
- For molds with wear plates, see page 93.
- For expedited service, contact thermOweld®
- To order weld metal for use with EZ Lite Remote® insert TW before and EZ after weld metal number.
- Required Tools;
  Handle Clamps w/ Flint Ignitor (see chart for correct handles)
  38-0309-00 ~ Flint Ignitor or 38-EZLT-RU EZ Lite Remote®
- Other recommended accessories;
  38-3922-00 ~ Mold Cleaning Brush
  38-0135-00 ~ Cable Cleaning Brush

AIRCRAFT GROUNDING RECEPTACLE

MOLDS FOR AWG CONDUCTORS						
ACR-1						
Ground Rod Size	**Cable Size**	**Mold #**	**Price Key**	**Weld Metal**	**Handle Clamps**	**Lead Time**
5/8″	1/0	M-6305	8	2-200	B-107	4
	2/0	M-6306	8	2-200	B-107	2
	3/0	M-6307	8	2-200	B-107	2
	4/0	M-6309	8	2-200	B-107	4
3/4″	1/0	M-6310	8	2-200	B-107	2
	2/0	M-6311	8	2-200	B-107	2
	3/0	M-6312	8	2-200	B-107	2
	4/0	M-6313	8	2-200	B-107	2
1″	1/0	M-6314	8	500	B-107	4
	2/0	M-6315	8	500	B-107	4
	3/0	M-6316	8	500	B-107	4
	4/0	M-6317	8	500	B-107	4
ACR-2						
Ground Rod Size	**Cable Size**	**Mold #**	**Price Key**	**Weld Metal**	**Handle Clamps**	**Lead Time**
5/8″	1/0	M-6318	8	2-200	B-107	2
	2/0	M-6319	8	2-200	B-107	2
	3/0	M-6320	8	2-200	B-107	4
	4/0	M-6321	8	2-200	B-107	2
3/4″	1/0	M-6322	8	2-200	B-107	2
	2/0	M-6323	8	2-200	B-107	2
	3/0	M-6324	8	2-200	B-107	2
	4/0	M-6325	8	2-200	B-107	2
1″	1/0	M-6326	8	500	B-107	4
	2/0	M-6327	8	500	B-107	4
	3/0	M-6328	8	500	B-107	4
	4/0	M-6329	8	500	B-107	4

AR-1					
Ground Rod Size	**Mold #**	**Price Key**	**Weld Metal**	**Handle Clamps**	**Lead Time**
5/8″	M-6301	17	2-150	B-106	2
3/4″	M-6300	17	2-150	B-106	4
1″	M-6303	6	2-200	B-107	4

- **For sizes not listed, contact thermOweld®.**
- Molds listed are for concentric stranded cable. Add suffix "-S" to mold number for solid conductors.
- Molds listed are for copper clad ground rods. For welding to steel, stainless steel or galvanized steel ground rods add suffix "-N" to mold number.
- For heavy duty connections, contact thermOweld®.
- To order weld metal for use with EZ Lite Remote® insert TW before and EZ after weld metal number.
- For molds with wear plates, see page 93.
- For expedited service, contact thermOweld®.
- Required Tools;
  Handle Clamps w/ Flint Ignitor (see chart for correct handles)
  38-0309-00 ~ Flint Ignitor or 38-EZLT-RU EZ Lite Remote®
- Other recommended accessories;
  38-3922-00 ~ Mold Cleaning Brush
  38-0135-00 ~ Cable Cleaning Brush
  38-0304-00 ~ File
  38-0330-00 ~ Cable Clamp

AR & ACR TYPE MOLDS

Horizontal Cable and Aircraft Grounding Receptacle to Ground Rod

Type AR-1 molds are used to weld a ground receptacle to the top of a ground rod. Types ACR-1 and ACR-2 are used to weld a horizontal cable and ground receptacle to the top of a ground rod.

ACR-1

ACR-2

AR-1

SAME DAY SERVICE

(Grounding Market)

JUST LIKE HAVING IT ON THE SHELF

MOLDS

M-203
M-206
M-208
M-221
M-223
M-223-S
M-228
M-232
M-235
M-236
M-241
M-243
M-246
M-247
M-280
M-434
M-443
M-503-S
M-506
M-508
M-518
M-545
M-545-S
M-547
M-548
M-550
M-559
M-561
M-588
M-588-S
M-590
M-591
M-593
M-630-S
M-1313-S
M-1322
M-1331
M-1588
M-1596
M-2540
M-2707
M-2781-S
M-5415-S
M-6199-S
M-8718
M-8833
M-9021
M-9233
M-9233-S

SINGLE SHOTS

M-2007
M-2008
M-2010
M-2012
M-2013
M-2014
M-2015
M-2017
M-2021
M-2027
M-2028
M-2029
M-2032
M-2033
M-2106
M-2107

WELD METAL

15
25
32
45
65
90
115
150
200
250
500

5PM CENTRAL STANDARD TIME

ACCESSORIES

Handle Clamps
Vertical Chain Clamp
Mini-Handle Clamps
Steel Discs
Mold Cleaner
Natural Bristle Brush
Shim Stock
1 lb Packing Material
Ceramic Fiber Packing
Copper Lugs
EZ Lite Remote (RU, SK & IG)
Flint Ignitors

Call Today Ship Today!

*SDS is not a guaranteed service.

Section 5

Molds
for use with
Copper-Clad Steel Conductors

Description ..... Page #

5.1 Cable to Cable Connections.....107-113

5.2 Cable to Ground Rod Connections.....114-116

5.3 Cable to Steel or Cast Iron Connections 117-122

5.4 Cable to Lug Connections.....123



Weld Type		Page #
	CB-1	123
	CB-33	123
	CC-1	107
	CC-2	108-110
	CC-4	111
	CC-6	107
	CC-7	112
	CC-11	113
	CR-1	114
	CR-2	115
	CR-3	116

Weld Type		Page #
	CS-1	117
	CS-2	118
	CS-3	119
	CS-4	122
	CS-6	120
	CS-7	121
	CS-8	117
	CS-9	118
	CS-18	122
	CS-23	121
	CS-27	120

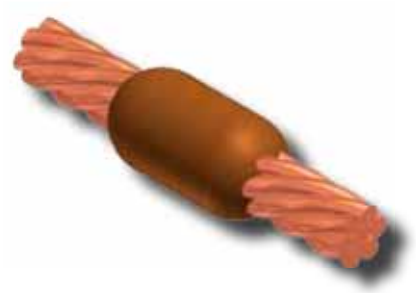

CC-1

TYPE MOLDS

Horizontal End to End

For Copper-Clad Steel Conductors

MOLDS FOR COPPER-CLAD STEEL CONDUCTORS										
Cable	STANDARD CONNECTION					HEAVY DUTY CONNECTION				
	Mold #	Price Key	Weld Metal	Handle Clamps	Lead Time	Mold #	Price Key	Weld Metal	Handle Clamps	Lead Time
7/#10	M-9018	4	32	B-106	2	M-9018-H	4	65	B-106	4
7/#8	M-9050	4	45	B-106	4	M-9050-H	4	90	B-106	4
7/#7	M-9195	4	65	B-106	2	M-9195-H	4	115	B-106	4
7/#6	M-9051	4	90	B-106	2	M-9051-H	4	150	B-106	2
7/#5	M-9052	4	115	B-106	2	M-9052-H	4	250	B-106	4
19/#9	M-9053	4	115	B-106	2	M-9053-H	4	200	B-106	4
19/#8	M-9054	4	115	B-106	4	M-9054-H	4	200	B-106	4
19/#7	M-9196	4	150	B-106	2	M-9196-H	4	250	B-106	4
19/#6	M-9055	4	200	B-106	4	M-9055-H	5	2-150	B-107	2

CC-6

TYPE MOLDS

Horizontal Parallel Tap

For Copper-Clad Steel Conductors

MOLDS FOR COPPER-CLAD STEEL CONDUCTORS						
Cable		Mold #	Price Key	Weld Metal	Handle Clamps	Lead Time
Run	Tap					
7/#10	#2	M-9384	4	65	B-106	4
	#4	M-9392	4	45	B-106	4
	#6	M-9700	4	32	B-106	4
	#6 Sol	M-9407	4	32	B-106	4
	#8 Sol	M-9423	4	32	B-106	4
7/#8	#2	M-9424	4	65	B-106	4
	#4	M-9425	4	45	B-106	4
	#6	M-9429	4	45	B-106	4
	#6 Sol	M-9447	4	45	B-106	4
	#8 Sol	M-9448	4	45	B-106	4
7/#7	#2	M-9449	4	65	B-106	4
	#4	M-9450	4	65	B-106	4
	#6	M-9451	4	45	B-106	4
	#6 Sol	M-9452	4	45	B-106	4
	#8 Sol	M-9453	4	45	B-106	4
7/#6	#2	M-9454	4	90	B-106	4
	#4	M-9455	4	65	B-106	4
	#6	M-9456	4	65	B-106	4
	#6 Sol	M-9457	4	65	B-106	4
	#8 Sol	M-9458	4	65	B-106	4
7/#5	#2	M-9459	4	90	B-106	2
	#4	M-9460	4	90	B-106	4
	#6	M-9461	4	65	B-106	4
	#6 Sol	M-9462	4	65	B-106	4
	#8 Sol	M-9463	4	90	B-106	4



- **For sizes not listed, contact thermOweld®.**
- For molds with wear plates, see page 93.
- For expedited service, contact thermOweld®.
- To order weld metal for use with EZ Lite Remote® insert TW before and EZ after weld metal number.
- Required Tools;
  Handle Clamps w/ Flint Ignitor (see chart for correct handles)
  38-0309-00 ~ Flint Ignitor or 38-EZLT-RU EZ Lite Remote®
- Other recommended accessories;
  38-3922-00 ~ Mold Cleaning Brush
  38-0135-00 ~ Cable Cleaning Brush
  38-0330-00 ~ Cable Clamp

CC-2

TYPE MOLDS

Horizontal Cable Tap to Horizontal Cable Run

For Copper-Clad Steel Conductors

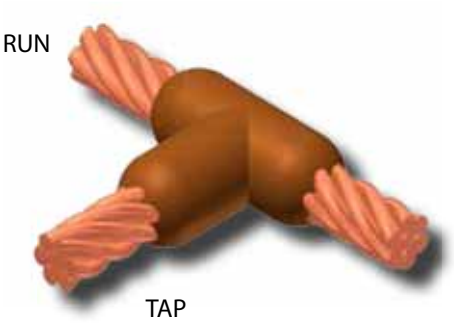

MOLDS FOR COPPER-CLAD STEEL CONDUCTORS											
Cable		STANDARD CONNECTION					HEAVY DUTY CONNECTION				
Run	Tap	Mold #	Price Key	Weld Metal	Handle Clamps	Lead Time	Mold #	Price Key	Weld Metal	Handle Clamps	Lead Time
7/#10	7/#10	M-9020	4	45	B-106	4	M-9020-H	4	90	B-106	4
7/#8	7/#8	M-9060	4	65	B-106	2	M-9060-H	4	115	B-106	4
	7/#10	M-9197	4	45	B-106	4	M-9197-H	4	90	B-106	4
	2/0	M-9061	4	90	B-106	4	M-9061-H	4	150	B-106	4
	4/0	M-9062	4	90	B-106	4	M-9062-H	4	200	B-106	4
7/#7	7/#7	M-9198	4	90	B-106	2	M-9198-H	4	150	B-106	4
	7/#8	M-9022	4	90	B-106	4	M-9022-H	4	150	B-106	4
	7/#10	M-9290	4	45	B-106	4	M-9290-H	4	90	B-106	4
	2/0	M-9201	4	90	B-106	2	M-9201-H	4	150	B-106	4
	4/0	M-9202	4	115	B-106	4	M-9202-H	4	200	B-106	4
7/#6	7/#6	M-9362	4	115	B-106	2	M-9362-H	4	200	B-106	2
	7/#7	M-9023	4	90	B-106	4	M-9023-H	4	150	B-106	4
	7/#8	M-9024	4	90	B-106	4	M-9024-H	4	150	B-106	4
	7/#10	M-9025	4	45	B-106	4	M-9025-H	4	45	B-106	4
	2/0	M-9382	4	90	B-106	4	M-9382-H	4	150	B-106	4
	4/0	M-9063	4	115	B-106	4	M-9063-H	4	250	B-106	2
7/#5	7/#5	M-9064	4	150	B-106	2	M-9064-H	4	250	B-106	4
	7/#6	M-9026	4	115	B-106	4	M-9026-H	4	200	B-106	4
	7/#7	M-9213	4	90	B-106	4	M-9213-H	4	150	B-106	4
	7/#8	M-9065	4	90	B-106	4	M-9065-H	4	150	B-106	4
	7/#10	M-9343	4	90	B-106	2	M-9343-H	4	150	B-106	4
	2/0	M-9321	4	90	B-106	4	M-9321-H	4	150	B-106	4
	4/0	M-9066	4	150	B-106	2	M-9066-H	4	250	B-106	2

- **For sizes not listed, contact thermOweld®.**
- For molds with wear plates, see page 93.
- For expedited service, contact thermOweld®.
- To order weld metal for use with EZ Lite Remote® insert TW before and EZ after weld metal number.
- Required Tools;
  Handle Clamps w/ Flint Ignitor (see chart for correct handles)
  38-0309-00 ~ Flint Ignitor or 38-EZLT-RU EZ Lite Remote®
- Other recommended accessories;
  40-0319-01 ~ Mold Cleaner for cartridge sizes #15-#65
  40-0319-03 ~ Mold Cleaner for cartridge sizes #90-#500
  38-3922-00 ~ Mold Cleaning Brush
  38-0135-00 ~ Cable Cleaning Brush
  38-0330-00 ~ Cable Clamp

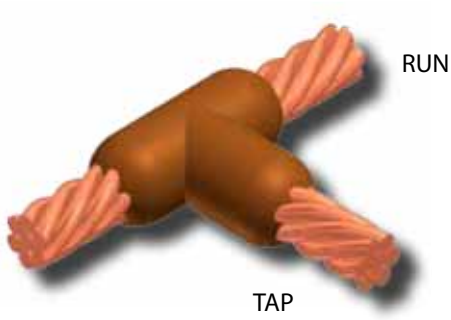

CC-2
TYPE MOLDS
Horizontal Cable Tap to Horizontal Cable Run
For Copper-Clad Steel Conductors

MOLDS FOR COPPER-CLAD STEEL CONDUCTORS											
Cable		STANDARD CONNECTION					HEAVY DUTY CONNECTION				
Run	Tap	Mold #	Price Key	Weld Metal	Handle Clamps	Lead Time	Mold #	Price Key	Weld Metal	Handle Clamps	Lead Time
19/#9	19/#9	M-9067	4	150	B-106	2	M-9067-H	4	250	B-106	4
	7/#5	M-9027	4	150	B-106	4	M-9027-H	4	250	B-106	4
	7/#6	M-9028	4	150	B-106	4	M-9028-H	4	250	B-106	4
	7/#7	M-9203	4	90	B-106	2	M-9203-H	4	150	B-106	4
	7/#8	M-9030	4	90	B-106	4	M-9030-H	4	150	B-106	4
	2/0	M-9031	4	90	B-106	4	M-9031-H	4	150	B-106	4
	4/0	M-9068	4	150	B-106	4	M-9068-H	4	250	B-106	4
19/#8	19/#8	M-9069	4	200	B-106	2	M-9069-H	5	2-150	B-107	4
	19/#9	M-9032	4	150	B-106	4	M-9032-H	4	250	B-106	4
	7/#5	M-9047	4	150	B-106	4	M-9047-H	4	250	B-106	4
	7/#6	M-9033	4	150	B-106	4	M-9033-H	4	250	B-106	4
	7/#7	M-9040	4	90	B-106	4	M-9040-H	4	150	B-106	4
	7/#8	M-9070	4	90	B-106	4	M-9070-H	4	150	B-106	4
	2/0	M-9071	4	90	B-106	4	M-9071-H	4	150	B-106	4
	4/0	M-9042	4	150	B-106	4	M-9042-H	4	250	B-106	4
19/#7	19/#7	M-9073	4	200	B-106	4	M-9073-H	5	2-200	B-107	4
	19/#8	M-9034	4	200	B-106	4	M-9034-H	5	2-150	B-107	4
	19/#9	M-9204	4	200	B-106	4	M-9204-H	5	2-150	B-107	4
	7/#5	M-9442	4	150	B-106	4	M-9442-H	5	2-150	B-107	4
	7/#6	M-9035	4	150	B-106	4	M-9035-H	4	250	B-106	4
	7/#7	M-9074	4	90	B-106	4	M-9074-H	4	150	B-106	4
	7/#8	M-9036	4	90	B-106	4	M-9036-H	4	150	B-106	4
	2/0	M-9147	4	90	B-106	4	M-9147-H	4	150	B-106	4
	4/0	M-9148	4	150	B-106	2	M-9148-H	4	250	B-106	4
	500 MCM	M-9075	4	250	B-106	4	M-9075-H	5	2-200	B-107	4
19/#6	19/#6	M-9076	4	2-150	B-106	4	M-9076-H	5	500	B-107	4
	19/#7	M-9149	4	200	B-106	4	M-9149-H	5	2-200	B-107	4
	19/#8	M-9038	4	200	B-106	4	M-9038-H	5	2-150	B-107	4
	19/#9	M-9077	4	200	B-106	4	M-9077-H	5	2-150	B-107	4
	7/#5	M-9393	4	150	B-106	4	M-9393-H	5	2-150	B-107	4
	7/#6	M-9289	4	115	B-106	4	M-9289-H	4	250	B-106	4
	2/0	M-9039	4	90	B-106	4	M-9039-H	4	150	B-106	4
	4/0	M-9078	4	150	B-106	2	M-9078-H	5	2-150	B-107	4
	500 MCM	M-9011	4	2-150	B-106	4	M-9011-H	5	500	B-107	4

- **For sizes not listed, contact thermOweld®.**
- For molds with wear plates, see page 93.
- For expedited service, contact thermOweld®.
- To order weld metal for use with EZ Lite Remote® insert TW before and EZ after weld metal number.
- Required Tools;
  Handle Clamps w/ Flint Ignitor (see chart for correct handles)
  38-0309-00 ~ Flint Ignitor or 38-EZLT-RU EZ Lite Remote®
- Other recommended accessories;
  40-0319-01 ~ Mold Cleaner for cartridge sizes #15-#65
  40-0319-03 ~ Mold Cleaner for cartridge sizes #90-#500
  38-3922-00 ~ Mold Cleaning Brush
  38-0135-00 ~ Cable Cleaning Brush
  38-0330-00 ~ Cable Clamp

CC-2

TYPE MOLDS

Horizontal Cable Tap to Horizontal Cable Run

For Copper-Clad Steel Conductors

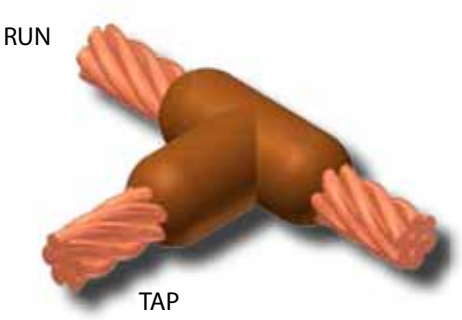

MOLDS FOR COPPER-CLAD STEEL CONDUCTORS											
Cable		STANDARD CONNECTION					HEAVY DUTY CONNECTION				
Run	Tap	Mold #	Price Key	Weld Metal	Handle Clamps	Lead Time	Mold #	Price Key	Weld Metal	Handle Clamps	Lead Time
2/0	19/#6	M-9207	4	115	B-106	4	M-9207-H	4	200	B-106	4
	19/#7	M-9208	4	115	B-106	4	M-9208-H	4	200	B-106	4
	19/#8	M-9209	4	115	B-106	4	M-9209-H	4	200	B-106	4
	19#/9	M-9082	4	115	B-106	4	M-9082-H	4	200	B-106	4
	7/#5	M-9210	4	115	B-106	2	M-9210-H	4	200	B-106	4
	7/#6	M-9409	4	90	B-106	4	M-9409-H	4	150	B-106	4
	7/#7	M-9211	4	90	B-106	4	M-9211-H	4	150	B-106	4
	7/#8	M-9001	4	90	B-106	4	M-9001-H	4	150	B-106	4
	7/#10	M-9004	4	65	B-106	4	M-9004-H	4	115	B-106	4
4/0	19/#6	M-9083	4	150	B-106	2	M-9083-H	4	250	B-106	4
	19/#7	M-9427	4	150	B-106	4	M-9427-H	4	250	B-106	4
	19/#8	M-9212	4	150	B-106	4	M-9212-H	4	250	B-106	4
	19/#9	M-9084	4	150	B-106	2	M-9084-H	4	250	B-106	2
	7/#5	M-9331	4	150	B-106	2	M-9331-H	4	250	B-106	4
	7/#6	M-9000	4	150	B-106	2	M-9000-H	4	250	B-106	4
	7/#7	M-9150	4	90	B-106	4	M-9150-H	4	150	B-106	4
	7/#8	M-9085	4	90	B-106	4	M-9085-H	4	150	B-106	4
	7/#10	M-9216	4	90	B-106	4	M-9216-H	4	150	B-106	4
250 MCM	19/#6	M-9217	4	150	B-106	4	M-9217-H	4	250	B-106	4
	19/#7	M-9218	4	150	B-106	4	M-9218-H	4	250	B-106	4
	19/#8	M-9219	4	150	B-106	4	M-9219-H	4	250	B-106	4
	19/#9	M-9220	4	150	B-106	4	M-9220-H	4	250	B-106	4
	7/#5	M-9221	4	150	B-106	2	M-9221-H	4	250	B-106	4
	7/#6	M-9222	4	150	B-106	4	M-9222-H	4	250	B-106	4
	7/#7	M-9223	4	90	B-106	4	M-9223-H	4	150	B-106	4
	7/#8	M-9087	4	90	B-106	4	M-9087-H	4	150	B-106	4
	7/#10	M-9224	4	90	B-106	4	M-9224-H	4	150	B-106	4
500 MCM	19/#6	M-9154	4	2-150	B-106	4	M-9154-H	5	500	B-107	4
	19/#7	M-9155	4	250	B-106	4	M-9155-H	5	2-200	B-107	4
	19/#8	M-9088	4	200	B-106	4	M-9088-H	5	2-150	B-107	4
	19/#9	M-9156	4	200	B-106	2	M-9156-H	5	2-150	B-107	4
	7/#5	M-9010	4	200	B-106	2	M-9010-H	5	2-150	B-107	4
	7/#6	M-9241	4	150	B-106	4	M-9241-H	4	250	B-106	4
	7/#7	M-9157	4	115	B-106	4	M-9157-H	4	200	B-106	4
	7/#8	M-9090	4	115	B-106	4	M-9090-H	4	200	B-106	4

- **For sizes not listed, contact thermOweld®.**
- For molds with wear plates, see page 93.
- For expedited service, contact thermOweld®.
- To order weld metal for use with EZ Lite Remote® insert TW before and EZ after weld metal number.
- Required Tools;
  Handle Clamps w/ Flint Ignitor (see chart for correct handles)
  38-0309-00 ~ Flint Ignitor or 38-EZLT-RU EZ Lite Remote®
- Other recommended accessories;
  40-0319-01 ~ Mold Cleaner for cartridge sizes #15-#65
  40-0319-03 ~ Mold Cleaner for cartridge sizes #90-#500
  38-3922-00 ~ Mold Cleaning Brush
  38-0135-00 ~ Cable Cleaning Brush
  38-0330-00 ~ Cable Clamp

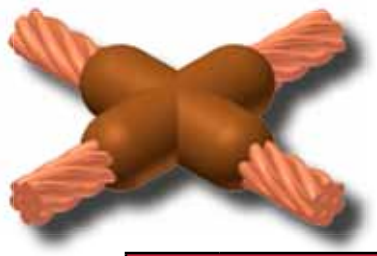

CC-4

TYPE MOLDS

Horizontal to Horizontal Cable Cross

For Copper-Clad Steel Conductors

Tap Cable is Cut

MOLDS FOR COPPER-CLAD STEEL CONDUCTORS											
Cable		STANDARD CONNECTION					HEAVY DUTY CONNECTION				
Run	Tap	Mold #	Price Key	Weld Metal	Handle Clamps	Lead Time	Mold #	Price Key	Weld Metal	Handle Clamps	Lead Time
7/#10	7/#10	M-9243	4	65	B-106	4	M-9243-H	4	115	B-106	4
7/#8	7/#8	M-9091	4	90	B-106	4	M-9091-H	4	150	B-106	4
	7/#10	M-9244	4	90	B-106	4	M-9244-H	4	150	B-106	4
7/#7	7/#7	M-9159	4	115	B-106	2	M-9159-H	4	200	B-106	4
	7/#8	M-9292	4	115	B-106	4	M-9292-H	4	200	B-106	4
	7/#10	M-9247	4	115	B-106	4	M-9247-H	4	200	B-106	4
7/#6	7/#6	M-9293	4	200	B-106	2	M-9293-H	5	2-150	B-107	4
	7/#7	M-9248	4	150	B-106	4	M-9248-H	4	250	B-106	4
	7/#8	M-9249	4	150	B-106	4	M-9249-H	4	200	B-106	4
	7/#10	M-9250	4	115	B-106	4	M-9250-H	4	200	B-106	4
7/#5	7/#5	M-9092	4	200	B-106	4	M-9092-H	5	2-150	B-107	4
	7/#6	M-9252	4	200	B-106	4	M-9252-H	5	2-150	B-107	4
	7/#7	M-9281	4	150	B-106	4	M-9281-H	4	250	B-106	4
	7/#8	M-9251	4	150	B-106	2	M-9251-H	4	250	B-106	4
19/#9	19/#9	M-9093	4	200	B-106	2	M-9093-H	5	2-150	B-107	4
	7/#5	M-9256	4	200	B-106	4	M-9256-H	5	2-150	B-107	4
	7/#6	M-9257	4	200	B-106	4	M-9257-H	5	2-150	B-107	4
	7/#7	M-9274	4	150	B-106	2	M-9274-H	4	250	B-106	4
	7/#8	M-9279	4	150	B-106	4	M-9279-H	4	250	B-106	4
19/#8	19/#8	M-9094	4	250	B-106	4	M-9094-H	5	2-200	B-107	4
	19/#9	M-9300	4	250	B-106	4	M-9300-H	5	2-200	B-107	4
	7/#5	M-9258	4	250	B-106	4	M-9258-H	5	2-200	B-107	4
	7/#6	M-9301	4	200	B-106	4	M-9301-H	5	2-150	B-107	4
	7/#7	M-9302	4	150	B-106	4	M-9302-H	4	250	B-106	4
	7/#8	M-9303	4	150	B-106	4	M-9303-H	4	250	B-106	4
19/#7	19/#7	M-9163	5	2-150	B-107	4	M-9163-H	5	500	B-107	4
	19/#8	M-9306	5	2-150	B-107	4	M-9306-H	5	500	B-107	4
	19/#9	M-9389	5	2-150	B-107	4	M-9389-H	5	500	B-107	4
	7/#5	M-9307	5	2-150	B-107	4	M-9307-H	5	500	B-107	4
	7/#6	M-9421	4	250	B-106	4	M-9421-H	5	2-200	B-107	4
	7/#7	M-9308	4	200	B-106	4	M-9308-H	5	2-150	B-107	4
	7/#8	M-9310	4	200	B-106	4	M-9310-H	5	2-150	B-107	4
19/#6	19/#6	M-9284	5	500	B-107	4	M-9284-H	5	3-250	B-107	4
	19/#7	M-9313	5	500	B-107	4	M-9313-H	5	3-250	B-107	4
	19/#8	M-9314	5	2-200	B-107	4	M-9314-H	5	3-200	B-107	4
	19/#9	M-9344	5	2-150	B-107	4	M-9344-H	5	500	B-107	4
	7/#5	M-9345	5	2-150	B-107	4	M-9345-H	5	500	B-107	4
	7/#6	M-9348	5	2-150	B-107	4	M-9348-H	5	500	B-107	4
	7/#7	M-9350	4	250	B-106	4	M-9350-H	5	2-200	B-107	4
	7/#8	M-9358	4	250	B-106	4	M-9358-H	5	2-200	B-107	4

- **For sizes not listed, contact thermOweld®.**
- For expedited service, contact thermOweld®.
- To order weld metal for use with EZ Lite Remote® insert TW before and EZ after weld metal number.
- Required Tools;
  Handle Clamps w/ Flint Ignitor (see chart for correct handles)
  38-0309-00 ~ Flint Ignitor or 38-EZLT-RU EZ Lite Remote®
- Other recommended accessories;
  40-0319-01 ~ Mold Cleaner for cartridge sizes #15-#65
  40-0319-03 ~ Mold Cleaner for cartridge sizes #90-#500
  38-3922-00 ~ Mold Cleaning Brush
  38-0135-00 ~ Cable Cleaning Brush
  38-0330-00 ~ Cable Clamp

CC-7

TYPE MOLDS

Horizontal Parallel through Cables

For Copper-Clad Steel Conductors



MOLDS FOR COPPER-CLAD STEEL CONDUCTORS											
Cable		STANDARD CONNECTION					HEAVY DUTY CONNECTION				
Run	Tap	Mold #	Price Key	Weld Metal	Handle Clamps	Lead Time	Mold #	Price Key	Weld Metal	Handle Clamps	Lead Time
7/#10	7/#10	M-9437	4	65	B-106	2	M-9437-H	4	115	B-106	4
7/#8	7/#8	M-9138	4	90	B-106	2	M-9138-H	4	150	B-106	4
	7/#10	M-9464	4	65	B-106	4	M-9464-H	4	115	B-106	4
7/#7	7/#7	M-9433	4	115	B-106	2	M-9433-H	4	200	B-106	4
	7/#8	M-9465	4	115	B-106	4	M-9465-H	4	200	B-106	4
	7/#10	M-9466	4	90	B-106	4	M-9466-H	4	150	B-106	4
7/#6	7/#6	M-9408	4	150	B-106	2	M-9408-H	4	250	B-106	4
	7/#7	M-9467	4	150	B-106	4	M-9467-H	4	250	B-106	4
	7/#8	M-9468	4	115	B-106	4	M-9468-H	4	200	B-106	4
	7/#10	M-9469	4	115	B-106	4	M-9469-H	4	200	B-106	4
7/#5	7/#5	M-9470	4	200	B-106	2	M-9470-H	5	2-150	B-107	4
	7/#6	M-9471	4	200	B-106	4	M-9471-H	5	2-150	B-107	4
	7/#7	M-9472	4	150	B-106	4	M-9472-H	4	250	B-106	4
	7/#8	M-9473	4	150	B-106	4	M-9473-H	4	250	B-106	4
19/#9	19/#9	M-9379	4	250	B-106	2	M-9379-H	5	2-200	B-107	2
	7/#5	M-9474	4	200	B-106	4	M-9474-H	5	2-150	B-107	4
	7/#6	M-9475	4	200	B-106	4	M-9475-H	5	2-150	B-107	4
	7/#7	M-9432	4	150	B-106	4	M-9432-H	4	250	B-106	4
	7/#8	M-9476	4	150	B-106	2	M-9476-H	4	250	B-106	4
19/#8	19/#8	M-9136	5	2-150	B-107	4	M-9136-H	5	500	B-107	4
	19/#9	M-9477	4	250	B-106	4	M-9477-H	5	2-200	B-107	2
	7/#5	M-9478	4	200	B-106	2	M-9478-H	5	2-150	B-107	4
	7/#6	M-9479	4	200	B-106	4	M-9479-H	5	2-150	B-107	4
	7/#7	M-9417	4	150	B-106	4	M-9417-H	4	250	B-106	4
	7/#8	M-9480	4	150	B-106	2	M-9480-H	4	250	B-106	4
19/#7	19/#7	M-9481	5	2-150	B-107	4	M-9481-H	5	500	B-107	4
	19/#8	M-9482	5	2-150	B-107	4	M-9482-H	5	500	B-107	4
	19/#9	M-9431	4	250	B-106	4	M-9431-H	5	2-200	B-107	4
	7/#5	M-9483	4	200	B-106	4	M-9483-H	5	2-150	B-107	4
	7/#6	M-9484	4	200	B-106	4	M-9484-H	5	2-150	B-107	4
	7/#7	M-9430	4	150	B-106	4	M-9430-H	4	250	B-106	4
	7/#8	M-9485	4	150	B-106	4	M-9485-H	4	250	B-106	4
19/#6	19/#6	M-9486	5	2-200	B-107	2	M-9486-H	6	3-200	B-107	4
	19/#7	M-9487	5	2-150	B-107	4	M-9487-H	5	500	B-107	4
	19/#8	M-9488	5	2-150	B-107	4	M-9488-H	5	500	B-107	4
	19/#9	M-9489	4	250	B-106	2	M-9489-H	5	2-200	B-107	4
	7/#5	M-9490	4	200	B-106	4	M-9490-H	5	2-150	B-107	4
	7/#6	M-9491	4	200	B-106	4	M-9491-H	5	2-150	B-107	4
	7/#7	M-9492	4	150	B-106	4	M-9492-H	4	250	B-106	4
	7/#8	M-9493	4	150	B-106	4	M-9493-H	4	250	B-106	4

- **For sizes not listed, contact thermOweld®.**
- For molds with wear plates, see page 93.
- For expedited service, contact thermOweld®.
- To order weld metal for use with EZ Lite Remote® insert TW before and EZ after weld metal number.
- Required Tools;
  Handle Clamps w/ Flint Ignitor (see chart for correct handles)
  38-0309-00 ~ Flint Ignitor or 38-EZLT-RU EZ Lite Remote®
- Other recommended accessories;
  38-3922-00 ~ Mold Cleaning Brush
  38-0135-00 ~ Cable Cleaning Brush
  38-0330-00 ~ Cable Clamp



CC-11
TYPE MOLDS
Horizontal to Horizontal Cable Cross (Uncut)
For Copper-Clad Steel Conductors

MOLDS FOR COPPER-CLAD STEEL CONDUCTORS						
Cable		Mold #	Price Key	Weld Metal	Handle Clamps	Lead Time
Run	Tap					
7/#10	7/#10	M-9494	22	90	B-106	4
7/#8	7/#8	M-9133	22	150	B-106	4
	7/#10	M-9495	22	115	B-106	4
7/#7	7/#7	M-9443	22	200	B-106	2
	7/#8	M-9702	22	200	B-106	4
	7/#10	M-9496	22	150	B-106	4
7/#6	7/#6	M-9245	22	250	B-106	4
	7/#7	M-9497	22	200	B-106	2
	7/#8	M-9498	22	200	B-106	2
	7/#10	M-9499	22	150	B-106	4
7/#5	7/#5	M-9134	22	250	B-106	2
	7/#6	M-9500	22	250	B-106	4
	7/#7	M-9394	22	200	B-106	4
	7/#8	M-9135	22	200	B-106	4
19/#9	19/#9	M-9186	22	2-150	B-106	2
	7/#5	M-9501	22	2-150	B-106	4
	7/#6	M-9502	22	2-150	B-106	4
	7/#7	M-9503	22	250	B-106	4
	7/#8	M-9504	22	250	B-106	4
19/#8	19/#8	M-9043	23	2-200	B-107	2
	19/#9	M-9505	23	2-200	B-107	4
	7/#5	M-9048	22	2-150	B-106	4
	7/#6	M-9506	22	2-150	B-106	4
	7/#7	M-9507	22	250	B-106	4
	7/#8	M-9508	22	250	B-106	4
19/#7	19/#7	M-9444	23	500	B-107	4
	19/#8	M-9509	23	500	B-107	4
	19/#9	M-9510	23	500	B-107	4
	7/#5	M-9511	23	2-200	B-107	4
	7/#6	M-9512	23	2-200	B-107	4
	7/#7	M-9513	22	2-150	B-106	4
	7/#8	M-9514	22	2-150	B-106	4
19/#6	19/#6	M-9515	23	3-250	B-107	4
	19/#7	M-9516	23	3-200	B-107	4
	19/#8	M-9517	23	3-200	B-107	4
	19/#9	M-9518	23	500	B-107	4
	7/#5	M-9395	23	500	B-107	4
	7/#6	M-9519	23	500	B-107	4
	7/#7	M-9520	23	2-200	B-107	4
	7/#8	M-9521	22	2-150	B-106	4

- **For sizes not listed, contact thermOweld®.**
- For heavy duty connections or molds with wear plates, contact thermOweld®.
- For expedited service, contact thermOweld®.
- To order weld metal for use with EZ Lite Remote® insert TW before and EZ after weld metal number.
- Required Tools;
  Handle Clamps w/ Flint Ignitor (see chart for correct handles)
  38-0309-00 ~ Flint Ignitor or 38-EZLT-RU EZ Lite Remote®
- Other recommended accessories;
  40-0319-01 ~ Mold Cleaner for cartridge sizes #15-#65
  40-0319-03 ~ Mold Cleaner for cartridge sizes #90-#500
  38-3922-00 ~ Mold Cleaning Brush
  38-0135-00 ~ Cable Cleaning Brush
  38-0330-00 ~ Cable Clamp

CR-1

TYPE MOLDS

Horizontal Cable Terminal to Ground Rod

For Copper-Clad Steel Conductors

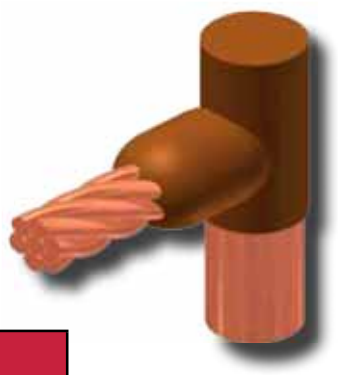

MOLDS FOR COPPER-CLAD STEEL CONDUCTORS											
Ground Rod Size	Cable Size	STANDARD CONNECTION					HEAVY DUTY CONNECTION				
		Mold #	Price Key	Weld Metal	Handle Clamps	Lead Time	Mold #	Price Key	Weld Metal	Handle Clamps	Lead Time
1/2"	7/#10	M-9522	4	65	B-106	4	M-9522-H	4	90	B-106	4
	7/#8	M-9523	4	90	B-106	4	M-9523-H	4	115	B-106	4
	7/#7	M-9164	4	90	B-106	4	M-9164-H	4	150	B-106	4
	7/#6	M-9524	4	90	B-106	4	M-9524-H	4	150	B-106	4
	7/#5	M-9525	4	90	B-106	4	M-9525-H	4	150	B-106	4
	19/#9	M-9165	4	90	B-106	4	M-9165-H	4	150	B-106	4
	19/#8	M-9526	4	90	B-106	4	M-9526-H	4	150	B-106	4
5/8"	7/#10	M-9095	4	65	B-106	4	M-9095-H	4	90	B-106	4
	7/#8	M-9096	4	90	B-106	4	M-9096-H	4	115	B-106	4
	7/#7	M-9166	4	90	B-106	2	M-9166-H	4	115	B-106	4
	7/#6	M-9294	4	90	B-106	2	M-9294-H	4	150	B-106	4
	7/#5	M-9097	4	90	B-106	2	M-9097-H	4	150	B-106	4
	19/#9	M-9167	4	90	B-106	4	M-9167-H	4	150	B-106	4
	19/#8	M-9168	4	115	B-106	2	M-9168-H	4	200	B-106	4
	19/#7	M-9098	4	150	B-106	4	M-9098-H	4	250	B-106	4
	19/#6	M-9530	4	150	B-106	4	M-9530-H	4	250	B-106	4
3/4"	7/#10	M-9436	4	90	B-106	4	M-9436-H	4	115	B-106	4
	7/#8	M-9099	4	90	B-106	4	M-9099-H	4	150	B-106	4
	7/#7	M-9390	4	90	B-106	2	M-9390-H	4	150	B-106	4
	7/#6	M-9381	4	90	B-106	2	M-9381-H	4	150	B-106	2
	7/#5	M-9100	4	90	B-106	2	M-9100-H	4	150	B-106	4
	19/#9	M-9319	4	90	B-106	4	M-9319-H	4	150	B-106	4
	19/#8	M-9101	4	115	B-106	4	M-9101-H	4	200	B-106	4
	19/#7	M-9428	4	150	B-106	4	M-9428-H	4	250	B-106	4
	19/#6	M-9329	4	150	B-106	2	M-9329-H	4	250	B-106	4
1"	7/#10	M-9533	4	150	B-106	4	M-9533-H	4	200	B-106	4
	7/#8	M-9534	4	150	B-106	4	M-9534-H	4	200	B-106	4
	7/#7	M-9535	4	150	B-106	4	M-9535-H	4	200	B-106	4
	7/#6	M-9002	4	150	B-106	4	M-9002-H	4	250	B-106	4
	7/#5	M-9536	4	150	B-106	4	M-9536-H	4	250	B-106	4
	19/#9	M-9537	4	150	B-106	4	M-9537-H	4	250	B-106	4
	19/#8	M-9538	4	200	B-106	4	M-9538-H	5	2-150	B-107	4
	19/#7	M-9539	4	200	B-106	4	M-9539-H	5	2-150	B-107	4
	19/#6	M-9540	4	200	B-106	4	M-9540-H	5	2-150	B-107	4

- **For sizes not listed, contact thermOweld®.**
- Molds listed are for copper clad ground rods. For welding to steel, stainless steel or galvanized steel ground rods add suffix "-N" to mold number.
- For molds with wear plates, see page 93.
- For expedited service, contact thermOweld®.
- To order weld metal for use with EZ Lite Remote® insert TW before and EZ after weld metal number.
- Required Tools;
  Handle Clamps w/ Flint Ignitor (see chart for correct handles)
  38-0309-00 ~ Flint Ignitor or 38-EZLT-RU EZ Lite Remote®
- Other recommended accessories;
  38-3922-00 ~ Mold Cleaning Brush
  38-0135-00 ~ Cable Cleaning Brush
  38-0304-00 ~ File
  38-0330-00 ~ Cable Clamp

NOTES

1. Molds listed are for copper clad steel ground rods: ½" rods are 0.475" diameter, 5/8" rods are 0.563" diameter, ¾" rods are 0.682" diameter, and 1" rods are 0.914" diameter.
2. Molds are available for galvanized steel, stainless steel, and solid copper rods that are sold by actual diameter. The suffix "-N" is added to the mold number, i.e. M-XXX-N is for full sized rods.
3. Molds are available for sectional/threaded copper clad steel ground rods. The suffix "-T" is added to the mold number, i.e. M-XXX-T is for a sectional/threaded ground rod.



CR-2

TYPE MOLDS

Horizontal Cable to Ground Rod

For Copper-Clad Steel Conductors

MOLDS FOR COPPER-CLAD STEEL CONDUCTORS											
Ground Rod Size	Cable Size	STANDARD CONNECTION					HEAVY DUTY CONNECTION				
		Mold #	Price Key	Weld Metal	Handle Clamps	Lead Time	Mold #	Price Key	Weld Metal	Handle Clamps	Lead Time
1/2″	7/#10	M-9543	4	90	B-106	4	M-9543-H	4	150	B-106	4
	7/#8	M-9544	4	90	B-106	4	M-9544-H	4	150	B-106	4
	7/#7	M-9169	4	90	B-106	4	M-9169-H	4	150	B-106	4
	7/#6	M-9545	4	115	B-106	4	M-9545-H	4	200	B-106	4
	7/#5	M-9102	4	150	B-106	4	M-9102-H	4	250	B-106	4
	19/#9	M-9170	4	150	B-106	4	M-9170-H	4	250	B-106	4
	19/#8	M-9546	4	200	B-106	4	M-9546-H	5	2-150	B-107	4
5/8″	7/#10	M-9550	4	90	B-106	2	M-9550-H	4	150	B-106	4
	7/#8	M-9103	4	115	B-106	2	M-9103-H	4	200	B-106	4
	7/#7	M-9171	4	115	B-106	2	M-9171-H	4	200	B-106	4
	7/#6	M-9297	4	115	B-106	2	M-9297-H	4	200	B-106	4
	7/#5	M-9104	4	150	B-106	2	M-9104-H	4	250	B-106	4
	19/#9	M-9105	4	150	B-106	2	M-9105-H	4	250	B-106	4
	19/#8	M-9106	4	200	B-106	2	M-9106-H	5	2-150	B-107	4
	19/#7	M-9172	4	250	B-106	2	M-9172-H	5	2-200	B-107	4
	19/#6	M-9107	4	250	B-106	4	M-9107-H	5	2-200	B-107	4
3/4″	7/#10	M-9552	4	90	B-106	4	M-9552-H	4	150	B-106	4
	7/#8	M-9108	4	115	B-106	2	M-9108-H	4	200	B-106	4
	7/#7	M-9287	4	115	B-106	2	M-9287-H	4	200	B-106	4
	7/#6	M-9380	4	115	B-106	2	M-9380-H	4	200	B-106	4
	7/#5	M-9109	4	150	B-106	2	M-9109-H	4	250	B-106	4
	19/#9	M-9110	4	150	B-106	2	M-9110-H	4	250	B-106	4
	19/#8	M-9111	4	200	B-106	4	M-9111-H	5	2-150	B-107	4
	19/#7	M-9320	4	250	B-106	4	M-9320-H	5	2-200	B-107	4
	19/#6	M-9291	4	250	B-106	4	M-9291-H	5	2-200	B-107	2
1″	7/#10	M-9554	4	150	B-106	4	M-9554-H	4	250	B-106	4
	7/#8	M-9699	4	150	B-106	4	M-9699-H	4	250	B-106	4
	7/#7	M-9555	4	150	B-106	4	M-9555-H	4	250	B-106	4
	7/#6	M-9556	4	150	B-106	4	M-9556-H	4	250	B-106	4
	7/#5	M-9557	4	200	B-106	4	M-9557-H	5	2-150	B-107	4
	19/#9	M-9558	4	200	B-106	4	M-9558-H	5	2-150	B-107	4
	19/#8	M-9559	4	200	B-106	4	M-9559-H	5	2-150	B-107	4
	19/#7	M-9560	4	250	B-106	4	M-9560-H	5	2-200	B-107	4
	19/#6	M-9561	4	250	B-106	4	M-9561-H	5	2-200	B-107	4

NOTES

1. Molds listed are for copper clad steel ground rods: ½″ rods are 0.475″ diameter, 5/8″ rods are 0.563″ diameter, ¾″ rods are 0.682″ diameter, and 1″ rods are 0.914″ diameter.
2. Molds are available for galvanized steel, stainless steel, and solid copper rods that are sold by actual diameter. The suffix "-N" is added to the mold number, i.e. M-XXX-N is for full sized rods.
3. Molds are available for sectional/threaded copper clad steel ground rods. The suffix "-T" is added to the mold number, i.e. M-XXX-T is for a sectional/threaded ground rod.

- **For sizes not listed, contact thermOweld®.**
- Molds listed are for copper clad ground rods. For welding to steel, stainless steel or galvanized steel ground rods add suffix "-N" to mold number.
- For molds with wear plates, see page 93.
- For expedited service, contact thermOweld®.
- To order weld metal for use with EZ Lite Remote® insert TW before and EZ after weld metal number.
- Required Tools;
  Handle Clamps w/ Flint Ignitor (see chart for correct handles)
  38-0309-00 ~ Flint Ignitor or 38-EZLT-RU EZ Lite Remote®
- Other recommended accessories;
  38-3922-00 ~ Mold Cleaning Brush
  38-0135-00 ~ Cable Cleaning Brush
  38-0304-00 ~ File
  38-0330-00 ~ Cable Clamp

CR-3

TYPE MOLDS

Horizontal Thru Cable to Ground Rod

For Copper-Clad Steel Conductors



NOTES

1. Molds listed are for copper clad steel ground rods: ½" rods are 0.475" diameter, 5/8" rods are 0.563" diameter, ¾" rods are 0.682" diameter, and 1" rods are 0.914" diameter.
2. Molds are available for galvanized steel, stainless steel, and solid copper rods that are sold by actual diameter. The suffix "-N" is added to the mold number, i.e. M-XXX-N is for full sized rods.
3. Molds are available for sectional/threaded copper clad steel ground rods. The suffix "-T" is added to the mold number, i.e. M-XXX-T is for a sectional/threaded ground rod.

MOLDS FOR COPPER-CLAD STEEL CONDUCTORS

Ground Rod Size	Cable Size	Mold #	Price Key	Weld Metal	Handle Clamps	Lead Time
1/2"	7/#10	M-9563	24	90	B-106	4
	7/#8	M-9564	24	115	B-106	4
	7/#7	M-9439	24	115	B-106	4
	7/#6	M-9565	24	150	B-106	4
	7/#5	M-9440	24	150	B-106	4
	19/#9	M-9387	24	150	B-106	4
	19/#8	M-9566	24	200	B-106	4
5/8"	7/#10	M-9567	24	90	B-106	4
	7/#8	M-9278	24	115	B-106	4
	7/#7	M-9568	24	115	B-106	2
	7/#6	M-9276	24	150	B-106	2
	7/#5	M-9143	24	150	B-106	2
	19/#9	M-9336	24	150	B-106	2
	19/#8	M-9569	24	200	B-106	4
	19/#7	M-9335	13	2-150	B-107	4
	19/#6	M-9570	13	2-200	B-107	4
3/4"	7/#10	M-9571	24	90	B-106	2
	7/#8	M-9049	24	115	B-106	4
	7/#7	M-9271	24	115	B-106	4
	7/#6	M-9268	24	150	B-106	4
	7/#5	M-9226	24	200	B-106	2
	19/#9	M-9142	24	200	B-106	2
	19/#8	M-9572	24	250	B-106	4
	19/#7	M-9573	13	2-200	B-107	4
	19/#6	M-9328	13	500	B-107	4
1"	7/#10	M-9574	24	90	B-106	4
	7/#8	M-9349	24	115	B-106	4
	7/#7	M-9575	24	115	B-106	4
	7/#6	M-9576	24	150	B-106	4
	7/#5	M-9577	24	200	B-106	4
	19/#9	M-9578	24	200	B-106	4
	19/#8	M-9579	24	250	B-106	4
	19/#7	M-9580	13	2-200	B-107	4
	19/#6	M-9581	13	500	B-107	4

- **For sizes not listed, contact thermOweld®.**
- Molds listed are for copper clad ground rods. For welding to steel, stainless steel or galvanized steel ground rods add suffix "-N" to mold number.
- For heavy duty connections, contact thermOweld®.
- For molds with wear plates, see page 93.
- For expedited service, contact thermOweld®.
- To order weld metal for use with EZ Lite Remote® insert TW before and EZ after weld metal number.
- Required Tools;
  Handle Clamps w/ Flint Ignitor (see chart for correct handles)
  38-0309-00 ~ Flint Ignitor or 38-EZLT-RU EZ Lite Remote®
- Other recommended accessories;
  38-3922-00 ~ Mold Cleaning Brush
  38-0135-00 ~ Cable Cleaning Brush
  38-0304-00 ~ File
  38-0330-00 ~ Cable Clamp

Single Shot Molds

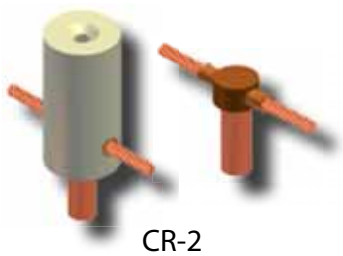

CR-2

CRE-16

Grd Rod Size	Cable Size	Type	Mold #	Lead Time
5/8"	7/#10	CR-2	M-2022	4

Rebar Size	Cable Size	Type	Mold #	Lead Time
#4	7/#10	CRE-16	M-8946	4

See page 85 for EZ Lite Remote application



CS-1
TYPE MOLDS
Horizontal Cable to Horizontal Steel Surface
For Copper-Clad Steel Conductors
Note that the cable is **OFF** the surface

MOLDS FOR COPPER-CLAD STEEL CONDUCTORS										
Cable Size	STANDARD CONNECTION					HEAVY DUTY CONNECTION				
	Mold #	Price Key	Weld Metal	Handle Clamps	Lead Time	Mold #	Price Key	Weld Metal	Handle Clamps	Lead Time
7/#10	M-9582	4	90	B-106	4	M-9582-H	4	150	B-106	4
7/#8	M-9583	4	90	B-106	4	M-9583-H	4	150	B-106	4
7/#7	M-9191	4	90	B-106	4	M-9191-H	4	150	B-106	4
7/#6	M-9584	4	115	B-106	2	M-9584-H	4	200	B-106	4
7/#5	M-9144	4	115	B-106	4	M-9144-H	4	200	B-106	4
19/#9	M-9193	4	115	B-106	4	M-9193-H	4	200	B-106	4
19/#8	M-9585	4	150	B-106	2	M-9585-H	4	250	B-106	4
19/#7	M-9192	4	200	B-106	4	M-9192-H	5	2-150	B-107	4
19/#6	M-9698	4	200	B-106	4	M-9698-H	5	2-150	B-107	4

CS-8
TYPE MOLDS
Horizontal Cable to Horizontal Steel Surface
For Copper-Clad Steel Conductors
Note that the cable is **ON** the surface

MOLDS FOR COPPER-CLAD STEEL CONDUCTORS										
Cable Size	STANDARD CONNECTION					HEAVY DUTY CONNECTION				
	Mold #	Price Key	Weld Metal	Handle Clamps	Lead Time	Mold #	Price Key	Weld Metal	Handle Clamps	Lead Time
7/#10	M-9656	3†	65	Included	4	M-9656-H	4	115	B-106	4
7/#8	M-9661	4	90	B-106	4	FOR HEAVY DUTY CONNECTIONS USE CS-1 TYPE MOLDS				
7/#7	M-9270	4	90	B-106	4					
7/#6	M-9668	4	115	B-106	4					
7/#5	M-9326	4	115	B-106	4					
19/#9	M-9341	4	115	B-106	2					
19/#8	M-9675	4	150	B-106	4					
19/#7	M-9676	4	200	B-106	4					
19/#6	M-9677	4	200	B-106	4					

- **For sizes not listed, contact thermOweld®.**
- For molds with wear plates, see page 93.
- For expedited service, contact thermOweld®.
- To order weld metal for use with EZ Lite Remote® insert TW before and EZ after weld metal number.
- Required Tools;
  Handle Clamps w/ Flint Ignitor (see chart for correct handles)
  38-0309-00 ~ Flint Ignitor or 38-EZLT-RU EZ Lite Remote®
- Other recommended accessories;
  40-0319-01 ~ Mold Cleaner for cartridge sizes #15-#65 (Price Key 3, CS-8 Molds Only)
  38-3922-00 ~ Mold Cleaning Brush
  38-0135-00 ~ Cable Cleaning Brush
  38-0101-00 ~ Rasp
  38-4129-00 ~ Packing Material for 7/#8 & Larger Molds (CS-8 Molds Only)

Welding to Horizontal Pipe: To weld to horizontal pipe, add pipe size to mold number. Example: To weld 7/#6 copper-clad steel cable to 6" horizontal pipe, the mold number would be M-9584-6. To weld 7/#8 copper-clad steel cable or smaller to pipe 14" and larger, use flat surface mold. For 7/#7 copper-clad steel cable and larger, use flat surface mold only on pipe 30" and larger.

CS-2

TYPE MOLDS

Horizontal Thru Cable to Horizontal Steel Surface

For Copper-Clad Steel Conductors

Note that the cable is **OFF** the surface

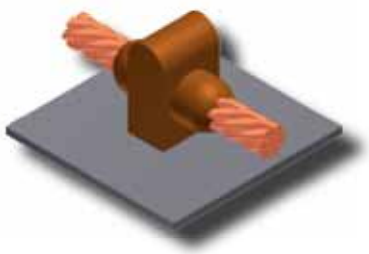

MOLDS FOR COPPER-CLAD STEEL CONDUCTORS										
Cable Size	STANDARD CONNECTION					HEAVY DUTY CONNECTION				
	Mold #	Price Key	Weld Metal	Handle Clamps	Lead Time	Mold #	Price Key	Weld Metal	Handle Clamps	Lead Time
7/#10	M-9586	4	90	B-106	4	M-9586-H	4	150	B-106	4
7/#8	M-9587	4	90	B-106	4	M-9587-H	4	150	B-106	4
7/#7	M-9588	4	115	B-106	4	M-9588-H	4	200	B-106	4
7/#6	M-9141	4	150	B-106	4	M-9141-H	4	250	B-106	4
7/#5	M-9140	4	150	B-106	4	M-9140-H	4	250	B-106	4
19/#9	M-9589	4	150	B-106	4	M-9589-H	4	250	B-106	4
19/#8	M-9590	4	200	B-106	4	M-9590-H	5	2-150	B-107	4
19/#7	M-9591	4	250	B-106	4	M-9591-H	5	2-200	B-107	4
19/#6	M-9592	5	2-150	B-107	4	M-9592-H	5	500	B-107	4

CS-9

TYPE MOLDS

Horizontal Thru Cable to Horizontal Steel Surface

For Copper-Clad Steel Conductors

Note that the cable is **ON** the surface



MOLDS FOR COPPER-CLAD STEEL CONDUCTORS										
Cable Size	STANDARD CONNECTION					HEAVY DUTY CONNECTION				
	Mold #	Price Key	Weld Metal	Handle Clamps	Lead Time	Mold #	Price Key	Weld Metal	Handle Clamps	Lead Time
7/#10	M-9629	3†	65	Included	4	M-9629-H	4	115	B-106	4
7/#8	M-9630	4	90	B-106	4	M-9630-H	4	150	B-106	4
7/#7	M-9631	4	115	B-106	4	M-9631-H	4	200	B-106	4
7/#6	M-9632	4	150	B-106	4	M-9632-H	4	250	B-106	4
7/#5	M-9633	4	150	B-106	4	M-9633-H	4	250	B-106	4
19/#9	M-9634	4	150	B-106	4	M-9634-H	4	250	B-106	4
19/#8	M-9635	4	200	B-106	4	M-9635-H	5	2-150	B-107	4
19/#7	M-9636	4	250	B-106	4	M-9636-H	5	2-200	B-107	4
19/#6	M-9637	5	2-150	B-107	4	M-9637-H	5	500	B-107	4

- **For sizes not listed, contact thermOweld®.**
- For molds with wear plates, see page 93.
- For expedited service, contact thermOweld®.
- To order weld metal for use with EZ Lite Remote® insert TW before and EZ after weld metal number.
- Required Tools;
  Handle Clamps w/ Flint Ignitor (see chart for correct handles)
  † ~ Sold complete with frame
  38-0309-00 ~ Flint Ignitor or 38-EZLT-RU EZ Lite Remote®
- Other recommended accessories;
  40-0319-01 ~ Mold Cleaner for cartridge sizes #15-#65 (Price Key 3 Molds Only)
  38-3922-00 ~ Mold Cleaning Brush
  38-0135-00 ~ Cable Cleaning Brush
  38-0101-00 ~ Rasp
  38-4129-00 ~ Packing Material for 7/#8 & Larger Molds (CS-9 Molds Only)

Welding to Horizontal Pipe: To weld to horizontal pipe, add pipe size to mold number. Example: To weld 7/#6 copper-clad steel cable to 6" horizontal pipe, the mold number would be M-9141-6. To weld 7/#8 copper-clad steel cable or smaller to pipe 14" and larger, use flat surface mold. For 7/#7 copper-clad steel cable and larger, use flat surface mold only on pipe 30" and larger.



CS-3
TYPE MOLDS
Angular Cable Drop to Vertical Steel Surface
For Copper-Clad Steel Conductors

MOLDS FOR COPPER-CLAD STEEL CONDUCTORS										
Cable Size	STANDARD CONNECTION					HEAVY DUTY CONNECTION				
	Mold #	Price Key	Weld Metal	Handle Clamps	Lead Time	Mold #	Price Key	Weld Metal	Handle Clamps	Lead Time
7/#10	M-9112	4	65	B-106	4	M-9112-H	4	115	B-106	4
7/#8	M-9113	4	90	B-106	4	M-9113-H	4	150	B-106	4
7/#7	M-9173	4	90	B-106	4	M-9173-H	4	150	B-106	4
7/#6	M-9114	4	115	B-106	4	M-9114-H	4	200	B-106	2
7/#5	M-9115	4	115	B-106	4	M-9115-H	4	200	B-106	2
19/#9	M-9174	4	115	B-106	2	M-9174-H	4	200	B-106	2
19/#8	M-9116	4	150	B-106	4	M-9116-H	4	250	B-106	4
19/#7	M-9175	4	200	B-106	4	M-9175-H	5	2-150	B-107	4
19/#6	M-9117	4	200	B-106	4	M-9117-H	5	2-150	B-107	4

Welding to Vertical Pipe: To weld to vertical pipe, add pipe size to mold number. Example: To weld 7/#6 copper-clad steel cable to 6" vertical pipe, the mold number would be M-9114-V6. To weld 7/#8 copper-clad steel cable or smaller to pipe 14" and larger, use flat surface mold. For 7/#7 copper-clad steel cable and larger, use flat surface mold only on pipe 30" and larger.

CS-3
TYPE MOLDS
Angular Cable Drop to Vertical Steel Pipe
For AWG Conductors

MOLDS FOR COPPER-CLAD STEEL CONDUCTORS						
Cable Size	Pipe Size	Mold #	Price Key	Weld Metal	Handle Clamps	Lead Time
7/#10	1 1/4" to 4"	M-9678	4	65	B-106	4
	4" to 6"	M-9679	4	65	B-106	4
	6" to 10"	M-9680	4	65	B-106	4
	12" to 30"	M-9681	4	65	B-106	4
7/#8	1 1/4" to 4"	M-9682	4	90	B-106	2
	4" to 6"	M-9683	4	90	B-106	4
	6" to 10"	M-9684	4	90	B-106	4
	12" to 30"	M-9685	4	90	B-106	4
7/#7	1 1/4" to 4"	M-9686	4	90	B-106	4
	4" to 6"	M-9687	4	90	B-106	4
	6" to 10"	M-9688	4	90	B-106	4
	12" to 30"	M-9689	4	90	B-106	4
7/#6	1 1/4" to 4"	M-9298	4	115	B-106	4
	4" to 6"	M-9691	4	115	B-106	2
	6" to 10"	M-9692	4	115	B-106	4
	12" to 30"	M-9693	4	115	B-106	4
7/#5	1 1/4" to 4"	M-9694	4	115	B-106	4
	4" to 6"	M-9695	4	115	B-106	2
	6" to 10"	M-9696	4	115	B-106	4
	12" to 30"	M-9697	4	115	B-106	4

- **For sizes not listed, contact thermOweld®.**
- For molds with wear plates, see page 93.
- For expedited service, contact thermOweld®.
- To order weld metal for use with EZ Lite Remote® insert TW before and EZ after weld metal number.
- Required Tools;
  Handle Clamps w/ Flint Ignitor (see chart for correct handles)
  38-0309-00 ~ Flint Ignitor or 38-EZLT-RU EZ Lite Remote®
- Other recommended accessories;
  40-0106-32 ~ Vertical Chain Clamp w/ B-106 Handles for 4" Pipe & smaller
  40-0106-27 ~ 20" Chain Extension for 4" to 10" Pipe
  Use (2) 20" Chain Extensions for pipe sizes between 10" and 16"
  40-4431-00 ~ Magnetic Handle Clamp w/ B-106 Handles
  38-3922-00 ~ Mold Cleaning Brush
  38-0135-00 ~ Cable Cleaning Brush
  38-0101-00 ~ Rasp

CS-6

TYPE MOLDS

Horizontal Thru Cable to Vertical Steel Surface

For Copper-Clad Steel Conductors

Note that the cable is **OFF** the surface



MOLDS FOR COPPER-CLAD STEEL CONDUCTORS					
Cable Size	Mold #	Price Key	Weld Metal	Handle Clamps	Lead Time
7/#10	M-9597	4	90	B-106	4
7/#8	M-9598	4	115	B-106	4
7/#7	M-9599	4	115	B-106	4
7/#6	M-9600	4	150	B-106	4
7/#5	M-9266	4	150	B-106	4
19/#9	M-9399	4	150	B-106	4

Welding to Vertical Pipe: To weld to vertical pipe, add pipe size to mold number. Example: To weld 7/#6 copper-clad steel cable to 6" vertical pipe, the mold number would be M-9600-V6. To weld 7/#8 copper-clad steel cable or smaller to pipe 14" and larger, use flat surface mold. For 7/#7 copper-clad steel cable and larger, use flat surface mold only on pipe 30" and larger.

CS-27

TYPE MOLDS

Horizontal Thru Cable to Vertical Steel Surface

For Copper-Clad Steel Conductors

Note that the cable is **ON** the surface

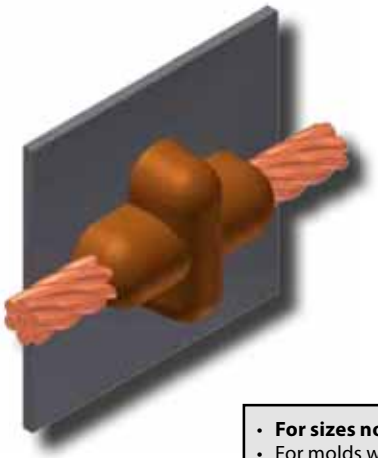

MOLDS FOR COPPER-CLAD STEEL CONDUCTORS					
Cable Size	Mold #	Price Key	Weld Metal	Handle Clamps	Lead Time
7/#10	M-9650	4	65	B-106	4
7/#8	M-9651	4	115	B-106	4
7/#7	M-9652	4	115	B-106	4
7/#6	M-9653	4	150	B-106	4
7/#5	M-9654	4	150	B-106	4
19/#9	M-9655	4	150	B-106	4

Welding to Vertical Pipe: Use Weld Type CS-6 above.

- **For sizes not listed, contact thermOweld®.**
- For molds with wear plates, see page 93.
- For expedited service, contact thermOweld®.
- To order weld metal for use with EZ Lite Remote® insert TW before and EZ after weld metal number.
- Required Tools;
  - Handle Clamps w/ Flint Ignitor (see chart for correct handles)
  - 38-0309-00 ~ Flint Ignitor or 38-EZLT-RU EZ Lite Remote®
- Other recommended accessories;
  - 40-0319-03 ~ Mold Cleaner for cartridge sizes #90-#500 (CS-6 Molds Only)
  - 40-4431-00 ~ Magnetic Handle Clamp w/ B-106 Handles
  - 38-3922-00 ~ Mold Cleaning Brush
  - 38-0135-00 ~ Cable Cleaning Brush
  - 38-0101-00 ~ Rasp
  - 38-4129-00 ~ Packing Material for 7/#8 & Larger Molds (CS-27 Molds Only)

CS-23
TYPE MOLDS
Vertical Cable Drop to Vertical Steel Surface
For Copper-Clad Steel Conductors
Note that the cable is **OFF** the surface

MOLDS FOR COPPER-CLAD STEEL CONDUCTORS										
Cable Size	STANDARD CONNECTION					HEAVY DUTY CONNECTION				
	Mold #	Price Key	Weld Metal	Handle Clamps	Lead Time	Mold #	Price Key	Weld Metal	Handle Clamps	Lead Time
7/#10	M-9438	4	65	B-106	2	M-9438-H	4	115	B-106	4
7/#8	M-9601	4	115	B-106	4	M-9601-H	4	200	B-106	4
7/#7	M-9602	4	115	B-106	2	M-9602-H	4	200	B-106	4
7/#6	M-9412	4	150	B-106	2	M-9412-H	4	250	B-106	4
7/#5	M-9375	4	150	B-106	4	M-9375-H	4	250	B-106	4
19/#9	M-9603	4	200	B-106	2	M-9603-H	17	2-150	B-106	2
19/#8	M-9604	4	200	B-106	4	M-9604-H	17	2-150	B-106	4
19/#7	M-9605	4	250	B-106	4	M-9605-H	5	2-200	B-107	4
19/#6	M-9361	17	2-150	B-106	4	M-9361-H	6	500	B-107	4



CS-7
TYPE MOLDS
Overhead Vertical Tap Cable to Vertical Steel Surface
For Copper-Clad Steel Conductors
Note that the cable is **ON** the surface

MOLDS FOR COPPER-CLAD STEEL CONDUCTORS										
Cable Size	STANDARD CONNECTION					HEAVY DUTY CONNECTION				
	Mold #	Price Key	Weld Metal	Handle Clamps	Lead Time	Mold #	Price Key	Weld Metal	Handle Clamps	Lead Time
7/#10	M-9644	4	90	B-106	4	M-9644-H	4	150	B-106	4
7/#8	M-9645	4	150	B-106	4	M-9645-H	17	250	B-106	4
7/#7	M-9397	4	150	B-106	4	M-9397-H	17	250	B-106	4
7/#6	M-9413	17	200	B-106	4	M-9413-H	6	2-150	B-107	4
7/#5	M-9398	17	200	B-106	4	M-9398-H	6	2-150	B-107	4
19/#9	M-9646	17	200	B-106	2	M-9646-H	6	2-150	B-107	4
19/#8	M-9647	17	250	B-106	4	M-9647-H	6	2-200	B-107	4
19/#7	M-9648	6	2-150	B-107	4	M-9648-H	6	500	B-107	4
19/#6	M-9649	6	2-200	B-107	4	M-9649-H	6	3-200	B-107	4

- **For sizes not listed, contact thermOweld®.**
- For expedited service, contact thermOweld®.
- To order weld metal for use with EZ Lite Remote® insert TW before and EZ after weld metal number.
- Required Tools;
  Handle Clamps w/ Flint Ignitor (see chart for correct handles)
  38-0309-00 ~ Flint Ignitor or 38-EZLT-RU EZ Lite Remote®
- Other recommended accessories;
  38-3922-00 ~ Mold Cleaning Brush
  38-0135-00 ~ Cable Cleaning Brush
  38-0101-00 ~ Rasp

Welding to Vertical Pipe: To weld to vertical pipe, add pipe size to mold number. Example: To weld 7/#6 copper-clad steel cable to 6" vertical pipe, the mold number would be M-9412-V6. To weld 7/#8 copper-clad steel cable or smaller to pipe 14" and larger, use flat surface mold. For 7/#7 copper-clad steel cable and larger, use flat surface mold only on pipe 30" and larger.

CS-4

TYPE MOLDS

Horizontal Thru Cable to Vertical Steel Surface

For Copper-Clad Steel Conductors



MOLDS FOR COPPER-CLAD STEEL CONDUCTORS										
Cable Size	STANDARD CONNECTION					HEAVY DUTY CONNECTION				
	Mold #	Price Key	Weld Metal	Handle Clamps	Lead Time	Mold #	Price Key	Weld Metal	Handle Clamps	Lead Time
7/#10	M-9118	4	115	B-106	4	M-9118-H	17	250	B-106	4
7/#8	M-9594	17	200	B-106	4	M-9594-H	6	2-200	B-107	4
7/#7	M-9176	17	200	B-106	4	M-9176-H	6	2-200	B-107	4
7/#6	M-9119	17	250	B-106	4	M-9119-H	6	500	B-107	4
7/#5	M-9272	17	250	B-106	4	M-9272-H	6	500	B-107	4
19/#9	M-9177	17	250	B-106	4	M-9177-H	6	500	B-107	4
19/#8		Use Heavy Duty Connections				M-9595-H	6	3-200	B-107	4
19/#7						M-9178-H	6	3-200	B-107	4
19/#6						M-9596-H	6	3-200	B-107	4

Welding to Vertical Pipe: To weld to vertical pipe, add pipe size to mold number. Example: To weld 7/#6 copper-clad steel cable to 6" vertical pipe, the mold number would be M-9119-V6. To weld 7/#8 copper-clad steel cable or smaller to pipe 14" and larger, use flat surface mold. For 7/#7 copper-clad steel cable and larger, use flat surface mold only on pipe 30" and larger.

CS-18

TYPE MOLDS

Horizontal Tap Cable to Vertical Steel Surface

For Copper-Clad Steel Conductors

Note that the cable is **ON** the surface

Welding to Horizontal Pipe: To weld to horizontal pipe, add pipe size to mold number. Example: To weld 7/#6 copper-clad steel cable to 6" horizontal pipe, the mold number would be M-9641-L6.

MOLDS FOR COPPER-CLAD STEEL CONDUCTORS					
Cable Size	Mold #†	Price Key	Weld Metal	Handle Clamps	Lead Time
7/#10	M-9638	4	65	B-106	4
7/#8	M-9639	4	90	B-106	4
7/#7	M-9640	4	90	B-106	4
7/#6	M-9641	4	115	B-106	4
7/#5	M-9642	4	115	B-106	4
19/#9	M-9643	4	115	B-106	4

† Add (RH) to mold number for right hand mold or (LH) for left hand mold. Right hand (RH) mold will be furnished if none specified. EXAMPLE: M-9640-LH

Left Hand Mold

Right Hand Mold

- **For sizes not listed, contact thermOweld®.**
- For molds with wear plates, see page 93.
- For expedited service, contact thermOweld®.
- To order weld metal for use with EZ Lite Remote® insert TW before and EZ after weld metal number.
- Required Tools;
  Handle Clamps w/ Flint Ignitor (see chart for correct handles)
  38-0309-00 ~ Flint Ignitor or 38-EZLT-RU EZ Lite Remote®
- Other recommended accessories;
  40-4431-00 ~ Magnetic Handle Clamp w/ B-106 Handles
  38-3922-00 ~ Mold Cleaning Brush
  38-0135-00 ~ Cable Cleaning Brush
  38-0101-00 ~ Rasp
  38-4129-00 ~ Packing Material for 7/#8 & Larger Molds (CS-18 Molds Only)

MOLDS FOR COPPER-CLAD STEEL CONDUCTORS						
Cable Size	Lug Size	Mold #	Price Key	Weld Metal	Handle Clamps	Lead Time
7#10	3/16 X 1	M-9607	4	65	B-106	4
7/#8	3/16 X 1	M-9701	4	65	B-106	4
	1/4 X 1	M-9121	4	65	B-106	4
7/#7	3/16 X 1	M-9609	4	90	B-106	4
	1/4 X 1	M-9126	4	90	B-106	4
7/#6	3/16 X 1	M-9410	4	90	B-106	4
	1/4 X 1	M-9613	4	90	B-106	4
	1/4 X 1 1/2	M-9127	4	90	B-106	4
7/#5	3/16 X 1	M-9617	4	90	B-106	2
	1/4 X 1	M-9445	4	90	B-106	4
	1/4 X 1 1/2	M-9228	4	90	B-106	4
19/#9	3/16 X 1	M-9181	4	90	B-106	4
	1/4 X 1	M-9620	4	90	B-106	4
	1/4 X 1 1/2	M-9182	4	90	B-106	2
19/#8	1/4 X 1	M-9129	4	115	B-106	4
	1/4 X 1 1/2	M-9131	4	115	B-106	4
19/#7	1/4 X 1	M-9446	4	150	B-106	2
	1/4 X 1 1/2	M-9185	4	150	B-106	4
19/#6	1/4 X 1	M-9625	4	200	B-106	4
	1/4 X 1 1/2	M-9263	4	200	B-106	4

CB-1
TYPE MOLDS
Horizontal Cable Tap to Horizontal Lug or Bus
For Copper-Clad Steel Conductors
See page 63-64 for Lug part numbers.



MOLDS FOR COPPER-CLAD STEEL CONDUCTORS						
Cable Size	Lug Size	Mold #	Price Key	Weld Metal	Handle Clamps	Lead Time
7#10	1/8 X 1	M-9365	4	32	B-106	4
7/#8	1/8 X 1	M-9366	4	45	B-106	4
7/#7	1/8 X 1	M-9367	4	45	B-106	4
7/#6	1/8 X 1	M-9368	4	65	B-106	4
7/#5	1/8 X 1	M-9369	4	65	B-106	4
19/#9	3/16 X 1	M-9370	4	65	B-106	4
19/#8	3/16 X 1	M-9371	4	90	B-106	4
19/#7	3/16 X 1	M-9372	4	90	B-106	4
19/#6	1/4 X 1	M-9373	4	115	B-106	4

CB-33
TYPE MOLDS
Horizontal Cable Tap to Horizontal Lug or Bus
For Copper-Clad Steel Conductors
See page 65 for Lug part numbers.



- **For sizes not listed, contact thermOweld®.**
- For heavy duty connections, contact thermOweld®.
- For molds with wear plates, see page 93.
- For expedited service, contact thermOweld®.
- To order weld metal for use with EZ Lite Remote® insert TW before and EZ after weld metal number.
- Required Tools;
  Handle Clamps w/ Flint Ignitor (see chart for correct handles)
  38-0309-00 ~ Flint Ignitor or 38-EZLT-RU EZ Lite Remote®
- Other recommended accessories;
  38-3922-00 ~ Mold Cleaning Brush
  38-0135-00 ~ Cable Cleaning Brush

Since our start in 1958, thermOweld® has grown to provide superior grounding, lightning protection, cathodic protection and other vital infrastructure solutions in over 55 countries worldwide. From our Oklahoma, USA headquarters and design / manufacturing operations, the industry's most consistent and reliable products are shipped each day to job and project sites, distributors, logistics/supplychain teams, utilities, and key partners. Throughout the globe, thermOweld® is specifically requested, often demanded, by specifying engineers and installers. Clearly, thermOweld is The Contractor's Choice!

Section 6

Molds
for use with
Lightning Protection Conductors

Description ..... Page #

6.1 Cable to Cable Connections.....127-129

6.2 Cable to Ground Rod Connections.....130-135

6.3 Air Terminal to Ground Rod Connections ..... 135 & 140

6.4 Cable to Steel or Cast Iron Connections 135-140

6.5 Cable to Lug Connections.....141

6.6 Cable to Aircraft Grounding Receptacles 142

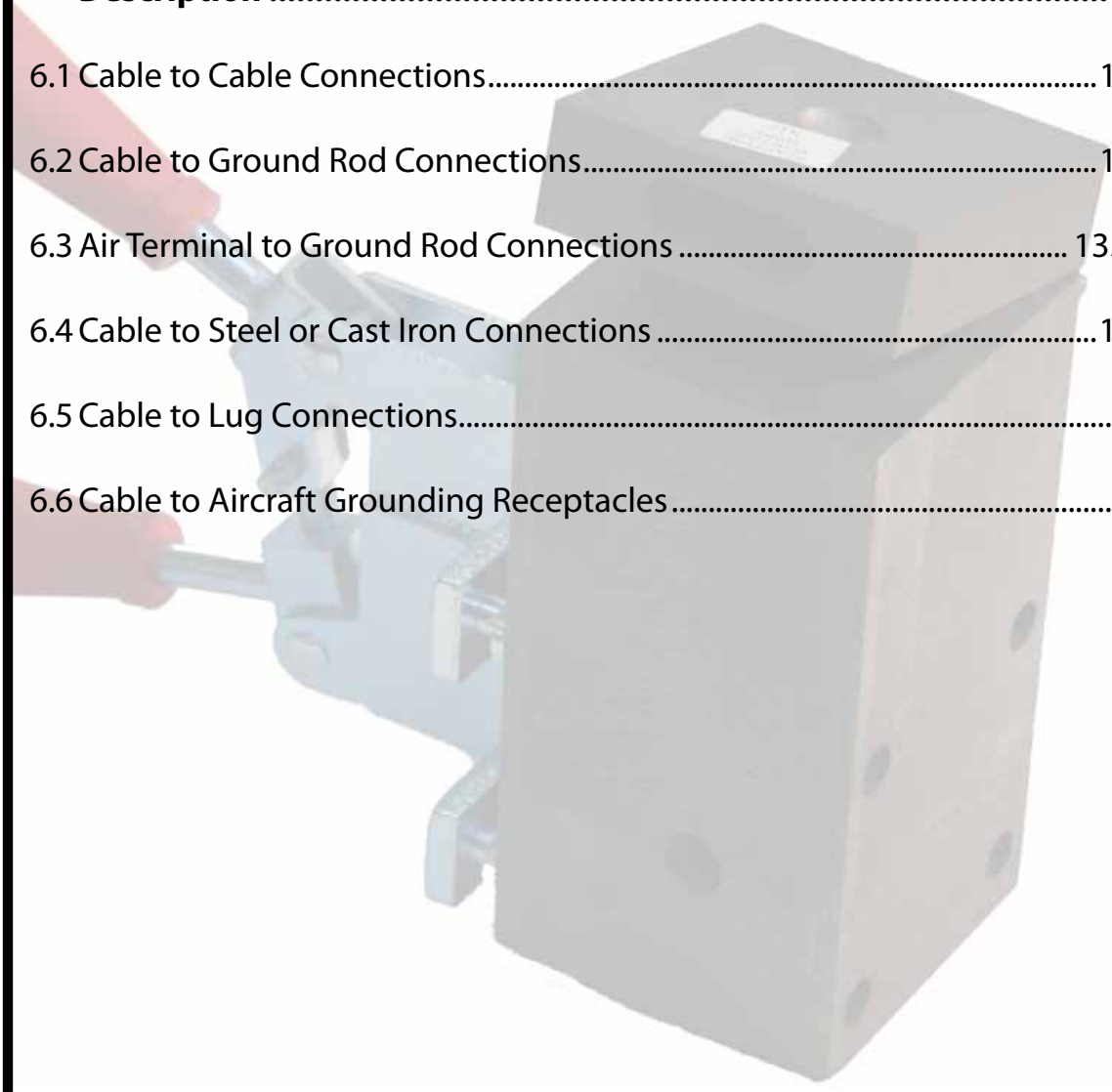

Weld Type		Page #
	AC-1	142
	AC-2	142
	CB-1	141
	CC-1	127
	CC-2	128
	CC-4	129
	CR-1	130
	CR-2	131

Weld Type		Page #
	CR-3	132
	CR-7-AT	135
	CR-18	133
	CR-36	134
	CS-1	135
	CS-2	136
	CS-3	137
	CS-4	140

Weld Type		Page #
	CS-4-AT	140
	CS-6	139
	CS-7	141
	CS-8	136
	CS-9	137
	CS-18	138
	CS-27	139

Use the chart below to determine the cable code. Then select the weld connection type needed and then find the corresponding cable code to acquire the mold number, price key and cartridge size.

CABLE CODE	THOMPSON	ROBBINS	INDEPENDENT	AC	EAST COAST	HEARY	HARGER®	PREFERRED	ERICO®
A	14	11A, 10	22	C-150	C14	HB6C	14	C61, C63	
B	509	11		C-152		HB4C	10	C62	
C	29X, 32	1	32S	C-122, C-122L	C29, C32	HB29-17C, HB32-17C	29, 30, 32, 33	C50, C50T, C51, C52, C52T, C53, C56-19	LPC120, LPC121, LPC122, LPC120L, LPC122L
D	32S, 505, 28R	601, 603	20, 500	C-125, C-126, C-128	C385	HB24-14C, HB28-14C	25, 35, 28	C54, C55, C58	LPC125, LPC126, LPC126L, LPC128
E		604	40, G1						
F	36S, 506	602	36S	C-123, C-127		HB36-17C, BH28B-13C	20, 36	C56R	LPC123, LPC127
G			501,21, 44S, 40S	C-124		HB40-17C	40		LPC124
H			502						
J			501B						
K	507		G3				38		
L			502A						
Q		605*		C-137*	C4/0-19*	HB122-4/0*	54*, 64*	C59-19*, C59-37*	LPC137*

* = 4/0 CONCENTRIC CABLE

CC-1
TYPE MOLDS
Horizontal End to End
For Lightning Protection Conductors

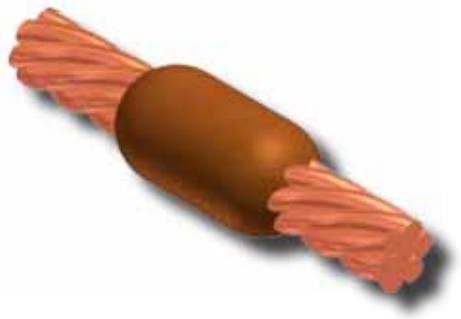

MOLDS FOR LIGHTNING PROTECTION CONDUCTORS					
Cable Code	Mold #	Price Key	Weld Metal	Handle Clamps	Lead Time
A	M-5002	4	25	B-106	2
B	M-5006	4	45	B-106	4
C	M-5032	4	65	B-106	2
D	M-5012	4	90	B-106	2
E	M-5013	4	90	B-106	2
F	M-5016	4	90	B-106	2
G	M-5005	4	115	B-106	2
H	M-2176	4	115	B-106	4
J	M-2178	4	115	B-106	4
K	M-2180	4	115	B-106	2
L	M-2182	4	150	B-106	4
Q	M-5077	4	90	B-106	SDS

- **For sizes not listed, contact thermOweld®.**
- For heavy duty connections , contact thermOweld®.
- For molds with wear plates, see page 93.
- For expedited service, contact thermOweld®.
- To order weld metal for use with EZ Lite Remote® insert TW before and EZ after weld metal number.
- Required Tools;
  Handle Clamps w/ Flint Ignitor (see chart for correct handles)
  38-0309-00 ~ Flint Ignitor or 38-EZLT-RU EZ Lite Remote®
- Other recommended accessories;
  38-3922-00 ~ Mold Cleaning Brush
  38-0135-00 ~ Cable Cleaning Brush
  38-0330-00 ~ Cable Clamp

CC-2

TYPE MOLDS

Horizontal Cable Tap to Horizontal Cable Run

For Lightning Protection Conductors

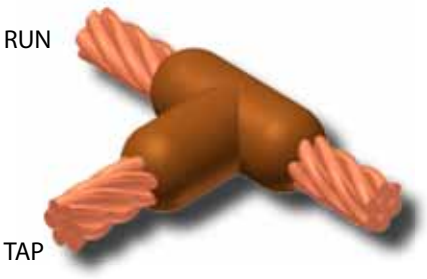

MOLDS FOR LIGHTNING PROTECTION CONDUCTORS

Cable Code		Mold #	Price Key	Weld Metal	Handle Clamps	Lead Time
Run	Tap					
A	A	M-5050	4	45	B-106	4
B	B	M-5056	4	65	B-106	4
	A	M-2183	4	45	B-106	4
C	C	M-5048	4	115	B-106	2
	B	M-2186	4	90	B-106	4
	A	M-2184	4	65	B-106	2
D	D	M-5287	4	115	B-106	2
	C	M-5040	4	90	B-106	2
	B	M-2185	4	90	B-106	4
	A	M-5288	4	65	B-106	2
E	E	M-5023	4	150	B-106	2
	D	M-5284	4	150	B-106	2
	C	M-2187	4	115	B-106	2
	B	M-2192	4	90	B-106	4
	A	M-5286	4	90	B-106	4
F	F	M-2193	4	150	B-106	2
	E	M-5014	4	150	B-106	2
	D	M-5015	4	115	B-106	2
	C	M-2194	4	115	B-106	2
	B	M-5019	4	90	B-106	2
	A	M-5017	4	90	B-106	2
	Q	M-5018	4	150	B-106	4
G	G	M-2195	4	150	B-106	2
	F	M-2197	4	150	B-106	4
	E	M-2222	4	150	B-106	4
	D	M-2223	4	115	B-106	4
	C	M-2224	4	115	B-106	4
	B	M-2225	4	90	B-106	4
	A	M-2226	4	90	B-106	4
	Q	M-2227	4	150	B-106	4
H	H	M-2228	4	150	B-106	4
	G	M-2229	4	150	B-106	4
	F	M-2230	4	150	B-106	4
	E	M-2231	4	150	B-106	4
	D	M-2232	4	115	B-106	4
	C	M-2233	4	115	B-106	4
	B	M-2234	4	90	B-106	4
	A	M-2843	4	90	B-106	4
	Q	M-2236	4	150	B-106	4
J	J	M-2237	4	200	B-106	4
	H	M-2238	4	150	B-106	4
	G	M-2239	4	150	B-106	4
	F	M-2240	4	150	B-106	4
	E	M-2241	4	150	B-106	4
	D	M-2242	4	150	B-106	4
	C	M-2243	4	115	B-106	4
	B	M-2244	4	90	B-106	4
	A	M-2245	4	90	B-106	4
	Q	M-2246	4	150	B-106	4

MOLDS FOR LIGHTNING PROTECTION CONDUCTORS

Cable Code		Mold #	Price Key	Weld Metal	Handle Clamps	Lead Time
Run	Tap					
K	K	M-2247	4	200	B-106	2
	J	M-2248	4	200	B-106	4
	H	M-2249	4	200	B-106	4
	G	M-2250	4	150	B-106	2
	F	M-2251	4	150	B-106	4
	E	M-2252	4	150	B-106	2
	D	M-2253	4	150	B-106	2
	C	M-2254	4	150	B-106	2
	B	M-2255	4	115	B-106	4
	A	M-2256	4	115	B-106	4
	Q	M-2257	4	150	B-106	4
L	L	M-2258	4	250	B-106	4
	K	M-2259	4	200	B-106	4
	J	M-2260	4	200	B-106	4
	H	M-2261	4	200	B-106	4
	G	M-2262	4	200	B-106	4
	F	M-2263	4	200	B-106	4
	E	M-2264	4	150	B-106	2
	D	M-2265	4	150	B-106	4
	C	M-2266	4	150	B-106	4
	B	M-2267	4	115	B-106	4
	A	M-2268	4	115	B-106	4
	Q	M-2269	4	200	B-106	4
Q	Q	M-5283	4	150	B-106	2
	F	M-5033	4	150	B-106	2
	E	M-5035	4	150	B-106	2
	D	M-5036	4	115	B-106	2
	C	M-5020	4	115	B-106	2
	B	M-2270	4	90	B-106	4
	A	M-5037	4	90	B-106	2

- **For sizes not listed, contact thermOweld®.**
- For heavy duty connections, contact thermOweld®.
- For molds with wear plates, see page 93.
- For expedited service, contact thermOweld®.
- To order weld metal for use with EZ Lite Remote® insert TW before and EZ after weld metal number.
- Required Tools;
  Handle Clamps w/ Flint Ignitor (see chart for correct handles)
  38-0309-00 ~ Flint Ignitor or 38-EZLT-RU EZ Lite Remote®
- Other recommended accessories;
  40-0319-01 ~ Mold Cleaner for cartridge sizes #15-#65
  40-0319-03 ~ Mold Cleaner for cartridge sizes #90-#500
  38-3922-00 ~ Mold Cleaning Brush
  38-0135-00 ~ Cable Cleaning Brush
  38-0330-00 ~ Cable Clamp

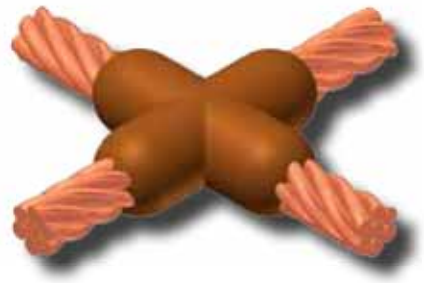

CC-4

TYPE MOLDS

Horizontal to Horizontal Cable Cross

For Lightning Protection Conductors

Tap cable is cut

MOLDS FOR LIGHTNING PROTECTION CONDUCTORS

Cable Code		Mold #	Price Key	Weld Metal	Handle Clamps	Lead Time
Run	Tap					
A	A	M-2271	4	65	B-106	4
B	B	M-2272	4	90	B-106	4
	A	M-2273	4	65	B-106	4
C	C	M-2274	4	150	B-106	2
	B	M-2275	4	115	B-106	4
	A	M-2276	4	90	B-106	4
D	D	M-5231	4	150	B-106	2
	C	M-2277	4	150	B-106	2
	B	M-2278	4	115	B-106	4
	A	M-2279	4	90	B-106	4
E	E	M-2280	4	200	B-106	2
	D	M-2281	4	200	B-106	4
	C	M-2282	4	150	B-106	4
	B	M-2283	4	115	B-106	4
	A	M-2284	4	115	B-106	4
F	F	M-5232	4	200	B-106	2
	E	M-2285	4	200	B-106	4
	D	M-2286	4	150	B-106	4
	C	M-2287	4	150	B-106	4
	B	M-2288	4	115	B-106	4
	A	M-2289	4	115	B-106	4
	Q	M-2290	4	200	B-106	4
G	G	M-2291	4	200	B-106	2
	F	M-2292	4	200	B-106	4
	E	M-2293	4	200	B-106	4
	D	M-2294	4	150	B-106	4
	C	M-2295	4	150	B-106	4
	B	M-2296	4	115	B-106	4
	A	M-2297	4	115	B-106	4
	Q	M-2298	4	200	B-106	4
H	H	M-2299	4	200	B-106	4
	G	M-2300	4	200	B-106	4
	F	M-2301	4	200	B-106	4
	E	M-2302	4	200	B-106	4
	D	M-2303	4	150	B-106	4
	C	M-2304	4	150	B-106	4
	B	M-2305	4	115	B-106	4
	A	M-2306	4	115	B-106	4
	Q	M-2307	4	200	B-106	4
J	J	M-2308	4	250	B-106	4
	H	M-2309	4	200	B-106	4
	G	M-2310	4	200	B-106	4
	F	M-2311	4	200	B-106	4
	E	M-2312	4	200	B-106	4
	D	M-2313	4	200	B-106	4
	C	M-2314	4	150	B-106	4
	B	M-2315	4	115	B-106	4
	A	M-2316	4	115	B-106	4
	Q	M-2317	4	200	B-106	4

MOLDS FOR LIGHTNING PROTECTION CONDUCTORS

Cable Code		Mold #	Price Key	Weld Metal	Handle Clamps	Lead Time
Run	Tap					
K	K	M-2318	4	250	B-106	2
	J	M-2319	4	250	B-106	4
	H	M-2855	4	250	B-106	4
	G	M-2321	4	200	B-106	4
	F	M-2322	4	200	B-106	4
	E	M-2323	4	200	B-106	4
	D	M-2324	4	200	B-106	4
	C	M-2325	4	200	B-106	4
	B	M-2326	4	150	B-106	4
	A	M-2327	4	150	B-106	4
	Q	M-2328	4	200	B-106	4
L	L	M-2329	5	2-150	B-107	4
	K	M-2330	4	250	B-106	4
	J	M-2331	4	250	B-106	4
	H	M-2332	4	250	B-106	4
	G	M-2333	4	250	B-106	4
	F	M-2334	4	250	B-106	4
	E	M-2335	4	200	B-106	4
	D	M-2336	4	200	B-106	4
	C	M-2337	4	200	B-106	4
	B	M-2338	4	150	B-106	4
	A	M-2339	4	150	B-106	4
	Q	M-2340	4	250	B-106	4
Q	Q	M-5201	4	200	B-106	2
	F	M-2341	4	200	B-106	4
	E	M-2342	4	200	B-106	4
	D	M-2343	4	150	B-106	2
	C	M-2344	4	150	B-106	2
	B	M-2345	4	115	B-106	4
	A	M-2346	4	115	B-106	4

- **For sizes not listed, contact thermOweld®.**
- For heavy duty connections, contact thermOweld®.
- For expedited service, contact thermOweld®.
- To order weld metal for use with EZ Lite Remote® insert TW before and EZ after weld metal number.
- Required Tools;
  Handle Clamps w/ Flint Ignitor (see chart for correct handles)
  38-0309-00 ~ Flint Ignitor or 38-EZLT-RU EZ Lite Remote®
- Other recommended accessories;
  40-0319-01 ~ Mold Cleaner for cartridge sizes #15-#65
  40-0319-03 ~ Mold Cleaner for cartridge sizes #90-#500
  38-3922-00 ~ Mold Cleaning Brush
  38-0135-00 ~ Cable Cleaning Brush
  38-0330-00 ~ Cable Clamp

CR-1

TYPE MOLDS

Horizontal Cable Terminal to Ground Rod

For Lightning Protection Conductors

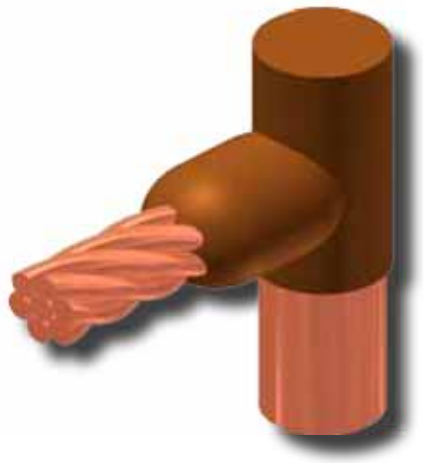

MOLDS FOR LIGHTNING PROTECTION CONDUCTORS						
Ground Rod Size	Cable Code	Mold #	Price Key	Weld Metal	Handle Clamps	Lead Time
1/2″	A	M-5060	4	90	B-106	4
	B	M-2347	4	90	B-106	4
	C	M-5064	4	90	B-106	4
	D	M-5061	4	115	B-106	4
	E	M-5062	4	115	B-106	2
	F	M-5063	4	115	B-106	4
	G	M-2348	4	115	B-106	4
	H	M-2349	4	115	B-106	4
	J	M-2350	4	115	B-106	4
	K	M-2351	4	115	B-106	4
	L	M-2352	4	150	B-106	4
	Q	M-5022	4	90	B-106	2
5/8″	A	M-5066	4	90	B-106	2
	B	M-2353	4	90	B-106	4
	C	M-5073	4	115	B-106	2
	D	M-5069	4	115	B-106	2
	E	M-5070	4	115	B-106	2
	F	M-5071	4	115	B-106	2
	G	M-2354	4	115	B-106	2
	H	M-2355	4	115	B-106	4
	J	M-2356	4	115	B-106	4
	K	M-2357	4	115	B-106	2
	L	M-2358	4	150	B-106	4
	Q	M-5038	4	90	B-106	
3/4″	A	M-5079	4	90	B-106	4
	B	M-5086	4	90	B-106	4
	C	M-5085	4	115	B-106	2
	D	M-5081	4	115	B-106	2
	E	M-5083	4	115	B-106	2
	F	M-5084	4	115	B-106	2
	G	M-2359	4	115	B-106	2
	H	M-2360	4	115	B-106	4
	J	M-2361	4	115	B-106	2
	K	M-2362	4	115	B-106	2
	L	M-2363	4	150	B-106	4
	Q	M-5039	4	90	B-106	
1″	A	M-2364	4	150	B-106	4
	B	M-2365	4	150	B-106	4
	C	M-2366	4	150	B-106	4
	D	M-2367	4	150	B-106	2
	E	M-5089	4	150	B-106	4
	F	M-2368	4	200	B-106	4
	G	M-2369	4	200	B-106	4
	H	M-2370	4	200	B-106	4
	J	M-2371	4	200	B-106	4
	K	M-2372	4	200	B-106	4
	L	M-2373	4	250	B-106	4
	Q	M-5041	4	150	B-106	2

NOTES

1. Molds listed are for copper clad steel ground rods: ½″ rods are 0.475″ diameter, 5/8″ rods are 0.563″ diameter, ¾″ rods are 0.682″ diameter, and 1″ rods are 0.914″ diameter.
2. Molds are available for galvanized steel, stainless steel, and solid copper rods that are sold by actual diameter. The suffix "-N" is added to the mold number, i.e. M-XXX-N is for full sized rods.
3. Molds are available for sectional/threaded copper clad steel ground rods. The suffix "-T" is added to the mold number, i.e. M-XXX-T is for a sectional/threaded ground rod.

- **For sizes not listed, contact thermOweld®.**
- Molds listed are for copper clad ground rods. For welding to steel, stainless steel or galvanized steel ground rods add suffix "-N" to mold number.
- For heavy duty connections, contact thermOweld®.
- For molds with wear plates, see page 93.
- For expedited service, contact thermOweld®.
- To order weld metal for use with EZ Lite Remote® insert TW before and EZ after weld metal number.
- Required Tools;
  Handle Clamps w/ Flint Ignitor (see chart for correct handles)
  38-0309-00 ~ Flint Ignitor or 38-EZLT-RU EZ Lite Remote®
- Other recommended accessories;
  38-3922-00 ~ Mold Cleaning Brush
  38-0135-00 ~ Cable Cleaning Brush
  38-0304-00 ~ File
  38-0330-00 ~ Cable Clamp

CR-2
TYPE MOLDS
Horizontal Cable to Ground Rod
For Lightning Protection Conductors

MOLDS FOR LIGHTNING PROTECTION CONDUCTORS						
Ground Rod Size	Cable Code	Mold #	Price Key	Weld Metal	Handle Clamps	Lead Time
1/2"	A	M-5090	4	90	B-106	4
	B	M-2374	4	90	B-106	4
	C	M-2375	4	115	B-106	2
	D	M-5091	4	115	B-106	2
	E	M-5092	4	115	B-106	4
	F	M-5093	4	115	B-106	4
	G	M-2376	4	150	B-106	4
	H	M-2377	4	150	B-106	4
	J	M-2378	4	150	B-106	4
	K	M-2379	4	150	B-106	4
	L	M-2380	4	200	B-106	4
	Q	M-5088	4	115	B-106	2
5/8"	A	M-5094	4	90	B-106	4
	B	M-2381	4	115	B-106	4
	C	M-5099	4	150	B-106	2
	D	M-5095	4	150	B-106	2
	E	M-5097	4	150	B-106	2
	F	M-5098	4	150	B-106	2
	G	M-2382	4	200	B-106	2
	H	M-2383	4	200	B-106	4
	J	M-2384	4	200	B-106	4
	K	M-2385	4	200	B-106	2
	L	M-2386	4	250	B-106	4
	Q	M-5051	4	115	B-106	2
3/4"	A	M-5100	4	90	B-106	2
	B	M-5106	4	115	B-106	4
	C	M-5105	4	150	B-106	2
	D	M-5102	4	150	B-106	2
	E	M-5103	4	150	B-106	2
	F	M-5104	4	150	B-106	2
	G	M-2387	4	200	B-106	2
	H	M-2388	4	200	B-106	4
	J	M-2389	4	200	B-106	4
	K	M-2390	4	200	B-106	2
	L	M-2391	4	250	B-106	4
	Q	M-5052	4	115	B-106	SDS
1"	A	M-2392	4	150	B-106	4
	B	M-2393	4	150	B-106	4
	C	M-2394	4	150	B-106	4
	D	M-2395	4	200	B-106	4
	E	M-2396	4	200	B-106	4
	F	M-2397	4	250	B-106	4
	G	M-2398	4	250	B-106	4
	H	M-2399	4	250	B-106	4
	J	M-2400	4	250	B-106	4
	K	M-2401	4	250	B-106	4
	L	M-2402	4	2-150	B-106	4
	Q	M-5055	4	150	B-106	2



NOTES

1. Molds listed are for copper clad steel ground rods: ½" rods are 0.475" diameter, 5/8" rods are 0.563" diameter, ¾" rods are 0.682" diameter, and 1" rods are 0.914" diameter.
2. Molds are available for galvanized steel, stainless steel, and solid copper rods that are sold by actual diameter. The suffix "-N" is added to the mold number, i.e. M-XXX-N is for full sized rods.
3. Molds are available for sectional/threaded copper clad steel ground rods. The suffix "-T" is added to the mold number, i.e. M-XXX-T is for a sectional/threaded ground rod.

- **For sizes not listed, contact thermOweld®.**
- Molds listed are for copper clad ground rods. For welding to steel, stainless steel or galvanized steel ground rods add suffix "-N" to mold number.
- For heavy duty connections, contact thermOweld®.
- To order weld metal for use with EZ Lite Remote® insert TW before and EZ after weld metal number.
- For molds with wear plates, see page 93.
- For expedited service, contact thermOweld®.
- Required Tools;
  Handle Clamps w/ Flint Ignitor (see chart for correct handles)
  38-0309-00 ~ Flint Ignitor or 38-EZLT-RU EZ Lite Remote®
- Other recommended accessories;
  38-3922-00 ~ Mold Cleaning Brush
  38-0135-00 ~ Cable Cleaning Brush
  38-0304-00 ~ File
  38-0330-00 ~ Cable Clamp

CR-3

TYPE MOLDS

Horizontal Thru Cable to Ground Rod

For Lightning Protection Conductors



MOLDS FOR LIGHTNING PROTECTION CONDUCTORS						
Ground Rod Size	Cable Code	Mold #	Price Key	Weld Metal	Handle Clamps	Lead Time
1/2"	A	M-5107	24	90	B-106	4
	B	M-2403	24	115	B-106	2
	C	M-5111	24	150	B-106	4
	D	M-5108	24	150	B-106	4
	E	M-5109	24	150	B-106	4
	F	M-5110	24	150	B-106	4
	G	M-2404	24	200	B-106	4
	H	M-2405	24	200	B-106	4
	J	M-2406	24	200	B-106	4
	K	M-2407	24	200	B-106	4
	L	M-2408	24	250	B-106	4
	Q	M-5057	24	150	B-106	2
5/8"	A	M-5114	24	90	B-106	4
	B	M-2409	24	115	B-106	4
	C	M-5118	24	150	B-106	2
	D	M-5115	24	150	B-106	2
	E	M-5116	24	150	B-106	2
	F	M-5117	24	150	B-106	4
	G	M-2410	24	200	B-106	4
	H	M-2411	24	200	B-106	4
	J	M-2412	24	200	B-106	4
	K	M-2413	24	200	B-106	2
	L	M-2414	24	250	B-106	4
	Q	M-5058	24	150	B-106	
3/4"	A	M-5119	24	90	B-106	2
	B	M-5125	24	115	B-106	4
	C	M-5124	24	150	B-106	2
	D	M-5120	24	150	B-106	2
	E	M-5121	24	150	B-106	2
	F	M-5123	24	150	B-106	2
	G	M-2415	24	200	B-106	2
	H	M-2416	24	200	B-106	4
	J	M-2417	24	200	B-106	4
	K	M-2418	24	200	B-106	2
	L	M-2419	24	250	B-106	4
	Q	M-2420	24	150	B-106	
1"	A	M-2421	24	90	B-106	4
	B	M-2422	24	115	B-106	4
	C	M-2423	24	150	B-106	4
	D	M-2424	24	150	B-106	4
	E	M-2174	24	150	B-106	4
	F	M-2425	24	150	B-106	2
	G	M-2426	24	200	B-106	2
	H	M-5122	24	200	B-106	4
	J	M-2132	24	200	B-106	4
	K	M-2427	24	200	B-106	4
	L	M-2428	24	250	B-106	4
	Q	M-2429	24	150	B-106	2

NOTES

1. Molds listed are for copper clad steel ground rods: ½" rods are 0.475" diameter, 5/8" rods are 0.563" diameter, ¾" rods are 0.682" diameter, and 1" rods are 0.914" diameter.
2. Molds are available for galvanized steel, stainless steel, and solid copper rods that are sold by actual diameter. The suffix "-N" is added to the mold number, i.e. M-XXX-N is for full sized rods.
3. Molds are available for sectional/threaded copper clad steel ground rods. The suffix "-T" is added to the mold number, i.e. M-XXX-T is for a sectional/threaded ground rod.

- **For sizes not listed, contact thermOweld®.**
- Molds listed are for copper clad ground rods. For welding to steel, stainless steel or galvanized steel ground rods add suffix "-N" to mold number.
- For heavy duty connections, contact thermOweld®.
- For molds with wear plates, see page 93.
- For expedited service, contact thermOweld®.
- To order weld metal for use with EZ Lite Remote® insert TW before and EZ after weld metal number.
- Required Tools;
  Handle Clamps w/ Flint Ignitor (see chart for correct handles)
  38-0309-00 ~ Flint Ignitor or 38-EZLT-RU EZ Lite Remote®
- Other recommended accessories;
  38-3922-00 ~ Mold Cleaning Brush
  38-0135-00 ~ Cable Cleaning Brush
  38-0304-00 ~ File
  38-0330-00 ~ Cable Clamp

CR-18

TYPE MOLDS

Vertical Cable Up to Ground Rod

For Lightning Protection Conductors

MOLDS FOR LIGHTNING PROTECTION CONDUCTORS						
Ground Rod Size	Cable Code	Mold #	Price Key	Weld Metal	Handle Clamps	Lead Time
1/2″	A	M-10570	17	90	B-106	4
	B	M-10571	17	90	B-106	4
	C	M-10572	17	115	B-106	4
	D	M-10573	17	150	B-106	4
	E	M-10574	17	150	B-106	4
	F	M-10575	17	150	B-106	4
	G	M-10576	17	150	B-106	4
	H	M-10577	17	150	B-106	4
	J	M-10578	17	200	B-106	4
	K	M-10579	17	200	B-106	4
	L	M-10580	17	250	B-106	4
	Q	M-10581	17	150	B-106	4
5/8″	A	M-10582	17	90	B-106	4
	B	M-10583	17	90	B-106	4
	C	M-5177	17	115	B-106	2
	D	M-8472	17	150	B-106	2
	E	M-10584	17	150	B-106	4
	F	M-10585	17	150	B-106	4
	G	M-10586	17	150	B-106	4
	H	M-10587	17	150	B-106	4
	J	M-10588	17	200	B-106	4
	K	M-10589	17	200	B-106	4
	L	M-10590	17	250	B-106	4
	Q	M-10591	17	150	B-106	4
3/4″	A	M-10592	17	115	B-106	4
	B	M-10593	17	115	B-106	4
	C	M-8177	17	150	B-106	2
	D	M-10594	17	200	B-106	4
	E	M-5490	17	200	B-106	4
	F	M-10595	17	200	B-106	4
	G	M-10596	17	200	B-106	4
	H	M-10597	17	200	B-106	4
	J	M-10598	17	200	B-106	4
	K	M-2138	17	200	B-106	4
	L	M-10599	17	250	B-106	4
	Q	M-10600	17	150	B-106	4
1″	A	M-10601	17	150	B-106	4
	B	M-10602	17	150	B-106	4
	C	M-10603	17	200	B-106	4
	D	M-10604	17	200	B-106	4
	E	M-10605	17	200	B-106	4
	F	M-10606	17	250	B-106	4
	G	M-10607	17	250	B-106	4
	H	M-10608	17	250	B-106	4
	J	M-10609	17	250	B-106	4
	K	M-10610	17	250	B-106	4
	L	M-10611	17	2-150	B-106	4
	Q	M-10612	17	200	B-106	4

NOTES

1. Molds listed are for copper clad steel ground rods: ½″ rods are 0.475″ diameter, 5/8″ rods are 0.563″ diameter, ¾″ rods are 0.682″ diameter, and 1″ rods are 0.914″ diameter.
2. Molds are available for galvanized steel, stainless steel, and solid copper rods that are sold by actual diameter. The suffix "-N" is added to the mold number, i.e. M-XXX-N is for full sized rods.
3. Molds are available for sectional/threaded copper clad steel ground rods. The suffix "-T" is added to the mold number, i.e. M-XXX-T is for a sectional/threaded ground rod.

- **For sizes not listed, contact thermOweld®.**
- Molds listed are for copper clad ground rods. For welding to steel, stainless steel or galvanized steel ground rods add suffix "-N" to mold number.
- For heavy duty connections, contact thermOweld®.
- For expedited service, contact thermOweld®.
- To order weld metal for use with EZ Lite Remote® insert TW before and EZ after weld metal number.
- Required Tools;
  Handle Clamps w/ Flint Ignitor (see chart for correct handles)
  38-0309-00 ~ Flint Ignitor or 38-EZLT-RU EZ Lite Remote®
- Other recommended accessories;
  38-3922-00 ~ Mold Cleaning Brush
  38-0135-00 ~ Cable Cleaning Brush
  38-0304-00 ~ File
  38-0330-00 ~ Cable Clamp

CR-36

TYPE MOLDS

30° Up Cable to Ground Rod

For Lightning Protection Conductors

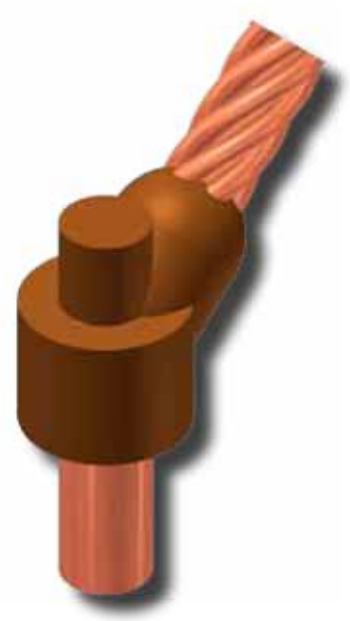

MOLDS FOR LIGHTNING PROTECTION CONDUCTORS						
Ground Rod Size	Cable Code	Mold #	Price Key	Weld Metal	Handle Clamps	Lead Time
1/2″	A	M-10613	17	90	B-106	4
	B	M-10614	17	90	B-106	4
	C	M-10615	17	115	B-106	4
	D	M-10616	17	150	B-106	4
	E	M-10617	17	150	B-106	4
	F	M-10618	17	150	B-106	4
	G	M-10619	17	150	B-106	4
	H	M-10620	17	150	B-106	4
	J	M-10621	17	200	B-106	4
	K	M-10622	17	200	B-106	4
	L	M-10623	17	250	B-106	4
	Q	M-10624	17	150	B-106	4
5/8″	A	M-10625	17	90	B-106	4
	B	M-10626	17	90	B-106	4
	C	M-10627	17	115	B-106	4
	D	M-10628	17	150	B-106	4
	E	M-10629	17	150	B-106	4
	F	M-10630	17	150	B-106	4
	G	M-10631	17	150	B-106	4
	H	M-10632	17	150	B-106	4
	J	M-10633	17	200	B-106	4
	K	M-10634	17	200	B-106	4
	L	M-10635	17	250	B-106	4
	Q	M-10636	17	150	B-106	4
3/4″	A	M-10637	17	115	B-106	4
	B	M-10638	17	115	B-106	4
	C	M-10639	17	150	B-106	4
	D	M-10640	17	200	B-106	4
	E	M-10641	17	200	B-106	4
	F	M-10642	17	200	B-106	4
	G	M-10643	17	200	B-106	4
	H	M-10644	17	200	B-106	4
	J	M-10645	17	200	B-106	4
	K	M-10646	17	200	B-106	4
	L	M-10647	17	250	B-106	4
	Q	M-10648	17	150	B-106	4
1″	A	M-10649	17	150	B-106	4
	B	M-10650	17	150	B-106	4
	C	M-10651	17	200	B-106	4
	D	M-10652	17	200	B-106	4
	E	M-10653	17	250	B-106	4
	F	M-10654	17	250	B-106	4
	G	M-10655	17	250	B-106	4
	H	M-10656	17	250	B-106	4
	J	M-10657	17	250	B-106	4
	K	M-10658	17	250	B-106	4
	L	M-10659	17	2-150	B-106	4
	Q	M-10660	17	200	B-106	4

NOTES

1. Molds listed are for copper clad steel ground rods: ½″ rods are 0.475″ diameter, 5/8″ rods are 0.563″ diameter, ¾″ rods are 0.682″ diameter, and 1″ rods are 0.914″ diameter.
2. Molds are available for galvanized steel, stainless steel, and solid copper rods that are sold by actual diameter. The suffix "-N" is added to the mold number, i.e. M-XXX-N is for full sized rods.
3. Molds are available for sectional/threaded copper clad steel ground rods. The suffix "-T" is added to the mold number, i.e. M-XXX-T is for a sectional/threaded ground rod.

- **For sizes not listed, contact thermOweld®.**
- Molds listed are for copper clad ground rods. For welding to steel, stainless steel or galvanized steel ground rods add suffix "-N" to mold number.
- For heavy duty connections, contact thermOweld®.
- For expedited service, contact thermOweld®.
- To order weld metal for use with EZ Lite Remote® insert TW before and EZ after weld metal number.
- Required Tools;
  Handle Clamps w/ Flint Ignitor (see chart for correct handles)
  38-0309-00 ~ Flint Ignitor or 38-EZLT-RU EZ Lite Remote®
- Other recommended accessories;
  38-3922-00 ~ Mold Cleaning Brush
  38-0135-00 ~ Cable Cleaning Brush
  38-0304-00 ~ File
  38-0330-00 ~ Cable Clamp

CR-7-AT

TYPE MOLDS

Vertical SS Multi Wire Air Terminal with Sleeve to SS Ground Rod

For Lightning Protection Air Terminals to manufacture Spline Balls

MOLDS FOR LIGHTNING PROTECTION CONDUCTORS						
Ground Rod Size	Stainless Steel Spline Wires	Mold #	Price Key	Weld Metal	Handle Clamps	Lead Time
1/2"	120/.062	M-5043	4	150	B-106	4
5/8"	80/.062	M-2759	4	115	B-106	4
	120/ .062	M-6849	4	150	B-106	4

Available for ground rods or nominal diameter rods. See Notes page 134.



CS-1

TYPE MOLDS

Horizontal Cable to Horizontal Steel Surface

For Lightning Protection Conductors

Note that the cable is **OFF** the surface

MOLDS FOR LIGHTNING PROTECTION CONDUCTORS					
Cable Code	Mold #	Price Key	Weld Metal	Handle Clamps	Lead Time
D	M-5134	4	115	B-106	2
E	M-5135	4	115	B-106	4
F	M-5136	4	115	B-106	4
G	M-2430	4	115	B-106	4
H	M-2431	4	115	B-106	4
J	M-2432	4	150	B-106	4
K	M-2433	4	200	B-106	4
L	M-2434	4	250	B-106	4
Q	M-5290	4	115	B-106	2

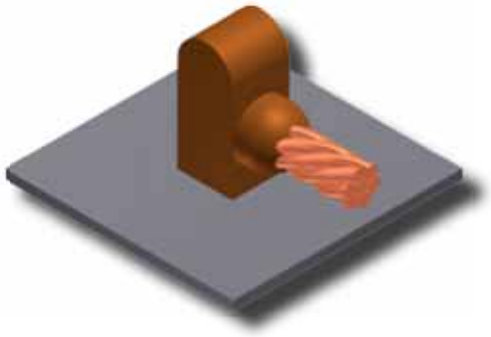

- **For sizes not listed, contact thermOweld®.**
- For heavy duty connections, contact thermOweld®.
- For molds with wear plates, see page 93.
- For expedited service, contact thermOweld®.
- To order weld metal for use with EZ Lite Remote® insert TW before and EZ after weld metal number.
- Required Tools;
  - Handle Clamps w/ Flint Ignitor (see chart for correct handles)
  - † ~ Sold complete with frame
  - 38-0309-00 ~ Flint Ignitor or 38-EZLT-RU EZ Lite Remote®
- Other recommended accessories;
  - 40-0319-01 ~ Mold Cleaner for cartridge sizes #15-#65 (Price Key 3, CS-8 Molds Only)
  - 38-3922-00 ~ Mold Cleaning Brush
  - 38-0135-00 ~ Cable Cleaning Brush
  - 38-0101-00 ~ Rasp
  - 38-4129-00 ~ Packing Material for cable code "C" & Larger Molds (CS-8 Molds Only)

CS-8

TYPE MOLDS

Horizontal Cable to Horizontal Steel Surface

For Lightning Protection Conductors

Note that the cable is **ON** the surface

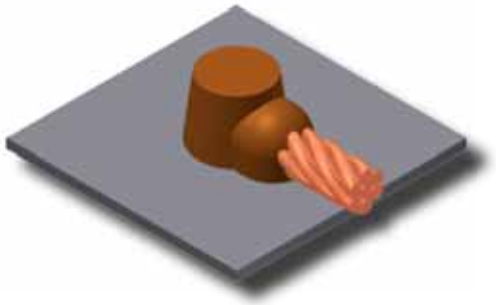

MOLDS FOR LIGHTNING PROTECTION CONDUCTORS					
Cable Code	Mold #	Price Key	Weld Metal	Handle Clamps	Lead Time
A	M-5127	3†	45	Included	4
B	M-2455	3†	65	Included	2
C	M-5133	4	90	B-106	2
D	M-5128	4	115	B-106	2
E	M-5129	4	115	B-106	4
F	M-5131	4	115	B-106	2
G	M-2456	4	115	B-106	4
H	M-2457	4	115	B-106	4
J	M-2458	4	150	B-106	4
K	M-2459	4	200	B-106	4
L	M-2460	4	250	B-106	4
Q	M-5126	4	115	B-106	2

CS-2

TYPE MOLDS

Horizontal Thru Cable to Horizontal Steel Surface

For Lightning Protection Conductors

Note that the cable is **OFF** the surface



MOLDS FOR LIGHTNING PROTECTION CONDUCTORS					
Cable Code	Mold #	Price Key	Weld Metal	Handle Clamps	Lead Time
D	M-5141	4	150	B-106	2
E	M-5142	4	150	B-106	4
F	M-5143	4	150	B-106	2
G	M-2435	4	150	B-106	4
H	M-2436	4	150	B-106	4
J	M-2437	4	200	B-106	4
K	M-2438	4	200	B-106	4
L	M-2439	4	250	B-106	4
Q	M-5137	4	150	B-106	2

- **For sizes not listed, contact thermOweld®.**
- For heavy duty connections, contact thermOweld®.
- For molds with wear plates, see page 93.
- For expedited service, contact thermOweld®.
- To order weld metal for use with EZ Lite Remote® insert TW before and EZ after weld metal number.
- Required Tools;
  Handle Clamps w/ Flint Ignitor (see chart for correct handles)
  † ~ Sold complete with frame
  38-0309-00 ~ Flint Ignitor or 38-EZLT-RU EZ Lite Remote®
- Other recommended accessories;
  40-0319-01 ~ Mold Cleaner for cartridge sizes #15-#65 (Price Key 3 Molds Only)
  38-3922-00 ~ Mold Cleaning Brush
  38-0135-00 ~ Cable Cleaning Brush
  38-0101-00 ~ Rasp
  38-4129-00 ~ Packing Material for cable code "C" & Larger Molds (CS-8 Molds Only)

CS-9
TYPE MOLDS
Horizontal Thru Cable to Horizontal Steel Surface
For Lightning Protection Conductors
Note that the cable is **ON** the surface

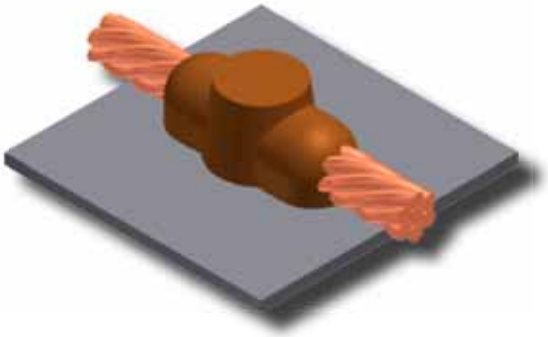

MOLDS FOR LIGHTNING PROTECTION CONDUCTORS					
Cable Code	Mold #	Price Key	Weld Metal	Handle Clamps	Lead Time
A	M-10661	3†	65	Included	4
B	M-10662	3†	65	Included	4
C	M-10663	4	90	B-106	4
D	M-10664	4	150	B-106	4
E	M-10665	4	150	B-106	4
F	M-10666	4	150	B-106	4
G	M-10667	4	150	B-106	4
H	M-10668	4	150	B-106	4
J	M-10669	4	200	B-106	4
K	M-10670	4	200	B-106	4
L	M-10671	4	250	B-106	4
Q	M-10672	4	150	B-106	4

CS-3
TYPE MOLDS
Angular Cable Drop to Vertical Steel Surface
For Lightning Protection Conductors

MOLDS FOR LIGHTNING PROTECTION CONDUCTORS					
Cable Code	Mold #	Price Key	Weld Metal	Handle Clamps	Lead Time
A	M-5145	4	65	B-106	2
B	M-5150	4	65	B-106	4
C	M-5149	4	90	B-106	2
D	M-5146	4	115	B-106	2
E	M-5147	4	115	B-106	2
F	M-5148	4	115	B-106	2
G	M-2440	4	150	B-106	2
H	M-2441	4	150	B-106	4
J	M-2442	4	150	B-106	4
K	M-2443	4	150	B-106	2
L	M-2444	4	200	B-106	4
Q	M-5138	4	115	B-106	2

- **For sizes not listed, contact thermOweld®.**
- For heavy duty connections, contact thermOweld®.
- For molds with wear plates, see page 93.
- For expedited service, contact thermOweld®.
- To order weld metal for use with EZ Lite Remote® insert TW before and EZ after weld metal number.
- Required Tools;
  Handle Clamps w/ Flint Ignitor (see chart for correct handles)
  38-0309-00 ~ Flint Ignitor or 38-EZLT-RU EZ Lite Remote®
- Other recommended accessories;
  40-0319-01 ~ Mold Cleaner for Cart. Size #15-#65 (PK-3 Molds Only)
  40-4431-00 ~ Magnetic Handle Clamp w/ B-106 Handles
  38-3922-00 ~ Mold Cleaning Brush
  38-0135-00 ~ Cable Cleaning Brush
  38-0101-00 ~ Rasp
  38-4129-00 ~ Packing Material for cable code "C" & Larger Molds (CS-9 Molds Only)

CS-18

TYPE MOLDS

Horizontal Tap Cable to Vertical Steel Surface

For Lightning Protection Conductors

Note that the cable is **ON** the surface

MOLDS FOR LIGHTNING PROTECTION CONDUCTORS					
Cable Code	Mold # †	Price Key	Weld Metal	Handle Clamps	Lead Time
A	M-5054	4	45	B-106	4
B	M-10673	4	65	B-106	4
C	M-5205	4	65	B-106	2
D	M-5202	4	90	B-106	2
E	M-5203	4	115	B-106	4
F	M-5000	4	115	B-106	2
Q	M-11926	4	115	B-106	4

† Add (RH) to mold number for right hand mold or (LH) for left hand mold. Right hand (RH) mold will be furnished if none specified. EXAMPLE: M-5054-LH



Left Hand Mold



Right Hand Mold

- **For sizes not listed, contact thermOweld®.**
- For heavy duty connections, contact thermOweld®.
- For expedited service, contact thermOweld®
- To order weld metal for use with EZ Lite Remote® insert TW before and EZ after weld metal number.
- Required Tools;
  Handle Clamps w/ Flint Ignitor (see chart for correct handles)
  38-0309-00 ~ Flint Ignitor or 38-EZLT-RU EZ Lite Remote®
- Other recommended accessories;
  40-0319-03 ~ Mold Cleaner for cartridge sizes #90-#500 (CS-6 Molds Only)
  40-4431-00 ~ Magnetic Handle Clamp w/ B-106 Handles
  38-3922-00 ~ Mold Cleaning Brush
  38-0135-00 ~ Cable Cleaning Brush
  38-0101-00 ~ Rasp
  38-4129-00 ~ Packing Material for cable code "C" & Larger Molds (CS-18 Molds Only)

CS-6
TYPE MOLDS
Horizontal Thru Cable to Vertical Steel Surface
For Lightning Protection Conductors
Note that the cable is **OFF** the surface

MOLDS FOR LIGHTNING PROTECTION CONDUCTORS					
Cable Code	Mold #	Price Key	Weld Metal	Handle Clamps	Lead Time
A	M-5171	4	90	B-106	4
B	M-5176	4	90	B-106	4
C	M-5175	4	115	B-106	2
D	M-5172	4	150	B-106	2
E	M-5173	4	150	B-106	4
F	M-5174	4	150	B-106	2
G	M-2461	4	150	B-106	4
H	M-2462	4	150	B-106	4
J	M-2463	4	200	B-106	4
K	M-2464	4	200	B-106	4
L	M-2465	4	250	B-106	4
Q	M-5179	4	150	B-106	2



- **For sizes not listed, contact thermOweld®.**
- For heavy duty connections, contact thermOweld®.
- For expedited service, contact thermOweld®.
- To order weld metal for use with EZ Lite Remote® insert TW before and EZ after weld metal number.
- Required Tools;
  Handle Clamps w/ Flint Ignitor (see chart for correct handles)
  38-0309-00 ~ Flint Ignitor or 38-EZLT-RU EZ Lite Remote®
- Other recommended accessories;
  40-0319-03 ~ Mold Cleaner for cartridge sizes #90-#500 (CS-6 Molds Only)
  40-4431-00 ~ Magnetic Handle Clamp w/ B-106 Handles
  38-3922-00 ~ Mold Cleaning Brush
  38-0135-00 ~ Cable Cleaning Brush
  38-0101-00 ~ Rasp
  38-4129-00 ~ Packing Material for cable code "C" & Larger Molds (CS-18 Molds Only)

CS-27
TYPE MOLDS
Horizontal Thru Cable to Vertical Steel Surface
For Lightning Protection Conductors
Note that the cable is **ON** the surface

MOLDS FOR LIGHTNING PROTECTION CONDUCTORS					
Cable Code	Mold #	Price Key	Weld Metal	Handle Clamps	Lead Time
A	M-5162	4	65	B-106	4
B	M-5169	4	90	B-106	4
C	M-5168	4	115	B-106	2
D	M-5163	4	150	B-106	2
E	M-5165	4	150	B-106	4
F	M-5167	4	150	B-106	2
G	M-2856	4	150	B-106	4
H	M-2451	4	150	B-106	4
J	M-2452	4	200	B-106	4
K	M-2453	4	200	B-106	4
L	M-2454	4	250	B-106	4
Q	M-5152	4	150	B-106	2



CS-4

TYPE MOLDS

Vertical Thru Cable to Vertical Steel Surface

For Lightning Protection Conductors

Note that the cable is **OFF** the surface

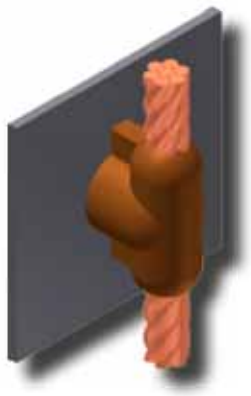

MOLDS FOR LIGHTNING PROTECTION CONDUCTORS					
Cable Code	Mold #	Price Key	Weld Metal	Handle Clamps	Lead Time
A	M-5153	4	90	B-106	4
B	M-5160	4	115	B-106	4
C	M-5159	17	200	B-106	2
D	M-5154	17	250	B-106	2
E	M-5156	17	2-150	B-106	2
F	M-5158	17	2-150	B-106	2
G	M-2445	17	2-150	B-106	4
H	M-2446	17	2-150	B-106	4
J	M-2447	6	2-200	B-106	4
K	M-2448	6	2-200	B-106	2
L	M-2449	6	500	B-106	4
Q	M-5144	17	250	B-106	2

CS-4-AT

TYPE MOLDS

Vertical SS Multi Wire Air Terminal with Sleeve to SS Ground Rod

For Lightning Protection Air Terminals

to manufacture Spline Balls



MOLDS FOR LIGHTNING PROTECTION CONDUCTORS					
Ground Rod Size	Mold #	Price Key	Weld Metal	Handle Clamps	Lead Time
5/8"	M-11309	6	2-150	B-106	4
	M-11393	17	250	B-106	4
	M-11394	6	2-200	B-106	4

Available for ground rods or nominal diameter rods.

NOTES

1. .475" actual diameter. For full 1/2" (.500) ground rod and roll-threaded rod, add suffix "-N" to mold number, i.e. M-10616-N is full 1/2" diameter ground rod or roll-threaded rod to "D" cable.
2. .563" actual diameter. For full 5/8" (.625) ground rod and roll-threaded rod, add suffix "-N" to mold number, i.e. M-10628-N is full 5/8" diameter ground rod or roll-threaded rod to "D" cable.
3. .682" actual diameter. For full 3/4" (.750) ground rod and roll-threaded rod, add suffix "-N" to mold number, i.e. M-10640-N is full 3/4" diameter ground rod or roll-threaded rod to "D" cable.
4. .914" actual diameter. For full 1" (1.00) ground rod and roll-threaded rod, add suffix "-N" to mold number, i.e. M-10652-N is full 1" diameter ground rod or roll-threaded rod to "D" cable.

- **For sizes not listed, contact thermOweld®.**
- For heavy duty connections, contact thermOweld®.
- For molds with wear plates, see page 93.
- For expedited service, contact thermOweld®.
- To order weld metal for use with EZ Lite Remote® insert TW before and EZ after weld metal number.
- Required Tools;
  Handle Clamps w/ Flint Ignitor (see chart for correct handles)
  38-0309-00 ~ Flint Ignitor or 38-EZLT-RU EZ Lite Remote®
- Other recommended accessories;
  40-4431-00 ~ Magnetic Handle Clamp w/ B-106 Handles
  38-3922-00 ~ Mold Cleaning Brush
  38-0135-00 ~ Cable Cleaning Brush
  38-0101-00 ~ Rasp

CS-7

TYPE MOLDS

Overhead Vertical Tap Cable to Vertical Steel Surface

For Lightning Protection Conductors

Note that the cable is **ON** the surface

MOLDS FOR LIGHTNING PROTECTION CONDUCTORS					
Cable Code	Mold #	Price Key	Weld Metal	Handle Clamps	Lead Time
A	M-5180	4	90	B-106	4
B	M-5200	4	90	B-106	4
C	M-5185	4	115	B-106	2
D	M-5181	17	150	B-106	2
E	M-5182	17	150	B-106	4
F	M-5184	17	150	B-106	2
G	M-2466	17	150	B-106	4
H	M-2467	17	150	B-106	4
J	M-2468	17	200	B-106	4
K	M-2469	17	200	B-106	4
L	M-2470	17	250	B-106	4
Q	M-5161	17	150	B-106	2

CB-1

TYPE MOLDS

Horizontal Cable Tap to Horizontal Lug or Bus

For Lightning Protection Conductors

See pages 63-64 for Lug part numbers.

MOLDS FOR LIGHTNING PROTECTION CONDUCTORS						
Cable Size	Lug Size	Mold #	Price Key	Weld Metal	Handle Clamps	Lead Time
A	1/8" X 1"	M-2471	4	65	B-106	2
B		M-2472	4	65	B-106	4
C		M-2473	4	90	B-106	2
D		M-2474	4	90	B-106	2
E		M-2475	4	90	B-106	2
F		M-2521	4	90	B-106	4
G		M-5008	4	90	B-106	2
H		M-5009	4	90	B-106	4
J	3/16" X 1"	M-2201	4	115	B-106	4
K		M-5030	4	115	B-106	2
Q		M-11928	4	90	B-106	2
J	1/4" X 1"	M-5029	4	115	B-106	4
K		M-5031	4	150	B-106	2
L		M-5034	4	150	B-106	4
Q		M-11927	4	90	B-106	2



- **For sizes not listed, contact thermOweld®.**
- For heavy duty connections , contact thermOweld®.
- For molds with wear plates, see page 93.
- For expedited service, contact thermOweld®.
- To order weld metal for use with EZ Lite Remote® insert TW before and EZ after weld metal number.
- Required Tools;
  Handle Clamps w/ Flint Ignitor (see chart for correct handles)
  38-0309-00 ~ Flint Ignitor or 38-EZLT-RU EZ Lite Remote®
- Other recommended accessories;
  38-3922-00 ~ Mold Cleaning Brush
  38-0135-00 ~ Cable Cleaning Brush

AC-1 / AC-2

TYPE MOLDS

Horizontal Cable to Aircraft Grounding Receptacle

Types AC-1 and AC-2 are made with the receptacle in an inverted position. The resulting riser is then used to position the receptacle on top of 1/2" IPS pipe. See page 102 for Aircraft Grounding Receptacle part numbers.



AC-1 AC-2

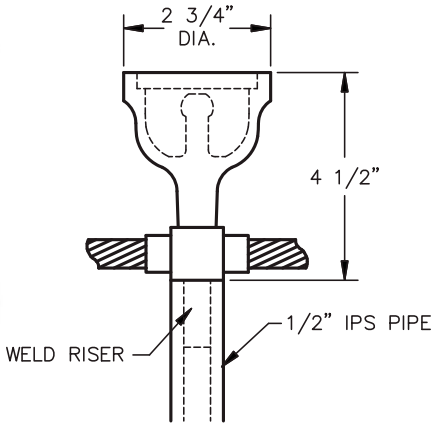

MOLDS FOR LIGHTNING PROTECTION CONDUCTORS										
AC-1					CABLE CODE	AC-2				
MOLD #	PRICE KEY	WELD METAL	HANDLE CLAMPS	LEAD TIME		MOLD #	PRICE KEY	WELD METAL	HANDLE CLAMPS	LEAD TIME
M-10674	4	115	B-106	4	A	M-10686	4	115	B-106	4
M-10675	4	115	B-106	4	B	M-10687	4	115	B-106	4
M-10676	4	150	B-106	4	C	M-10688	4	150	B-106	4
M-10677	4	150	B-106	4	D	M-10689	4	200	B-106	4
M-10678	4	150	B-106	4	E	M-10690	4	200	B-106	4
M-10679	4	150	B-106	4	F	M-10691	4	200	B-106	4
M-10680	4	150	B-106	4	G	M-10692	4	200	B-106	4
M-10681	4	150	B-106	4	H	M-10693	4	200	B-106	4
M-10682	4	200	B-106	4	J	M-10694	4	250	B-106	4
M-10683	4	250	B-106	4	K	M-10695	4	2-150	B-106	4
M-10684	4	250	B-106	4	L	M-10696	4	2-150	B-106	4
M-10685	4	150	B-106	4	Q	M-10697	4	200	B-106	4

- **For sizes not listed, contact thermOweld®.**
- For heavy duty connections, contact thermOweld®.
- For molds with wear plates, see page 93.
- For expedited service, contact thermOweld®.
- To order weld metal for use with EZ Lite Remote® insert TW before and EZ after weld metal number.
- Required Tools;
  Handle Clamps w/ Flint Ignitor (see chart for correct handles)
  38-0309-00 ~ Flint Ignitor or 38-EZLT-RU EZ Lite Remote®
- Other recommended accessories;
  38-3922-00 ~ Mold Cleaning Brush
  38-0135-00 ~ Cable Cleaning Brush

Section 7

Products for Cathodic Protection

Description ..... Page #

7.1 CP Magnetic Mold Support 146

7.2 Cable to Steel or Cast Iron Connections 147-152

7.3 Jumper Bonds 153-154

7.4 Strap Bonds 155

7.5 AC Mitigation Mats 155

7.6 Ci thermOcaps 156

7.7 Adapter Sleeves 157

7.8 Hammer Dies 157

7.9 Cable to Cable Connections 158-159

7.10 Cable to Lug Connections 159

7.11 Cable to Ground Rod Connections 160

Weld Type		Page #
	CB-1	159
	CC-1	158
	CC-2	159
	CC-6	158
	CP KIT	147
	CR-1	160
	CR-2	160
	CS-32	147
	CS-33	149
	CS-34	148
	CS-35	149

Weld Type		Page #
	CS-36	150
	CS-37	150
	CS-48	151
	CS-49	152
	Hammer Dies	157
	Jumper Bonds	153-154
	Adapter Sleeves	157
	Strap Bonds	155
	Ci thermOCap®	156
	thermOprime	156

APPLICATION NOTES:

When specifying and applying thermOweld® products for cathodic protection of buried piping systems, it is the specifier and buyer's responsibility to respect the following ASME guidelines in conjunction with ASTM, NACE and applicable country, state, municipality and local guidelines:

ASME B31.8-2000, "Gas Transmission and Distribution Piping Systems"
862.115 Para (b)1 (steel pipe) 15 grams maximum weld metal cartridge

ASME B31.8-2000, "Gas Transmission and Distribution Piping Systems"
862.223 Para (a) (ductile / cast iron pipe) 32 grams maximum weld metal cartridge

SAME DAY SERVICE

(Cathodic Protection Market)

JUST LIKE HAVING IT ON THE SHELF

MOLDS

M-100
M-101
M-102
M-104
M-106
M-156

WELD METAL

15CP
15CPS
25CI
32CI
45CI

ACCESSORIES

38-0200-00 Copper Sleeves
38-0201-00 Copper Sleeves
38-0207-00 Copper Sleeves

THERMOCAPS

38-6687-00 Ci thermOcap®
38-6687-02 Ci thermOcap® PC
38-6769-00 thermOprime



5PM CENTRAL STANDARD TIME

Call Today Ship Today!

*SDS is not a guaranteed service.

NEW

Cathodic Protection Molds with Magnetic Mold Support

New magnetic mold support is adaptable to all thermOweld® price key 3 molds.

- Designed for remote welding use with the thermOweld® EZ Lite Remote® ignition system
- Strong, 55 lb. Magnet Holds Mold in Place and Prevents Leakage
- Adjustable Height
- Works on Both Cast Iron and Steel Pipe as well as Flat Surfaces
- Available as an accessory which can be attached to any existing thermOweld® Price Key 3 mold in your stock, on your truck, or at the jobsite

Catalog #	Description
40-7202-00	Price Key 3 Mold Magnet Assembly
To order molds complete with Magnet Assembly, add suffix -M to mold number. Ex. M-100-M	



Patented

40-7202-00 ~ Price Key 3 Mold Magnet Assembly

EZ Lite Remote® Electric Ignition System for Cathodic Protection

38-EZLT-SK

CS-32

TYPE MOLDS

Cathodic Protection Horizontal Cable to Horizontal Steel Surface

For AWG Conductors

MOLDS FOR AWG CONDUCTORS						
Cable Size	Surface	Mold #	Price Key	Weld Metal	Handle Clamps	Lead Time
#6 Sol‡	Flat (4" & Larger pipe)	M-100	3	15CP	Included Optional: Magnetic Mold Support, Catalog Number 40-7202-00, See Page 146	SDS
	3/4" to 3 1/2" pipe	M-101	3	15CP		SDS
#6	Flat (4" & Larger pipe)	M-102	3	15CP		SDS
	3/4" to 3 1/2" pipe	M-103	3	15CP		2
#4 Sol	Flat (6" & Larger pipe)	M-104	3	15CP		SDS
	3/4" to 3 1/2" pipe	M-105	3	15CP		2
	4" to 5" pipe	M-130	3	15CP		2
#4	Flat (6" & Larger pipe)	M-106	3	15CP		SDS
	3/4" to 3 1/2" pipe	M-107	3	15CP		2
	4" to 5" pipe	M-108	3	15CP		2
#2 Sol	Flat (10" & Larger pipe)	M-109	3	25CP		2
	1" to 3 1/2" pipe	M-110	3	25CP		2
	4" to 8" pipe	M-111	3	25CP		2
#2	Flat (10" & Larger pipe)	M-112	3	32CP		2
	1" to 3 1/2" pipe	M-113	3	32CP		2
	4" to 8" pipe	M-114	3	32CP		2
	10" to 14" pipe	M-115	3	32CP		2
#1	Flat (16" & Larger pipe)	M-116	3	45CP		2
	1 1/2" to 3 1/2" pipe	M-117	3	45CP		2
	4" to 8" pipe	M-118	3	45CP		2
	10" to 14" pipe	M-119	3	45CP		2
1/0	Flat (20" & Larger pipe)	M-120	3	65CP		2
	2 1/2" to 3 1/2" pipe	M-121	3	65CP		2
	4" to 8" pipe	M-122	3	65CP		2
	10" to 18" pipe	M-123	3	65CP		2
2/0	Flat (20" & Larger pipe)	M-124	3	65CP		2
	2 1/2" to 3 1/2" pipe	M-125	3	65CP		2
	4" to 8" pipe	M-126	3	65CP		2
	10" to 18" pipe	M-127	3	65CP		2
‡ For Wire Size #14 to #10 Solid, 38-0200-00 Sleeve/Weld Req'd						

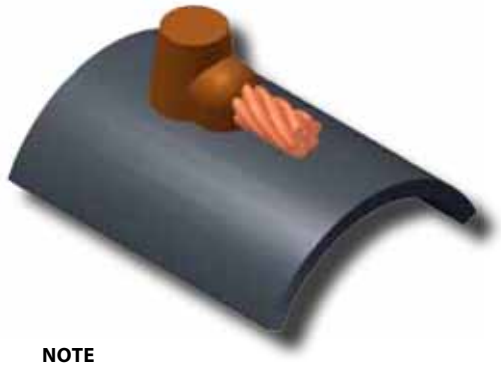

NOTE
Welding To Ductile Iron Pipe: When welding to ductile iron pipe, use weld metal and molds designated for cast iron.

- **For sizes not listed, contact thermOweld®.**
- Molds listed are for concentric stranded cable. Add suffix "-S" to mold number for solid conductors.
- For expedited service, contact thermOweld®.
- To order weld metal for use with EZ Lite Remote® insert TW before and EZ after weld metal number.
- Required Tools;
  Handle Clamps w/ Flint Ignitor (see chart for correct handles)
  † ~ Sold complete with frame If frame not required, specify MOLD NUMBER followed by suffix "-G"
  38-0309-00 ~ Flint Ignitor or 38-EZLT-RU EZ Lite Remote®
- Other recommended accessories;
  40-0319-01 ~ Mold Cleaner for cartridge sizes #15-#65
  38-3922-00 ~ Mold Cleaning Brush
  38-0135-00 ~ Cable Cleaning Brush
  38-0101-00 ~ Rasp
  38-4129-00 ~ Packing Material for 1/0 & Larger Molds

CP Kit

Each CP Kit Contains		
Flat to 4" & Larger Pipe	3/4" to 3 1/2" & Larger Pipe	Flat 4" & Larger Pipe
(1) M-100 Mold	(1) M-101 Mold	(1) M-102
(80) 15CPS Cartridges*	(80) 15CPS Cartridges*	(80) 15CPS Cartridges*
Flint Ignitor	Flint Ignitor	Flint Ignitor
Mold Cleaner	Mold Cleaner	Mold Cleaner
Part #	Part #	Part #
38-4350-00	38-4351-00	38-7280-00

* Sleeves are included in weld metal.

Specialty kits are available for other infrastructure applications and unique contractor needs. The NACE-trained staff at thermOweld® is ready to help you with your cathodic protection project.

CS-34

TYPE MOLDS

Cathodic Protection Horizontal Thru Cable to Horizontal Steel Surface

For AWG Conductors

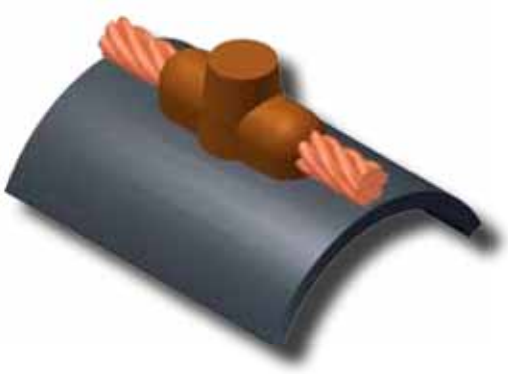

NOTE
Welding To Ductile Iron Pipe: When welding to ductile iron pipe, use weld metal and molds designated for cast iron.

MOLDS FOR AWG CONDUCTORS

Cable Size	Surface	Mold #	Price Key	Weld Metal	Handle Clamps	Lead Time
#6 Sol‡	Flat (12" & Larger pipe)	M-1955	3	25CP	Included Optional: Magnetic Mold Support, Catalog Number 40-7202-00, See Page 146	2
	3/4" to 2" pipe	M-5666	3	25CP		2
	2 1/2" to 5" pipe	M-3097	3	25CP		2
	6" to 10" pipe	M-3141	3	25CP		2
#6	Flat (12" & Larger pipe)	M-5661	3	25CP		2
	3/4" to 2" pipe	M-5662	3	25CP		4
	2 1/2" to 5" pipe	M-5663	3	25CP		2
	6" to 10" pipe	M-5664	3	25CP		2
#4 Sol	Flat (12" & Larger pipe)	M-1956	3	25CP		4
	3/4" to 2" pipe	M-1957	3	25CP		2
	2 1/2" to 5" pipe	M-1958	3	25CP		2
	6" to 10" pipe	M-1966	3	25CP		4
#4	Flat (12" & Larger pipe)	M-6000	3	25CP		2
	3/4" to 2" pipe	M-1967	3	25CP		2
	2 1/2" to 5" pipe	M-5501	3	25CP		2
	6" to 10" pipe	M-5503	3	25CP		2
#2 Sol	Flat (14" & Larger pipe)	M-5505	3	32CP		4
	2" to 3 1/2" pipe	M-5507	3	32CP		4
	4" to 8" pipe	M-5510	3	32CP		2
	10" to 16" pipe	M-5514	3	32CP		2
#2	Flat (14" & Larger pipe)	M-5518	3	45CP		2
	2" to 3 1/2" pipe	M-5986	3	45CP		2
	4" to 8" pipe	M-5605	3	45CP		2
	10" to 16" pipe	M-5988	3	45CP		4
#1	Flat (18" & Larger pipe)	M-5519	3	45CP		4
	2" to 3 1/2" pipe	M-5520	3	45CP		4
	4" to 8" pipe	M-5521	3	45CP		4
	10" to 16" pipe	M-5523	3	45CP		4
1/0	Flat (30" & Larger pipe)	M-5524	3	65CP		4
	3" to 4" pipe	M-5525	3	65CP		4
	5" to 6" pipe	M-5526	3	65CP		4
	8" to 10" pipe	M-5527	3	65CP		2
	12" to 28" pipe	M-5529	3	65CP		4
2/0	Flat (30" & Larger pipe)	M-6251	3	65CP		4
	3" to 4" pipe	M-5530	3	65CP		4
	5" to 6" pipe	M-5531	3	65CP		4
	8" to 10" pipe	M-5532	3	65CP		2
	12" to 28" pipe	M-5533	3	65CP		4

‡ For Wire Size #14 to #10 Solid, (2) 38-0200-00 Sleeves/Weld Req'd

- **For sizes not listed, contact thermOweld®.**
- Molds listed are for concentric stranded cable. Add suffix "-S" to mold number for solid conductors.
- For expedited service, contact thermOweld®.
- To order weld metal for use with EZ Lite Remote® insert TW before and EZ after weld metal number.
- Required Tools;
  Handle Clamps w/ Flint Ignitor (see chart for correct handles)
  † ~ Sold complete with frame If frame not required, specify MOLD NUMBER followed by suffix "-G"
  38-0309-00 ~ Flint Ignitor or 38-EZLT-RU EZ Lite Remote®
- Other recommended accessories;
  40-0319-01 ~ Mold Cleaner for cartridge sizes #15-#65
  38-3922-00 ~ Mold Cleaning Brush
  38-0135-00 ~ Cable Cleaning Brush
  38-0101-00 ~ Rasp
  38-4129-00 ~ Packing Material for 1/0 & Larger Molds

CS-33

TYPE MOLDS

Cathodic Protection
Horizontal Cable to
Horizontal Cast Iron Surface
For AWG Conductors

MOLDS FOR AWG CONDUCTORS						
Cable Size	Surface	Mold #	Price Key	Weld Metal	Handle Clamps	Lead Time
#6 Sol‡	Flat (30" & larger pipe)	M-156	3	25CI	Included Optional: Magnetic Mold Support, Catalog Number 40-7202-00, See Page 146	SDS
#6	Flat (30" & larger pipe)	M-157	3	25CI		2
#4 Sol	Flat (30" & larger pipe)	M-158	3	45CI		2
#4	Flat (30" & larger pipe)	M-159	3	45CI		2
#2 Sol	Flat (30" & larger pipe)	M-160	3	45CI		2
#2	Flat (30" & larger pipe)	M-161	3	45CI		2
#1	Flat (30" & larger pipe)	M-163	3	65CI		2
‡ For Wire Size #14 to #10 Solid, 38-0200-00 Sleeve/Weld Req'd						



CS-35

TYPE MOLDS

Cathodic Protection
Horizontal Thru Cable to
Horizontal Cast Iron Surface
For AWG Conductors

MOLDS FOR AWG CONDUCTORS						
Cable Size	Surface	Mold #	Price Key	Weld Metal	Handle Clamps	Lead Time
#6 Sol‡	Flat (30" & larger pipe)	M-5316	3	32CI	Included Optional: Magnetic Mold Support, Catalog Number 40-7202-00, See Page 146	4
#6	Flat (30" & larger pipe)	M-5535	3	32CI		4
#4 Sol	Flat (30" & larger pipe)	M-5536	3	45CI		4
#4	Flat (30" & larger pipe)	M-5537	3	45CI		2
#2 Sol	Flat (30" & larger pipe)	M-5538	3	45CI		4
#2	Flat (30" & larger pipe)	M-5540	3	45CI		2
#1	Flat (30" & larger pipe)	M-5542	3	65CI		4
‡ For Wire Size #14 to #10 Solid, (2) 38-0200-00 Sleeves/Weld Req'd						

Welding To Horizontal Pipe: To weld to 4" to 24" horizontal pipe, add pipe size to mold number. Example: To weld #1 str cable to 6" horizontal pipe, the mold number would be M-163-6. To weld to pipe 30" and larger, use flat surface mold.

DO NOT use Type CS-33 or CS-35 molds on Soil Pipe (ASTM A74-82). A test weld should be made on a section of the pipe being used to determine the possibility of detrimental metallurgical effects.

- **For sizes not listed, contact thermOweld®.**
- Molds listed are for concentric stranded cable. Add suffix "-S" to mold number for solid conductors.
- For expedited service, contact thermOweld®.
- To order weld metal for use with EZ Lite Remote® insert TW before and EZ after weld metal number.
- Required Tools;
  Handle Clamps w/ Flint Ignitor (see chart for correct handles)
  † ~ Sold complete with frame If frame not required, specify MOLD NUMBER followed by suffix "-G"
  38-0309-00 ~ Flint Ignitor or 38-EZLT-RU EZ Lite Remote®
- Other recommended accessories;
  40-0319-01 ~ Mold Cleaner for cartridge sizes #15-#65
  38-3922-00 ~ Mold Cleaning Brush
  38-0135-00 ~ Cable Cleaning Brush
  38-0101-00 ~ Rasp
  38-4129-00 ~ Packing Material for 1/0 & Larger Molds

CS-36

TYPE MOLDS

Cathodic Protection
Cable to Vertical Steel Surface
For AWG Conductors

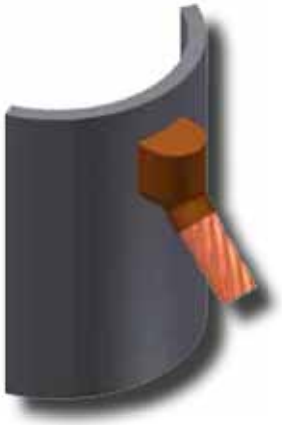

NOTE
Welding To Ductile Iron Pipe: When welding to ductile iron pipe, use weld metal and molds designated for cast iron.

MOLDS FOR AWG CONDUCTORS						
Cable Size	Surface	Mold #	Price Key	Weld Metal	Handle Clamps	Lead Time
#6 Sol‡	Flat (12" & Larger pipe)	M-142	18 †	15CP	40-4565-00	2
	3/4" to 3 1/2" pipe	M-150	18 †	15CP	40-4565-00	2
	4" to 10" pipe	M-151	18 †	15CP	40-4565-00	2
#6	Flat (12" & Larger pipe)	M-144	18 †	15CP	40-4565-00	2
	3/4" to 3 1/2" pipe	M-152	18 †	15CP	40-4565-00	2
	4" to 10" pipe	M-153	18 †	15CP	40-4565-00	2
#4 Sol	Flat (12" & Larger pipe)	M-145	18 †	25CP	40-4565-00	2
	3/4" to 1 1/2" pipe	M-186	18 †	25CP	40-4565-00	2
	2" to 4" pipe	M-187	18 †	25CP	40-4565-00	2
	5" to 10" pipe	M-188	18 †	25CP	40-4565-00	2
#4	Flat (12" & Larger pipe)	M-146	18 †	25CP	40-4565-00	2
	3/4" to 1 1/2" pipe	M-189	18 †	25CP	40-4565-00	2
	2" to 4" pipe	M-190	18 †	25CP	40-4565-00	2
	5" to 10" pipe	M-191	18 †	25CP	40-4565-00	2
#2 Sol	Flat (14" & Larger pipe)	M-147	18 †	25CP	40-4565-00	2
	1" to 1 1/2" pipe	M-192	18 †	25CP	40-4565-00	2
	2" to 4" pipe	M-193	18 †	25CP	40-4565-00	2
	5" to 12" pipe	M-194	18 †	25CP	40-4565-00	2
#2	Flat (14" & Larger pipe)	M-148	18 †	32CP	40-4565-00	2
	1" to 1 1/2" pipe	M-195	18 †	32CP	40-4565-00	2
	2" to 3" pipe	M-196	18 †	32CP	40-4565-00	2
	4" to 6" pipe	M-197	18 †	32CP	40-4565-00	2
	8" to 12" pipe	M-198	18 †	32CP	40-4565-00	2
#1	Flat (18" & Larger pipe)	M-6117	19 †	45CP	40-4565-00	4
	1 1/2" to 2 1/2" pipe	M-6118	19 †	45CP	40-4565-00	2
	3" to 4" pipe	M-6119	19 †	45CP	40-4565-00	2
	5" to 10" pipe	M-6120	19 †	45CP	40-4565-00	2
	12" to 16" pipe	M-6121	19 †	45CP	40-4565-00	2
‡ For Wire Size #14 to #10 Solid, 38-0200-00 Sleeve/Weld Req'd						

CS-37

TYPE MOLDS

Cathodic Protection
Cable to Vertical Cast Iron
For AWG Conductors

DO NOT use Type CS-37 molds on Soil Pipe (ASTM A74-82). A test weld should be made on a section of the pipe being used to determine the possibility of detrimental metallurgical effects.

MOLDS FOR AWG CONDUCTORS						
Cable Size	Surface	Mold #	Price Key	Weld Metal	Handle Clamps	Lead Time
#6 Sol‡	Flat (30" & larger pipe)	M-2594-S	18 †	25CI	40-4565-00	2
#6	Flat (30" & larger pipe)	M-2594	18 †	25CI	40-4565-00	2
#4 Sol	Flat (30" & larger pipe)	M-2595-S	18 †	32CI	40-4565-00	4
#4	Flat (30" & larger pipe)	M-2595	18 †	32CI	40-4565-00	2
#2 Sol	Flat (30" & larger pipe)	M-2596-S	19 †	45CI	40-4565-00	4
#2	Flat (30" & larger pipe)	M-2596	19 †	45CI	40-4565-00	2
#1	Flat (30" & larger pipe)	M-2597	19 †	65CI	40-4565-00	4
‡ For Wire Size #14 to #10 Solid, 38-0200-00 Sleeve/Weld Req'd						

- **For sizes not listed, contact thermOweld®.**
- Molds listed are for concentric stranded cable. Add suffix "-S" to mold number for solid conductors.
- For expedited service, contact thermOweld®.
- To order weld metal for use with EZ Lite Remote® insert TW before and EZ after weld metal number.
- Required Tools;
  Handle Clamps w/ Flint Ignitor (see chart for correct handles)
  † ~ Sold complete with handles. If not required, specify MOLD NUMBER followed by suffix "-G".
  38-0309-00 ~ Flint Ignitor or 38-EZLT-RU EZ Lite Remote®
- Other recommended accessories;
  40-0319-01 ~ Mold Cleaner for cartridge sizes #15-#65
  38-3922-00 ~ Mold Cleaning Brush
  38-0135-00 ~ Cable Cleaning Brush
  38-0101-00 ~ Rasp

Welding To Vertical Pipe (CS-37 only): To weld to 4" to 24" vertical pipe, add pipe size to mold number. Example: To weld #1 str cable to 6" vertical pipe, the mold number would be M-2597-V6. To weld to pipe 30" and larger, use flat surface mold.

CS-48

TYPE MOLDS

Cathodic Protection
Field Made Bond to Horizontal Steel Surface
For AWG Conductors

MOLDS FOR AWG CONDUCTORS

CS-48 MOLD INFORMATION FOR STEEL PIPE

Bond Size	Surface	Mold #	Price Key	Weld Metal	Copper Adapter Sleeves	Hammer Die	Handle Clamps	Lead Time
#8	4" pipe	M-11379	3†	15CP	38-0201-00	38-6019-00	Included Optional: Magnetic Mold Support, Catalog Number 40-7202-00, See Page 146	4
	6" to 8" pipe	M-11380	3†	15CP				4
	10" & Larger pipe	M-7339	3†	15CP				4
#6	4" pipe	M-7343	3†	15CP	38-0202-00	38-6020-00		4
	6" to 8" pipe	M-7344	3†	15CP				4
	10" & Larger pipe	M-7342	3†	15CP				2
#4	4" pipe	M-7346	3†	25CP	38-0204-00	38-4859-00		4
	6" to 8" pipe	M-7347	3†	25CP				2
	10" & Larger pipe	M-7345	3†	25CP				2
#2	4" pipe	M-7336	3†	25CP	38-0203-00	38-0310-00		2
	6" to 8" pipe	M-131	3†	25CP				2
	10" & Larger pipe	M-129	3†	25CP				2
#1	4" pipe	M-7349	3†	32CP	38-0209-00	38-0392-00		4
	6" to 8" pipe	M-7350	3†	32CP				4
	10" & Larger pipe	M-7348	3†	32CP				2
1/0	4" pipe	M-7337	3†	32CP	38-0205-00	38-0311-00		4
	6" to 8" pipe	M-134	3†	32CP				4
	10" & Larger pipe	M-132	3†	32CP				2
2/0	4" pipe	M-7338	3†	45CP	38-0240-00	38-0312-00		4
	6" to 8" pipe	M-137	3†	45CP				4
	10" & Larger pipe	M-135	3†	45CP				4

DO NOT use Type CS-49 molds on Soil Pipe (ASTM A74-82). A test weld should be made on a section of the pipe being used to determine the possibility of detrimental metallurgical effects.

- **For sizes not listed, contact thermOweld®.**
- Molds listed are for concentric stranded cable. Add suffix "-S" to mold number for solid conductors.
- For expedited service, contact thermOweld®.
- To order weld metal for use with EZ Lite Remote® insert TW before and EZ after weld metal number.
- Required Tools;
  Handle Clamps w/ Flint Ignitor (see chart for correct handles)
  † ~ Sold complete with frame If frame not required, specify MOLD NUMBER followed by suffix "-G"
  38-0309-00 ~ Flint Ignitor or 38-EZLT-RU EZ Lite Remote®
- Other recommended accessories;
  40-0319-01 ~ Mold Cleaner for cartridge sizes #15-#65
  38-3922-00 ~ Mold Cleaning Brush
  38-0135-00 ~ Cable Cleaning Brush
  38-0101-00 ~ Rasp
  38-4129-00 ~ Packing Material for 1/0 & Larger Molds

CS-49

TYPE MOLDS

Cathodic Protection
Field Made Bond to Cast Iron Surface
For AWG Conductors

MOLDS FOR AWG CONDUCTORS								
CS-49 MOLD INFORMATION FOR CAST IRON PIPE								
Bond Size	**Surface**	**Mold #**	**Price Key**	**Weld Metal**	**Copper Adapter Sleeves**	**Hammer Die**	**Handle Clamps**	**Lead Time**
#8	4" to 24" pipe: Replace P.S. with Pipe Size (Ex. M-7351-4 for 4" Pipe)	M-7351-P.S.	3†	25CI	38-0201-00	38-6019-00	Included Optional: Magnetic Mold Support, Catalog Number 40-7202-00, See Page 145	2
	30" & Larger pipe	M-7351	3†	25CI				2
#6	4" to 24" pipe: Replace P.S. with Pipe Size (Ex. M-7352-4 for 4" Pipe)	M-7352-P.S.	3†	25CI	38-0202-00	38-6020-00		2
	30" & Larger pipe	M-7352	3†	25CI				2
#4	4" to 24" pipe: Replace P.S. with Pipe Size (Ex. M-0154-4 for 4" Pipe)	M-154-P.S.	3†	32CI	38-0204-00	38-4859-00		2
	30" & Larger pipe	M-154	3†	32CI				2
#2	4" to 24" pipe: Replace P.S. with Pipe Size (Ex. M-0175-4 for 4" Pipe)	M-175-P.S.	3†	32CI	38-0203-00	38-0310-00		4
	30" & Larger pipe	M-175	3†	32CI				2
#1	4" to 24" pipe: Replace P.S. with Pipe Size (Ex. M-7354-4 for 4" Pipe)	M-7354-P.S.	3†	45CI	38-0209-00	38-0392-00		4
	30" & Larger pipe	M-7354	3†	45CI				4
1/0	4" to 24" pipe: Replace P.S. with Pipe Size (Ex. M-5809-4 for 4" Pipe)	M-5809-P.S.	3†	45CI	38-0205-00	38-0311-00		2
	30" & Larger pipe	M-5809	3†	45CI				2
2/0	4" to 24" pipe: Replace P.S. with Pipe Size (Ex. M-7355-4 for 4" Pipe)	M-7355-P.S.	3†	45CI	38-0240-00	38-0312-00		4
	30" & Larger pipe	M-7355	3†	45CI				4

DO NOT use Type CS-49 molds on Soil Pipe (ASTM A74-82). A test weld should be made on a section of the pipe being used to determine the possibility of detrimental metallurgical effects.

- **For sizes not listed, contact thermOweld®.**
- Molds listed are for concentric stranded cable. Add suffix "-S" to mold number for solid conductors.
- For expedited service, contact thermOweld®.
- To order weld metal for use with EZ Lite Remote® insert TW before and EZ after weld metal number.
- Required Tools;
  Handle Clamps w/ Flint Ignitor (see chart for correct handles)
  † ~ Sold complete with frame If frame not required, specify MOLD NUMBER followed by suffix "-G"
  38-0309-00 ~ Flint Ignitor or 38-EZLT-RU EZ Lite Remote®
- Other recommended accessories;
  40-0319-01 ~ Mold Cleaner for cartridge sizes #15-#65
  38-3922-00 ~ Mold Cleaning Brush
  38-0135-00 ~ Cable Cleaning Brush
  38-0101-00 ~ Rasp
  38-4129-00 ~ Packing Material for 1/0 & Larger Molds

JUMPER BONDS

Factory made jumper bonds come in multiple wire gauge, length, and end configurations; without sleeves, rounded sleeves, and formed sleeves. See page 151 and 152 for the appropriate molds for connecting jumper bonds to steel or cast iron services.

End View of Bond

Jumper Bond without Sleeve

Part Number	Description
27-6997-18	#2 AWG HMW.PE x 18" Long w/out Sleeves
27-6997-24	#2 AWG HMW.PE x 24" Long w/out Sleeves
27-6997-36	#2 AWG HMW.PE x 36" Long w/out Sleeves
27-6997-48	#2 AWG HMW.PE x 48" Long w/out Sleeves
27-6523-18	#4 AWG HMW.PE x 18" Long w/out Sleeves
27-6523-24	#4 AWG HMW.PE x 24" Long w/out Sleeves
27-6523-36	#4 AWG HMW.PE x 36" Long w/out Sleeves
27-6523-48	#4 AWG HMW.PE x 48" Long w/out Sleeves
27-6998-18	#6 AWG HMW.PE x 18" Long w/out Sleeves
27-6998-24	#6 AWG HMW.PE x 24" Long w/out Sleeves
27-6998-36	#6 AWG HMW.PE x 36" Long w/out Sleeves
27-6998-48	#6 AWG HMW.PE x 48" Long w/out Sleeves
27-6999-18	#8 AWG HMW.PE x 18" Long w/out Sleeves
27-6999-24	#8 AWG HMW.PE x 24" Long w/out Sleeves
27-6999-36	#8 AWG HMW.PE x 36" Long w/out Sleeves
27-6999-48	#8 AWG HMW.PE x 48" Long w/out Sleeves
27-7102-18	#10 AWG HMW.PE x 18" Long w/out Sleeves
27-7102-24	#10 AWG HMW.PE x 24" Long w/out Sleeves
27-7102-36	#10 AWG HMW.PE x 36" Long w/out Sleeves
27-7102-48	#10 AWG HMW.PE x 48" Long w/out Sleeves
27-7105-18	#12 AWG HMW.PE x 18" Long w/out Sleeves
27-7105-24	#12 AWG HMW.PE x 24" Long w/out Sleeves
27-7105-36	#12 AWG HMW.PE x 36" Long w/out Sleeves
27-7105-48	#12 AWG HMW.PE x 48" Long w/out Sleeves

- **For sizes not listed, contact thermOweld®.**

Jumper Bond with Round Sleeve

Part Number	Description
27-7095-18	#2 AWG HMW.PE x 18" Long w/ Round Sleeves
27-7095-24	#2 AWG HMW.PE x 24" Long w/ Round Sleeves
27-7095-36	#2 AWG HMW.PE x 36" Long w/ Round Sleeves
27-7095-48	#2 AWG HMW.PE x 48" Long w/ Round Sleeves
27-7096-18	#4 AWG HMW.PE x 18" Long w/ Round Sleeves
27-7096-24	#4 AWG HMW.PE x 24" Long w/ Round Sleeves
27-7096-36	#4 AWG HMW.PE x 36" Long w/ Round Sleeves
27-7096-48	#4 AWG HMW.PE x 48" Long w/ Round Sleeves
27-7097-18	#6 AWG HMW.PE x 18" Long w/ Round Sleeves
27-7097-24	#6 AWG HMW.PE x 24" Long w/ Round Sleeves
27-7097-36	#6 AWG HMW.PE x 36" Long w/ Round Sleeves
27-7097-48	#6 AWG HMW.PE x 48" Long w/ Round Sleeves
27-7098-18	#8 AWG HMW.PE x 18" Long w/ Round Sleeves
27-7098-24	#8 AWG HMW.PE x 24" Long w/ Round Sleeves
27-7098-36	#8 AWG HMW.PE x 36" Long w/ Round Sleeves
27-7098-48	#8 AWG HMW.PE x 48" Long w/ Round Sleeves
27-7101-18	#10 AWG HMW.PE x 18" Long w/ Round Sleeves
27-7101-24	#10 AWG HMW.PE x 24" Long w/ Round Sleeves
27-7101-36	#10 AWG HMW.PE x 36" Long w/ Round Sleeves
27-7101-48	#10 AWG HMW.PE x 48" Long w/ Round Sleeves

- **For sizes not listed, contact thermOweld®.**

JUMPER BONDS



End View of Bond

Jumper Bond with Formed Sleeve

Part Number	Description
27-6378-18	#2 AWG HMW.PE x 18" Long w/ Formed Sleeves
27-6378-24	#2 AWG HMW.PE x 24" Long w/ Formed Sleeves
27-6378-36	#2 AWG HMW.PE x 36" Long w/ Formed Sleeves
27-6378-48	#2 AWG HMW.PE x 48" Long w/ Formed Sleeves
27-6426-18	#4 AWG HMW.PE x 18" Long w/ Formed Sleeves
27-6426-24	#4 AWG HMW.PE x 24" Long w/ Formed Sleeves
27-6426-36	#4 AWG HMW.PE x 36" Long w/ Formed Sleeves
27-6426-48	#4 AWG HMW.PE x 48" Long w/ Formed Sleeves
27-6540-18	#6 AWG HMW.PE x 18" Long w/ Formed Sleeves
27-6540-24	#6 AWG HMW.PE x 24" Long w/ Formed Sleeves
27-6540-36	#6 AWG HMW.PE x 36" Long w/ Formed Sleeves
27-6540-48	#6 AWG HMW.PE x 48" Long w/ Formed Sleeves
27-6570-18	#8 AWG HMW.PE x 18" Long w/ Formed Sleeves
27-6570-24	#8 AWG HMW.PE x 24" Long w/ Formed Sleeves
27-6570-36	#8 AWG HMW.PE x 36" Long w/ Formed Sleeves
27-6570-48	#8 AWG HMW.PE x 48" Long w/ Formed Sleeves
27-7100-18	#10 AWG HMW.PE x 18" Long w/ Formed Sleeves
27-7100-24	#10 AWG HMW.PE x 24" Long w/ Formed Sleeves
27-7100-36	#10 AWG HMW.PE x 36" Long w/ Formed Sleeves
27-7100-48	#10 AWG HMW.PE x 48" Long w/ Formed Sleeves

- **For sizes not listed, contact thermOweld®.**

Factory made Jumper Bonds with pigtails are used bonding across Dresser Style Couplings.

BOND INFORMATION			
Bond Size	**Pigtail Size**	**Length**	**Catalog #**
#4 Str	#12 Sol	24"	27-6644-00
#2 Str	#12 Sol	24"	27-6412-00

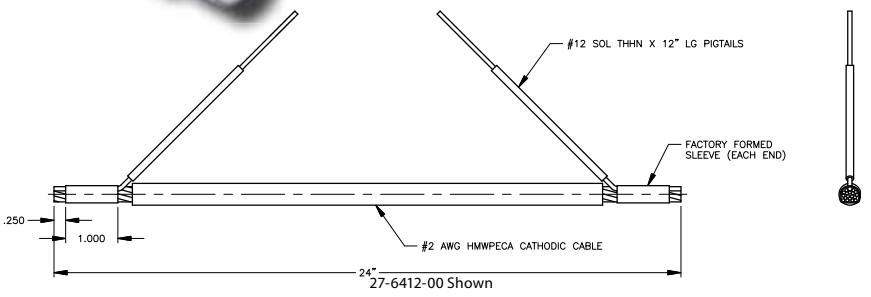

CS-48 MOLD INFORMATION FOR STEEL PIPE				CS-32 MOLD FOR PIGTAIL TO STEEL PIPE			BOND SIZE	CS-49 MOLD INFORMATION FOR CAST IRON PIPE				CS-33 MOLD FOR PIGTAIL TO CAST IRON PIPE		
Surface	**Mold #**	**Price Key**	**Weld Metal**	**Mold #**	**Price Key**	**Weld Metal**		**Surface**	**Mold #**	**Price Key**	**Weld Metal**	**Mold #**	**Price Key**	**Weld Metal**
4" pipe	M-7336	3	25CP	M-100	3	15CP	#2 Str	4" to 24" pipe	M-175-P.S.	3	32CI	M-156-P.S.	3	25CI
6" to 8" pipe	M-131	3	25CP	M-100	3	15CP		30" & Larger pipe	M-175	3	32CI	M-156	3	25CI
10" & Larger pipe	M-129	3	25CP	M-100	3	15CP		Replace P.S. with Pipe Size (Ex. M-156-4 for 4" Pipe)						

- **For sizes not listed, contact thermOweld®.**

DO NOT use Type CS-32 or CS-48 molds on Soil Pipe (ASTM A74-82). A test weld should be made on a section of the pipe being used to determine the possibility of detrimental metallurgical effects.

STRAP BONDS

The Strap Bond is a method of bonding across joints. It is particularly suited for providing electrical contact across Dresser® Couplers. The strap is made of soft copper strip available in size equivalent to 1/0 str. copper and supplied to desired length. The soft copper allows easy hand forming of the strap to the coupler contour. Normal application requires 5 welds, 2 on the pipe and 3 on the coupler. Welds are made with mold M-128 sold complete with handle, cleaning tool and flint ignitor. Requires #15CP cartridge for each weld.

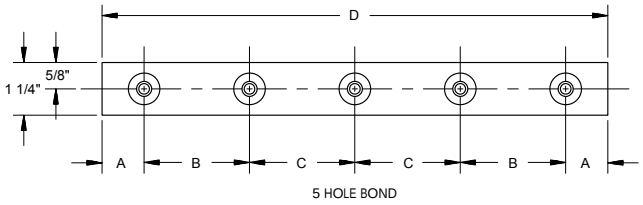

5 HOLE BOND

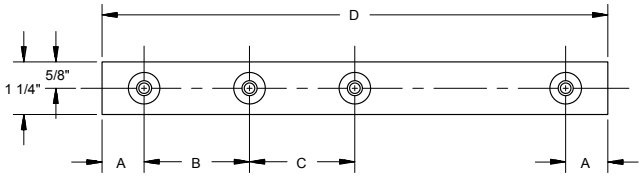

4 HOLE BOND

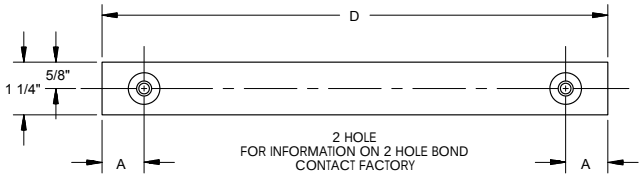

2 HOLE
FOR INFORMATION ON 2 HOLE BOND
CONTACT FACTORY

COPPER STRAP BONDS						
Coupling Size	**Catalog #**	**# of Holes**	**A**	**B**	**C**	**D**
5" & Larger Pipe Style 38	27-0180-00	4	1"	3 3/4"	5 1/4"	20"
5" & Larger Pipe Style 38	27-0181-00	4	1"	3 3/4"	6 1/4"	22"
5" & Larger Pipe Style 38	27-0182-00	5	1"	3 3/4"	5 1/4"	20"
5" & Larger Pipe Style 38	27-0183-00	5	1"	3 3/4"	6 1/4"	22"
Under 5" & Light Pattern Style 38	27-0184-00	4	1"	3 1/4"	4 1/4"	17"
Under 5" & Light Pattern Style 38	27-0185-00	4	1"	3 1/4"	5 1/4"	19"
Under 5" & Light Pattern Style 38	27-0186-00	5	1"	3 1/4"	4 1/4"	17"
Under 5" & Light Pattern Style 38	27-0187-00	5	1"	3 1/4"	5 1/4"	19"
For All Style 40 Couplings Use (2) 27-0188-00 Bonds	27-0188-00	3	1"	3 3/4"	—	9 1/2"
N/A	27-2745-00	2	1"	—	—	20"
N/A	27-2745-01	2	1"	—	—	17"
N/A	27-2745-02	2	1"	—	—	18"
N/A	27-2745-03	2	1"	—	—	11"

- **For sizes not listed, contact thermOweld®.**
- Current capacity of the copper strap bonds is equivalent to 1/0 Str copper cable.
- Use Mold M-128 to attach bonds with #15 cartridge.

AC MITIGATION MATS

AC Mitigation Mats are used near pipelines when the structure is above the grade to limit step and touch potentials. AC Mitigation mats are hot dip zinc galvanized and come in the standard size of 4ft x 8ft with 3" x 3" squares.

Catalog Number	Size
38-6855-00	4' x 8'



Ci thermOcap®

Ci thermOcap®

thermOweld's Ci thermOcap® is designed to cover your exothermically welded connections.

- Elongated wire inlet allows the cap to conform easier to the pipe.
- Outer shell designed to prevent crushing.
- Butyl rubber filled dome.
- Easier field application.
- Packaged in boxes of 20 with immediate delivery available.



Patent # D58,859

Part Number	Description
38-6687-00	Ci thermOcap®
38-6687-02	Ci thermOcap® PC

Ci thermOcap® PC

thermOweld®s Ci thermOcap® PC is designed to cover your exothermically welded connections. The Ci thermOcap® PC is our pre primed cap and requires no spray primer. You simply "Peel and Stick"!

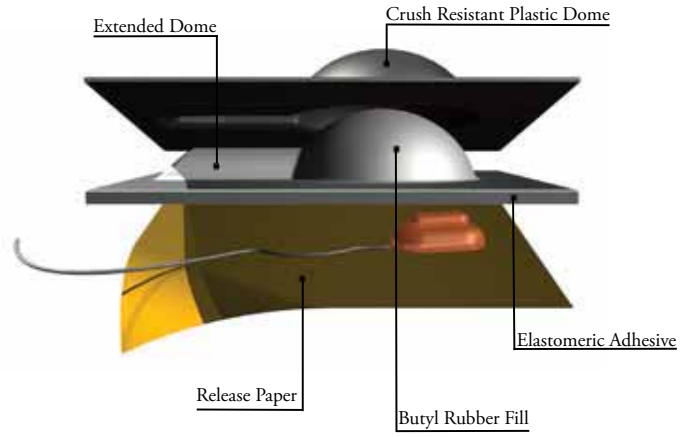

Properties:	thermOcap®	Ci thermOcap® PC
Construction	Molded plastic dome filled with corrosion resistant compound on a base of thick elastomeric tape.	
Dimensions	Overall: 4" x 4" Sheet Thickness: 21 mils Plastic Dome: 1 5/8" x 5/8"	
Application Temperature	35° F to 170° F	40° F to 100° F
Service Temperature	-20° F to 225° F	-20° F to 150° F
Height	3/4"	
Adhesive Thickness	1/8"	

thermOprime

To be used with 38-6687-00 thermOcaps only.

thermOprime liquid adhesive systems consist of butyl based elastomers blended with polymeric resin dissolved on an organic solvent system. They are non-toxic and non-polluting, and conform to local and national standards. In addition to the excellent adhesion to the pipe substrate and cathodic disbondment resistance, the pipe surface is protected against stress corrosion cracking with industry proven SCC inhibitors. Approximately 100 Ci thermOcap® applications per can.

Part Number
38-6769-00

ADAPTER SLEEVES

ADAPTER SLEEVES AND SHIM STOCK

thermOweld® molds designed for larger cable sizes can be used on smaller diameter cables if copper adapter sleeves or shim stock are utilized, except CS-48 and CS-49. The copper shim stock, .0108" x 1-1/2" x 3", is normally wrapped around cable until the diameter is about equal to the cable opening. A tight fit is not necessary as the shim stock will unwrap slightly and prevent leakage of weld metal.

To order shim stock use part # 38-0329-00. Shim stock comes 100 pieces per box.

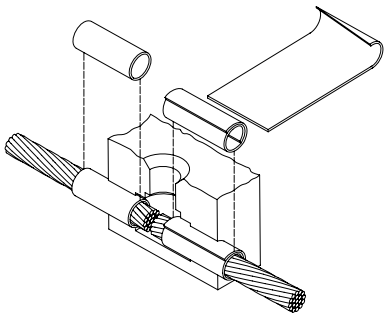

For Use On Cable Size		Catalog #	Use In Mold Size	Sleeve Dimensions		
Stranded	Solid			O.D.	I.D.	Length
#12, #14	#10, #12, #14	38-0200-00	#6 STR & Sol	.156	.111	1.00
#9, #10	#8, #9, #10	38-0208-00	#4 Sol	.203	.140	1.00
#7, #8, #10	#6, #8	38-0201-00	#4	.227	.177	1.00
#6	#5	38-0202-00	#2	.292	.198	1.00
#4, #5	#3, #4	38-0207-00	#2	.287	.246	1.00
#4	#2	38-0204-00	#1	.328	.265	1.00
#2	#1	38-0203-00	1/0	.370	.307	1.00
#1	1/0	38-0209-00	2/0	.420	.359	1.00
1/0, #1	2/0	38-0205-00	3/0 & 4/0 Sol	.452	.389	1.00
2/0, 1/0	3/0	38-0240-00	4/0	.524	.437	1.50

HAMMER DIES

HAMMER DIES

Bonds can be made in the field using your own cable, a copper adapter sleeve and a hammer die.

Hammer Die Catalog #	For Use On Cable Size	Adapter Sleeve Catalog #
38-6019-00	#8 Str	38-0201-00
38-6020-00	#6 Str	38-0202-00
38-4859-00	#4 Str	38-0204-00
38-0310-00	#2 Str	38-0203-00
38-0392-00	#1 Str	38-0209-00
38-0311-00	1/0 Str	38-0205-00
38-0312-00	2/0 Str	38-0240-00
38-7292-00	#10 Str	38-0208-00

CC-1

TYPE MOLDS

Horizontal End to End

For AWG Conductors

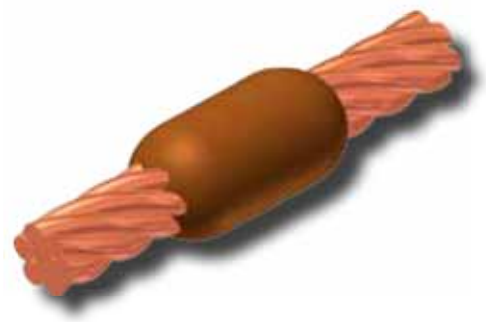

MOLDS FOR AWG CONDUCTORS					
Cable	Mold #	Price Key	Weld Metal	Handle Clamps	Lead Time
#12 Sol	M-8224-S	18	15	40-4565-00	4
#10 Sol	M-8225-S	18	15	40-4565-00	2
#8 Sol	M-8228-S	18	15	40-4565-00	2
#6 Sol	M-8229-S	18	25	40-4565-00	2
#6	M-8229	18	25	40-4565-00	2
#4 Sol	M-8232-S	18	25	40-4565-00	4
#4	M-8232	18	25	40-4565-00	2
#2 Sol	M-8235-S	18	32	40-4565-00	2
#2	M-8235	18	32	40-4565-00	2
#1	M-8239	18	32	40-4565-00	4
1/0	M-8242	19	45	40-4565-00	2
2/0	M-8244	19	65	40-4565-00	2

CC-6

TYPE MOLDS

Horizontal Parallel Tap

For AWG Conductors

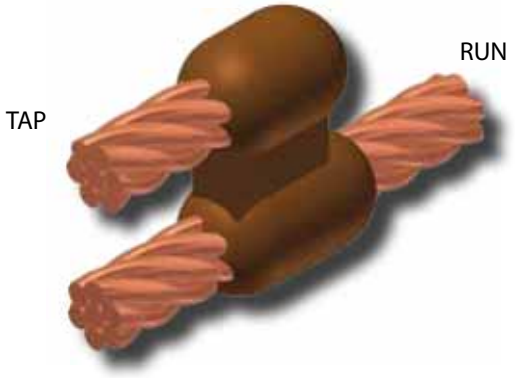

MOLDS FOR AWG CONDUCTORS						
Cable		Mold #	Price Key	Weld Metal	Handle Clamps	Lead Time
Run	Tap					
#6	#6	M-8261	18	25	40-4565-00	2
	#6 Sol	M-8264	18	25	40-4565-00	4
	#8	M-8265	18	25	40-4565-00	2
	#8 Sol	M-8266	18	25	40-4565-00	4
#4	#4	M-8267	18	32	40-4565-00	4
	#6	M-8268	18	32	40-4565-00	2
	#6 Sol	M-8269	18	32	40-4565-00	4
	#8	M-8274	18	32	40-4565-00	4
	#8 Sol	M-8275	18	32	40-4565-00	4
#2	#2	M-8276	18	65	40-4565-00	2
	#4	M-8280	18	45	40-4565-00	4
	#6	M-8281	18	32	40-4565-00	4
	#6 Sol	M-8283	18	32	40-4565-00	4
	#8	M-8284	18	32	40-4565-00	4
	#8 Sol	M-8285	18	32	40-4565-00	4
#1	#2	M-8286	19	65	40-4565-00	4
	#4	M-8287	19	45	40-4565-00	4
	#6	M-8288	19	45	40-4565-00	4
	#6 Sol	M-8291	19	45	40-4565-00	4
	#8	M-8292	19	45	40-4565-00	4
	#8 Sol	M-8293	19	45	40-4565-00	4
1/0	#2	M-8295	19	65	40-4565-00	4
	#4	M-8297	19	65	40-4565-00	4
	#6	M-8299	19	45	40-4565-00	4
	#6 Sol	M-8300	19	45	40-4565-00	4
	#8	M-8301	19	45	40-4565-00	4
	#8 Sol	M-8304	19	45	40-4565-00	4
2/0	#2	M-8306	19	2-45	40-4565-00	4
	#4	M-8307	19	65	40-4565-00	4
	#6	M-8310	19	65	40-4565-00	2
	#6 Sol	M-8311	19	65	40-4565-00	4
	#8	M-8313	19	65	40-4565-00	4
	#8 Sol	M-8316	19	65	40-4565-00	4

- **For sizes not listed, contact thermOweld®.**
- For expedited service, contact thermOweld®.
- To order weld metal for use with EZ Lite Remote® insert TW before and EZ after weld metal number.
- Required Tools;
  Handle Clamps w/ Flint Ignitor (see chart for correct handles)
  38-0309-00 ~ Flint Ignitor or 38-EZLT-RU EZ Lite Remote®
- Other recommended accessories;
  38-3922-00 ~ Mold Cleaning Brush
  38-0135-00 ~ Cable Cleaning Brush
  38-0330-00 ~ Cable Clamp

CC-2

TYPE MOLDS

Horizontal Cable Tap to Horizontal Cable Run

For AWG Conductors

MOLDS FOR AWG CONDUCTORS						
Cable		Mold #	Price Key	Weld Metal	Handle Clamps	Lead Time
Run	Tap					
#2	#2	M-8245	20	45	40-4565-00	2
	#4	M-8246	20	45	40-4565-00	4
#1	#1	M-8247	20	45	40-4565-00	4
	#2	M-8248	20	45	40-4565-00	4
	#4	M-8249	20	45	40-4565-00	4
1/0	#1	M-8250	20	45	40-4565-00	4
	#2	M-8251	20	45	40-4565-00	2
	#4	M-8252	20	45	40-4565-00	4
2/0	#1	M-8253	20	45	40-4565-00	4
	#2	M-8256	20	45	40-4565-00	2
	#4	M-8260	20	45	40-4565-00	2

- **For sizes not listed, contact thermOweld®.**
- Molds listed are for concentric stranded cable. Add suffix "-S" to mold number for solid conductors.
- For expedited service, contact thermOweld®.
- To order weld metal for use with EZ Lite Remote® insert TW before and EZ after weld metal number.
- Required Tools;
  Handle Clamps w/ Flint Ignitor (see chart for correct handles)
  38-0309-00 ~ Flint Ignitor or 38-EZLT-RU EZ Lite Remote®
- Other recommended accessories;
  40-0319-01 ~ Mold Cleaner for cartridge sizes #15-#65
  40-0319-03 ~ Mold Cleaner for cartridge sizes #90-#500
  38-3922-00 ~ Mold Cleaning Brush
  38-0135-00 ~ Cable Cleaning Brush
  38-0330-00 ~ Cable Clamp

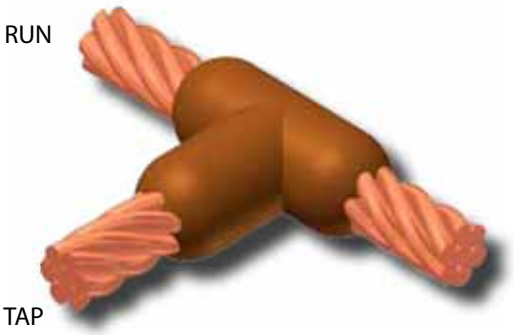

CB-1

TYPE MOLDS

Cathodic Protection Cable to Lug

For AWG Conductors

MOLDS FOR AWG CONDUCTORS							
Cable Size	Lug Size	Lug Part #	Mold #	Price Key	Weld Metal	Handle Clamps	Lead Time
#6 Sol‡	1/16" x 1/2"	38-4709-00	M-8391-S	18 †	25	40-4565-00	4
#6	1/16" x 1/2"		M-8391	18 †	25	40-4565-00	4
#4 Sol	1/16" x 1/2"		M-8393-S	18 †	25	40-4565-00	4
#4	1/16" x 1/2"		M-8393	18 †	25	40-4565-00	4
#2 Sol	1/16" x 1/2"		M-8395-S	18 †	32	40-4565-00	4
#2	1/16" x 1/2"		M-8395	18 †	32	40-4565-00	4
#1	1/16" x 1/2"		M-8397	18 †	32	40-4565-00	4
1/0	1/16" x 1/2"		M-8398	19 †	45	40-4565-00	4
2/0	1/8" x 1"	38-4200-00	M-8399	19 †	45	40-4565-00	4
‡ For Wire Size #14 to #10 Solid, 38-0200-00 Sleeve/Weld Req'd							

- **For sizes not listed, contact thermOweld®.**
- Molds listed are for concentric stranded cable. Add suffix "-S" to mold number for solid conductors.
- For expedited service, contact thermOweld®.
- To order weld metal for use with EZ Lite Remote® insert TW before and EZ after weld metal number.
- Required Tools;
  † ~ Sold complete with handles. If not required, specify MOLD NUMBER followed by suffix "-G".
  38-0309-00 ~ Flint Ignitor or 38-EZLT-RU EZ Lite Remote®
- Other recommended accessories;
  38-3922-00 ~ Mold Cleaning Brush
  38-0135-00 ~ Cable Cleaning Brush



CR-1 / CR-2

TYPE MOLDS

Horizontal Cable to Ground Rod

For AWG Conductors

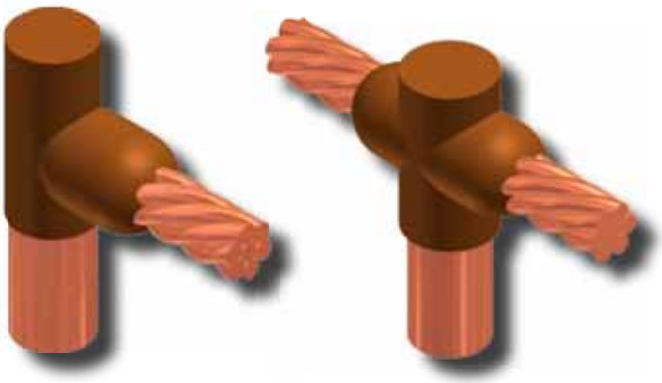

CR-1 CR-2

MOLDS FOR AWG CONDUCTORS

Ground Rod Size	Cable Size	CR-1 Molds					CR-2 Molds				
		Mold #	Price Key	Weld Metal	Handle Clamps	Lead Time	Mold #	Price Key	Weld Metal	Handle Clamps	Lead Time
1/2"	#6 Sol‡	M-1960-S	18	25	40-4565-00	4	M-1984-S	18	32	40-4565-00	4
	#6	M-1960	18	25	40-4565-00	4	M-1984	18	32	40-4565-00	4
	#4 Sol	M-1961-S	18	25	40-4565-00	4	M-1985-S	18	32	40-4565-00	4
	#4	M-1961	18	25	40-4565-00	4	M-1985	18	32	40-4565-00	4
	#2 Sol	M-1962-S	18	32	40-4565-00	4	M-1986-S	19	45	40-4565-00	4
	#2	M-1962	18	32	40-4565-00	2	M-1986	19	45	40-4565-00	4
	#1	M-1963	19	45	40-4565-00	4	M-1987	19	65	40-4565-00	4
	1/0	M-1964	19	65	40-4565-00	4	M-1988	19	65	40-4565-00	4
	2/0	M-1965	19	65	40-4565-00	4	M-1989	19	65	40-4565-00	4
5/8"	#6 Sol‡	M-1968-S	18	32	40-4565-00	2	M-1992-S	19	45	40-4565-00	2
	#6	M-1968	18	32	40-4565-00	2	M-1992	19	45	40-4565-00	2
	#4 Sol	M-1969-S	18	32	40-4565-00	2	M-1993-S	19	65	40-4565-00	4
	#4	M-1969	18	32	40-4565-00	2	M-1993	19	65	40-4565-00	4
	#2 Sol	M-1970-S	19	45	40-4565-00	4	M-1994-S	19	65	40-4565-00	2
	#2	M-1970	19	45	40-4565-00	2	M-1994	19	65	40-4565-00	2
	#1	M-1971	19	45	40-4565-00	4	M-1995	19	65	40-4565-00	4
	1/0	M-1972	19	65	40-4565-00	4	M-1996	20	2-45	40-4565-00	2
	2/0	M-1973	19	65	40-4565-00	2	M-1997	20	2-45	40-4565-00	2
3/4"	#6 Sol‡	M-1976-S	18	32	40-4565-00	2	M-2000-S	19	45	40-4565-00	2
	#6	M-1976	18	32	40-4565-00	4	M-2000	19	45	40-4565-00	2
	#4 Sol	M-1977-S	19	45	40-4565-00	2	M-2001-S	19	65	40-4565-00	4
	#4	M-1977	19	45	40-4565-00	2	M-2001	19	65	40-4565-00	4
	#2 Sol	M-1978-S	19	45	40-4565-00	4	M-2002-S	19	65	40-4565-00	4
	#2	M-1978	19	45	40-4565-00	4	M-2002	19	65	40-4565-00	2
	#1	M-1979	19	45	40-4565-00	4	M-2003	19	65	40-4565-00	4
	1/0	M-1980	19	65	40-4565-00	4	M-2004	20	2-45	40-4565-00	2
	2/0	M-1981	19	65	40-4565-00	2	M-2005	20	2-45	40-4565-00	2

‡ For wire size #14 to #10 Solid, order (1) 38-0200-00 Sleeve for CR-1 Type Molds or (2) 38-0200-00 Sleeves for CR-2 Type Molds

- **For sizes not listed, contact thermOweld®.**
- Molds listed are for copper clad ground rods. For welding to steel, stainless steel or galvanized steel ground rods add suffix "-N" to mold number.
- For expedited service, contact thermOweld®
- To order weld metal for use with EZ Lite Remote® insert TW before and EZ after weld metal number.
- Required Tools;
  Handle Clamps w/ Flint Ignitor (see chart for correct handles)
  38-0309-00 ~ Flint Ignitor or 38-EZLT-RU EZ Lite Remote®
- Other recommended accessories;
  38-3922-00 ~ Mold Cleaning Brush
  38-0135-00 ~ Cable Cleaning Brush
  38-0304-00 ~ File
  38-0330-00 ~ Cable Clamp

NOTES

1. Molds listed are for copper clad steel ground rods: ½" rods are 0.475" diameter, 5/8" rods are 0.563" diameter, ¾" rods are 0.682" diameter, and 1" rods are 0.914" diameter.
2. Molds are available for galvanized steel, stainless steel, and solid copper rods that are sold by actual diameter. The suffix "-N" is added to the mold number, i.e. M-XXX-N is for full sized rods.
3. Molds are available for sectional/threaded copper clad steel ground rods. The suffix "-T" is added to the mold number, i.e. M-XXX-T is for a sectional/threaded ground rod.

Section 8

Products for use with Rail Connections

Description ..... Page #

8.1 Joint Bonds & Joint Bond Welders 162-164

8.2 Bonds for Switches & Bootlegs 165

8.3 Hammer Dies 166

8.4 Bond Strand & Cable Guards 166

8.5 Track Connectors 167

8.6 Power Bonds 168-169

8.7 Ground Connections to Web of Rail 170

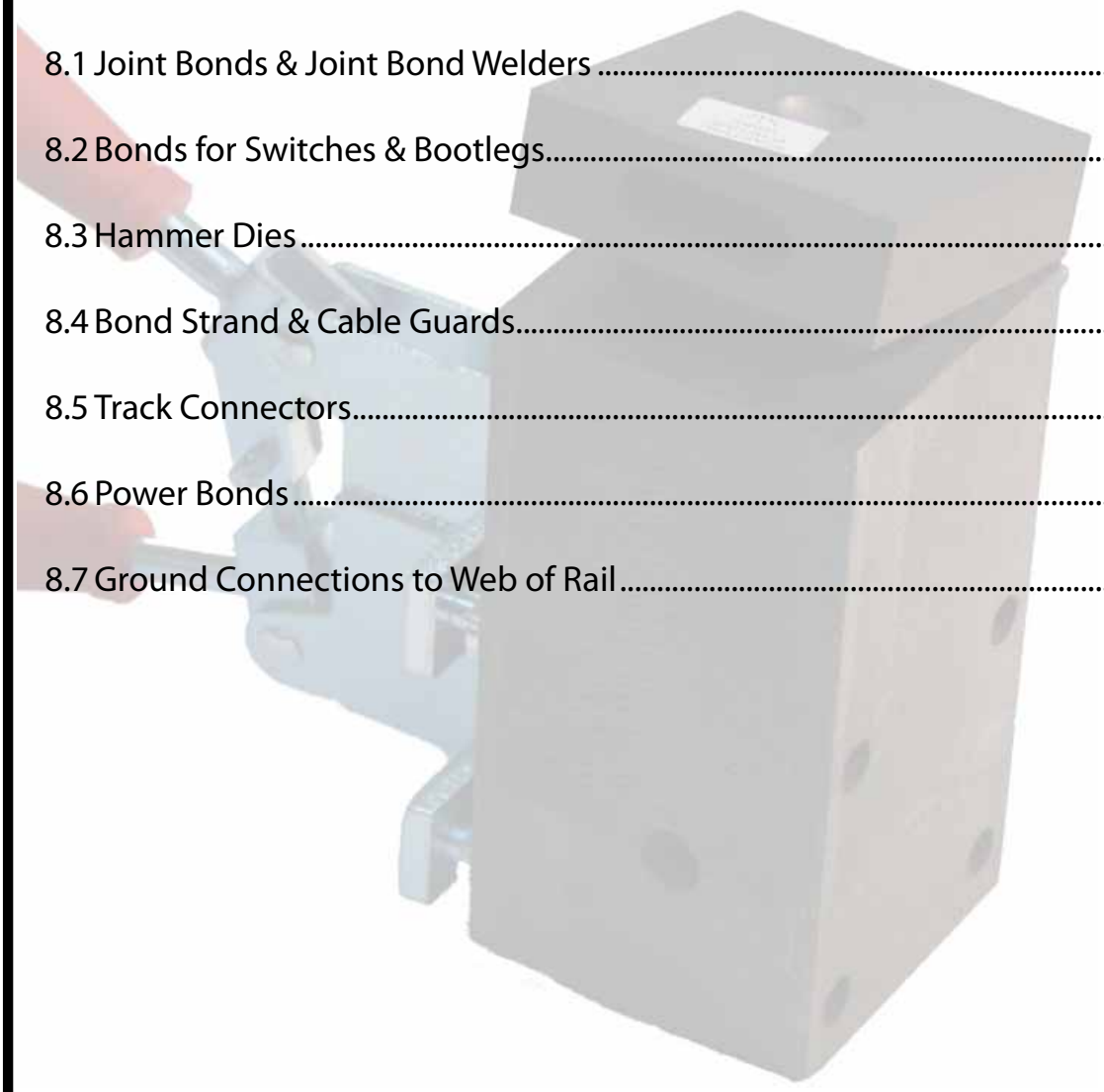

JOINT BONDS

Signal Joint Bonds provide a low resistance connection between rails, that:

- Will not increase in resistance over time.
- Provides maximum corrosion protection.
- Requires minimum installer training.
- Is completely portable.

JOINT BOND KITS

A kit comes with the following items in an easy to carry box.

- 100 Bonds
- 200 Shots
- 2 replacement Molds (Right & Left)
- 1 flint ignitor

Bond Length	XS Style	Tab Style	
	Cable Size	Cable Size	Cable Size
	3/16″	3/16″	5/16″
6 1/2″	27-7000-00	27-7001-00	—
7″	—	—	27-7002-00
7 1/2″	27-7003-00	27-7004-00	—
9 3/4″	27-7005-00	27-7006-00	27-7007-00

INDIVIDUAL BONDS & ACCESSORIES

Bond Length	XS Style	Tab Style	
	Cable Size	Cable Size	Cable Size
	3/16″	3/16″	5/16″
6 1/2″	27-7008-00	27-7009-00	—
7″	—	—	27-7010-00
7 1/2″	27-7011-00	27-7012-00	—
9 3/4″	27-7013-00	27-7014-00	27-7015-00

- Numbers listed above are for bonds sold separately
- Bonds manufactured from other types of material are available
- Electroplated tinned bonds are also available, change -00 to -01 at end of part number

Description	Catalog Number
Flint Ignitor	38-0309-00
Cleaner Blade	40-0319-21

JOINT BOND WELDERS

The SJB-1 complete welders come with a pair of molds, a cleaner blade, and a flint ignitor.

SJB-1 COMPLETE WELDER

Description		Catalog Number		
		3/16" Bonds - 3/4" Terminals		5/16" Bonds Tab Style
		XS Style	Tab Style	
Welder Complete	6 1/2" Bond	M-8600-65	M-8601-65	—
	7" Bond	—	—	M-8602-7
	7 1/2" Bond	M-8600-75	M-8601-75	—
	9 3/4" Bond	M-8600-9	M-8609-9	M-8602-9

SJB-1 WELDER REPLACEMENT PARTS

Welder Frame Assembly

Molds, All Suspension Parts, and Bonds

Welder Frame Only

Description		Catalog Number		
		3/16" Bonds - 3/4" Terminals		5/16" Bonds Tab Style
		XS Style	Tab Style	
WELDER FRAME ASSEMBLY	6 1/2" BOND	40-7016-00	40-7016-00	—
	7" BOND	—	—	40-7017-00
	7 1/2" BOND	40-7018-00	40-7018-00	—
	9 3/4" BOND	40-7019-00	40-7019-00	40-7019-00
MOLDS ONLY		M-8600-G	M-8601-G	M-8602-G
MOLDS, ALL SUSPENSION PARTS AND BOND CLIP ASSEMBLED PAIR		M-8600-P	M-8601-P	M-8602-P
BOND CLIPS		40-7020-00	40-7020-00	40-7020-01
WELDER FRAME ONLY		40-7021-00	40-7021-00	40-7021-00

Extension Bars	
6 1/2" Bond	40-7022-00
7" Bond	40-7022-01
7 1/2" Bond	40-7022-02
9 3/4" Bond	40-7022-03

Extension Bars

JOINT BOND WELDERS

SJB-1 WELDER

Cable Size	Terminal		Catalog Number	
	Length	Style	Welders Complete	Molds Only
3/16″	3/4″	XS	M-8600	M-8600-G
	3/4″	TAB	M-8601	M-8601-G
	1″	TAB	M-8605	M-8605-G
5/16″	1″	TAB	M-8602	M-8602-G

SJB-1 Welders and Molds are sold in pairs only.

SJB-2 WELDER REPLACEMENT PARTS

The SJB-2 joint bond welder is to be used when the SJB-1 welder will not fit. Welders are supplied in pairs.

Cable Size	Terminal Length	Catalog Number	
		Welder Frame Only	Bond Clips
3/16″	3/4″	40-7023-00	40-7020-00
5/16″	1″	40-7024-00	40-7020-01

SJB-2 Welder and Frames are sold in pairs only.

WW-1 WELDER

The WW-1 frame is used to make jumper, switch, bootleg or signal bonds to the web of the rail.

Cable Size	Terminal		Catalog Number	
	Length	Style	Welders Complete	Molds Only
3/16″	3/4″	XS	M-8607	M-8607-G
	3/4″	TAB	M-8608	M-8608-G
	1″	TAB	M-8609	M-8609-G
	1 1/2″	TAB	M-8610	M-8610-G
5-16″	1″	TAB	M-8611	M-8611-G

WW-1 Welder frames and replacement molds are sold in pairs only.

WW-1 WELDER FRAME (PAIR) CATALOG NUMBER 40-7025-00

BONDS FOR SWITCHES & BOOTLEGS

FOR USE WITH WW1 WELDERS

thermOweld® bonds for Switches and Bootlegs are made from copper alloy stranded signal cable and are available in two terminal styles, XS and TAB. The TAB style can be made in the field using thermOweld® HAMMER DIES and SLEEVES shown on page 166.

BOND TYPES

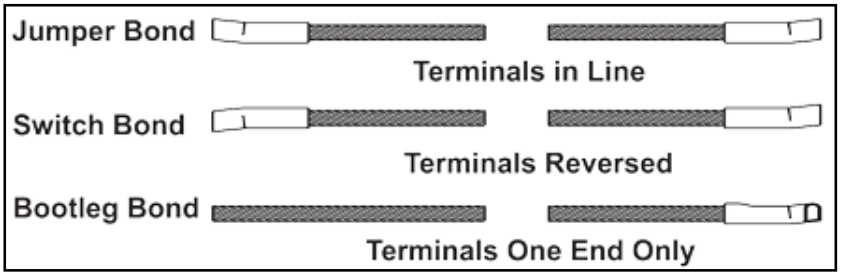

TERMINAL STYLES

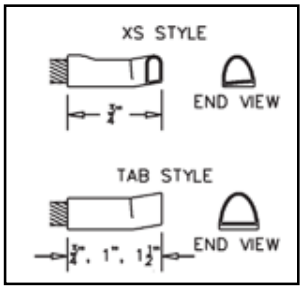

BOND KIT CATALOG NUMBERS

Bond Type	3/16" Bonds				5/16" Bonds
	Terminal Length and Style				
	3/4" XS	3/4" Tab	1" Tab	1 1/2" Tab	1" Tab
Jumper	27-7026-"L"	27-7027-"L"	27-7028-"L"	27-7029-"L"	27-7030-"L"
Switch	27-7031-"L"	27-7032-"L"	27-7033-"L"	27-7034-"L"	27-7035-"L"
Bootleg	27-7036-"L"	27-7037-"L"	27-7038-"L"	27-7039-"L"	27-7040-"L"

ORDERING INFORMATION

- Bonds are supplied with the necessary weld metal and flint ignitor to make weld.
- Standard order quantity is 100.
- Order bonds by part number and substitute desired length in even inches for the "L".
- Bonds are made with Cadmium Bronze stranded signal cable unless specified otherwise.

HAMMER DIES

Bonds can be made in the field using our supplied copper alloy signal cable, or your own cable, a copper sleeve, and a hammer die. The terminals made by this process will be TAB style. The catalog numbers necessary to do this, are listed below.

Cable Size	Terminal Length	Catalog Number	
		Hammer Die	Sleeve
3/16″	3/4″	38-7074-00	38-7076-00
	1″	38-7074-00	38-7077-00
	1 1/2″	38-7074-00	38-7078-00
5/16″	1″	38-7075-00	38-7079-00

BOND STRAND

Catalog Number	Description
27-7042-04	1″TAB X 4″Track Connector
36-7043-01	3/16 Tinned Cadmium Bronze Wire, Bare, 7 x 19 x .0125 Alloy 162
36-7043-02	3/16 Cadmium Bronze Wire, PVC Insulated, 7 x 19 x .0201 Alloy 162
36-7044-00	5/16 Cadmium Bronze Wire, Bare, 7 x 19 x .0201 Alloy 162
36-7044-01	5/16 Tinned Cadmium bronze Wire, Bare, 7 x 19 x .0201 Alloy 162

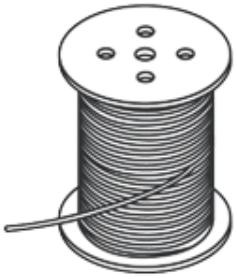

CABLE GUARDS

Catalog Number	Color	Box Qty
38-7045-00	Black	5
38-7045-01	Grey	5

TRACK CONNECTORS

GENERAL INFORMATION - The thermOweld® Track Connector is used when the advantages of exothermic welding to the rail are desired and a standard compression connection to standard track wire is utilized. The track connector is 4 inches in length and made from 3/16 inch diameter tinned cadmium bronze strand. The welding terminal is a 1 inch tab style end and the compression connector requires two squeeze from a compression tool. Part number 38-7043-00. The WW-1 welders are used for this application.

Track Connector

TRACK CONNECTOR KITS

INCLUDES :

- 100 Track Connector Bonds
- 2 Replacement Molds (Left and Right)
- 100 Weld Metal Cartridges #25
- 1 Flint Ignitor

Catalog Number	Description
27-7041-04	1"Tab x 4"Track Connector Kit
27-7041-12	1"Tab x 12"Track Connector Kit

INDIVIDUAL TRACK CONNECTOR BONDS AND ACCESSORIES

Catalog Number	Description
27-7042-04	1"TAB X 4"Track Connector
27-7042-12	1"TAB x 12"Track Connector
M-8609	Pair of mold and frames for welding track connector to the web of the rail.
M-8609-G	Mold only for welding track connectors to the web of the rail.
38-7043-00	Track connector compression tool. Dies included to compress wires sizes #8 thru 1/0.

POWER BONDS

TYPE "C" BONDS

Type "C" Bonds are made from ropelay cable and designed to be welded to the head of 75 lb. and heavier rail for the purpose of providing propulsion current when so required. If current carrying capacity can not be met with one bond, a double bond may be made using the 13" bonds.

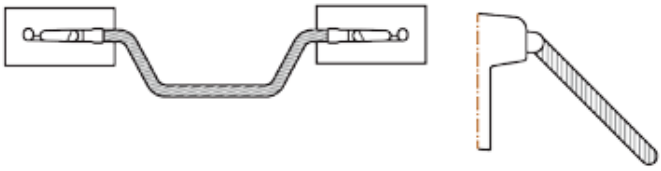



POWER BOND KITS

A kit comes with the following items in an easy to carry box.

- 80 Bonds
- 160 Shots
- 2 replacement Molds (Right & Left)
- 1 flint ignitor

Bond Information			CPBW1 Welder	CPBW2 Welder	Mold Only	Bond Only
Size	Length	Bond Kits				
2/0	9"	27-7046-09	M-8612-9	M-8612	M-8612-G	27-7049-09
	13"	27-7046-13	M-8612-13	M-8612	M-8612-G	27-7049-13
4/0	9"	27-7047-09	M-8613-9	M-8613	M-8613-G	27-7050-09
	13"	27-7047-13	M-8613-13	M-8613	M-8613-G	27-7050-13
250 MCM	13"	27-7048-13	M-8614-13	M-8614	M-8614-G	27-7051-13

ORDERING INFORMATION:

- A bond kit consists of : 80 Bonds, 2 Molds, 160 Shots and a flint ignitor.
- Bond only orders will include the proper weld metal to make the weld.
- Welder orders include frames, molds, and one flint ignitor. CPBW2 welder are sold in pairs.
- A CPBW2 welder can be used when a CPBW1 welder will not fit on rail due to location or wear of the rail.
- When sufficient current carrying capacity cannot be obtained with one bond, two bonds can be used to double the ampacity. You must use 13" bonds to make double bonds.



CPBW2

CPBW1

POWER BONDS

TYPE "W" BONDS

Type "W" Bonds are designed to be welded to the web of 85lb and heavier rail for the neutral axis of the rail. "W" bonds can be made to either the field or gauge side of the rail and can use up to 500MCM cable.

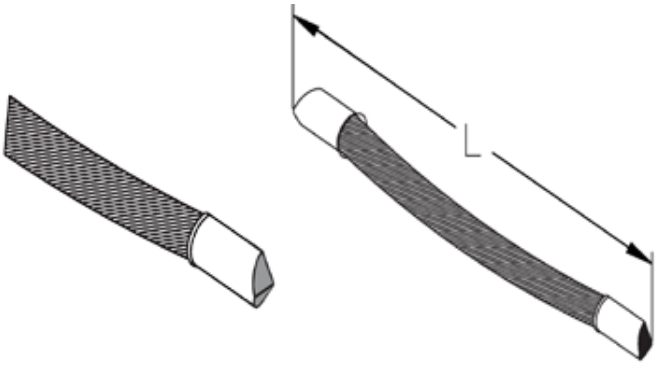

Bare Cable AWG/ KCM Type	Joint / Cross Bonds	Stub End Bonds	Welder (Pair)	Weld Metal	Mold Only (Pair)	Welder Frame Only
1/0 Concentric	27-7052-"L"	27-7062-"L"	M-8615	65R	M-8615-G	40-5598-00
1/0 Ropelay	27-7053-"L"	27-7063-"L"	M-8616	65R	M-8616-G	40-5598-00
2/0 Concentric	27-7054-"L"	27-7064-"L"	M-8617	90R	M-8617-G	40-5598-00
2/0 Ropelay	27-7055-"L"	27-7065-"L"	M-8618	90R	M-8618-G	40-5598-00
4/0 Concentric	27-7056-"L"	27-7066-"L"	M-8619	90R	M-8619-G	40-5598-00
4/0 Ropelay	27-7057-"L"	27-7067-"L"	M-8620	90R	M-8620-G	40-5598-00
250 Ropelay	27-7058-"L"	27-7068-"L"	M-8621	115R	M-8621-G	40-5598-00
300 Ropelay	27-7059-"L"	27-7069-"L"	M-8622	150R	M-8622-G	40-5598-00
350 Roelay	27-7060-"L"	27-7070-"L"	M-8623	150R	M-8623-G	40-5598-00
500 Ropelay	27-7061-"L"	27-7071-"L"	M-8624	250R	M-8624-G	40-5598-00

ORDERING INFORMATION:

1. Specify bond length "L" for each type of bond ordered.
2. Specify bond type, join/cross, or stub end bond. Bonds are furnished with necessary weld metal.
3. Joint bonds have formed sleeves at both ends and their length must be at least 12" longer than rail angle bar.
4. Cross bonds have formed sleeves at both ends and their length mist be at least 14" longer than gauge of rails.
5. Stub end bonds have a formed sleeve on one end and unformed sleeve on the other. They must be at least 9" long.
6. A pair of molds is supplied with every 80 bonds purchased.
7. Order proper welder for bond type. Welder includes frame, mold, flint ignitor and mold cleaner. B-106 handle is purchased separately.
8. Welder and "Mold Only" catalog numbers are sold in pairs.
9. All molds require a frame and a B-106 handle clamp.

GROUND CONNECTIONS TO WEB OF RAIL

- Welded grounding connections using concentric cable to the web of 85lb to 140lb rail.
- These molds require a 40-5598-00 rail frame, a B-106 handle clamp, and duct seal to seal mold.
- Frame includes adjustment screws to make sure weld is in the middle of the web.

Cable Size	CX-08 Connection†		CX-10 Connection	
	Mold #	Weld Metal	Mold #	Weld Metal
#4 Concentric	M-6384-"X"	65R	M-6387	90R
#2 Concentric	M-5502-"X"	65R	M-6389	90R
#1 Concentric	M-6385-"X"	65R	M-6390	90R
1/0 Concentric	M-6386-"X"	90R	M-6391	115R
2/0 Concentric	M-5398-"X"	90R	M-6392	115R
4/0 Concentric	M-1087-"X"	115R	M-6395	150R

† For the CX-8 connection you must specify left (L) on right (R) in place of the "X"

Duct Seal Catalog Number	
1lb	38-4129-00
5lbs	38-4129-05

CX-8 Connection
Right Hand Shown

CX-10 Connection
Right Hand Shown

40-5598-00 Rail Frame
With **B-106** Handle

Section 9

Molds for use with Metric Conductors

Description	Page #
9.1 Cable to Cable Connections	173-177
9.2 Cable to Ground Rod Connections	178-180
9.3 Ground Rod to Ground Rod Connections	180
9.4 Single Shot Connections	181-182
9.5 Cable to Steel or Cast Iron Connections	183-189
9.6 Cable to Lug Connections	190
9.7 Cable to Copper Bus Bar Connections	191-192
9.8 Copper Bus Bar to Copper Bus Bar Connections	193-195
9.9 Copper Bus Bar to Steel Connections	196-197
9.10 Steel Stud to Steel Connections	197
9.11 Copper Bus Bar to Ground Rod Connections	198-202
9.12 Cable to Reinforcing Bar (Rebar) Connections	201-202
9.13 Copper Bus Bar to Reinforcing Bar (Rebar) Connections	202

Weld Type		Page #
	BB-1	193
	BB-2	195
	BB-3	194
	BB-7	193
	BB-14	194
	BB-40	195
	BB-41	195
	BR-1	198
	BR-2	199
	BR-3	200
	BR-7	200
	BRE-8	202
	BS-1	196
	BS-2	196
	BS-3	197
	CB-1	190
	CB-4	191

Weld Type		Page #
	CB-5	192
	CB-33	190
	CC-1	173
	CC-2	174
	CC-4	175
	CC-6	176
	CC-7	177
	CC-11	176
	CC-14	173
	CR-1	178
	CR-2	179
	CR-3	180
	CRE-1	201
	CRE-3	201
	CRE-6	202
	CS-1	183
	CS-2	184
	CS-3	185

Weld Type		Page #
	CS-7	186
	CS-8	183
	CS-9	184
	CS-23	185
	CS-27	186
	CS-32	187
	CS-33	187
	CS-34	188
	CS-35	188
	CS-36	189
	CS-37	189
	RR-1	180
	RS-1	197
	RS-2	197
	Single Shots	181-182

CC-1
TYPE MOLDS
Horizontal End to End
For Metric Conductors

MOLDS FOR METRIC CONDUCTORS					
Cable Size (mm^2)	Mold #	Price Key	Weld Metal	Handle Clamps	Lead Time
10	M-10038	4	15	B-106	2
16	M-10040	4	25	B-106	2
25	M-3004	4	32	B-106	2
30	M-2842	4	32	B-106	2
35	M-3005	4	32	B-106	2
50	M-3006	4	45	B-106	2
8 mm Ø	M-2849	4	45	B-106	2
70	M-3008	4	65	B-106	2
10 mm Ø	M-2910	4	65	B-106	2
95	M-3010	4	90	B-106	2
120	M-3011	4	115	B-106	2
150	M-3012	4	115	B-106	2
185	M-3013	4	150	B-106	2
240	M-3014	4	200	B-106	2
300	M-3015	4	250	B-106	2

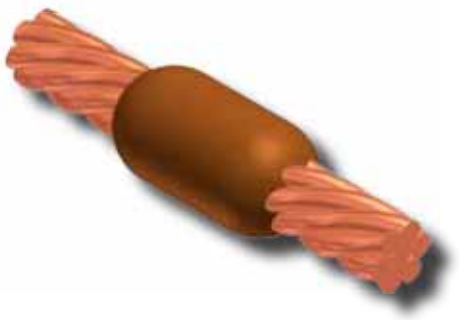

CC-14
TYPE MOLDS
Horizontal Parallel through Cables
For Metric Conductors

MOLDS FOR METRIC CONDUCTORS						
Cable (mm^2)		Mold #	Price Key	Weld Metal	Handle Clamps	Lead Time
Run	Tap					
10	10	M-10698	4	45	B-106	4
16	16	M-10699	4	65	B-106	4
25	25	M-10700	4	45	B-106	4
30	30	M-10701	4	45	B-106	4
35	35	M-10702	4	65	B-106	4
	25	M-10703	4	65	B-106	4
8 mm Ø	8 mm Ø	M-10704	4	90	B-106	4
50	50	M-10237	4	90	B-106	4
	35	M-3128	4	90	B-106	4
	25	M-10705	4	90	B-106	4
10 mm Ø	10 mm Ø	M-10706	4	115	B-106	4
70	70	M-4689	4	90	B-106	2
	50	M-10707	4	90	B-106	4
	35	M-10708	4	90	B-106	4
	25	M-10709	4	90	B-106	4
95	95	M-3126	4	200	B-106	4
	70	M-10710	4	150	B-106	4
	50	M-3127	4	150	B-106	4
	35	M-10711	4	115	B-106	4
120	120	M-8677	4	200	B-106	2
	95	M-10239	4	200	B-106	4
	70	M-10712	4	200	B-106	4
	50	M-10238	4	150	B-106	4



- **For sizes not listed, contact thermOweld®.**
- For heavy duty connections, contact thermOweld®.
- For molds with wear plates, see page 93.
- For expedited service, contact thermOweld®.
- To order weld metal for use with EZ Lite Remote® insert TW before and EZ after weld metal number.
- Required Tools;
  Handle Clamps w/ Flint Ignitor (see chart for correct handles)
  38-0309-00 ~ Flint Ignitor or 38-EZLT-RU EZ Lite Remote®
- Other recommended accessories;
  38-3922-00 ~ Mold Cleaning Brush
  38-0135-00 ~ Cable Cleaning Brush
  38-0330-00 ~ Cable Clamp

CC-2

TYPE MOLDS

Horizontal Cable Tap to Horizontal Cable Run

For Metric Conductors

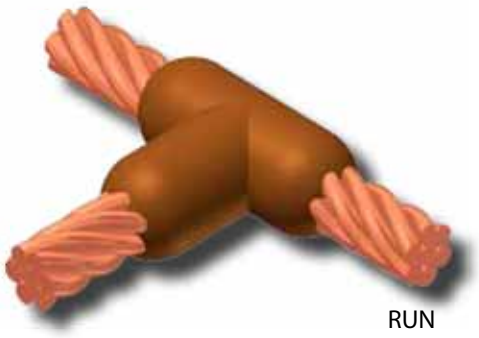

TAP RUN

MOLDS FOR METRIC CONDUCTORS						
Cable (mm^2)		Mold #	Price Key	Weld Metal	Handle Clamps	Lead Time
Run	Tap					
10	10	M-10780	4	32	B-106	4
16	16	M-10781	4	32	B-106	2
25	25	M-3021	4	45	B-106	2
5.6 mm Ø	5.6 mm Ø	M-2914	4	45	B-106	4
30	30	M-2915	4	45	B-106	4
35	35	M-3022	4	45	B-106	2
	25	M-3023	4	45	B-106	2
8 mm Ø	8 mm Ø	M-2949	4	65	B-106	2
50	50	M-3024	4	90	B-106	2
	35	M-3025	4	65	B-106	2
	25	M-3026	4	65	B-106	2
10 mm Ø	10 mm Ø	M-2916	4	90	B-106	2
70	70	M-3031	4	90	B-106	2
	50	M-3033	4	90	B-106	2
	35	M-3034	4	65	B-106	2
	25	M-3035	4	65	B-106	2
95	95	M-3041	4	115	B-106	2
	70	M-3043	4	90	B-106	2
	50	M-3045	4	90	B-106	2
	35	M-3046	4	90	B-106	2
120	120	M-3047	4	150	B-106	2
	95	M-3048	4	150	B-106	2
	70	M-3051	4	90	B-106	2
	50	M-3052	4	90	B-106	2
150	150	M-3053	4	200	B-106	2
	120	M-3054	4	150	B-106	2
	95	M-3055	4	150	B-106	2
	70	M-3057	4	90	B-106	2
185	185	M-3059	4	200	B-106	2
	150	M-3060	4	200	B-106	2
	120	M-3061	4	200	B-106	2
	95	M-3062	4	150	B-106	2
240	240	M-3065	4	2-150	B-106	2
	185	M-3066	4	200	B-106	2
	150	M-3067	4	200	B-106	2
	120	M-3068	4	200	B-106	2
300	300	M-3071	5	2-200	B-107	2
	240	M-3072	5	2-200	B-107	2
	185	M-3073	4	250	B-106	2
	150	M-3074	4	200	B-106	2

- **For sizes not listed, contact thermOweld®.**
- For heavy duty connections, contact thermOweld®.
- For molds with wear plates, see page 93.
- For expedited service, contact thermOweld®.
- To order weld metal for use with EZ Lite Remote® insert TW before and EZ after weld metal number.
- Required Tools;
  Handle Clamps w/ Flint Ignitor (see chart for correct handles)
  38-0309-00 ~ Flint Ignitor or 38-EZLT-RU EZ Lite Remote®
- Other recommended accessories;
  40-0319-01 ~ Mold Cleaner for cartridge sizes #15-#65
  40-0319-03 ~ Mold Cleaner for cartridge sizes #90-#500
  38-3922-00 ~ Mold Cleaning Brush
  38-0135-00 ~ Cable Cleaning Brush
  38-0330-00 ~ Cable Clamp

CC-4

TYPE MOLDS

Horizontal to Horizontal Cable Cross

For Metric Conductors

Tap cable is cut

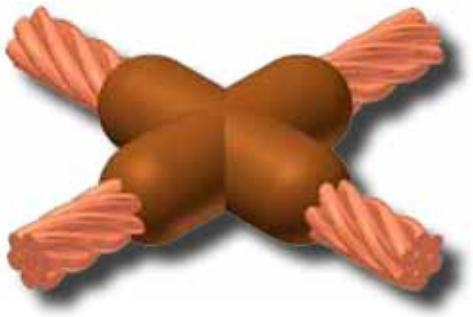

MOLDS FOR METRIC CONDUCTORS						
Cable (mm^2)		Mold #	Price Key	Weld Metal	Handle Clamps	Lead Time
Run	Tap					
10	10	M-10856	4	32	B-106	4
16	16	M-10782	4	45	B-106	2
25	25	M-3147	4	45	B-106	2
30	30	M-2926	4	45	B-106	4
35	35	M-3148	4	65	B-106	2
	25	M-3149	4	65	B-106	2
8 mm Ø	8 mm Ø	M-2950	4	90	B-106	2
50	50	M-3150	4	90	B-106	2
	35	M-3151	4	90	B-106	2
	25	M-3152	4	90	B-106	2
10 mm Ø	10 mm Ø	M-2928	4	115	B-106	2
70	70	M-3157	4	115	B-106	2
	50	M-3159	4	115	B-106	2
	35	M-3160	4	115	B-106	2
	25	M-3161	4	115	B-106	2
95	95	M-3167	4	150	B-106	2
	70	M-3169	4	150	B-106	2
	50	M-3171	4	115	B-106	2
	35	M-3172	4	115	B-106	2
120	120	M-3173	4	200	B-106	2
	95	M-3174	4	200	B-106	2
	70	M-3176	4	150	B-106	2
	50	M-3178	4	150	B-106	2
150	150	M-3179	4	250	B-106	2
	120	M-3180	4	250	B-106	2
	95	M-3181	4	200	B-106	2
	70	M-3183	4	150	B-106	2
185	185	M-3185	4	250	B-106	2
	150	M-3186	4	250	B-106	2
	120	M-3187	4	250	B-106	2
	95	M-3188	4	200	B-106	2
240	240	M-3191	5	500	B-107	2
	185	M-3192	5	2-200	B-107	2
	150	M-3193	5	2-200	B-107	2
	120	M-3194	5	2-150	B-107	2
300	300	M-3197	5	3-200	B-107	2
	240	M-3198	5	3-200	B-107	2
	185	M-3199	5	500	B-107	2
	150	M-3200	5	500	B-107	4
	120	M-3201	5	2-200	B-107	2
	95	M-3202	5	2-200	B-107	2

- **For sizes not listed, contact thermOweld®.**
- For heavy duty connections, contact thermOweld®.
- For expedited service, contact thermOweld®.
- To order weld metal for use with EZ Lite Remote® insert TW before and EZ after weld metal number.
- Required Tools;
  Handle Clamps w/ Flint Ignitor (see chart for correct handles)
  38-0309-00 ~ Flint Ignitor or 38-EZLT-RU EZ Lite Remote®
- Other recommended accessories;
  40-0319-01 ~ Mold Cleaner for cartridge sizes #15-#65
  40-0319-03 ~ Mold Cleaner for cartridge sizes #90-#500
  38-3922-00 ~ Mold Cleaning Brush
  38-0135-00 ~ Cable Cleaning Brush
  38-0330-00 ~ Cable Clamp

CC-6

TYPE MOLDS

Horizontal Parallel Tap

For Metric Conductors

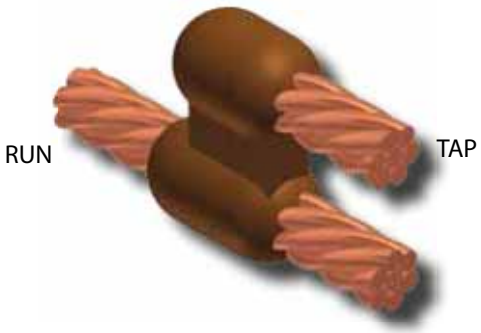

MOLDS FOR METRIC CONDUCTORS						
Cable (mm^2)		Mold #	Price Key	Weld Metal	Handle Clamps	Lead Time
Run	Tap					
10	10	M-10783	4	25	B-106	4
16	16	M-9993	4	32	B-106	2
25	25	M-2971	4	45	B-106	4
30	30	M-3269	4	65	B-106	4
35	35	M-3432	4	65	B-106	4
	25	M-4254	4	65	B-106	4
50	50	M-4260	4	90	B-106	2
	35	M-4290	4	65	B-106	4
	25	M-4291	4	65	B-106	4
70	70	M-3234	4	115	B-106	2
	50	M-4292	4	115	B-106	2
	35	M-3237	4	90	B-106	4
	25	M-3238	4	90	B-106	2
95	95	M-4302	4	150	B-106	2
	70	M-4303	4	115	B-106	2
	50	M-4311	4	115	B-106	2
	35	M-4319	4	115	B-106	4
120	120	M-4325	4	200	B-106	2
	95	M-4337	4	200	B-106	2
	70	M-4338	4	150	B-106	2
	50	M-4347	4	115	B-106	2

CC-11

TYPE MOLDS

Horizontal to Horizontal Cable Cross

For Metric Conductors



MOLDS FOR METRIC CONDUCTORS						
Cable (mm^2)		Mold #	Price Key	Weld Metal	Handle Clamps	Lead Time
Run	Tap					
25	25	M-8762	4	65	B-106	4
35	35	M-4980	4	90	B-106	2
50	50	M-4981	22	150	B-106	2
70	70	M-4060	22	200	B-106	2
95	95	M-3732	22	250	B-106	4
120	120	M-4289	22	2-150	B-106	2
150	150	M-4749	23	2-200	B-107	2
185	185	M-4145	23	500	B-107	2
240	240	M-3044	23	3-200	B-107	2
300	300	M-3392	23	2-500	B-107	2

- **For sizes not listed, contact thermOweld®.**
- For heavy duty connections, contact thermOweld®.
- For molds with wear plates, see page 93.
- For expedited service, contact thermOweld®.
- To order weld metal for use with EZ Lite Remote® insert TW before and EZ after weld metal number.
- Required Tools;
  Handle Clamps w/ Flint Ignitor (see chart for correct handles)
  38-0309-00 ~ Flint Ignitor or 38-EZLT-RU EZ Lite Remote®
- Other recommended accessories;
  40-0319-01 ~ Mold Cleaner for cartridge sizes #15-#65 (CC-11 Molds Only)
  40-0319-03 ~ Mold Cleaner for cartridge sizes #90-#500 (CC-11 Molds Only)
  38-3922-00 ~ Mold Cleaning Brush
  38-0135-00 ~ Cable Cleaning Brush
  38-0330-00 ~ Cable Clamp

CC-7

TYPE MOLDS

Horizontal Parallel through Cables

For Metric Conductors

MOLDS FOR METRIC CONDUCTORS						
Cable (mm^2)		Mold #	Price Key	Weld Metal	Handle Clamps	Lead Time
Run	Tap					
10	10	M-10784	4	25	B-106	4
16	16	M-10785	4	32	B-106	4
25	25	M-3254	4	45	B-106	2
30	30	M-4348	4	45	B-106	4
35	35	M-3255	4	65	B-106	2
	25	M-3256	4	65	B-106	4
8 mm Ø	8 mm Ø	M-4643	4	90	B-106	2
50	50	M-3257	4	90	B-106	2
	35	M-3258	4	90	B-106	4
	25	M-3259	4	65	B-106	4
10 mm Ø	10 mm Ø	M-4350	4	115	B-106	4
70	70	M-3264	4	115	B-106	2
	50	M-3266	4	115	B-106	2
	35	M-3267	4	90	B-106	2
	25	M-3268	4	90	B-106	2
95	95	M-3274	4	150	B-106	2
	70	M-3276	4	115	B-106	4
	50	M-3278	4	115	B-106	2
	35	M-3279	4	115	B-106	4
120	120	M-3280	4	200	B-106	2
	95	M-3281	4	200	B-106	2
	70	M-3283	4	150	B-106	2
	50	M-3285	4	150	B-106	4
150	150	M-3286	5	2-150	B-107	2
	120	M-3287	4	250	B-106	2
	95	M-3288	4	200	B-106	2
	70	M-3290	4	150	B-106	4
185	185	M-3292	5	2-150	B-107	2
	150	M-3293	5	2-150	B-107	2
	120	M-3294	4	250	B-106	2
	95	M-3295	4	200	B-106	4
240	240	M-3298	5	2-200	B-107	2
	185	M-3299	5	2-150	B-107	4
	150	M-3300	5	2-150	B-107	4
	120	M-3301	4	250	B-106	2
300	300	M-3304	5	500	B-107	2
	240	M-3305	5	500	B-107	2
	185	M-3306	5	2-200	B-107	4
	150	M-3307	5	2-150	B-107	2

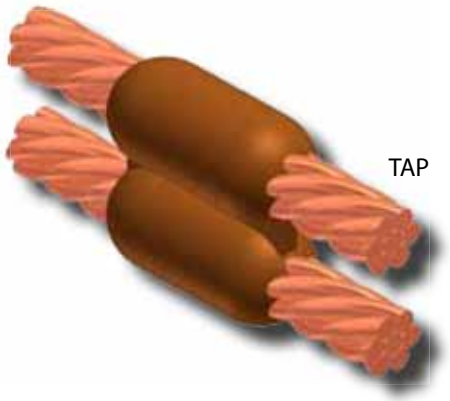

- **For sizes not listed, contact thermOweld®.**
- For heavy duty connections, contact thermOweld®.
- For molds with wear plates, see page 93.
- For expedited service, contact thermOweld®
- To order weld metal for use with EZ Lite Remote® insert TW before and EZ after weld metal number.

.• Required Tools;
  Handle Clamps w/ Flint Ignitor (see chart for correct handles)
  38-0309-00 ~ Flint Ignitor or 38-EZLT-RU EZ Lite Remote®

- Other recommended accessories;
  38-3922-00 ~ Mold Cleaning Brush
  38-0135-00 ~ Cable Cleaning Brush
  38-0330-00 ~ Cable Clamp

CR-1

TYPE MOLDS

Horizontal Cable Terminal to Ground Rod

For Metric Conductors



MOLDS FOR METRIC CONDUCTORS						
Ground Rod Size (mm)	Cable Size (mm^2)	Mold #	Price Key	Weld Metal	Handle Clamps	Lead Time
12.8	10	M-10786	4	45	B-106	4
	16	M-10787	4	65	B-106	4
	25	M-3321	4	65	B-106	4
	5.6 mm Ø	M-4351	4	65	B-106	4
	30	M-4352	4	65	B-106	4
	35	M-3322	4	65	B-106	2
	50	M-3323	4	65	B-106	2
	8 mm Ø	M-4644	4	65	B-106	4
	70	M-3325	4	90	B-106	4
	95	M-3327	4	90	B-106	4
	120	M-3328	4	90	B-106	4
14.3	5.6 mm Ø	M-4381	4	65	B-106	4
	25	M-3336	4	65	B-106	2
	30	M-4392	4	65	B-106	4
	35	M-3337	4	65	B-106	2
	50	M-3338	4	90	B-106	2
	8 mm Ø	M-4412	4	90	B-106	2
	70	M-3340	4	90	B-106	2
	95	M-3342	4	90	B-106	2
	120	M-3343	4	90	B-106	2
	150	M-3344	4	115	B-106	2
	185	M-3345	4	115	B-106	2
	240	M-3346	4	150	B-106	2
17.2	25	M-3354	4	65	B-106	2
	30	M-4413	4	65	B-106	4
	35	M-3355	4	65	B-106	2
	50	M-3356	4	90	B-106	2
	8 mm Ø	M-4414	4	90	B-106	4
	70	M-3358	4	90	B-106	2
	95	M-3360	4	90	B-106	2
	120	M-3361	4	90	B-106	2
	150	M-3362	4	115	B-106	2
	185	M-3363	4	115	B-106	2
	240	M-3364	4	150	B-106	2
	300	M-3365	4	200	B-106	2

- **For sizes not listed, contact thermOweld®.**
- For heavy duty connections, contact thermOweld®.
- For molds with wear plates, see page 93.
- For expedited service, contact thermOweld®.
- To order weld metal for use with EZ Lite Remote® insert TW before and EZ after weldmetal number.
- Required Tools;
  Handle Clamps w/ Flint Ignitor (see chart for correct handles)
  38-0309-00 ~ Flint Ignitor or 38-EZLT-RU EZ Lite Remote®
- Other recommended accessories;
  38-3922-00 ~ Mold Cleaning Brush
  38-0135-00 ~ Cable Cleaning Brush
  38-0304-00 ~ File
  38-0330-00 ~ Cable Clamp

CR-2

TYPE MOLDS

Horizontal Cable to Ground Rod

For Metric Conductors

MOLDS FOR METRIC CONDUCTORS						
Ground Rod Size (mm)	Cable Size (mm^2)	Mold #	Price Key	Weld Metal	Handle Clamps	Lead Time
12.8	10	M-10788	4	65	B-106	4
	16	M-10789	4	90	B-106	4
	25	M-3372	4	90	B-106	2
	5.6 mm Ø	M-4486	4	90	B-106	4
	30	M-4503	4	90	B-106	4
	35	M-3373	4	90	B-106	2
	50	M-3374	4	90	B-106	2
	8 mm Ø	M-4881	4	90	B-106	2
	70	M-3376	4	90	B-106	2
	95	M-3378	4	115	B-106	4
	120	M-3379	4	150	B-106	2
14.3	5.6 mm Ø	M-4505	4	90	B-106	4
	25	M-3387	4	90	B-106	2
	30	M-4513	4	90	B-106	4
	35	M-3388	4	90	B-106	2
	50	M-3389	4	90	B-106	2
	8 mm Ø	M-4515	4	90	B-106	2
	70	M-3391	4	115	B-106	2
	95	M-3393	4	115	B-106	2
	120	M-3394	4	150	B-106	2
	150	M-3395	4	200	B-106	2
	185	M-3396	4	200	B-106	2
	240	M-3397	4	250	B-106	2
17.2	25	M-3405	4	90	B-106	2
	30	M-4518	4	90	B-106	4
	35	M-3406	4	90	B-106	2
	50	M-3407	4	115	B-106	2
	8 mm Ø	M-4645	4	115	B-106	4
	70	M-3409	4	115	B-106	2
	95	M-3411	4	115	B-106	2
	120	M-3412	4	150	B-106	2
	150	M-3413	4	200	B-106	2
	185	M-3414	4	200	B-106	2
	240	M-3415	4	250	B-106	4
	300	M-3416	5	2-150	B-107	2



- **For sizes not listed, contact thermOweld®.**
- For heavy duty connections, contact thermOweld®.
- For molds with wear plates, see page 93.
- For expedited service, contact thermOweld®.
- To order weld metal for use with EZ Lite Remote® insert TW before and EZ after weld metal number.
- Required Tools;
  Handle Clamps w/ Flint Ignitor (see chart for correct handles)
  38-0309-00 ~ Flint Ignitor or 38-EZLT-RU EZ Lite Remote®
- Other recommended accessories;
  38-3922-00 ~ Mold Cleaning Brush
  38-0135-00 ~ Cable Cleaning Brush
  38-0304-00 ~ File
  38-0330-00 ~ Cable Clamp

CR-3

TYPE MOLDS

Horizontal Thru Cable to Ground Rod

For Metric Conductors

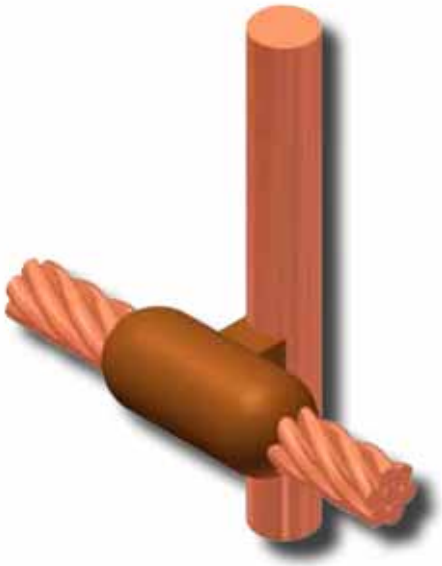

MOLDS FOR METRIC CONDUCTORS						
Ground Rod Size (mm)	Cable Size (mm^2)	Mold #	Price Key	Weld Metal	Handle Clamps	Lead Time
12.8	10	M-10790	24	65	B-106	4
	16	M-10791	24	90	B-106	4
	25	M-2804	24	90	B-106	2
	5.6 mm Ø	M-2805	24	90	B-106	4
	30	M-2808	24	90	B-106	4
	35	M-2813	24	90	B-106	2
	50	M-2815	24	115	B-106	2
	8 mm Ø	M-2816	24	115	B-106	4
	70	M-2818	24	115	B-106	2
	95	M-2819	24	115	B-106	2
	120	M-2821	24	150	B-106	4
14.3	5.6 mm Ø	M-2823	24	90	B-106	4
	30	M-2824	24	90	B-106	4
	35	M-2826	24	115	B-106	2
	50	M-2827	24	115	B-106	2
	8 mm Ø	M-2828	24	115	B-106	4
	70	M-2829	24	115	B-106	2
	95	M-2831	24	115	B-106	2
	120	M-2837	24	150	B-106	2
	150	M-2838	24	150	B-106	2
	185	M-2839	24	250	B-106	4
	240	M-2840	13	2-200	B-107	2
17.2	30	M-2841	24	90	B-106	4
	35	M-2844	24	90	B-106	2
	50	M-2845	24	115	B-106	2
	8 mm Ø	M-2846	24	115	B-106	4
	70	M-2847	24	150	B-106	2
	95	M-2848	24	150	B-106	2
	120	M-4882	24	200	B-106	2
	150	M-2850	24	250	B-106	2
	185	M-2851	13	2-200	B-107	2
	240	M-2852	13	500	B-107	2
	300	M-2853	13	3-200	B-107	2

RR-1

TYPE MOLDS

Ground Rod to Ground Rod

MOLDS FOR METRIC CONDUCTORS					
Ground Rod Size (mm)	Mold #	Price Key	Weld Metal	Handle Clamps	Lead Time
12.8	M-3624-H	17	250	B-106	4
14.3	M-3625-H	17	2-150	B-106	4
17.2	M-4522-H	17	2-200	B-106	4

- **For sizes not listed, contact thermOweld®.**
- For heavy duty connections, contact thermOweld®.
- For molds with wear plates, see page 93.
- For expedited service, contact thermOweld®.
- To order weld metal for use with EZ Lite Remote® insert TW before and EZ after weld metal number.
- Required Tools;
  Handle Clamps w/ Flint Ignitor (see chart for correct handles)
  38-0309-00 ~ Flint Ignitor or 38-EZLT-RU EZ Lite Remote®
- Other recommended accessories;
  38-3922-00 ~ Mold Cleaning Brush
  38-0135-00 ~ Cable Cleaning Brush (pg 40)
  38-0304-00 ~ File

SINGLE SHOT MOLDS

SINGLE SHOT MOLDS

thermOweld® Single Shot Molds are an economical way to make cable connections to the top of a ground rod. The Single Shot is a disposable single use ceramic mold that includes the weld metal and disc. Flint ignitor or EZ Lite Adapter (See page 182) must be purchased separately.



CR-1 CR-2

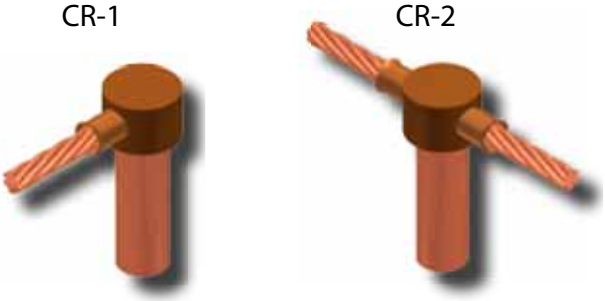



CR-25

Ground Rod Size (mm)	Cable Size (mm^2)	Type	Mold #	Lead Time
12.8	2.5-6	CR-1	M-8968	4
	10-16	CR-1	M-8969	4
	25-35	CR-1	M-8970	4
	2.5-6	CR-2	M-8971	4
	10-16	CR-2	M-8972	4
	25-35	CR-2	M-8973	4

Ground Rod Size (mm)	Cable Size (mm^2)	Type	Mold #	Lead Time
14.3	2.5-6	CR-1	M-8974	4
	10-16	CR-1	M-8975	4
	25-35	CR-1	M-8976	4
	50	CR-1	M-8977	4
	2.5-6	CR-2	M-8979	4
	10-16	CR-2	M-8980	4
	25-35	CR-2	M-8981	4
	50	CR-2	M-8982	4
	10-16	CR-25	M-8984	4
	25-35	CR-25	M-8985	4
	50	CR-25	M-8986	4

Ground Rod Size (mm)	Cable Size (mm^2)	Type	Mold #	Lead Time
17.2	2.5-6	CR-1	M-8987	4
	10-16	CR-1	M-8988	4
	25-35	CR-1	M-8989	4
	50	CR-1	M-8990	4
	70	CR-1	M-8991	4
	2.5-6	CR-2	M-8992	4
	10-16	CR-2	M-8993	4
	25-35	CR-2	M-8994	4
	50	CR-2	M-8995	4
	2.5-6	CR-25	M-8996	4
	10-16	CR-25	M-8997	4
	25-35	CR-25	M-8998	4
	50	CR-25	M-8999	4

SINGLE SHOT MOLD

EZ Lite Remote Adapter

Follow steps 1 thru 10 in the Welding Instructions "Weld Procedures" that comes with the Single Shot Mold for proper installation of mold onto ground rod and how to place weld metal into mold.

Replace step 11 in the Welding Instructions "Weld Procedures" with the following;

11. Discard ceramic lid included with mold. Slide EZ Lite Remote® Single Shot Adapter over mold as shown.

Continue the instructions steps 12 through 14 in the Welding Instructions "Weld Procedures" that comes with the Single Shot Mold to complete weld.

Part Number: 38-EZLT-SS

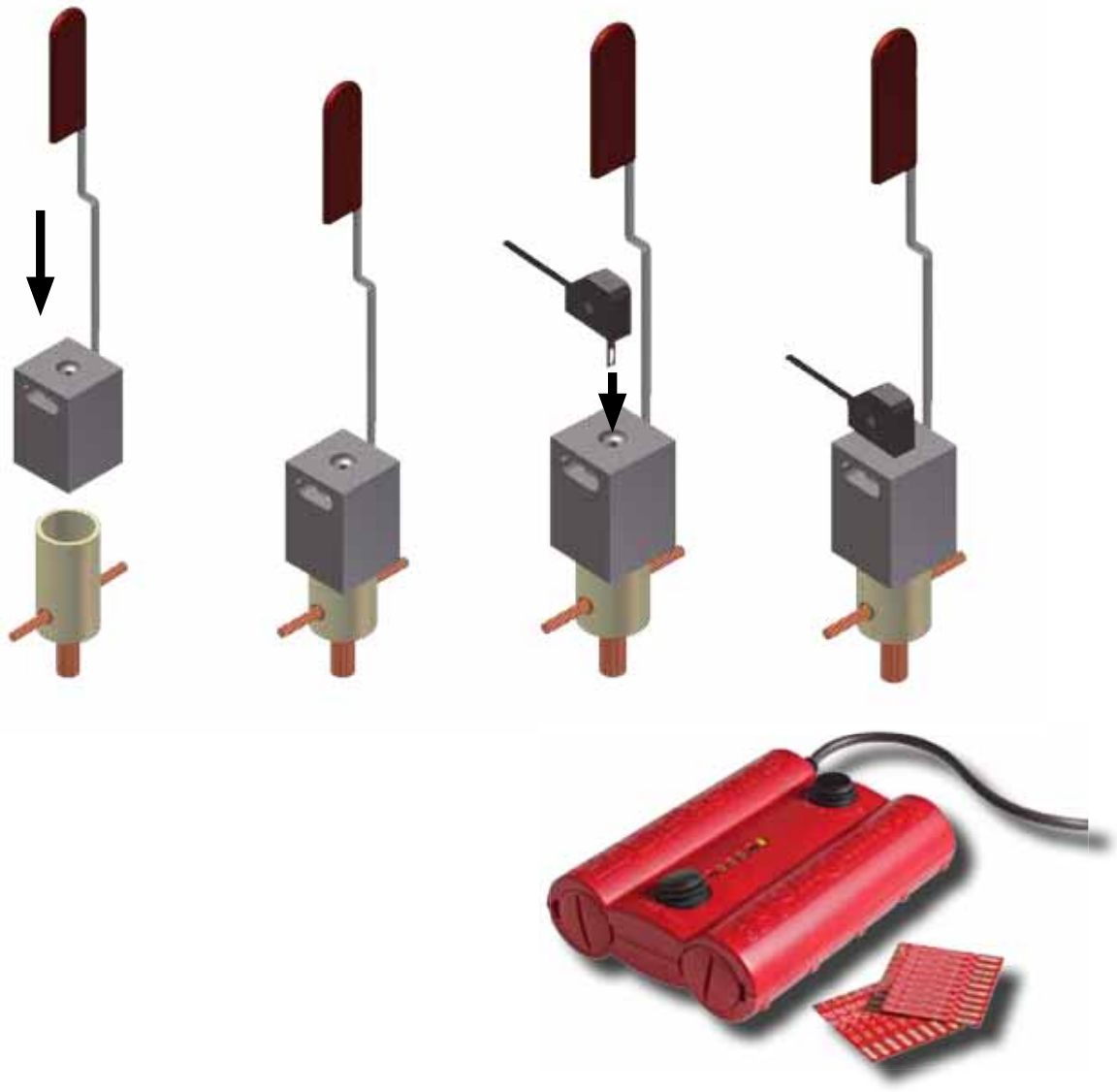

CS-1
TYPE MOLDS
Horizontal Cable to Horizontal Steel Surface
For Metric Conductors

Note that the cable is **OFF** the surface

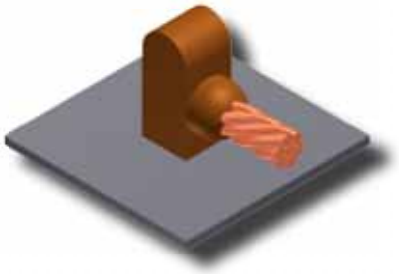

MOLDS FOR METRIC CONDUCTORS					
Cable Size (mm^2)	Mold #	Price Key	Weld Metal	Handle Clamps	Lead Time
8 mm Ø	M-4527	4	90	B-106	4
50	M-3419	4	90	B-106	2
10 mm Ø	M-4529	4	90	B-106	4
70	M-3421	4	90	B-106	2
95	M-3423	4	115	B-106	2
120	M-3424	4	115	B-106	2
150	M-3425	4	150	B-106	2
185	M-3426	4	200	B-106	4
240	M-3427	4	200	B-106	2
300	M-3428	4	250	B-106	4

CS-8
TYPE MOLDS
Horizontal Cable to Horizontal Steel Surface
For Metric Conductors

Note that the cable is **ON** the surface



MOLDS FOR METRIC CONDUCTORS					
Cable Size (mm^2)	Mold #	Price Key	Weld Metal	Handle Clamps	Lead Time
10	M-10792	3†	45	Included	2
16	M-10264	3†	45	Included	2
25	M-3479	3†	45	Included	2
30	M-4530	3†	45	Included	4
35	M-3480	3†	45	Included	2
8 mm Ø	M-4534	3†	45	Included	4
50	M-3481	3†	45	Included	2
10 mm Ø	M-4536	3†	65	Included	4
70	M-3483	3†	65	Included	2
95	M-3485	4	90	Included	2
120	M-3486	4	115	B-106	2
150	M-3487	4	150	B-106	4
185	M-3488	4	200	B-106	2
240	M-3489	4	200	B-106	2
300	M-3490	4	250	B-106	4

- **For sizes not listed, contact thermOweld®.**
- For heavy duty connections, contact thermOweld®.
- For expedited service, contact thermOweld®.
- To order weld metal for use with EZ Lite Remote® insert TW before and EZ after weld metal number.
- Required Tools;
  Handle Clamps w/ Flint Ignitor (see chart for correct handles)
  † ~ Sold complete with frame
  38-0309-00 ~ Flint Ignitor or 38-EZLT-RU EZ Lite Remote®
- Other recommended accessories;
  40-0319-01 ~ Mold Cleaner for cartridge sizes #15-#65 (Price Key 3 Molds Only)
  38-3922-00 ~ Mold Cleaning Brush
  38-0135-00 ~ Cable Cleaning Brush
  38-0101-00 ~ Rasp
  38-4129-00 ~ Packing Material for 50 mm^2 & Larger Molds (CS-8 Molds Only)

CS-2

TYPE MOLDS

Horizontal Thru Cable to Horizontal Steel Surface

For Metric Conductors

Note that the cable is **OFF** the surface

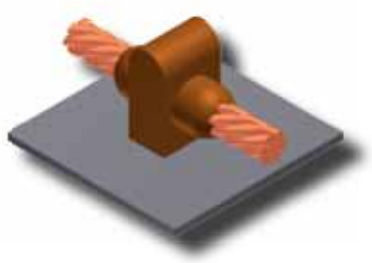

MOLDS FOR METRIC CONDUCTORS					
Cable Size (mm^2)	Mold #	Price Key	Weld Metal	Handle Clamps	Lead Time
8 mm Ø	M-4537	4	90	B-106	2
50	M-4538	4	90	B-106	2
10 mm Ø	M-4551	4	115	B-106	4
70	M-4552	4	115	B-106	2
95	M-4560	4	115	B-106	2
120	M-4585	4	150	B-106	2
150	M-4592	4	200	B-106	4
185	M-4602	4	250	B-106	4
240	M-4617	5	2-150	B-107	4
300	M-4622	5	2-200	B-107	4

CS-9

TYPE MOLDS

Horizontal Thru Cable to Horizontal Steel Surface

For Metric Conductors

Note that the cable is **ON** the surface



MOLDS FOR METRIC CONDUCTORS					
Cable Size (mm^2)	Mold #	Price Key	Weld Metal	Handle Clamps	Lead Time
10	M-10793	3†	45	Included	4
16	M-10794	3†	45	Included	4
25	M-3496	3†	45	Included	2
30	M-4638	3†	45	Included	4
35	M-3497	3†	45	Included	4
8 mm Ø	M-4641	4	90	B-106	4
50	M-3498	4	90	B-106	2
10 mm Ø	M-4653	4	115	B-106	4
70	M-3500	4	115	B-106	2
95	M-3502	4	115	B-106	2
120	M-3503	4	150	B-106	4
150	M-3504	4	200	B-106	4
185	M-3505	4	250	B-106	4
240	M-3506	5	2-150	B-107	4
300	USE TYPE CS-2				

- **For sizes not listed, contact thermOweld®.**
- For heavy duty connections, contact thermOweld®.
- For molds with wear plates, see page 93.
- For expedited service, contact thermOweld®.
- To order weld metal for use with EZ Lite Remote® insert TW before and EZ after weld metal number.
- Required Tools;
  Handle Clamps w/ Flint Ignitor (see chart for correct handles)
  † ~ Sold complete with frame
  38-0309-00 ~ Flint Ignitor or 38-EZLT-RU EZ Lite Remote®
- Other recommended accessories;
  40-0319-01 ~ Mold Cleaner for cartridge sizes #15-#65 (Price Key 3 Molds Only)
  38-3922-00 ~ Mold Cleaning Brush
  38-0135-00 ~ Cable Cleaning Brush
  38-0101-00 ~ Rasp
  38-4129-00 ~ Packing Material for 50 mm^2 & Larger Molds (CS-9 Molds Only)

CS-3
TYPE MOLDS
Angular Cable Drop to Vertical Steel Surface
For Metric Conductors

MOLDS FOR METRIC CONDUCTORS					
Cable Size (mm^2)	Mold #	Price Key	Weld Metal	Handle Clamps	Lead Time
10	M-10795	4	45	B-106	4
16	M-10796	4	45	B-106	4
25	M-3445	4	45	B-106	2
30	M-4670	4	45	B-106	4
35	M-3446	4	45	B-106	2
8 mm Ø	M-4672	4	90	B-106	2
50	M-3447	4	90	B-106	2
10 mm Ø	M-4691	4	115	B-106	2
70	M-3449	4	90	B-106	2
95	M-3451	4	115	B-106	2
120	M-3452	4	115	B-106	2
150	M-3453	4	115	B-106	4
185	M-3454	4	200	B-106	2
240	M-3455	4	200	B-106	2
300	M-3456	4	250	B-106	4

For connections to pipe, contact thermOweld®.

CS-23
TYPE MOLDS
Vertical Cable Drop to Vertical Steel Surface
For Copper-Clad Steel Conductors
Note that the cable is **OFF** the surface

MOLDS FOR METRIC CONDUCTORS					
Cable Size (mm^2)	Mold #	Price Key	Weld Metal	Handle Clamps	Lead Time
10	M-3070	4	45	B-106	4
16	M-10797	4	65	B-106	4
25	M-4679	4	65	B-106	2
30	M-10798	4	65	B-106	4
35	M-4114	4	65	B-106	2
8 mm Ø	M-10799	4	65	B-106	4
50	M-3140	4	115	B-106	2
70	M-4678	4	115	B-106	2
95	M-4601	4	150	B-106	2
120	M-3747	4	200	B-106	2
150	M-3080	4	200	B-106	4
185	M-9823	4	250	B-106	2
240	M-10800	17	2-150	B-106	4
300	M-10801	17	2-150	B-106	4



- **For sizes not listed, contact thermOweld®.**
- For heavy duty connections, contact thermOweld®.
- For molds with wear plates, see page 93.
- For expedited service, contact thermOweld®.
- To order weld metal for use with EZ Lite Remote® insert TW before and EZ after weld metal number.
- Required Tools;
  Handle Clamps w/ Flint Ignitor (see chart for correct handles)
  38-0309-00 ~ Flint Ignitor or 38-EZLT-RU EZ Lite Remote®
- Other recommended accessories;
  40-4431-00 ~ Magnetic Handle Clamp w/ B-106 Handles
  38-3922-00 ~ Mold Cleaning Brush
  38-0135-00 ~ Cable Cleaning Brush
  38-0101-00 ~ Rasp

CS-7

TYPE MOLDS

Overhead Vertical Tap Cable to Vertical Steel Surface

For Metric Conductors



MOLDS FOR METRIC CONDUCTORS					
Cable Size (mm^2)	Mold #	Price Key	Weld Metal	Handle Clamps	Lead Time
10	M-10802	4	65	B-106	4
16	M-10803	4	65	B-106	4
25	M-3462	4	65	B-106	4
30	M-4701	4	65	B-106	4
35	M-3463	4	65	B-106	4
8 mm Ø	M-4752	4	90	B-106	4
50	M-3464	4	90	B-106	2
10 mm Ø	M-4769	17	150	B-106	4
70	M-3466	17	150	B-106	2
95	M-3468	17	200	B-106	2
120	M-3469	17	200	B-106	2
150	M-3470	17	250	B-106	2
185	M-3471	6	2-150	B-107	2
240	M-3472	6	2-150	B-107	2
300	M-3473	6	2-200	B-107	4

CS-27

TYPE MOLDS

Horizontal Thru Cable to Vertical Steel Surface

For Metric Conductors

Note that the cable is **ON** the surface

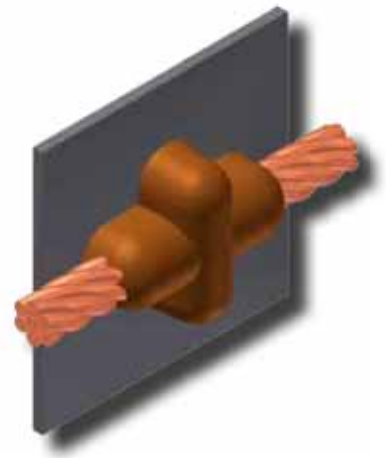

MOLDS FOR METRIC CONDUCTORS					
Cable Size (mm^2)	Mold #	Price Key	Weld Metal	Handle Clamps	Lead Time
10	M-10804	4	45	B-106	4
16	M-3522	4	45	B-106	4
25	M-3523	4	45	B-106	2
30	M-4779	4	45	B-106	4
35	M-3524	4	45	B-106	2
8 mm Ø	M-4780	4	65	B-106	4
50	M-3525	4	65	B-106	2
10 mm Ø	M-4833	4	115	B-106	4
70	M-3527	4	115	B-106	2
95	M-3529	4	150	B-106	2
120	M-3530	4	150	B-106	4
150	M-4757	17	200	B-106	4
185	M-4834	5	250	B-107	4
240	M-4835	5	2-150	B-107	4
300	M-2803	5	2-200	B-107	4

- **For sizes not listed, contact thermOweld®.**
- For heavy duty connections, contact thermOweld®.
- For expedited service, contact thermOweld®.
- To order weld metal for use with EZ Lite Remote® insert TW before and EZ after weld metal number.
- Required Tools;
  Handle Clamps w/ Flint Ignitor (see chart for correct handles)
  † ~ Sold complete with frame
  38-0309-00 ~ Flint Ignitor or 38-EZLT-RU EZ Lite Remote®
- Other recommended accessories;
  40-0319-01 ~ Mold Cleaner for cartridge sizes #15-#65 (Price Key 3 Molds Only)
  38-3922-00 ~ Mold Cleaning Brush
  38-0135-00 ~ Cable Cleaning Brush
  38-0101-00 ~ Rasp
  38-4129-00 ~ Packing Material for 50 mm^2 & Larger Molds (CS-27 Molds Only)

CS-32
TYPE MOLDS
Cathodic Protection
Horizontal Cable to Horizontal Steel Pipe
For Metric Conductors

MOLDS FOR METRIC CONDUCTORS						
Cable Size (mm^2)	Pipe Dia. in mm	Mold #	Price Key	Weld Metal	Handle Clamps	Lead Time
2.5, 4 & 6	up to 125	M-4146‡	3†	15CP	Included Optional: Magnetic Mold Support, Catalog Number 40-7202-00, See Page 146	2
2.5, 4 & 6	over 125	M-4147‡	3†	15CP		2
10	up to 125	M-4148	3†	15CP		2
	over 125	M-4149	3†	15CP		2
16	up to 125	M-4146	3†	15CP		2
	over 125	M-4147	3†	15CP		2
25	up to 70	M-4152	3†	25CP		2
	70 to 165	M-4153	3†	25CP		2
	over 165	M-4154	3†	25CP		2
30	up to 70	M-2833	3†	32CP		4
	70 to 165	M-2834	3†	32CP		4
	165 to 250	M-2835	3†	32CP		4
	over 250	M-2836	3†	32CP		4
35	up to 70	M-4155	3†	32CP		2
	70 to 165	M-4156	3†	32CP		2
	165 to 250	M-4157	3†	32CP		2
	over 250	M-4158	3†	32CP		2
50	up to 70	M-4159	3†	45CP		4
	70 to 165	M-4160	3†	45CP		2
	165 to 250	M-4161	3†	45CP		2
	over 250	M-4162	3†	45CP		2
70	up to 70	M-4163	3†	65CP		2
	70 to 165	M-4164	3†	65CP		2
	165 to 250	M-4165	3†	65CP		2
	over 250	M-4166	3†	65CP		2
‡ 38-4590 Sleeve/Weld Req'd						

CP Kit

CP Kit Contains
Flat to 125mm & Larger Pipe
(1) M-4147 Mold
(80) 15PS Cartridges*
Flint Ignitor
Mold Cleaner
Part #
38-4518-00

* Sleeves are included with the weld metal.

CS-33
TYPE MOLDS
Cathodic Protection
Horizontal Cable to Horizontal Cast Iron Pipe
For Metric Conductors

MOLDS FOR METRIC CONDUCTORS						
Cable Size (mm^2)	Pipe Dia. in mm	Mold #	Price Key	Weld Metal	Handle Clamps	Lead Time
2.5, 4 & 6	Flat Surface or 750 Dia and above pipe	M-4188‡	3†	25CI	Included Optional: Magnetic Mold Support, Catalog Number 40-7202-00, See Page 146	2
10		M-10024	3†	25CI		2
16		M-10805	3†	45CI		4
25		M-4191	3†	45CI		4
35		M-4192	3†	45CI		2
50		M-4193	3†	45CI		4
70		M-2868	3†	65CI		4
‡ 38-4590 Sleeve/Weld Req'd						

- **For sizes not listed, contact thermOweld®.**
- For expedited service, contact thermOweld®.
- To order weld metal for use with EZ Lite Remote® insert TW before and EZ after weld metal number.
- Required Tools;
  Handle Clamps w/ Flint Ignitor (see chart for correct handles)
  † ~ Sold complete with frame
  38-0309-00 ~ Flint Ignitor or 38-EZLT-RU EZ Lite Remote®
- Other recommended accessories;
  40-0319-01 ~ Mold Cleaner for cartridge sizes #15-#65 (Price Key 3 Molds Only)
  38-3922-00 ~ Mold Cleaning Brush
  38-0135-00 ~ Cable Cleaning Brush
  38-0101-00 ~ Rasp
  38-4129-00 ~ Packing Material for 50 mm^2 & Larger Molds

DO NOT use Type CS-33 molds on Soil Pipe (ASTM A74-82). A test weld should be made on a section of the pipe being used to determine the possibility of detrimental metallugical effects.

CS-34

TYPE MOLDS

Cathodic Protection

Horizontal Thru Cable to Horizontal Steel Pipe

For Metric Conductors

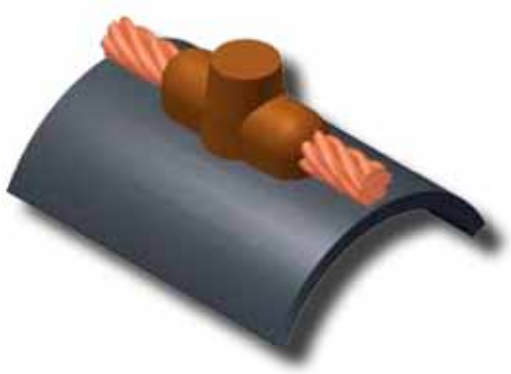

MOLDS FOR METRIC CONDUCTORS						
Cable Size (mm^2)	Pipe Dia. in mm	Mold #	Price Key	Weld Metal	Handle Clamps	Lead Time
2.5, 4 & 6	up to 105	M-4167‡	3†	25CP	Included Optional: Magnetic Mold Support, Catalog Number 40-7202-00, See Page 144	2
2.5, 4 & 6	over 105	M-4168‡	3†	25CP		2
10	up to 105	M-10806	3†	25CP		4
	over 105	M-10807	3†	25CP		4
16	up to 105	M-10808	3†	25CP		4
	over 105	M-10809	3†	25CP		2
25	up to 70	M-4173	3†	32CP		4
	70 to 165	M-4174	3†	32CP		4
	over 165	M-4175	3†	32CP		4
35	up to 70	M-4176	3†	45CP		2
	70 to 165	M-4177	3†	45CP		2
	165 to 250	M-4178	3†	45CP		2
	over 250	M-4179	3†	45CP		2
50	up to 70	M-4180	3†	65CP		4
	70 to 165	M-4181	3†	65CP		4
	165 to 250	M-4182	3†	65CP		4
	over 250	M-4183	3†	65CP		2
‡ (2) 38-4590 Sleeve/Weld Req'd						

CS-35

TYPE MOLDS

Cathodic Protection

Horizontal Thru Cable to Horizontal Cast Iron Pipe

For Metric Conductors

MOLDS FOR METRIC CONDUCTORS						
Cable Size (mm^2)	Pipe Dia. in mm	Mold #	Price Key	Weld Metal	Handle Clamps	Lead Time
2.5, 4 & 6	Flat	M-2876‡	3†	32CI	Included Optional: Magnetic Mold Support, Catalog Number 40-7202-00, See Page 144	4
10	Surface	M-10810	3†	32CI		4
16	or	M-10811	3†	45CI		4
25	750 Dia	M-2884	3†	45CI		4
35	and	M-2887	3†	45CI		2
50	above	M-2889	3†	65CI		4
70	pipe	M-2890	3†	65CI		4
‡ (2) 38-4590 Sleeve/Weld Req'd						

- **For sizes not listed, contact thermOweld®.**
- For expedited service, contact thermOweld®.
- To order weld metal for use with EZ Lite Remote® insert TW before and EZ after weld metal number.
- Required Tools;
  Handle Clamps w/ Flint Ignitor (see chart for correct handles)
  † ~ Sold complete with frame
  38-0309-00 ~ Flint Ignitor or 38-EZLT-RU EZ Lite Remote®
- Other recommended accessories;
  40-0319-01 ~ Mold Cleaner for cartridge sizes #15-#65 (Price Key 3 Molds Only)
  38-3922-00 ~ Mold Cleaning Brush
  38-0135-00 ~ Cable Cleaning Brush
  38-0101-00 ~ Rasp
  38-4129-00 ~ Packing Material for 50 mm^2 & Larger Molds

DO NOT use Type CS-35 molds on Soil Pipe (ASTM A74-82). A test weld should be made on a section of the pipe being used to determine the possibility of detrimental metallugical effects.

CS-36
TYPE MOLDS
Cathodic Protection
Angular Cable Drop to Vertical Steel Surface
For Metric Conductors

MOLDS FOR METRIC CONDUCTORS					
Cable Size (mm^2)	Mold #	Price Key	Weld Metal	Handle Clamps	Lead Time
10	M-10721	18	15CP	40-4565-00	2
16	M-10722	18	25CP	40-4565-00	2
25	M-4274	18	32CP	40-4565-00	2
30	M-10723	18	32CP	40-4565-00	4
35	M-9878	18	32CP	40-4565-00	2
50	M-10724	18	65CP	40-4565-00	4
70	M-10725	18	65CP	40-4565-00	4

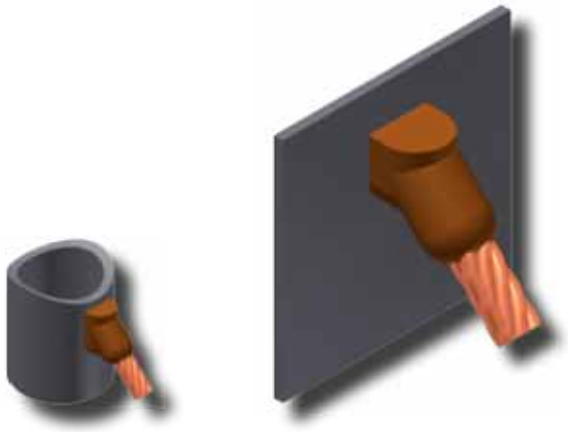

For connections to pipe, contact thermOweld®.

CS-37
TYPE MOLDS
Cathodic Protection
Angular Cable Drop to Vertical Cast Iron Surface
For Metric Conductors

MOLDS FOR METRIC CONDUCTORS					
Cable Size (mm^2)	Mold #	Price Key	Weld Metal	Handle Clamps	Lead Time
10	M-10726	18	45CI	40-4565-00	4
16	M-10727	18	45CI	40-4565-00	4
25	M-10728	18	45CI	40-4565-00	4
30	M-10729	18	45CI	40-4565-00	4
35	M-10730	18	45CI	40-4565-00	4
8 mm Ø	M-10731	18	65CI	40-4565-00	4
50	M-10732	18	65CI	40-4565-00	4
10 mm Ø	M-10733	18	65CI	40-4565-00	4
70	M-10734	18	2-45CI	40-4565-00	4

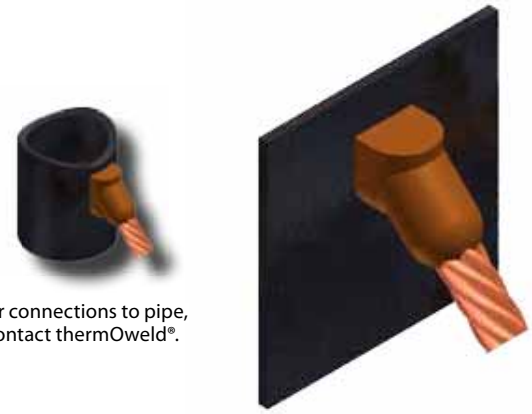

For connections to pipe, contact thermOweld®.

- **For sizes not listed, contact thermOweld®.**
- For heavy duty connections, contact thermOweld®.
- For expedited service, contact thermOweld®.
- To order weld metal for use with EZ Lite Remote® insert TW before and EZ after weld metal number.
- Required Tools;
  Handle Clamps w/ Flint Ignitor (see chart for correct handles)
  38-0309-00 ~ Flint Ignitor or 38-EZLT-RU EZ Lite Remote®
- Other recommended accessories;
  40-4431-00 ~ Magnetic Handle Clamp w/ B-106 Handles
  38-3922-00 ~ Mold Cleaning Brush
  38-0135-00 ~ Cable Cleaning Brush
  38-0101-00 ~ Rasp

DO NOT use Type CS-37 molds on Soil Pipe (ASTM A74-82). A test weld should be made on a section of the pipe being used to determine the possibility of detrimental metallugical effects.

CB-1

TYPE MOLDS

Horizontal Cable Tap to Horizontal Lug or Bus

For Metric Conductors



MOLDS FOR METRIC CONDUCTORS						
Cable Size (mm^2)	Lug Size (mm)	Mold #	Price Key	Weld Metal	Handle Clamps	Lead Time
10	2 X 20	M-10812	4	32	B-106	4
16	2 X 20	M-10813	4	32	B-106	4
25	2 X 20	M-3534	4	32	B-106	4
35	2 X 20	M-3535	4	32	B-106	4
30	2 X 25	M-3536	4	45	B-106	4
50	2 X 25	M-3537	4	45	B-106	4
	3 X 25	M-3538	4	65	B-106	2
8 mm Ø	2 X 25	M-3539	4	45	B-106	2
	3 X 25	M-3540	4	65	B-106	2
70	3 X 25	M-3541	4	65	B-106	2
	4 X 25	M-3544	4	65	B-106	2
10 mm Ø	3 X 25	M-3545	4	65	B-106	4
	4 X 25	M-3548	4	65	B-106	4
95	4 X 25	M-3549	4	90	B-106	4
	5 X 25	M-3550	4	90	B-106	4
120	5 X 25	M-3551	4	90	B-106	2
	5 X 30	M-3552	4	115	B-106	2
150	5 X 30	M-3553	4	115	B-106	4
	5 X 40	M-3554	4	150	B-106	4
185	5 X 40	M-3555	4	150	B-106	2
	5 X 50	M-3556	5	200	B-107	4
240	5 X 50	M-3557	5	200	B-107	4
	6 X 50	M-3558	5	2-150	B-107	2
300	6 X 50	M-3559	5	2-150	B-107	2
	8 X 50	M-3560	5	2-200	B-107	4

CB-33

TYPE MOLDS

Horizontal Cable Tap to Horizontal Lug or Bus

For Metric Conductors



MOLDS FOR METRIC CONDUCTORS								
Cable Size (mm^2)	Lug Size	Mold #	Price Key	Weld Metal	Handle Clamps	Lead Time	One Hole Lug #	Two Hole Luge #
25	3.18 X 25.4	M-10735	4	32	B-106	4	38-4294-00	38-3575-00
35	3.18 X 25.4	M-10736	4	32	B-106	4	38-4294-00	38-3575-00
50	3.18 X 25.4	M-10737	4	45	B-106	4	38-4294-00	38-3575-00
70	3.18 X 25.4	M-4915	4	45	B-106	2	38-4294-00	38-3575-00
95	4.76 X 25.4	M-10738	4	65	B-106	4	38-4293-00	38-4297-00
120	4.76 X 25.4	M-4284	4	65	B-106	2	38-4293-00	38-4297-00
150	6.35 X 25.4	M-10739	4	90	B-106	4	38-4295-00	38-4298-00
185	6.35 X 25.4	M-10740	4	90	B-106	4	38-4295-00	38-4298-00
240	6.35 X 25.4	M-10741	4	150	B-106	4	38-4295-00	38-4298-00

- **For sizes not listed, contact thermOweld®.**
- For heavy duty connections, contact thermOweld®.
- For molds with wear plates, see page 93.
- For expedited service, contact thermOweld®.
- To order weld metal for use with EZ Lite Remote® insert TW before and EZ after weld metal number.
- Required Tools;
  Handle Clamps w/ Flint Ignitor (see chart for correct handles)
  38-0309-00 ~ Flint Ignitor or 38-EZLT-RU EZ Lite Remote®
- Other recommended accessories;
  38-3922-00 ~ Mold Cleaning Brush
  38-0135-00 ~ Cable Cleaning Brush

CB-4

TYPE MOLDS

For Metric Conductors

Horizontal Cable Tap to Horizontal Bus

For AWG Conductors

MOLDS FOR METRIC CONDUCTORS						
Cable Size (mm^2)	Bus Bar Size (mm)	Mold #	Price Key	Weld Metal	Handle Clamps	Lead Time
10	2 X 20	M-10814	4	25	B-106	4
16	2 X 20	M-10815	4	32	B-106	4
25	2 X 20	M-3563	4	25	B-106	2
35	2 X 20	M-3565	4	32	B-106	2
30	2 X 25	M-3566	4	45	B-106	4
50	2 X 25	M-3567	4	45	B-106	2
	3 X 25	M-3568	4	45	B-106	2
8 mm Ø	2 X 25	M-3569	4	45	B-106	4
	3 X 25	M-3570	4	45	B-106	2
70	3 X 25	M-3571	4	65	B-106	2
	4 X 25	M-3572	4	65	B-106	2
10 mm Ø	3 X 25	M-3575	4	65	B-106	2
	4 X 25	M-3576	4	65	B-106	2
95	4 X 25	M-3579	4	90	B-106	2
	5 X 25	M-3580	4	90	B-106	4
120	5 X 25	M-3581	4	90	B-106	2
	5 X 30	M-3582	4	115	B-106	2
150	5 X 30	M-3583	4	115	B-106	2
	5 X 40	M-3584	4	115	B-106	2
185	5 X 40	M-3585	4	150	B-106	4
	5 X 50	M-3586	4	150	B-106	2
240	5 X 50	M-3587	4	200	B-106	2
	6 X 50	M-3588	4	250	B-106	2
300	6 X 50	M-3589	5	2-150	B-107	2
	8 X 50	M-3590	5	2-200	B-107	2

- **For sizes not listed, contact thermOweld®.**
- Molds listed are for concentric stranded cable.
- For heavy duty connections, contact thermOweld®.
- For expedited service, contact thermOweld®.
- To order weld metal for use with EZ Lite Remote® insert TW before and EZ after weld metal number.
- Required Tools;
  Handle Clamps w/ Flint Ignitor (see chart for correct handles)
  38-0309-00 ~ Flint Ignitor or 38-EZLT-RU EZ Lite Remote®
- Other recommended accessories;
  40-0319-01 ~ Mold Cleaner for cartridge sizes #15-#65
  40-0319-03 ~ Mold Cleaner for cartridge sizes #90-#500
  38-3922-00 ~ Mold Cleaning Brush
  38-0135-00 ~ Cable Cleaning Brush

CB-5

TYPE MOLDS

Horizontal Bus Tap to Horizontal Cable Run

For Metric Conductors

MOLDS FOR METRIC CONDUCTORS						
Cable Size (mm^2)	Bus Bar Size (mm)	Mold #	Price Key	Weld Metal	Handle Clamps	Lead Time
10	2 X 20	M-10816	4	45	B-106	4
16	2 X 20	M-10817	4	45	B-106	4
25	2 X 20	M-3595	4	45	B-106	4
35	2 X 20	M-3596	4	45	B-106	2
30	2 X 25	M-3597	4	65	B-106	4
50	2 X 25	M-3598	4	65	B-106	4
	3 X 25	M-3599	4	65	B-106	2
8 mm Ø	2 X 25	M-3600	4	65	B-106	4
	3 X 25	M-3601	4	65	B-106	4
70	3 X 25	M-3602	4	90	B-106	2
	4 X 25	M-3603	4	115	B-106	2
10 mm Ø	3 X 25	M-3606	4	115	B-106	4
	4 X 25	M-3607	4	150	B-106	4
95	4 X 25	M-3610	4	150	B-106	4
	5 X 25	M-3611	4	150	B-106	4
120	5 X 25	M-3612	4	150	B-106	4
	5 X 30	M-3613	4	200	B-106	4
150	5 X 30	M-3614	4	200	B-106	4
	5 X 40	M-3615	4	250	B-106	4
185	5 X 40	M-3616	4	250	B-106	4
	5 X 50	M-3617	5	2-150	B-107	4
240	5 X 50	M-3618	5	2-150	B-107	2
	6 X 50	M-3619	5	2-200	B-107	2
300	6 X 50	M-3620	5	2-250	B-107	2
	8 X 50	M-3621	5	2-250	B-107	2

- **For sizes not listed, contact thermOweld®.**
- For heavy duty connections, contact thermOweld®.
- For molds with wear plates, see page 93.
- For expedited service, contact thermOweld®.
- To order weld metal for use with EZ Lite Remote® insert TW before and EZ after weld metal number.
- Required Tools;
  Handle Clamps w/ Flint Ignitor (see chart for correct handles)
  38-0309-00 ~ Flint Ignitor or 38-EZLT-RU EZ Lite Remote®
- Other recommended accessories;
  40-0319-01 ~ Mold Cleaner for cartridge sizes #15-#65
  40-0319-03 ~ Mold Cleaner for cartridge sizes #90-#500
  38-3922-00 ~ Mold Cleaning Brush
  38-0135-00 ~ Cable Cleaning Brush

BB-1
TYPE MOLDS
Horizontal Bus End to End

MOLDS FOR METRIC CONDUCTORS					
Bus Bar Size (mm)	Mold #	Price Key	Weld Metal	Handle Clamps	Lead Time
2 X 20	M-3628	4	45	B-106	4
2 X 25	M-3629	4	65	B-106	4
2 X 30	M-3630	4	65	B-106	2
3 X 20	M-3631	4	45	B-106	4
3 X 25	M-3632	4	65	B-106	2
3 X 30	M-3633	4	90	B-106	4
3 X 40	M-3634	4	115	B-106	4
4 X 25	M-3635	4	90	B-106	4
4 X 30	M-3636	4	115	B-106	4
4 X 40	M-3637	4	150	B-106	4
5 X 30	M-3638	4	115	B-106	2
5 X 40	M-3639	4	150	B-106	2
5 X 50	M-3640	4	200	B-106	2
6 X 40	M-3641	4	200	B-106	2
6 X 50	M-3642	4	250	B-106	2
6 X 60	M-3643	4	250	B-106	4
6 X 80	M-3644	5	2-200	B-107	4
8 X 50	M-3645	5	2-150	B-107	2
8 X 60	M-3646	5	2-200	B-107	4
8 X 80	M-3647	5	500	B-107	4
10 X 60	M-3648	5	500	B-107	4
10 X 80	M-3649	5	3-200	B-107	4



BB-7
TYPE MOLDS
Horizontal Flat Bus End to End

MOLDS FOR METRIC CONDUCTORS					
Bus Bar Size (mm)	Mold #	Price Key	Weld Metal	Handle Clamps	Lead Time
2 X 20	M-3804	4	45	B-106	4
2 X 25	M-3805	4	45	B-106	4
2 X 30	M-3806	4	65	B-106	2
3 X 20	M-3807	4	45	B-106	2
3 X 25	M-3808	4	65	B-106	2
3 X 30	M-3809	4	65	B-106	2
3 X 40	M-3810	4	65	B-106	4
3 X 50	M-3811	4	90	B-106	2
4 X 20	M-3812	4	65	B-106	4
4 X 25	M-3813	4	90	B-106	4
4 X 30	M-3814	4	90	B-106	2
4 X 40	M-3815	4	115	B-106	2
5 X 20	M-3816	4	90	B-106	4
5 X 25	M-3817	4	90	B-106	4
5 X 30	M-3818	4	115	B-106	2
5 X 40	M-3819	4	150	B-106	2
5 X 50	M-3820	5	200	B-107	2
6 X 25	M-3821	4	115	B-106	2
6 X 30	M-3822	4	150	B-106	4
6 X 40	M-3823	4	200	B-106	2
6 X 50	M-3824	5	250	B-107	2
6 X 60	M-3825	5	2-150	B-107	4
8 X 50	M-3826	5	2-150	B-107	2
8 X 60	M-3827	5	2-200	B-107	4
10 X 50	M-3828	5	2-200	B-107	4
10 X 60	M-3829	5	500	B-107	4



- **For sizes not listed, contact thermOweld®.**
- For heavy duty connections, contact thermOweld®.
- For expedited service, contact thermOweld®.
- To order weld metal for use with EZ Lite Remote® insert TW before and EZ after weld metal number.
- Required Tools;
  Handle Clamps w/ Flint Ignitor (see chart for correct handles)
  38-0309-00 ~ Flint Ignitor or 38-EZLT-RU EZ Lite Remote®
- Other recommended accessories;
  40-0319-01 ~ Mold Cleaner for cartridge sizes #15-#65 (BB-7 Molds Only)
  40-0319-03 ~ Mold Cleaner for cartridge sizes #90-#500 (BB-7 Molds Only)
  38-3922-00 ~ Mold Cleaning Brush
  38-0305-00 ~ Card Cloth Brush

BB-3

TYPE MOLDS

Vertical Drop Tap to Horizontal Run

For Metric Conductors



MOLDS FOR METRIC CONDUCTORS					
Bus Bar Size (mm)	Mold #	Price Key	Weld Metal	Handle Clamps	Lead Time
2 X 20	M-3703	4	45	B-106	4
2 X 25	M-3704	4	65	B-106	4
2 X 30	M-3705	4	65	B-106	2
3 X 20	M-3706	4	65	B-106	2
3 X 25	M-3707	4	65	B-106	2
3 X 30	M-3708	4	90	B-106	4
3 X 40	M-3709	4	115	B-106	4
4 X 25	M-3710	4	90	B-106	2
4 X 30	M-3711	4	115	B-106	2
4 X 40	M-3712	4	150	B-106	4
5 X 30	M-3713	4	115	B-106	2
5 X 40	M-3714	4	150	B-106	4
5 X 50	M-3715	4	200	B-106	4
6 X 40	M-3716	4	200	B-106	2
6 X 50	M-3717	4	250	B-106	2
6 X 60	M-3718	5	2-150	B-107	4
6 X 80	M-3719	6	2-200	B-107	4
8 X 50	M-3720	4	2-150	B-106	2
8 X 60	M-3721	5	2-200	B-107	4
8 X 80	M-3722	6	500	B-107	4
10 X 60	M-3723	5	500	B-107	4
10 X 80	M-3724	6	3-200	B-107	4

BB-14

TYPE MOLDS

Horizontal Flat Bus Run and Tap

For Metric Conductors



MOLDS FOR METRIC CONDUCTORS					
Bus Bar Size (mm)	Mold #	Price Key	Weld Metal	Handle Clamps	Lead Time
2 X 20	M-3831	4	45	B-106	4
2 X 25	M-3832	4	45	B-106	4
2 X 30	M-3833	4	65	B-106	2
3 X 20	M-3834	4	45	B-106	4
3 X 25	M-3835	4	65	B-106	2
3 X 30	M-3836	4	65	B-106	2
3 X 40	M-3837	4	90	B-106	4
4 X 20	M-3838	4	65	B-106	2
4 X 25	M-3839	4	90	B-106	2
4 X 30	M-3840	4	90	B-106	2
4 X 40	M-3841	4	115	B-106	2
5 X 20	M-3842	4	90	B-106	4
5 X 25	M-3843	4	90	B-106	2
5 X 30	M-3844	4	115	B-106	2
5 X 40	M-3845	4	150	B-106	2
5 X 50	M-3846	5	200	B-107	2
6 X 40	M-3847	4	200	B-106	2
6 X 50	M-3848	5	250	B-107	2
6 X 60	M-3849	5	2-150	B-107	4
8 X 50	M-3850	5	2-150	B-107	2
8 X 60	M-3851	5	2-200	B-107	4
10 X 60	M-3852	5	500	B-107	4

- **For sizes not listed, contact thermOweld®.**
- For heavy duty connections, contact thermOweld®.
- For expedited service, contact thermOweld®.
- To order weld metal for use with EZ Lite Remote® insert TW before and EZ after weld metal number.
- Required Tools;
  Handle Clamps w/ Flint Ignitor (see chart for correct handles)
  38-0309-00 ~ Flint Ignitor or 38-EZLT-RU EZ Lite Remote®
- Other recommended accessories;
  40-0319-01 ~ Mold Cleaner for cartridge sizes #15-#65 (BB-41 Molds Only)
  40-0319-03 ~ Mold Cleaner for cartridge sizes #90-#500 (BB-41 Molds Only)
  38-3922-00 ~ Mold Cleaning Brush
  38-0305-00 ~ Card Cloth Brush

BB-2

TYPE MOLDS

Horizontal to Vertical at Right Angle

MOLDS FOR METRIC CONDUCTORS					
Bus Bar Size (mm)	Mold #	Price Key	Weld Metal	Handle Clamps	Lead Time
2 X 20	M-10831	4	45	B-106	4
2 X 25	M-10832	4	45	B-106	4
2 X 30	M-10833	4	45	B-106	4
3 X 20	M-4514	4	45	B-106	2
3 X 25	M-4509	4	45	B-106	2
3 X 30	M-10834	4	65	B-106	4
3 X 40	M-5977	4	65	B-106	4
4 X 25	M-10835	4	90	B-106	4
4 X 30	M-10836	4	90	B-106	4
4 X 40	M-10837	4	115	B-106	4
5 X 30	M-10838	4	115	B-106	4
5 X 40	M-9976	4	150	B-106	2
5 X 50	M-10839	4	200	B-106	4
6 X 40	M-10840	4	200	B-106	4
6 X 50	M-4472	4	250	B-106	2
6 X 60	M-10841	5	2-150	B-107	4
6 X 80	M-10842	5	2-200	B-107	4
8 X 50	M-10843	5	2-200	B-107	4
8 X 60	M-10844	5	500	B-107	4
8 X 80	M-10845	6	3-200	B-107	4
10 X 60	M-10846	5	500	B-107	4
10 X 80	M-10847	6	3-200	B-107	4

BB-40

TYPE MOLDS

Horizontal Flat Bus Cross



MOLDS FOR METRIC CONDUCTORS					
Bus Bar Size (mm)	Mold #	Price Key	Weld Metal	Handle Clamps	Lead Time
3 X 25	M-3748	4	150	B-106	2
6 X 25	M-4966	5	2-150	B-107	2

BB-41

TYPE MOLDS

Horizontal to Horizontal Flat Bus



MOLDS FOR METRIC CONDUCTORS					
Bus Bar Size (mm)	Mold #	Price Key	Weld Metal	Handle Clamps	Lead Time
2 X 20	M-9807	4	45	B-106	4
2 X 25	M-4344	4	65	B-106	2
2 X 30	M-9796	4	65	B-106	4
3 X 20	M-9797	4	65	B-106	2
3 X 25	M-4935	4	65	B-106	2
3 X 30	M-9798	4	90	B-106	4
3 X 40	M-10848	4	115	B-106	4
3 X 50	M-4123	4	115	B-106	4
4 X 20	M-9811	4	115	B-106	2
4 X 25	M-9800	4	90	B-106	4
4 X 30	M-9801	4	90	B-106	2
4 X 40	M-9802	4	150	B-106	2
5 X 20	M-10849	4	115	B-106	4
5 X 25	M-6902	4	115	B-106	4
5 X 30	M-9803	4	115	B-106	2
5 X 40	M-9804	4	150	B-106	4
5 X 50	M-9805	5	200	B-106	2
6 X 25	M-9386	4	200	B-106	2
6 X 30	M-10850	4	200	B-106	4
6 X 40	M-9767	4	200	B-106	2
6 X 50	M-3370	5	250	B-107	2
6 X 60	M-10851	5	2-150	B-107	4
8 X 50	M-10852	5	2-200	B-107	4
8 X 60	M-10853	5	500	B-107	4
10 X 50	M-10854	5	500	B-107	4
10 X 60	M-10855	5	3-200	B-107	4

- **For sizes not listed, contact thermOweld®.**
- For heavy duty connections, contact thermOweld®.
- For expedited service, contact thermOweld®.
- To order weld metal for use with EZ Lite Remote® insert TW before and EZ after weld metal number.
- Required Tools;
  Handle Clamps w/ Flint Ignitor (see chart for correct handles)
  38-0309-00 ~ Flint Ignitor or 38-EZLT-RU EZ Lite Remote®
- Other recommended accessories;
  40-0319-01 ~ Mold Cleaner for cartridge sizes #15-#65 (BB-41 Molds Only)
  40-0319-03 ~ Mold Cleaner for cartridge sizes #90-#500 (BB-41 Molds Only)
  38-3922-00 ~ Mold Cleaning Brush
  38-0305-00 ~ Card Cloth Brush

BS-1

TYPE MOLDS

Vertical Tap to Vertical Steel Surface

For Metric Conductors



MOLDS FOR METRIC CONDUCTORS					
Bus Bar Size (mm)	Mold #	Price Key	Weld Metal	Handle Clamps	Lead Time
2 X 20	M-4066	4	65	B-106	4
2 X 25	M-4067	4	90	B-106	4
2 X 30	M-4068	4	90	B-106	2
3 X 20	M-4069	4	65	B-106	4
3 X 25	M-4070	4	90	B-106	2
3 X 30	M-4071	4	90	B-106	4
3 X 40	M-4072	4	150	B-106	4
4 X 25	M-4073	4	90	B-106	2
4 X 30	M-4074	4	115	B-106	4
4 X 40	M-4075	4	200	B-106	4
5 X 30	M-4076	4	150	B-106	2
5 X 40	M-4077	4	200	B-106	2
5 X 50	M-4078	4	250	B-106	2
6 X 40	M-4079	4	250	B-106	4
6 X 50	M-4080	5	2-150	B-107	4
6 X 60	M-4081	5	2-200	B-107	4
6 X 80	M-4082	5	500	B-107	4
8 X 50	M-4083	5	2-200	B-107	4
8 X 60	M-4084	5	500	B-107	4
8 X 80	M-4085	5	3-200	B-107	4
10 X 60	M-4086	5	3-200	B-107	4
10 X 80	M-4087	5	3-250	B-107	4

BS-2

TYPE MOLDS

Horizontal Tap to Horizontal Steel Surface

For Metric Conductors



MOLDS FOR METRIC CONDUCTORS					
Bus Bar Size (mm)	Mold #	Price Key	Weld Metal	Handle Clamps	Lead Time
2 X 20	M-4090	4	65	B-106	4
2 X 25	M-4091	4	90	B-106	4
3 X 20	M-4092	4	90	B-106	4
3 X 25	M-4093	4	90	B-106	2
3 X 30	M-4094	4	115	B-106	4
3 X 40	M-4095	4	115	B-106	4
4 X 25	M-4096	4	90	B-106	4
4 X 30	M-4097	4	150	B-106	4
4 X 40	M-4098	4	200	B-106	4
5 X 30	M-4099	4	200	B-106	4
5 X 40	M-4100	4	200	B-106	2
5 X 50	M-4101	5	2-150	B-107	4
6 X 40	M-4102	4	250	B-106	4
6 X 50	M-4103	5	2-150	B-107	4
8 X 50	M-4104	5	2-200	B-107	4

- **For sizes not listed, contact thermOweld®.**
- For heavy duty connections, contact thermOweld®.
- For expedited service, contact thermOweld®.
- To order weld metal for use with EZ Lite Remote® insert TW before and EZ after weld metal number.
- Required Tools;
  Handle Clamps w/ Flint Ignitor (see chart for correct handles)
  38-0309-00 ~ Flint Ignitor or 38-EZLT-RU EZ Lite Remote®
- Other recommended accessories;
  38-3922-00 ~ Mold Cleaning Brush
  38-0306-00 ~ Card Cloth Brush
  38-0101-00 ~ Rasp

BS-3

TYPE MOLDS

Horizontal Thru Bar to Horizontal Steel Surface

For Metric Conductors

MOLDS FOR METRIC CONDUCTORS					
Bus Bar Size (mm)	Mold #	Price Key	Weld Metal	Handle Clamps	Lead Time
2 X 20	M-2892	4	65	B-106	4
2 X 25	M-2893	4	90	B-106	4
3 X 20	M-2909	4	90	B-106	4
3 X 25	M-2911	4	115	B-106	2
3 X 30	M-2912	4	115	B-106	2
3 X 40	M-2913	4	150	B-106	4
4 X 25	M-2939	4	115	B-106	4
4 X 30	M-2940	4	150	B-106	4
4 X 40	M-2954	4	200	B-106	4
5 X 30	M-2985	4	200	B-106	4
5 X 40	M-2986	4	250	B-106	4
5 X 50	M-2989	4	250	B-106	2
6 X 50	M-2990	4	250	B-106	4
8 X 60	M-4257	5	2-150	B-107	4
10 X 60	M-4266	5	2-200	B-107	4



- **For sizes not listed, contact thermOweld®.**
- For heavy duty connections, contact thermOweld®.
- For expedited service, contact thermOweld®
- To order weld metal for use with EZ Lite Remote® insert TW before and EZ after weld metal number.
- Required Tools;
  Handle Clamps w/ Flint Ignitor (see chart for correct handles)
  38-0309-00 ~ Flint Ignitor or 38-EZLT-RU EZ Lite Remote®
- Other recommended accessories;
  38-3922-00 ~ Mold Cleaning Brush
  38-0306-00 ~ Card Cloth Brush
  38-0101-00 ~ Rasp

RS-1/RS-2

TYPE MOLDS

Horizontal and Vertical Stud to Steel

MOLDS FOR METRIC CONDUCTORS						
Stud Size (mm)	Type RS-1	Type RS-2	Price Key	Weld Metal	Handle Clamps	Lead Time
6	M-10742	M-10744	4	25	B-106	4
8	M-10743	M-10745	4	32	B-106	4
10	M-2891	M-4382	4	45	B-106	4
12	M-4285	M-4383	4	65	B-106	4
16	M-2822	M-4471	4	115	B-106	4



RS-1

RS-2

- **For sizes not listed, contact thermOweld®.**
- For heavy duty connections, contact thermOweld®.
- Molds for copper studs available, contact thermOweld®.
- For expedited service, contact thermOweld®.
- To order weld metal for use with EZ Lite Remote® insert TW before and EZ after weld metal number.
- Required Tools;
  Handle Clamps w/ Flint Ignitor (see chart for correct handles)
  38-0309-00 ~ Flint Ignitor or 38-EZLT-RU EZ Lite Remote®
- Other recommended accessories;
  38-3922-00 ~ Mold Cleaning Brush
  38-0101-00 ~ Rasp

BR-1

TYPE MOLDS

Horizontal Bus Terminal to Ground Rod

For Metric Conductors



MOLDS FOR METRIC CONDUCTORS						
Ground Rod Size (mm)	Bus Bar Size (mm)	Mold #	Price Key	Weld Metal	Handle Clamps	Lead Time
12.8	2 X 20	M-3912	4	65	B-106	4
	2 X 25	M-3913	4	65	B-106	4
	2 X 30	M-3914	4	90	B-106	4
	3 X 20	M-3915	4	90	B-106	4
	3 X 25	M-3916	4	90	B-106	4
	3 X 30	M-3917	4	90	B-106	4
	3 X 40	M-3918	4	90	B-106	4
	3 X 50	M-3919	4	115	B-106	4
	4 X 20	M-3920	4	90	B-106	4
	4 X 25	M-3921	4	90	B-106	4
14.3	2 X 30	M-3922	4	115	B-106	4
	3 X 20	M-3923	4	90	B-106	4
	3 X 25	M-3924	4	90	B-106	2
	3 X 30	M-3925	4	115	B-106	4
	3 X 40	M-3926	4	115	B-106	4
	3 X 50	M-3927	4	150	B-106	4
	4 X 20	M-3928	4	90	B-106	4
	4 X 25	M-3929	4	115	B-106	2
	5 X 25	M-3930	4	115	B-106	4
	5 X 30	M-3931	4	150	B-106	2
	5 X 40	M-3932	4	150	B-106	4
	5 X 50	M-3933	4	200	B-106	4
	6 X 25	M-3934	4	150	B-106	2
	6 X 30	M-3935	4	150	B-106	2
	6 X 40	M-3936	4	200	B-106	4
	6 X 50	M-3937	5	200	B-107	4
17.2	2 X 30	M-3938	4	150	B-106	4
	3 X 20	M-3939	4	115	B-106	4
	3 X 25	M-3940	4	150	B-106	2
	3 X 30	M-3941	4	150	B-106	4
	3 X 40	M-3942	4	200	B-106	4
	3 X 50	M-3943	5	2-150	B-107	4
	4 X 20	M-3944	4	150	B-106	4
	4 X 25	M-3945	4	150	B-106	4
	5 X 25	M-3946	4	150	B-106	4
	5 X 30	M-3947	4	200	B-106	4
	5 X 40	M-3948	4	200	B-106	4
	5 X 50	M-3853	5	2-150	B-107	4
	6 X 25	M-3854	4	200	B-106	4
	6 X 30	M-3855	4	250	B-106	4
	6 X 40	M-3856	5	2-150	B-107	4
	6 X 50	M-3857	5	2-200	B-107	4

- **For sizes not listed, contact thermOweld®.**
- For heavy duty connections, contact thermOweld®.
- For expedited service, contact thermOweld®.
- To order weld metal for use with EZ Lite Remote® insert TW before and EZ after weld metal number.
- Required Tools;
  Handle Clamps w/ Flint Ignitor (see chart for correct handles)
  38-0309-00 ~ Flint Ignitor or 38-EZLT-RU EZ Lite Remote®
- Other recommended accessories;
  38-3922-00 ~ Mold Cleaning Brush
  38-0135-00 ~ Cable Cleaning Brush
  38-0304-00 ~ File
  38-0330-00 ~ Cable Clamp

BR-2

TYPE MOLDS

Horizontal Bus to Ground Rod

For Metric Conductors



MOLDS FOR METRIC CONDUCTORS						
Ground Rod Size (mm)	Bus Bar Size (mm)	Mold #	Price Key	Weld Metal	Handle Clamps	Lead Time
12.8	2 X 20	M-3949	4	65	B-106	4
	2 X 25	M-3950	4	65	B-106	4
	2 X 30	M-3951	4	90	B-106	4
	3 X 20	M-3952	4	90	B-106	4
	3 X 25	M-3953	4	90	B-106	4
	3 X 30	M-3954	4	90	B-106	4
	3 X 40	M-3955	4	90	B-106	4
	3 X 50	M-3956	4	115	B-106	4
	4 X 20	M-3957	4	90	B-106	4
	4 X 25	M-3958	4	90	B-106	4
14.3	2 X 30	M-3959	4	90	B-106	4
	3 X 20	M-3960	4	90	B-106	4
	3 X 25	M-3961	4	90	B-106	4
	3 X 30	M-3962	4	115	B-106	4
	3 X 40	M-3963	4	150	B-106	4
	3 X 50	M-3964	4	200	B-106	4
	4 X 20	M-3965	4	90	B-106	4
	4 X 25	M-3966	4	115	B-106	2
	5 X 25	M-3967	4	115	B-106	4
	5 X 30	M-3968	4	150	B-106	2
	5 X 40	M-3969	4	150	B-106	4
	5 X 50	M-3970	4	200	B-106	4
	6 X 25	M-3971	4	150	B-106	2
	6 X 30	M-3972	4	150	B-106	4
	6 X 40	M-3973	4	200	B-106	2
	6 X 50	M-3974	4	250	B-106	2
17.2	2 X 30	M-3975	4	150	B-106	4
	3 X 20	M-3976	4	150	B-106	4
	3 X 25	M-3977	4	150	B-106	2
	3 X 30	M-3978	4	150	B-106	4
	3 X 40	M-3979	4	200	B-106	4
	3 X 50	M-3980	5	2-150	B-107	2
	4 X 20	M-3981	4	150	B-106	4
	4 X 25	M-3982	4	200	B-106	4
	5 X 25	M-3983	4	150	B-106	4
	5 X 30	M-3984	4	200	B-106	2
	5 X 40	M-3985	4	200	B-106	4
	5 X 50	M-3986	5	2-150	B-107	4
	6 X 25	M-3987	4	200	B-106	2
	6 X 30	M-3988	4	250	B-106	2
	6 X 40	M-3989	4	250	B-106	4
	6 X 50	M-3858	5	2-150	B-107	4

- **For sizes not listed, contact thermOweld®.**
- For heavy duty connections, contact thermOweld®.
- For expedited service, contact thermOweld®.
- To order weld metal for use with EZ Lite Remote® insert TW before and EZ after weld metal number.
- Required Tools;
  Handle Clamps w/ Flint Ignitor (see chart for correct handles)
  38-0309-00 ~ Flint Ignitor or 38-EZLT-RU EZ Lite Remote®
- Other recommended accessories;
  38-3922-00 ~ Mold Cleaning Brush
  38-0135-00 ~ Cable Cleaning Brush
  38-0304-00 ~ File
  38-0330-00 ~ Cable Clamp

BR-7

TYPE MOLDS

Horizontal Bus to Ground Rod

For Metric Conductors



MOLDS FOR METRIC CONDUCTORS						
Ground Rod Size (mm)	Bus Bar Size (mm)	Mold #	Price Key	Weld Metal	Handle Clamps	Lead Time
12.8	2 X 30	M-10818	4	115	B-106	4
14.3		M-10819	4	115	B-106	4
17.2		M-10820	4	115	B-106	4
12.8	3 X 25	M-10821	4	150	B-106	4
14.3		M-4851	4	150	B-106	2
17.2		M-9311	4	200	B-106	4
12.8	6 X 50 & Wider	M-10822	4	150	B-106	4
14.3		M-9747	5	200	B-107	4
17.2		M-9781	5	200	B-107	4

BR-3

TYPE MOLDS

Horizontal Thru Bus to Ground Rod

For Metric Conductors



MOLDS FOR METRIC CONDUCTORS						
Ground Rod Size (mm)	Bus Bar Size (mm)	Mold #	Price Key	Weld Metal	Handle Clamps	Lead Time
12.8	3 X 25	M-10778	24	200	B-106	4
14.3	3 X 25	M-2919	24	200	B-106	4
17.2	3 X 25	M-10779	24	2-200	B-106	4

- **For sizes not listed, contact thermOweld®.**
- For heavy duty connections, contact thermOweld®.
- For expedited service, contact thermOweld®.
- To order weld metal for use with EZ Lite Remote® insert TW before and EZ after weld metal number.
- Required Tools;
  Handle Clamps w/ Flint Ignitor (see chart for correct handles)
  38-0309-00 ~ Flint Ignitor or 38-EZLT-RU EZ Lite Remote®
- Other recommended accessories;
  38-3922-00 ~ Mold Cleaning Brush
  38-0135-00 ~ Cable Cleaning Brush
  38-0304-00 ~ File
  38-0330-00 ~ Cable Clamp

CRE-1
TYPE MOLDS
Horizontal Parallel Tap
For Metric Conductors

MOLDS FOR AWG CONDUCTORS							
Rebar Size (mm)	Cable Size (mm^2)	Mold #	Packing Mat'l # See Note	Price Key	Weld Metal	Handle Clamps	Lead Time
12	25	M-10746	38-0329	4	45	B-106	4
	35	M-10747	38-0329	4	45	B-106	4
	50	M-8789	38-0329	4	90	B-106	2
	70	M-8790	38-0329	4	90	B-106	2
	95	M-8787	38-0329	4	90	B-106	2
16	25	M-10748	38-0329	4	45	B-106	4
	35	M-10749	38-0329	4	45	B-106	4
	50	M-8782	38-0329	4	90	B-106	2
	70	M-8793	38-0329	4	90	B-106	2
	95	M-8813	38-0329	4	115	B-106	2
22 & Larger	35	M-10750	38-4062	14†	45	Included	4
	50	M-10751	38-4062	14†	90	Included	4
	70	M-10752	38-4062	14†	90	Included	4
	95	M-10753	38-4062	14†	115	Included	4



CRE-3
TYPE MOLDS
Horizontal thru Cable to Vertical Rebar
For Metric Conductors

MOLDS FOR AWG CONDUCTORS							
Rebar Size (mm)	Cable Size (mm^2)	Mold #	Packing Mat'l # See Note	Price Key	Weld Metal	Handle Clamps	Lead Time
12	25	M-10823	38-0329	24	90	B-106	4
	35	M-10824	38-0329	24	90	B-106	4
	50	M-10825	38-0329	24	115	B-106	4
	70	M-10826	38-0329	24	115	B-106	4
	95	M-10827	38-0329	24	150	B-106	4
16	25	M-10828	38-0329	24	90	B-106	4
	35	M-9892	38-0329	24	90	B-106	2
	50	M-10829	38-0329	24	115	B-106	4
	70	M-3297	38-0329	24	115	B-106	2
	95	M-3302	38-0329	24	150	B-106	2
22 & Larger	35	M-10830	38-4063	4	115	B-106	4
	50	M-9998	38-4063	4	115	B-106	2
	70	M-9285	38-4063	4	115	B-106	2
	95	M-9288	38-4063	4	150	B-106	2



- **For sizes not listed, contact thermOweld®.**
- For heavy duty connections, contact thermOweld®.
- For expedited service, contact thermOweld®.
- To order weld metal for use with EZ Lite Remote® insert TW before and EZ after weld metal number.
- Required Tools;
  Handle Clamps w/ Flint Ignitor (see chart for correct handles)
  † ~ Sold complete with frame
  38-0309-00 ~ Flint Ignitor or 38-EZLT-RU EZ Lite Remote®
- Other recommended accessories;
  38-3922-00 ~ Mold Cleaning Brush
  38-0135-00 ~ Cable Cleaning Brush
  38-0304-00 ~ File

PACKING MATERIAL NOTES

A packing material is necessary when making thermOweld® connections to Rebar. Packing Material 38-0329-00 is copper shim stock. Packing Material No.'s 38-4061-00, 38-4062-00 and 38-4063-00 are a ceramic fiber material and can be used for **one** connection only. Be sure to specify Packing Material No. when ordering Mold and Weld Metal.

CRE-6

TYPE MOLDS

Horizontal Cable Tap to Vertical Rebar

For Metric Conductors

MOLDS FOR AWG CONDUCTORS							
Rebar Size (mm)	Cable Size (mm^2)	Mold #	Packing Mat'l # See Note	Price Key	Weld Metal	Handle Clamps	Lead Time
12	25	M-10766	38-0329	4	65	B-106	4
	35	M-10767	38-0329	4	65	B-106	4
	50	M-10768	38-0329	4	115	B-106	4
	70	M-3740	38-0329	4	115	B-106	4
	95	M-10769	38-0329	4	150	B-106	4
16	25	M-10770	38-0329	4	65	B-106	4
	35	M-10771	38-0329	4	65	B-106	4
	50	M-10772	38-0329	4	115	B-106	4
	70	M-4263	38-0329	4	115	B-106	2
	95	M-10773	38-0329	4	150	B-106	4
22 & Larger	25	M-10774	38-4063	4	65	B-106-32	4
	35	M-47	38-4063	4	65	B-106-32	2
	50	M-4113	38-4063	4	115	B-106-32	2
	70	M-3876	38-4063	4	115	B-106-32	2
	95	M-8692	38-4063	4	150	B-106-32	2

BRE-8

TYPE MOLDS

Horizontal Bus Tap to Vertical Rebar

For Metric Conductors

MOLDS FOR AWG CONDUCTORS							
Rebar Size (mm)	Bus Bar Size (mm)	Mold #	Packing Mat'l # See Note	Price Key	Weld Metal	Handle Clamps	Lead Time
12	3 X 25	M-3668	38-0329	17	115	B-106	4
16		M-10775	38-0329	17	200	B-106	4
22		M-10776	38-0329	7	250	B-106	4
25		M-3669	38-0329	7	250	B-106	4
32		M-10777	38-0329	7	250	B-106	4

- **For sizes not listed, contact thermOweld®.**
- For heavy duty connections, contact thermOweld®.
- For expedited service, contact thermOweld®.
- To order weld metal for use with EZ Lite Remote® insert TW before and EZ after weld metal number.
- Required Tools;
  Handle Clamps w/ Flint Ignitor (see chart for correct handles)
  38-0309-00 ~ Flint Ignitor or 38-EZLT-RU EZ Lite Remote®
- Other recommended accessories;
  38-3922-00 ~ Mold Cleaning Brush
  38-0135-00 ~ Cable Cleaning Brush
  38-0304-00 ~ File

PACKING MATERIAL NOTES

A packing pad is necessary when making thermOweld® connections to Rebar. Packing Material 38-0329-00 is copper shim stock. Packing Material No.'s 38-4061, 38-4062 and 38-4063 are a ceramic fiber material and can be used for **one** connection only. Be sure to specify Packing Material No. when ordering Mold and Weld Metal.

Section 10

Grounding Products

Description ..... Page #

10.1 Ground Rods and Accessories 204-205
10.2 Copper Ground Plates 206
10.3 Pole Plates 207
10.4 T-Wrap 208
10.5 Rebar Bonds 209
10.6 Contact-GM 210-211
10.7 Chemical Ground Rod Kits 212-213
10.8 Ground Access Wells 214-215
10.9 Ground Bars 216-220
10.10 Standoff Insulators & Mounting Brackets 221
10.11 Signal Reference Grid (SRG) 222
10.12 Low Impedence Risers (L.I.R.) & Low Emissions System 223
10.13 Cable to Floor Pedestal & SRG Connections 223-224
10.14 Cable to Steel & Cable to Copper Lug Connections 224
10.15 Round-Wire Signal Reference Grid & Ground Pedestal Clamps 225-226
10.16 Computer Room Ground Clamps 226
10.17 Prefabricated Copper Ground Mesh: UL Listed 227-229
10.18 Pipe Clamps, Universal Pipe Clamps & Fence Clamp Assemblies 230-232
10.19 Fence Fabric Ground Clamps 233
10.20 Flexible Gate Jumpers & Fence Gate Assemblies 234-237
10.21 Split Bolts 238
10.22 Water Pipe Ground Clamps 238

GROUND RODS

UL Listed

Copper Bonded Ground Rods

Manufactured from high tensile low carbon steel by molecularly bonding 99.9% pure electrolytic copper. These ground rods are UL-467 listed and have a minimum copper thickness of 10 mils.

Copper Bonded Ground Rods			
Catalog #	Rod Dia	Length	Copper Thickness
38-4635-06	1/2"	8'	10 mils
38-4635-01	5/8"	8'	10 mils
38-4635-70‡	5/8"	8'	13 mils
38-4635-00	5/8"	10'	10 mils
38-4635-03	3/4"	8'	10 mils
38-4635-04	3/4"	10'	10 mils

‡ This rod meets UL and RUS requirements

UL Listed

Sectional Copper Bonded Ground Rods

Manufactured from high tensile low carbon steel by molecularly bonding 99.9% pure electrolytic copper. These ground rods are UL-467 listed and have a minimum copper thickness of 10 mils. The rods are threaded by rolling threading process.

Copper Bonded Ground Rods				
Catalog #	Rod Dia (mm)	Length (mm)	Thread Dia	Copper Thickness
38-4635-71	5/8"	8'	5/8"	10 mils
38-4635-21	5/8"	10'	5/8"	10 mils
38-4635-23	3/4"	8'	3/4"	10 mils
38-4635-24	3/4"	10'	3/4"	10 mils

GROUND ROD ACCESSORIES

Threaded Coupling

Threaded couplings are made of high grade material for higher strength with counter bores for protecting the rod threads from damage.

Threaded Coupling, Bronze	
Catalog #	Thread Dia
38-6313-02	5/8"
38-6313-04	3/4"

Compression Coupling

Compression couplings are made of high grade material for higher strength.

Compression Coupling, Bronze	
Catalog #	Thread Dia
38-6313-09	5/8"
38-6313-08	3/4"

Driving Stud for Threaded Coupling

Suitable for both manual and power hammering. Can be reused.

Driving Stud	
Catalog #	Thread Dia
38-6607-03	5/8"
38-6607-04	3/4"

Ground Rod Clamp

These clamps are used for joining ground rods to copper cables.

Ground Rod Clamp	
Catalog #	Rod Dia (in)
38-6598-02	1/2" - 5/8"
38-6598-03	3/4"

COPPER GROUND PLATES

Catalog Number	Ground Plate Size	Thickness (Inches)
38-6338-00	18" X 18"	.032
38-6339-00	24" X 24"	.032

- Copper Ground Plate features two dual cable connectors for a secure electrical connection.

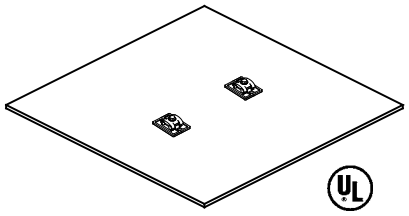

Catalog Number	Ground Plate Size	Thickness (Inches)
38-6338-01	18" X 18"	.032
38-6339-01	24" X 24"	.032

- Same as above except only has a single cable connector.

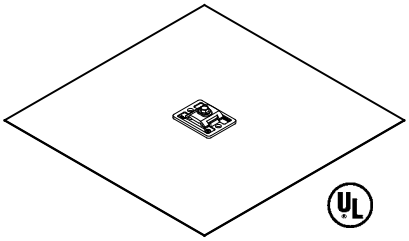

Catalog Number	Ground Plate Size	Thickness (Inches)
38-6340-"X"0	18" X 18"	.032
38-6341-"X"0	24" X 24"	.032

- Copper Ground Plate features an 18" or 24" (depending on the size of the plate) copper conductor exothermically welded to the plate.

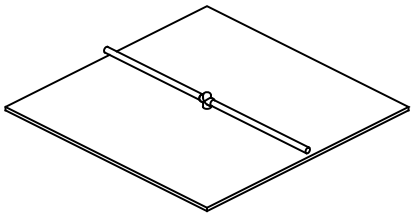

Note - "X" When ordering, please specify type of conductor to be used.

1 = #4 STR	4 = 1/0 STR	7 = 250 MCM
2 = #2 SOL	5 = 2/0 STR	8 = 350 MCM
3 = #2 STR	6 = 4/0 STR	9 = 500 MCM

(Example: 38-6340-30 = 18" x 18" Ground Plate w/ #2 STR conductor)

Catalog Number	Ground Plate Size	Thickness (Inches)
38-6342-18	18" X 18"	.25
38-6342-24	24" X 24"	.25

- 1/4" thick bare copper ground plate.
- Field connection required.

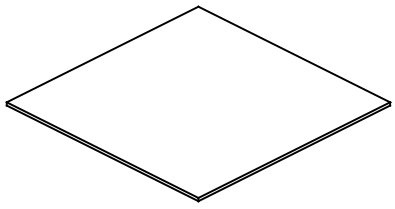

Other sizes and thicknesses are available.
Please contact factory for details.

APPLICATION NOTES:
- Copper Ground Plates are used in areas having little or no top soil.
- Can also be used to enhance ground grid systems.
- Can be used in conjunction with earth enhancement material such as Contact.

POLE PLATES

With "One Step Pole Plates," grounding pole equipment is possible without the problems of having to drive a ground rod. Just place the plate in the hole with six inches of Contact GF back fill material below and above the copper plate. Then connect the wire to the pole above the ground line. This easy process is a quick and efficient way to get the job done. See page 210 for Contact GF back fill material.

This installation is equivalent to a ground rod driven into undisturbed soil.

Features

- No need to drive a ground rod when installed as directed.
- Reduces strain and injuries.
- Reduces installation time.
- Reduces grounding errors.
- 100% Copper plate with thermOweld® pigtail.
- Saves time and money.
- Used for grounding Class 5 and larger poles.
- Different configurations available to fit smaller diameter holes.
- Meets the NESC 1997 94.c for ground plates

Catalog Number	Pigtail Size
38-5955-00	10 ft of #6 Solid
38-5955-03	10 ft of #4 Solid
38-5955-04	10 ft of #2 Stranded

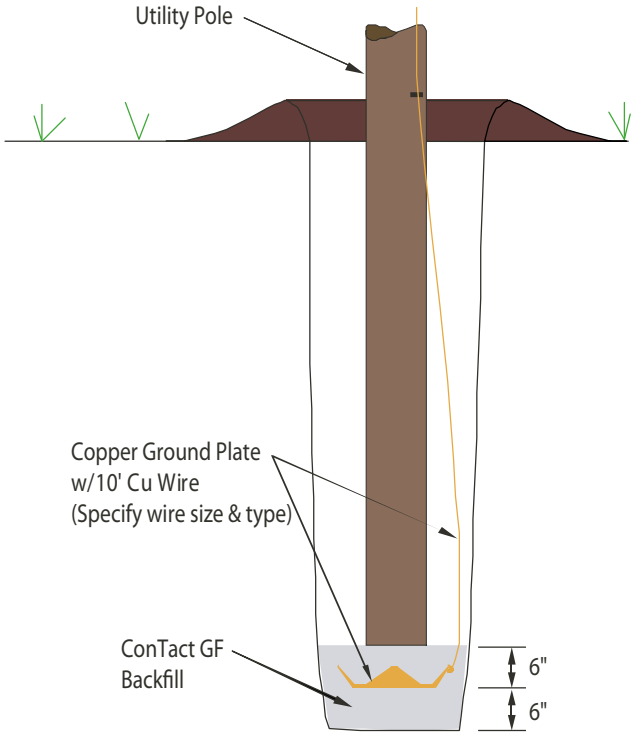

T-WRAP

Part Number 38-6558-00

The National Electric Safety Code (NESC) requires a separate ground at any pole with a transformer installed on it. Many power companies also require a second ground at any pole with equipment. Common practice is to install a ground rod with #6 wire attached to it. This task can sometimes be a problem.

With the T-Wrap you can satisfy this requirement without the problems of driving a ground rod. Just place the plate in the pole hole with 6 inches of Contact GF back fill material below and on top of the T-Wrap. Set the pole on top of the T-Wrap and attach the #6 wire to the pole above the ground line.

This installation is equivalent to a ground rod driven into undisturbed soil.

- Will fit any size wood, concrete or composite pole
- Hole does not need to be augured deeper than normal
- Does not require a larger auger than the one needed to fit pole
- Can be prepped at the yard before transfer to site
- Meets the NESC 1997 94.c for ground plates
- Reduces labor (no need to drive ground rod)
- Reduces impedance
- Works well with ground enhancing products
- Could be used to ground slab mounted transformers

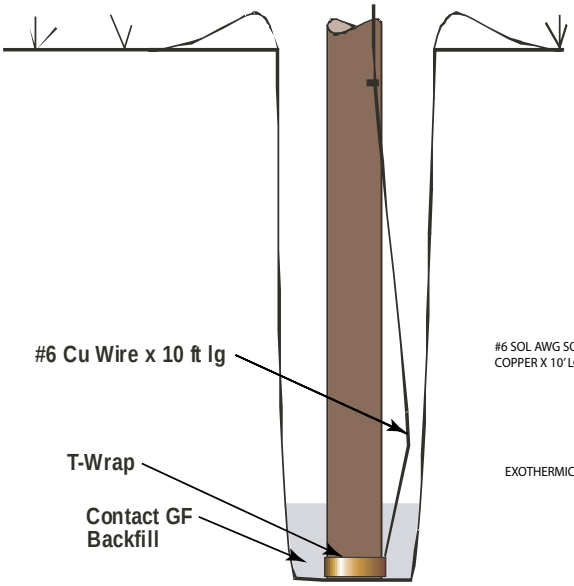

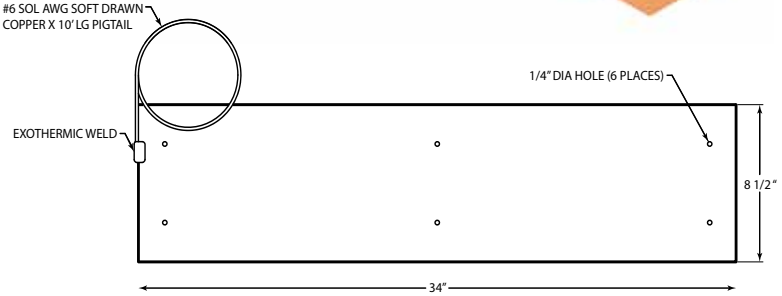

REBAR BONDS

Rebar Bonding Assemblies consist of Rebar cut to 18" long, with 5' long copper wire attached to the center of the rebar using our CRE-1 exothermic connection.

Rebar Size	Cable Size\Code	Catalog #
#4 x 18"	4/0 x 5'	38-7319-00
#4 x 18"	D* x 5'	38-7304-00

* See page 126 for lightning protection cable code.
Contact thermOweld for custom configurations

thermOweld® CONTACT-GM GROUND ENHANCEMENT MATERIAL

CONTACT-GM

CONTACT-GF

thermOweld® CONTACT-GF is an economical solution for areas with very difficult grounding issues.

CONTACT-GF is highly conductive in a wet or dry application and does not require moisture to lower the resistance of your grounding system.

CONTACT-GF contains a corrosion inhibitor which forms a film on copper creating a barrier against corrosion.

CONTACT-GF can be poured in dry or pumped in slurry form. No tamping required. It is very contractor friendly. No special tools required.

Type	Part #
CONTACT - GF 25lb	38-6501-25
CONTACT - GF 50lb	38-6501-50

CONTACT-GF Advantages:

- Easy to install
- Electrically Conductive
- Environmentally Friendly
- Will not leech into the ground
- Positive low resistance, electrical connection to earth
- Does not contain any hazardous chemicals
- Compatible with all copper grounding systems
- Contains a corrosion inhibitor to protect copper
- Will not expand or shrink
- Not affected by freezing
- Excellent shelf life
- Typical resistivity <10 Ohm-cm

CONTACT-GF Material Required Per Linear Foot of Trench

DEPTH of CONTACT-GF (Inches)	WIDTH OF TRENCH (Inches)										
	4	6	8	10	12	14	16	18	20	22	24
2	4.1	6.2	8.1	10.1	12.1	14.1	16.2	18.2	20.2	22.2	24.2
3	6.2	9.3	12.1	15.2	18.2	21.2	24.2	27.3	30.3	33.3	36.4
4	8.2	12.3	16.2	20.2	24.2	28.3	32.3	36.4	40.4	44.5	48.5
5	10.3	15.4	20.2	25.3	30.3	35.4	40.4	45.5	50.5	55.6	60.6
6	12.3	18.5	24.2	30.3	36.4	42.4	48.5	54.6	60.6	66.7	72.7
7	14.4	21.6	28.3	35.4	42.4	49.5	56.6	63.7	70.7	77.8	84.9
8	16.4	24.7	32.3	40.4	48.5	56.0	64.7	72.7	80.8	88.9	97.0
9	18.5	27.8	36.4	45.5	54.6	63.7	72.7	81.8	90.9	100.0	109.1
10	20.6	30.8	40.4	50.5	60.6	70.7	80.8	90.9	101.0	111.1	121.2

To calculate the lbs of material required to-fill a trench

1. Determine desired thickness
2. Move to the right until you are under the known width of the trench. This number will be the weight of the material lbs/linear ft.
3. Take this number and multiply by the length of the trench in feet. Your answer will be the amount of **CONTACT-GF** material required to fill the trench to the desired level in lbs.

Example:

Depth of CONTACT-GF	=	6 inches
Width of trench	=	18 inches
Length of trench	=	25 ft.
Answer	=	1,365 lbs of CONTACT-GF

1,365 lbs. = 54.6 lbs* per linear ft or 28 (50 lb) bags of CONTACT-GF

* From chart above.

CONTACT-GM

CONTACT-GS

Certain applications require a permanent hardening grounding material. thermOweld® CONTACT-GS is the product of choice.

CONTACT-GS is compatible with all standard copper grounding systems. It is an economical solution to difficult grounding issues in hard to deal with areas.

CONTACT-GS is manufactured from environmentally safe material and is extremely stable when mixed with water or exposed to moisture.

CONTACT-GS attains the hardening characteristics of cement while retaining its highly conductive properties.

CONTACT-GS will remain highly conductive during a drought or when exposed to extremely low temperature.

Since CONTACT-GS does not have any shrinkage or expansion properties it will remain in constant CONTACT with the earth.

CONTACT-GS can be poured in dry or pumped in slurry form. No tamping required. It is very contractor friendly. No special tools required.

CONTACT-GS Advantages:

- Easy to install
- Will attain a hardened state
- Electrically Conductive
- Environmentally Friendly
- Will not leech into the ground
- Positive low resistance, electrical connection to earth
- Does not contain any hazardous chemicals
- Compatible with all copper grounding systems
- Will not expand or shrink
- Not affected by freezing
- Excellent shelf life
- Typical resistivity <10 Ohm-cm

Type	Part #
CONTACT - GS 25lb	38-6502-25
CONTACT - GS 50lb	38-6502-50

CONTACT-GS Material Required Per Linear Foot of Trench

DEPTH of CONTACT-GS (Inches)	Width of Trench (Inches)										
	4	6	8	10	12	14	16	18	20	22	24
2	3.6	5.4	7.2	9.0	10.8	12.6	14.4	16.2	18.0	19.7	21.5
3	5.4	8.1	10.8	13.5	16.2	18.8	21.5	24.2	26.9	29.6	32.3
4	7.2	10.8	14.4	18.0	21.5	25.1	28.7	32.3	35.9	39.5	43.1
5	9.0	13.5	18.0	22.4	26.9	31.4	35.9	40.4	44.9	49.4	53.9
6	10.8	16.3	21.5	26.9	32.3	37.7	43.1	48.5	53.9	59.2	64.6
7	12.6	19.0	25.1	31.4	37.7	44.0	50.3	56.5	62.8	69.1	75.4
8	14.4	21.7	28.7	35.9	43.1	50.3	57.4	64.6	71.8	79	86.2
9	16.3	24.4	32.3	40.4	48.5	56.5	64.6	72.7	80.8	88.9	96.9
10	18.1	27.1	35.9	44.9	53.9	62.8	71.8	80.8	89.8	98.7	107.7

To calculate the lbs of material required to-fill a trench

1. Determine desired thickness
2. Move to the right until you are under the known width of the trench. This number will be the weight of the material lbs/linear ft.
3. Take this number and multiply by the length of the trench in feet. Your answer will be the amount of **CONTACT-GS** material required to fill the trench to the desired level in lbs.

Example:

Depth of CONTACT-GS	=	6 inches
Width of trench	=	18 inches
Length of trench	=	25 ft.
Answer	=	1,212 lbs of CONTACT-GS

1,212 lbs. = 48.5 lbs* per linear ft. or 24 (50 lb) bags of CONTACT-GF

* From chart above.

CHEMICAL GROUND ROD KITS VERTICAL

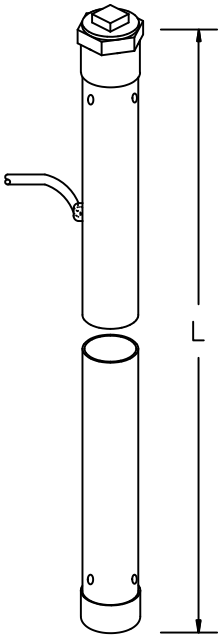

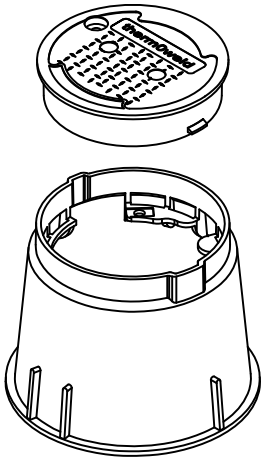

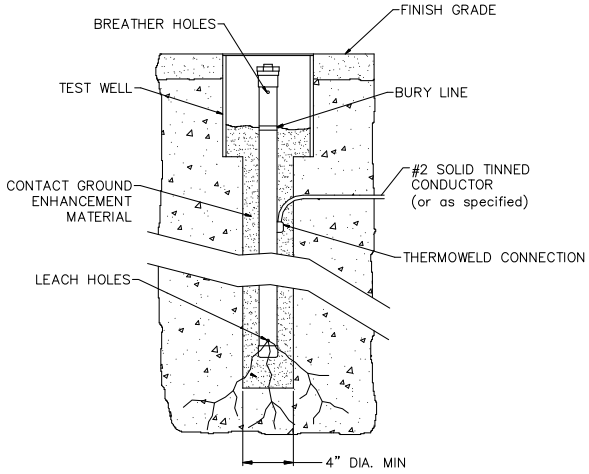



Catalog Number	Length	Inspection Well	Contact GF 25# Bag	Pigtail
38-6050-01	5'	No	~	5' - 4/0 STR
38-6050-31	5′	Yes	2	5′ - 4/0 STR
38-6050-02	10'	No	~	5' - #2 SOL (Tinned)
38-6050-32	10′	Yes	4	5′ - #2 SOL (Tinned)
38-6050-03	10′	No	~	5′ - 2/0 STR
38-6050-33	10′	Yes	4	5′ - 2/0 STR
38-6050-04	10′	No	~	5′ - 4/0 STR
38-6050-34	10′	Yes	4	5′ - 4/0 STR
38-6050-05	20′	No	~	5′ - #2 SOL (Tinned)
38-6050-35	20′	Yes	8	5′ - #2 SOL (Tinned)
38-6050-06	20′	No	~	5′ - 2/0 STR
38-6050-36	20′	Yes	8	5′ - 2/0 STR
38-6050-07	20′	No	~	5′ - 4/0 STR
38-6050-37	20′	Yes	8	5′ - 4/0 STR

- Other sizes and conductor types available. Contact the factory for details.

APPLICATION NOTES:

- Supplied Pre-Filled.
- Chemical Ground Rods are used in high resistivity soil conditions and when low resistance ground electrode systems are critical.
- Conductor is welded 18" down from the top.
- Outside diameter of copper tube is 2-1/8".

CHEMICAL GROUND ROD KITS HORIZONTAL L-SHAPED

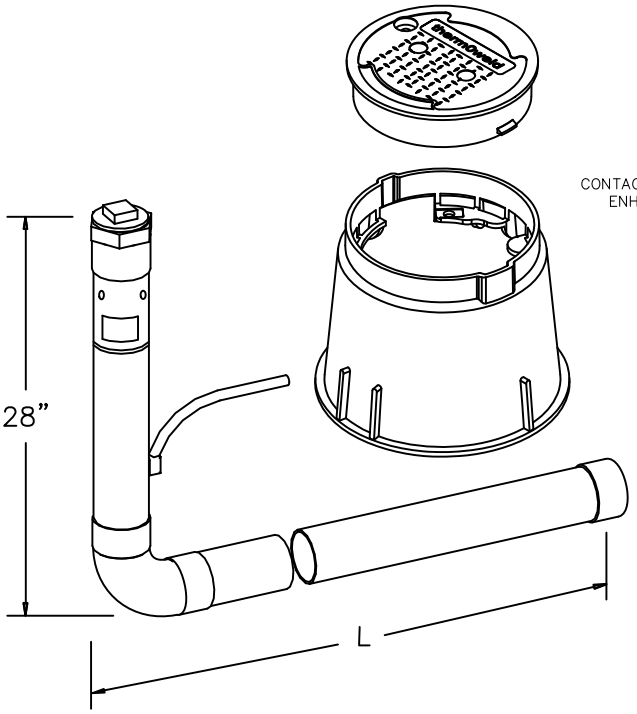

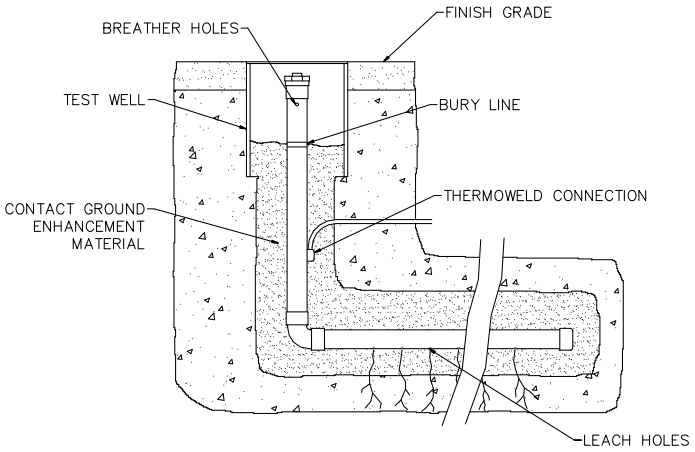

Catalog Number	Length	Inspection Well	Contact GF 25# Bag	Pigtail
38-6051-02	2’ X 10’	No	~	5’ - #2 SOL (Tinned)
38-6051-32	2’ X 10’	Yes	4	5’ - #2 SOL (Tinned)
38-6051-03	2' X 10'	No	~	5' - 2/0 STR
38-6051-33	2’ X 10’	Yes	4	5’ - 2/0 STR
38-6051-04	2' X 10'	No	~	5' - 4/0 STR
38-6051-34	2’ X 10’	Yes	4	5’ - 4/0 STR
38-6051-05	2' X 20'	No	~	5' - #2 SOL (Tinned)
38-6051-35	2’ X 20’	Yes	8	5’ - #2 SOL (Tinned)
38-6051-06	2 X 20'	No	~	5' - 2/0 STR
38-6051-36	2’ X 20’	Yes	8	5’ - 2/0 STR
38-6051-07	2' X 20'	No	~	5' - 4/0 STR
38-6051-37	2’ X 20’	Yes	8	5’ - 4/0 STR

- Other sizes and conductor types available. Contact the factory for details.

APPLICATION NOTES:

- Supplied Pre-Filled.
- Chemical Ground Rods are used in high resistivity soil conditions and when low resistance ground electrode systems are critical.
- L-shaped Chemical ground rods are used when proper depth cannot be achieved due to physical conditions such as bedrock.
- Conductor is welded 18" down from the top.
- Outside diameter of copper tube is 2-1/8".

GROUND ACCESS WELLS

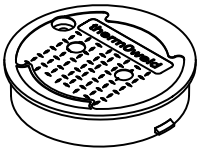

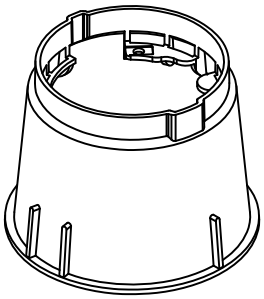

Light Duty Ground Access Well

Catalog Number	Diameter	Length	Cover Type
38-6627-00	10″	10″	HDPE

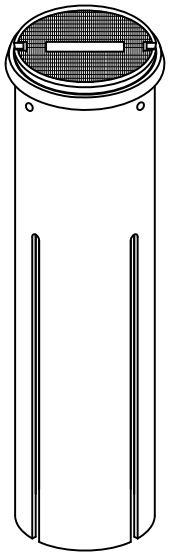

Heavy Duty Well with Cast Iron Cover

Catalog Number	Diameter	Length	Cover Type
38-6343-36	10″	36″	Cast Iron
38-6343-42	10″	42″	Cast Iron

- 10" diameter Schedule 80 PVC well.
- Available in 36" and 42" lengths.
- Four 27" slots allow for ground electrode connections to be made before installation of test well.
- Cast iron cover fits into cast iron ring for extra support.
- For use in traffic areas.



Heavy Duty Well with Cast Iron Cover

Catalog Number	Diameter	Length	Cover Type
38-6344-12	12″	12″	Cast Iron
38-6344-18	12"	18"	Cast Iron
38-6344-24	12"	24"	Cast Iron
38-6344-30	12″	30″	Cast Iron
38-6344-36	12"	36"	Cast Iron

- 12" diameter Schedule 80 PVC well.
- Cast iron cover fits into cast iron ring for extra support.
- For use in traffic areas.

Contact thermOweld for other options

APPLICATION NOTES:
- Provides ready access to ground electrode for testing and inspection purposes.
- To prevent displacement by frost, the access well must be longer than the frost line is deep.

GROUND ACCESS WELLS

Polymer Concrete Flushmount Access Well

Catalog Number	Diameter	Length	Depth	Rating	Cover Type
38-6416-02	12″	12"	12"	20k lbs.	Polymer Concrete
38-6416-05	13"	24"	18"	20k lbs.	Polymer Concrete

- Non-Conductive
- Constructed of Fire Retardant Material
- Skid Resistant Cover
- Hex Head Bolts (Penta Head Bolts Available)
- Available with Solid Base and Gaskets Upon Request
- Straight Wall Design for Minimal Excavation

Fiberglass Polymer Concrete Flushmount Access Well

Catalog Number	Diameter	Length	Depth	Rating	Cover Type
38-6416-01	12″	12	24	20k lbs.	Polymer Concrete
38-6416-03	12″	12	18	20k lbs.	Polymer Concrete

- Lightweight
- Non-Conductive
- Constructed of Fire Retardant Material
- Skid Resistant Cover
- Hex Head Bolts (Penta Head Bolts Available)
- Available with Solid Base and Gaskets Upon Request



BUS BARS/GROUND BARS

Series CB, TCB and SSB

Proper bonding is essential to create an isopotential plane between service grounds and equipment during fault and transient conditions. This isopotential plane provides a near zero voltage differential and serves to protect people and equipment during these events. The most popular bonding product in use today is the ground bar or bonding bar.

thermOweld® proudly announces our new Ground Bars and bus bars product range. UL approved and produced on our new state-of-the-art automated production line to give you thermOweld's famous rapid shipment and excellent quality. Virtually endless sizes and configurations, hole and slot patterns, unplated copper or tin plated, as well as stainless steel and other options with and without brackets and insulators. Customers worldwide are taking advantage of thermOweld's new Ground Bars for a wide range of applications and unique requirements, from telecom sites to energy facilities. Please contact us with your specific needs!



c UL us LISTED

Grounding Equipment
12 CM



CB14412JK

CB14412NK

TCB14210PK

CB14212BK



CB14412JP: Ground Bar with Plexiglas Cover

GROUND BAR HOLE PATTERNS

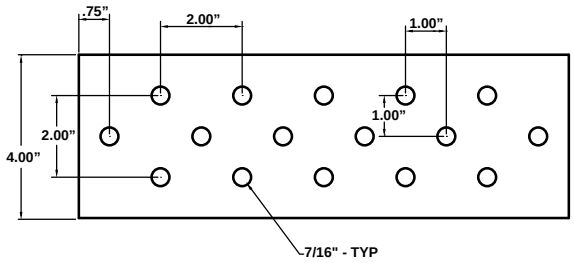

Pattern A

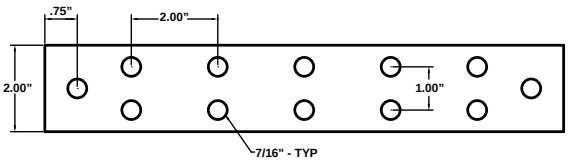

Pattern B

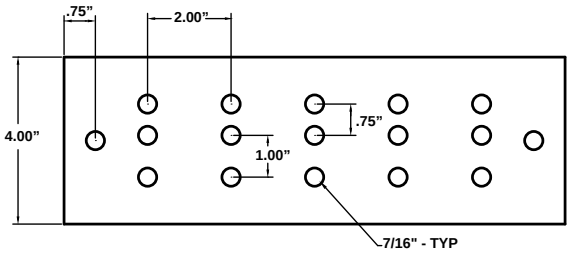

Pattern C

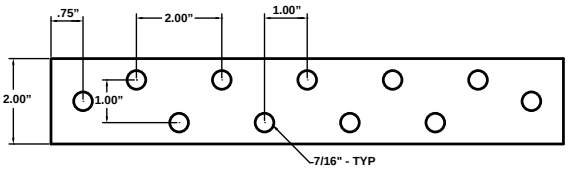

Pattern D

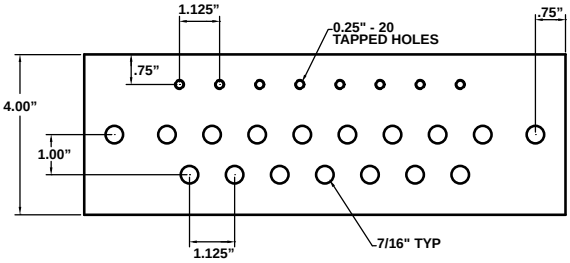

Pattern F

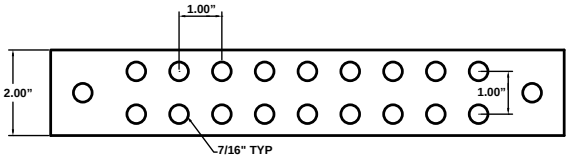

Pattern G

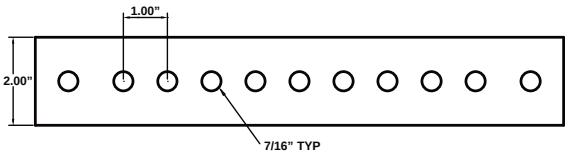

Pattern H

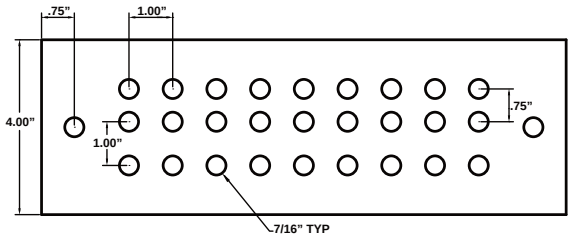

Pattern J

NOTES:

- All holes are 7/16" unless specified differently. To order threaded holes, specify hole size. The standard tapped hole size is 1/4-20 unless specified differently.
- Above bar patterns represent a 12" ground bar.
- All bars are available with electro-tin plating.

GROUND BAR HOLE PATTERNS

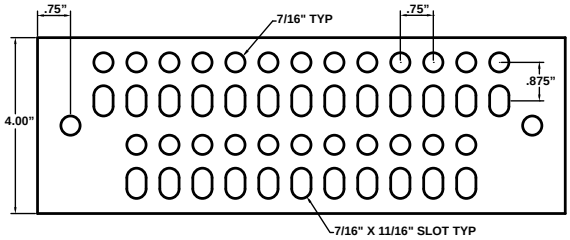

Pattern M



Pattern N

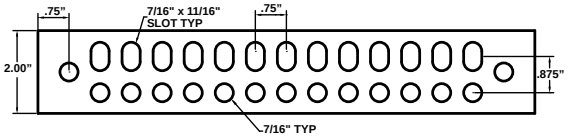

Pattern P

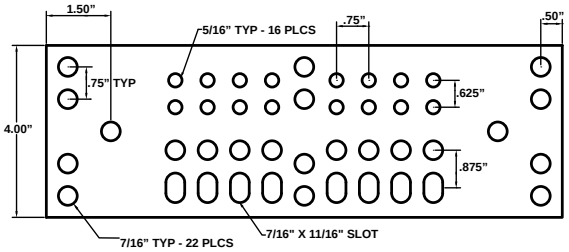

Pattern Q

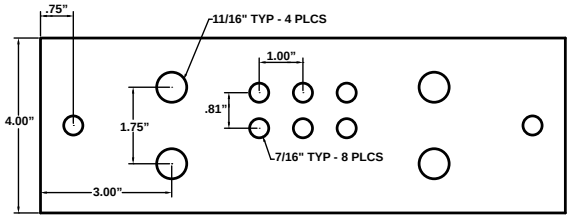

Pattern R

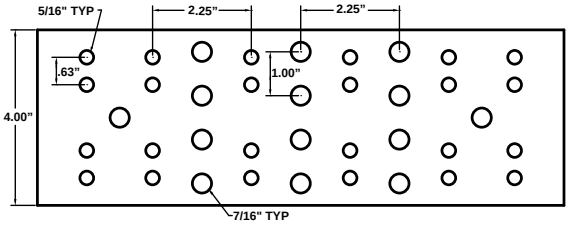

Pattern S (BICSI)

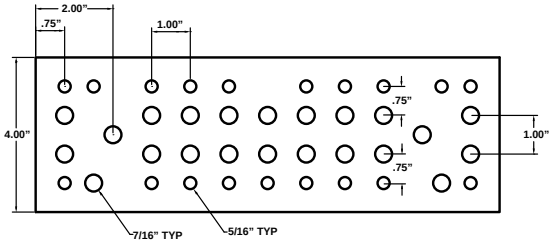

Pattern T

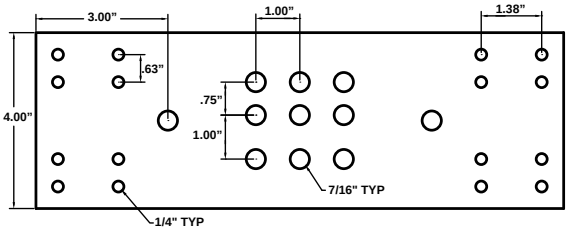

Pattern V

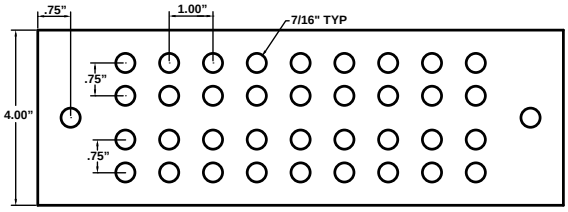

Pattern W

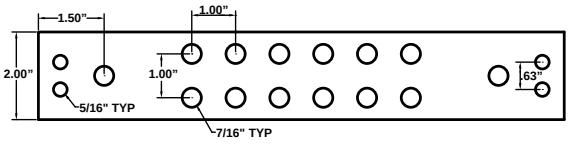

Pattern X

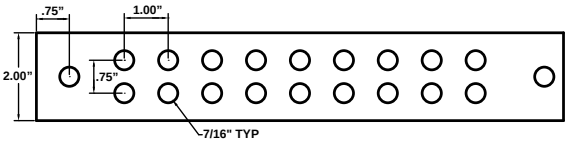

Pattern Z

GROUND BARS

Below is a guide on how to understand thermOweld's ground bar numbering system. Each digit of the catalog number represents specific details of our ground bars. Please note that other sizes are available. Contact thermOweld for details.

GROUND BAR NUMBERING SYSTEM

Type			Thickness		Width	Length			Hole Pattern	Kit	Pigtail Cable	Tinned Pigtail	Stranding	Pigtail Length
T	C	B	1	4	4	1	2	0	J	K	4	T	L	E

Column	Description
Type	CB = Plain Copper Bar
	TCB = Tinned Copper Bar
	SSB = Stainless Steel Bar
	Other material available upon request
Thickness	Show the fractional thickness in inches of the bar
Width	Width in inches of the bar
Length	Length in inches of the bar
Pattern	The requested hole pattern, blank if no holes at all.
Kit	K = Brackets and Insulators
	B = Brackets Only
	I = Insulators Only
	A = Brackets and Insulators with Anti-theft Bolts
	P = Plexiglas Cover Kit (includes brackets and Insulators)
	T = TMGB (Telecom Main Ground Bar) Plexiglas Cover Kit
	M = MGB (Main Ground Bar) Plexiglas Cover Kit
	Blank = Nothing
Pigtail	Pigtail Cable size -Refer to Pigtail Cable Size Chart
Tinned Pigtail	T = Pigtail tinned, Blank = not tinned
Stranding	L = Solid Pigtail, Blank = Stranded
Pigtail Length	See Pigtail Cable Length Chart

Pigtail Cable Size Chart

Pigtail No.	Size
1	#6
2	#4
3	#3
4	#2
5	#1
6	1/0
7	2/0
8	3/0
9	4/0

Pigtail Cable Length Chart

Pigtail Length	Length in Feet*
A	2'
B	5'
C	10'
D	15'
E	20'
F	25'
G	30'
H	35'

*Custom lengths available upon request, contact thermOweld for details.

GROUND BARS

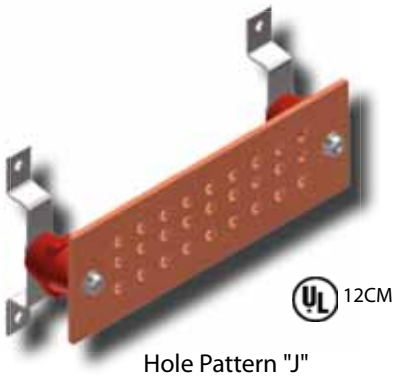

Hole Pattern "J"

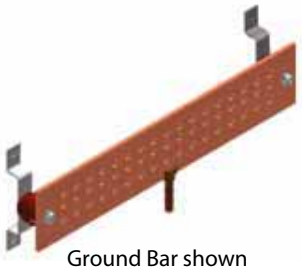

Ground Bar shown
with optional pigtail.



Hole Pattern "M"

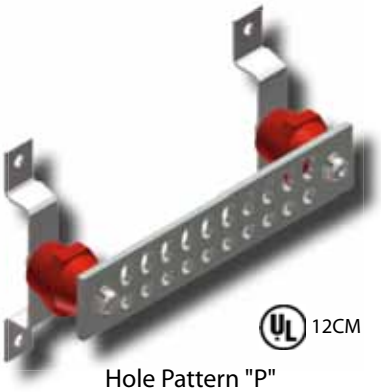

Hole Pattern "P"

Pattern "J"				
Catalog Number	**Kit**	**Tinned**	**Bar Size**	**# of Holes**
CB14412J	Bar Only	No	1/4" X 4" X 12"	27
TCB14412J		Yes	1/4" X 4" X 12"	27
CB14412JK	Bar w/ Insulators & Brackets	No	1/4" X 4" X 12"	27
TCB14412JK		Yes	1/4" X 4" X 12"	27
CB14420J	Bar Only	No	1/4" X 4" X 20"	51
TCB14420J		Yes	1/4" X 4" X 20"	51
CB14420JK	Bar w/ Insulators & Brackets	No	1/4" X 4" X 20"	51
TCB14420JK		Yes	1/4" X 4" X 20"	51
CB14424J	Bar Only	No	1/4" X 4" X 24"	63
TCB14424J		Yes	1/4" X 4" X 24"	63
CB14424JK	Bar w/ Insulators & Brackets	No	1/4" X 4" X 24"	63
TCB14424JK		Yes	1/4" X 4" X 24"	63

- Mounting holes not included in total.
- Accommodates two hole lugs spaced 3/4", 1" and 1-3/4" on center.
- 12" bar pictured. Holes are 7/16" diameter.
- Bars available electro-tin plated.
- Bars available with pigtails.
- Tamper proof bolts available.
- Plexiglas cover available.
- Other sizes available. Contact factory for details.

Pattern "M"				
Catalog Number	**Kit**	**Tinned**	**Bar Size**	**# of Holes**
CB14412M	Bar Only	No	1/4" X 4" X 12"	48
TCB14412M		Yes	1/4" X 4" X 12"	48
CB14412MK	Bar w/ Insulators & Brackets	No	1/4" X 4" X 12"	48
TCB14412MK		Yes	1/4" X 4" X 12"	48
CB14420M	Bar Only	No	1/4" X 4" X 20"	88
TCB14420M		Yes	1/4" X 4" X 20"	88
CB14420MK	Bar w/ Insulators & Brackets	No	1/4" X 4" X 20"	88
TCB14420MK		Yes	1/4" X 4" X 20"	88
CB14424M	Bar Only	No	1/4" X 4" X 24"	112
TCB14424M		Yes	1/4" X 4" X 24"	112
CB14424MK	Bar w/ Insulators & Brackets	No	1/4" X 4" X 24"	112
TCB14424MK		Yes	1/4" X 4" X 24"	112

- Mounting holes not included in total.
- Accommodates two hole lugs spaced 3/4" and 1" on center.
- 12" bar pictured. Holes are 7/16" diameter and slots are 7/16" x 11/16".
- Bars available electro-tin plated.
- Tamper proof bolts available.
- Plexiglas cover available.
- Other sizes available. Contact factory for details.

Pattern "P"				
Catalog Number	**Kit**	**Tinned**	**Bar Size**	**# of Holes**
CB14212P	Bar Only	No	1/4" X 2" X 12"	26
TCB14212P		Yes	1/4" X 2" X 12"	26
CB14212PK	Bar w/ Insulators & Brackets	No	1/4" X 2" X 12"	26
TCB14212PK		Yes	1/4" X 2" X 12"	26

- Mounting holes not included in total.
- Accommodates two hole lugs spaced 3/8" and 1" on center.
- 12" bar pictured. Holes are 7/16" diameter and slots are 7/16" x 11/16".
- Bars available electro-tin plated.
- Tamper proof bolts available.
- Plexiglas cover available.
- Other sizes available. Contact factory for details.

STANDOFF INSULATORS - RED



Hexagon

Round

Octagon

Manufactured from glass reinforced thermoset polyester.

Catalog Number	"A"	"B"	Shape	Thread Size	Voltage Rating
38-6330-00	1"	1"	Hex	1/4" - 20 X 1/4" AL	600
38-6331-00	2"	1 1/2"	Octagon	1/4" - 20 X 1/2" STL	1500
38-6332-00	1 3/4"	1 1/2"	Round	5/16" - 18 X 1/2" STL	1500
38-6333-00	1 3/4"	2"	Round	3/8" - 16 X 5/8" STL	1500
38-6334-00	2"	2"	Octagon	1/2" - 13 X 5/8" STL	2500
38-6335-00	2 1/2"	2 5/8"	Octagon	5/8" - 11 X 3/4" AL	3400

MOUNTING BRACKETS

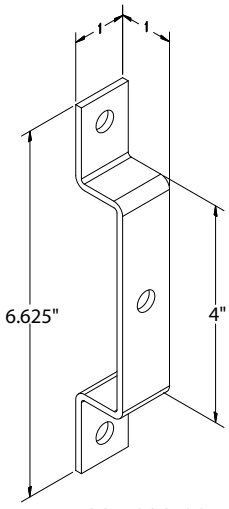

38-7228-00

Catalog Number	Mounting Hole Size	"H"	Kit
38-7230-00	7/16"	1"	Yes
38-7228-00	7/16"	1"	No

- Manufactured from 304 series stainless steel.
- Kit includes two of the assembly (pictured) plus the 3/8" hardware required to mount to a ground bar.
- Mounting Kit uses 38-6333-00 insulators

SIGNAL REFERENCE GRID (SRG)

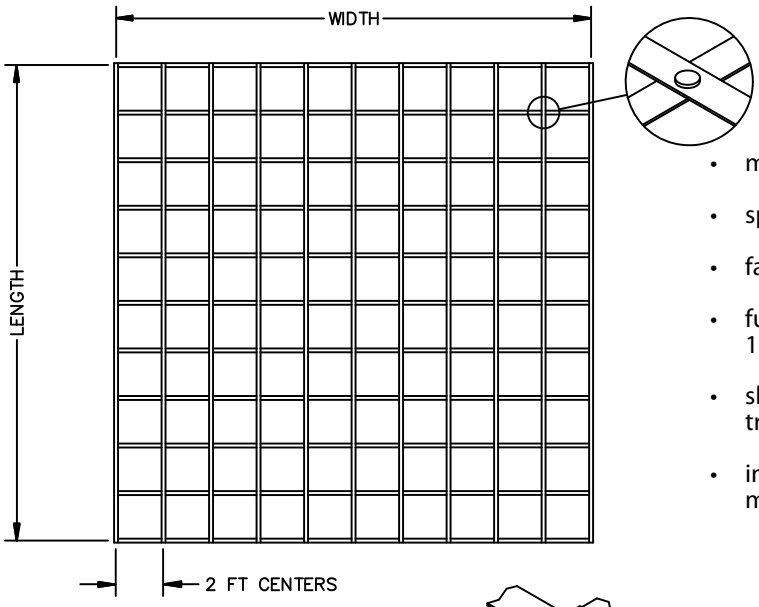

Signal Reference Grid Is:

- manufactured from 2" x 26 Gage copper strips
- spaced on 2 ft centers
- factory welded at each crossover
- furnished in sections with widths from 4 ft to 18 ft (length limited by weight, approx. 200 lbs)
- shipped on tubes and protected for transporting
- interconnected in the field using thermOweld® molds and powder

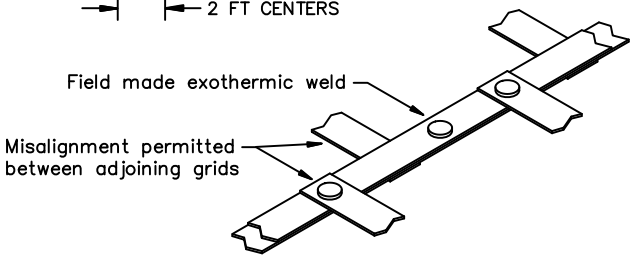

Adjoining sections of SRG are to be exothermically welded by installer using thermOweld® molds and powder

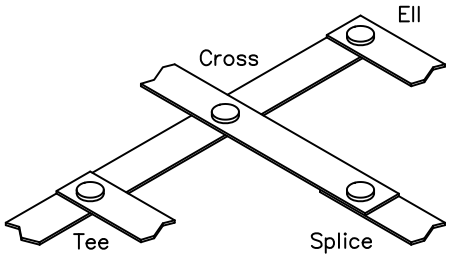

The same thermOweld® mold used to connect adjoining SRG's may be used to make splices, tees, ells or crosses

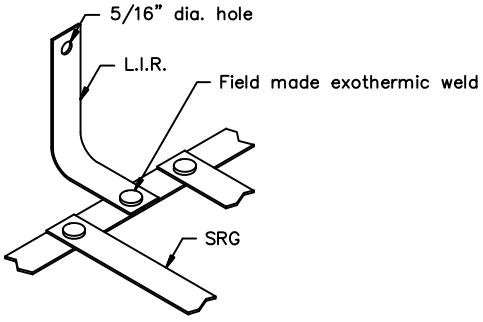

Low Impedance Riser (L.I.R.) exothermically welded to SRG

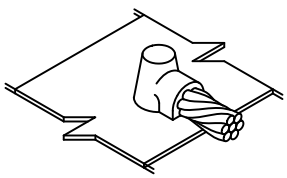

Bonding conductor exothermically welded to SRG

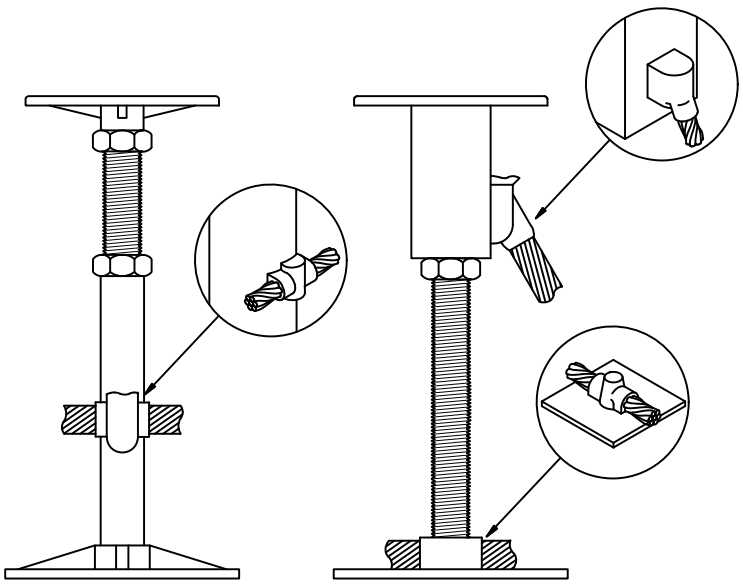

Bonding conductor exothermically welded to round and square floor pedestals

CABLE TO FLOOR PEDESTALS

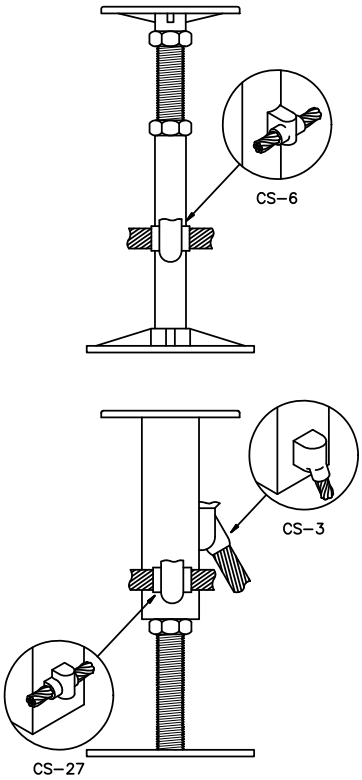

MOLDS FOR AWG CONDUCTORS							
Cable Size	Pedestal Type	Weld Type	Mold #	Price Key	Weld Metal	Handle Clamps	Lead Time
#6	1″ ROUND	CS-6	M-6124	33	#15	40-4565-00	2
#6	1″ ROUND	CS-6	LE-6124	33	LE#15	40-4565-00	2
#6	7/8″ SQUARE	CS-27	M-6125	33	#15	40-4565-00	2
#6	7/8″ SQUARE	CS-27	LE-6125	33	LE#15	40-4565-00	2
#6	1″ ROUND	CS-3	M-6609	33	#15	40-4565-00	2
#6	1″ ROUND	CS-3	LE-6609	33	LE#15	40-4565-00	2
#6	7/8″ SQUARE	CS-3	M-6610	33	#15	40-4565-00	2
#6	7/8″ SQUARE	CS-3	LE-6610	33	LE#15	40-4565-00	2
#4	1″ ROUND	CS-6	M-6252	33	#15	40-4565-00	2
#4	1″ ROUND	CS-6	LE-6252	33	LE#15	40-4565-00	4
#4	7/8″ SQUARE	CS-27	M-8502	33	#15	40-4565-00	2
#4	7/8″ SQUARE	CS-27	LE-8502	33	LE#15	40-4565-00	4
#4	1″ ROUND	CS-3	M-6783	33	#15	40-4565-00	4
#4	1″ ROUND	CS-3	LE-6783	33	LE#15	40-4565-00	4
#4	7/8″ SQUARE	CS-3	M-6784	33	#15	40-4565-00	4
#4	7/8″ SQUARE	CS-3	LE-6784	33	LE#15	40-4565-00	4
#2	1″ ROUND	CS-6	M-8863	33	#15	40-4565-00	2
#2	1″ ROUND	CS-6	LE-8863	33	LE#15	40-4565-00	4
#2	7/8″ SQUARE	CS-27	M-8743	33	#15	40-4565-00	4
#2	7/8″ SQUARE	CS-27	LE-8743	33	LE#15	40-4565-00	4
#2	1″ ROUND	CS-3	M-6785	33	#15	40-4565-00	4
#2	1″ ROUND	CS-3	LE-6785	33	LE#15	40-4565-00	2
#2	7/8″ SQUARE	CS-3	M-6786	33	#15	40-4565-00	4
#2	7/8″ SQUARE	CS-3	LE-6786	33	LE#15	40-4565-00	4

SRG CONNECTIONS

SRG Size	Weld Type	Mold #	Price Key	Weld Metal	Handle Clamps	Lead Time
26 Gage X 2″	BB-46	M-6164 †	17	#32	B-106	2
26 Gage X 2″	BB-46	LE-6164 †	17	LE#32	B-106	2
1 x 40 mm & Wider	BB-46	M-9790	17	#45	B-106	2
1 x 40 mm & Wider	BB-46	LE-9790	17	LE#45	B-106	2

† ~ UL Listed

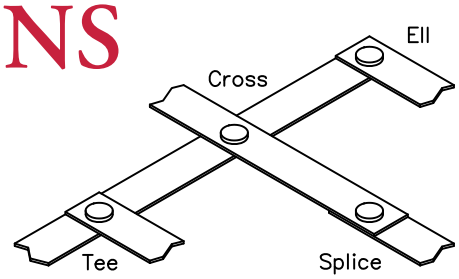

The molds listed can make any of the above connections

LOW IMPEDENCE RISERS (L.I.R.)

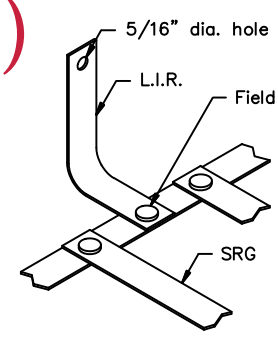

Catalog Number	Description
38-5101-"L"	Low Impedance Riser

"L" = Length of L.I.R. in inches (ex. 38-5101-36 is a 36" lg L.I.R.)
Low Impedance Risers are made from 2" wide x 26" gage copper strip with a 5/16" diameter hole at one end.

CABLE TO (SRG) CONNECTIONS

MOLDS FOR AWG CONDUCTORS						
Cable Size	Weld Type	Mold #	Price Key	Weld Metal	Handle Clamps	Lead Time
#6	CB-34	M-2763	4	#25	B-106	2
#6	CB-34	LE-2763	4	LE#25	B-106	2
#4	CB-34	M-6253	4	#32	B-106	2
#4	CB-34	LE-6253	4	LE#32	B-106	2
#2	CB-34	M-6254	4	#32	B-106	2
#2	CB-34	LE-6254	4	LE#32	B-106	2
1/0	CB-34	M-5454	4	65	B-106	2
1/0	CB-34	LE-5454	4	LE65	B-106	2
2/0	CB-34	M-8583	4	#65	B-106	2
2/0	CB-34	LE-8583	4	LE#65	B-106	2

CABLE TO VERTICAL STEEL CONNECTIONS

MOLDS FOR AWG CONDUCTORS						
Cable Size	Weld Type	Mold #	Price Key	Weld Metal	Handle Clamps	Lead Time
#6	CS-3	M-8848 †	18	#25	40-4565-00	2
#6	CS-3	LE-8848 †	19	LE#25	40-4565-00	2
#4	CS-3	M-586	4	#45	B-106	2
#4	CS-3	LE-586	4	LE#45	B-106	2
#2	CS-3	M-588	4	#45	B-106	2
#2	CS-3	LE-588	4	LE#45	B-106	2

† Requires 38-0202-00 copper adapter sleeve

CABLE TO LUG CONNECTION

MOLDS FOR AWG CONDUCTORS						
Cable Size	Weld Type	Mold #	Price Key	Weld Metal	Handle Clamps	Lead Time
#6	CB-1	M-6255	18	#25	40-4565-00	2
#6	CB-1	LE-6255	19	LE#25	40-4565-00	4
#4	CB-1	M-6257	18	#25	40-4565-00	4
#4	CB-1	LE-6257	19	LE#25	40-4565-00	4
#2	CB-1	M-6258	18	#32	40-4565-00	4
#2	CB-1	LE-6258	19	LE#3	40-4565-00	2

1/16" x 1/2" lug with 1/4" dia hole - Part #38-4709-00
Contact factory for other lug sizes.

ROUND - WIRE SIGNAL REFRENCE GRID

A Signal Reference Grid may also be economically fabricated from standard, bare round wire joined together via welding, brazing, compression or a suitable grounding clamp arrangement at each of the crossing points. thermOweld® offers a variety of ground pedestal clamps and conductors to achieve these objectives.

* 1999 IEEE, Std. 1100

GROUND PEDESTAL CLAMPS

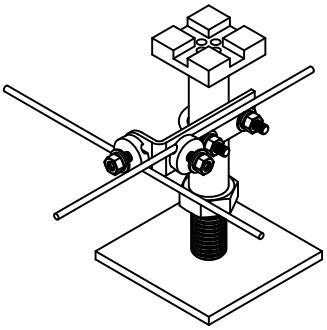

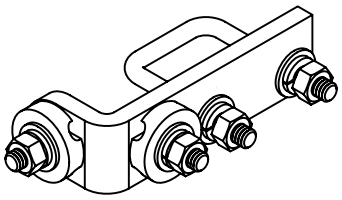

Catalog Number	U-Bolt Type	Pedestal Size	Conductor Size	Box Qty
38-6345-00	Square	1″	#6 STR	10
38-6346-00	Round	1″	#6 STR	10
38-6345-01	Square	1″	#4 STR	10
38-6346-01	Round	1″	#4 STR	10
38-6345-02	Square	1″	#2 STR	10
38-6346-02	Round	1″	#2 STR	10

• Fits a 1" pedestal (1-1/8" OD).
• Accommodates cross runs without adding an additional connector.

38-6347-00 Ground Pedestal Clamp

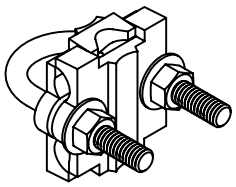

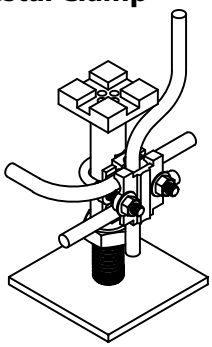

Ground lead to equipment cabinet.

- Electro plated tinned bronze includes stainless steel hardware.
- Accommodates 3 conductors up to 4/0.
- Fits both round and square pedestal legs up to 1-1/8" outside diameter.
- Packaged 10 per box.

GROUND PEDESTAL CLAMPS

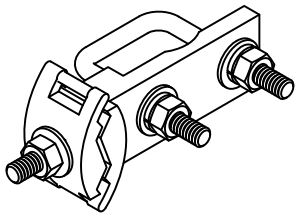

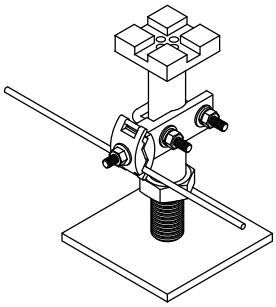

Catalog Number	Tin Plated	Box Qty
38-6376-00	No	10
38-6376-01	Yes	10

- Heavy duty bronze clamp includes stainless steel hardware.
- Available electro-tin plated.
- Accepts conductors #6 solid thru 2/0 stranded.
- Fits both round and square pedestal legs up to 1-1/8" outside diameter.

COMPUTER ROOM GROUND CLAMPS

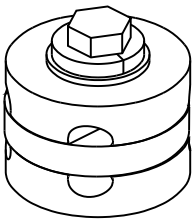

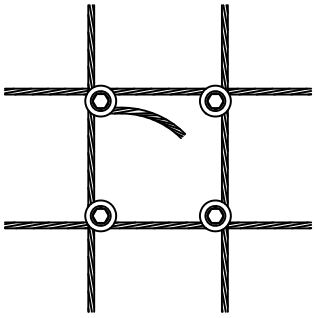

Catalog Number	Conductor Size	Box Qty
38-6348-00	#6 STR	25
38-6348-01	#4 STR	10
38-6348-02	#2 STR	10

- Used when welded connections are not feasible.
- Unique design allows clamps to form connections at most any angle.
- Specific uses include fabrication under an existing computer room floor.

UL LISTED PREFABRICATED COPPER GROUND MESH

Prefabricated wire mesh is a simple and cost effective method of enhancing ground systems. Our Prefabricated wire mesh is used in the telecommunication industry to improve grounding and reduce electromagnetic interference. It is also used in power plants and sub-station facilities to reduce potential injury due to electrical discharge.

We manufacture our ground mesh from solid copper or copper clad steel wire. The wire size range from #10 AWG to #4 AWG. We offer ground mesh with no overhang and overlapping ends typical .

Otherwise known as:

Gradient Mesh: Canadian Standards & US -Pipeline (AC Mitigation, see page 155)
Equipotential Mesh: NEC - Swimming Pools
Personnel Safety Mat: IEEE80
Ground Mesh: UL467

Overlapping Ends

This configuration is designed to allow for side by side connections of adjoining mats; thus providing the easiest method of joining two mesh sections. Adding 2" to one half the conductor spacing provides the overlapping ends. For example, if the mesh size is 6" square, the overlapping end length is 5".



Without Overhang

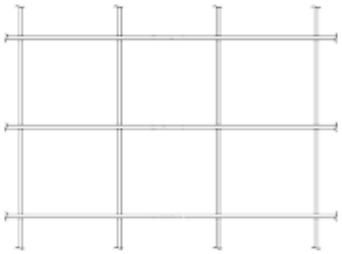

With Overhang

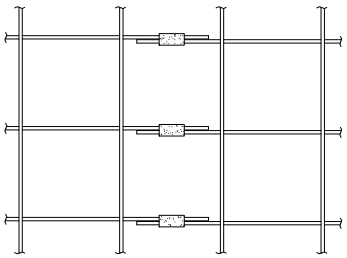

"Overlapping" ends

UL LISTED PREFABRICATED COPPER GROUND MESH

GROUND MESH NUMBERING SYSTEM

Example

Type	Width	Length	O.C. Spacing	Conductor	Pigtail Options			Other Options
					1	2	3	1
G M	4	6	6	6	C	1/0	S	
Ground Mesh	Width in Feet	Length in Feet	On Center Spacing in Inches	Conductor Size and Type	Pigtail Location, Size and Type			

Column		Description
Width		Width in Feet
Length		Length in Feet
O.C. Spacing		On Center Spacing in Inches
Conductor	6	#6 Solid Copper
	8	#8 Solid Copper
	A	#6 Copper Clad Steel 30% Conductivity
	B	#6 Copper Clad Steel 40% Conductivity
	C	#10 Solid Copper
Pigtail Option 1	C	Conductor Location: Center
		No Over Hang Leave Blank
Pigtail Option 2	1/0	1/0 Solid
	2/0	2/0 Solid
Pigtail Option 3	S	Wire Type (ie: S = Solid, Blank = Stranded)
Other Options 1	01	Overlapping One End
	02	Overlapping Two Ends
		No Over Hang Leave Blank

Catalog No.	Description
GM4666C1/0S	4' x 6' x 6" On Center - #6 Solid Copper - Center Conductor 1/0 Solid Pigtail
GM4666	4' x 6' x 6" On Center - #6 Solid Copper
GM468B	4' x 6' x 8" On Center - #6 Copper Clad Steel 40% Conductivity
GM105012801	10' x 50' x 12" On Center - #8 Solid Copper - with Over Hang One End
GM1230126	12' x 30' x 12" On Center - #6 Solid Copper

*Custom sizes and options available upon request, contact thermOweld for details.

NOTES:

- Overlapping ends are equal to 1/2 the spacing plus 2" Don't count overhang for total dimensions.
- Center wire conductors overhang 6" on each end.
- Typical Sizes: 4' x 4', and 4' x 6', Mesh is also available on rolls. Contact factory for details
- Silver Solder Brazed
- Minimum spacing available is 2". UL467 allows 4" to 24" spacing for listing

UL LISTED PREFABRICATED COPPER GROUND MESH

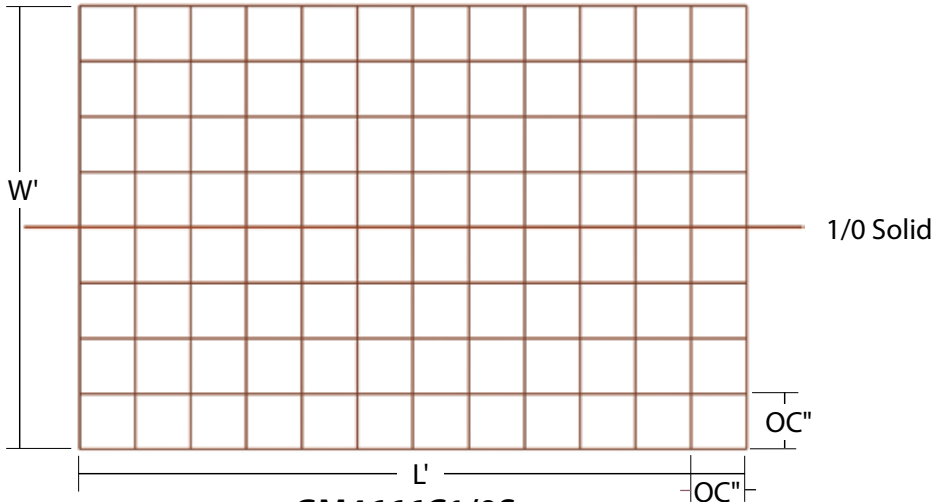

GM4666C1/0S

Type	Width (W)	Length (L)	O.C. Spacing	Conductor	Pigtail Options
G M	4	6	6	6	C 1 / 0 S
Ground Mesh	Width in Feet	Length in Feet	On Center Spacing in Inches	Conductor Size and Type	Pigtail Conductor Location, Size and Type

CC-14

TYPE MOLDS

Horizontal Parallel through Cables

For AWG Conductors

MOLDS FOR AWG CONDUCTORS						
Cable		Mold #	Price Key	Weld Metal	Handle Clamps	Lead Time
Run	Tap					
#8	#8	M-1929-S	18†	15	40-4565-00	2
#8 CCS	#8 CCS	M-6210-S	18†	15	40-4565-00	2
#6	#6	M-5618-S	18†	25	40-4565-00	2
#6 CCS	#6 CCS	M-6207-S	18†	15	40-4565-00	2



- **For sizes not listed, contact thermOweld®.**
- Molds listed are for concentric stranded cable. Add suffix "-S" to mold number for solid conductors.
- CCS = Copper Clad Steel
- For molds with wear plates, see page .
- For expedited service, contact thermOweld®.
- Required Tools;
  Handle Clamps w/ Flint Ignitor (see chart for correct handles)
  38-0309-00 ~ Flint Ignitor or 38-EZLT-RU EZ Lite Remote®
  † ~ Sold complete with handles
- Other recommended accessories;
  38-3922-00 ~ Mold Cleaning Brush
  38-0135-00 ~ Cable Cleaning Brush
  38-0330-00 ~ Cable Clamp

PIPE CLAMPS

- Manufactured from electroplated tinned bronze or aluminum.
- Wider conductor range; #6 through 250 MCM.
- Features "quick connect", bidirectional design.
- PEM® stud ensures a flush mounting surface.
- Suitable for Direct Burial.

Pipe Range .5/.75

Catalog Number	Material	Nominal Pipe Size Range	Pipe Outside Diameter	Box Qty.
38-6349-00	Tinned Bronze	.5" to .75"	.375" to 1"	5

Pipe Range 1/1.25

Catalog Number	Material	Nominal Pipe Size Range	Pipe Outside Diameter	Box Qty.
38-6350-00	Tinned Bronze	1" to 1.25"	.75" to 1.7"	5
38-6350-01	Aluminum	1" to 1.25"	.75" to 1.7"	5

Pipe Range 1.5/2 - 6

Catalog Number	Material	Nominal Pipe Size Range	Pipe Outside Diameter	Box Qty.
38-6351-00	Tinned Bronze	1.5" to 2"	1" to 2.4"	5
38-6351-01	Aluminum	1.5" to 2"	1" to 2.4"	5
38-6351-02	Tinned Bronze	2.5" to 3"	2.25" to 3.5"	5
38-6351-03	Aluminum	2.5" to 3"	2.25" to 3.5"	5
38-6351-04	Tinned Bronze	3.5" to 4"	3.2" to 4.5"	5
38-6351-05	Aluminum	3.5" to 4"	3.2" to 4.5"	5
38-6351-06	Tinned Bronze	5" to 6"	5.63" to 6.63"	5
38-6351-07	Aluminum	5" to 6"	5.63" to 6.63:	5

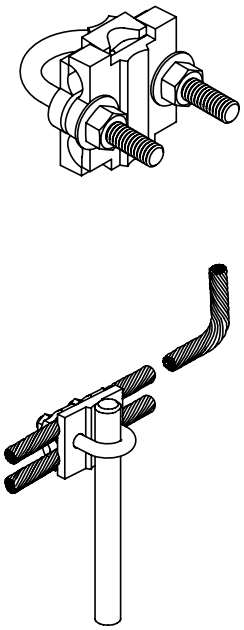

Pipe Range .5/.75

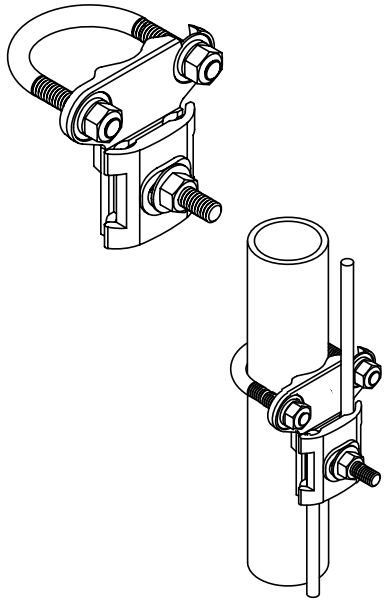

Pipe Range 1/1.25

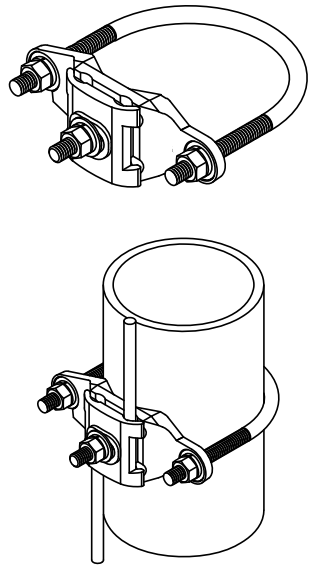

Pipe Range 1.5/2 - 6

UNIVERSAL PIPE CLAMPS

Catalog Number	Nominal Pipe Size	Box Qty
38-6352-00	.75″ to 1.25″	10
38-6353-00	1.5″ to 2″	10
38-6353-01	2.5″ to 3″	5
38-6353-02	3.5″ to 4″	5
38-6353-03	5″ to 6″	10
38-6353-04	8″	5
38-6353-05	10″	5
38-6353-06	12″	5

- All clamps provide 1-1/2" of contact area to ensure sufficient electrical contact for both ground fault and lightning current.
- These clamps can be connected to ground conductors via exothermic connections and/or standard compression lugs.
- Lug ends are 1/4" x 1" and have holes that are 3/8" diameter 1" on center spacing.
- The Universal Pipe Clamp 38-6352-00 provides bidirectional grounding capabilities making it the perfect connection for grounding fence rail to fence post applications.
- Sizes range from 3/4" up through 6" nominal pipe diameters.
- All clamps are manufactured from highly conductive tinned copper and feature stainless steel hardware.

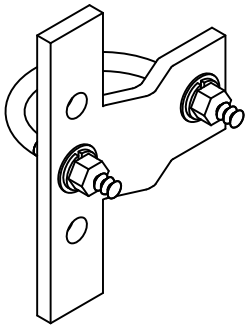

38-6352-00

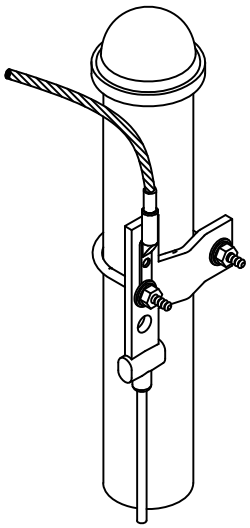

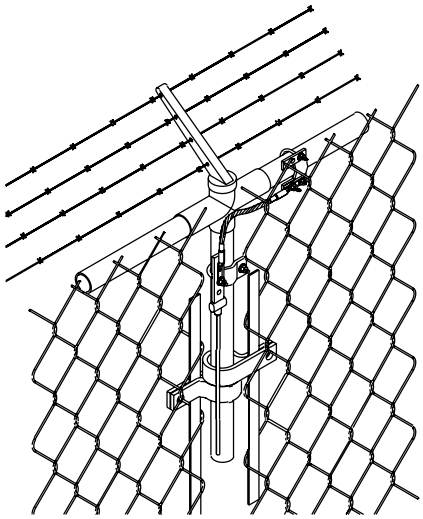

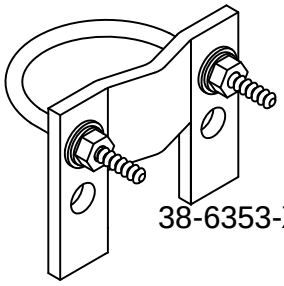

38-6353-XX

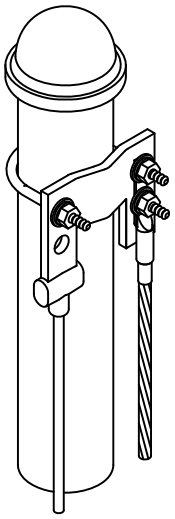

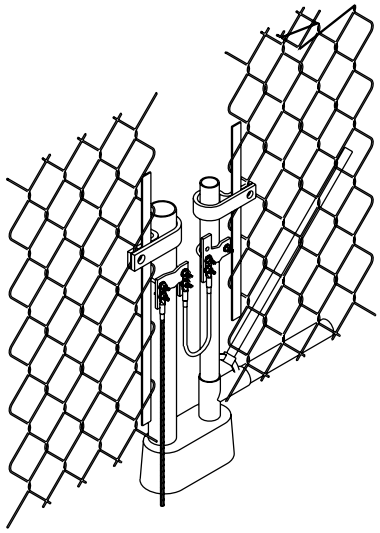

FENCE CLAMP ASSEMBLIES

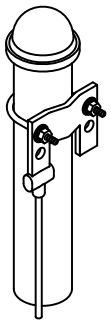

Figure 1
EXAMPLE
0000-38-6007-1D
3" Post
Left Ground Conductor is
#2 AWG Tinned Solid x 24" long
No Right Ground Conductor

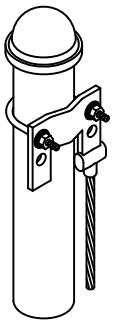

Figure 2
EXAMPLE
0000-38-6010-6L
4" Post
No Left Ground Conductor
Right Ground Conductor is
4/0 Concentric x 144" long

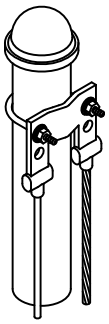

Figure 3
EXAMPLE
0000-38-6013-1D
1.5" Post
Left Ground Conductor is
#2 AWG Tinned Solid x 24" long
Right Ground Conductor is
#2 AWG Tinned Solid x 24" long

Catalog Number	Nominal Pipe Size	Figure
38-6003-†‡	Fits 3/4" to 1 1/4" Post - Left Hand	1
38-6004-†‡	Fits 3/4" to 1 1/4" Post - Right Hand	2
38-6005-†‡	Fits 1 1/2" to 2" Post - Left Hand	1
38-6006-†‡	Fits 1 1/2" to 2" Post - Right Hand	2
38-6007-†‡	Fits 2 1/2" to 3" Post - Left Hand	1
38-6008-†‡	Fits 2 1/2" to 3" Post - Right Hand	2
38-6009-†‡	Fits 3 1/2" to 4" Post - Left Hand	1
38-6010-†‡	Fits 3 1/2" to 4" Post - Right Hand	2
38-6011-†‡	Fits 3/4" to 1 1/4" Post	3
38-6013-†‡	Fits 1 1/2" to 2" Post	3
38-6015-†‡	Fits 2 1/2" to 3" Post	3
38-6017-†‡	Fits 3 1/2" to 4" Post	3

Replace † with the appropriate code from Chart A and ‡ from Chart B. See examples above. For sizes and combinations not listed, contact factory.

Chart A (†)

Ground Conductor Size Codes
1 = #2 AWG Tinned Solid
2 = #2 AWG Concentric
3 = #1 AWG Concentric
4 = 1/0 Concentric
5 = 2/0 Concentric
6 = 4/0 Concentric
7 = 250 MCM Concentric
8 = 300 MCM Concentric
9 = 350 MCM Concentric

Chart B(‡)

Conductor Length Codes

A = 6"	G = 10"
B = 12"	H = 96"
C = 18"	J = 60"
D = 24"	K = 72"
E = 36"	L = 144"
F = 48"	M = 30"

FENCE FABRIC GROUND CLAMPS

Catalog Number	Conductor Size	Box Qty
38-6354-00	#2	25
38-6354-01	#2 and 4/0	10
38-6354-02	#8	25
38-6354-03	#6	25
38-6354-04	#4	25
38-6354-05	2/0	10

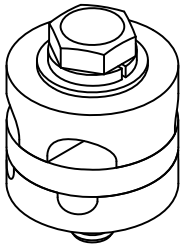

- Unique design allows clamp to form connections at most any angle.
- Specific uses include connection to both fence fabric and barbed wire.
- The conductor maintains a direct path to ground while connected to an object that is parallel, perpendicular or in any degree in between.
- Electroplated tinned brass clamp comes complete with stainless steel hardware.
- Allows for use with most metallic surfaces including galvanized.
- Other sizes available. Contact the factory for details.

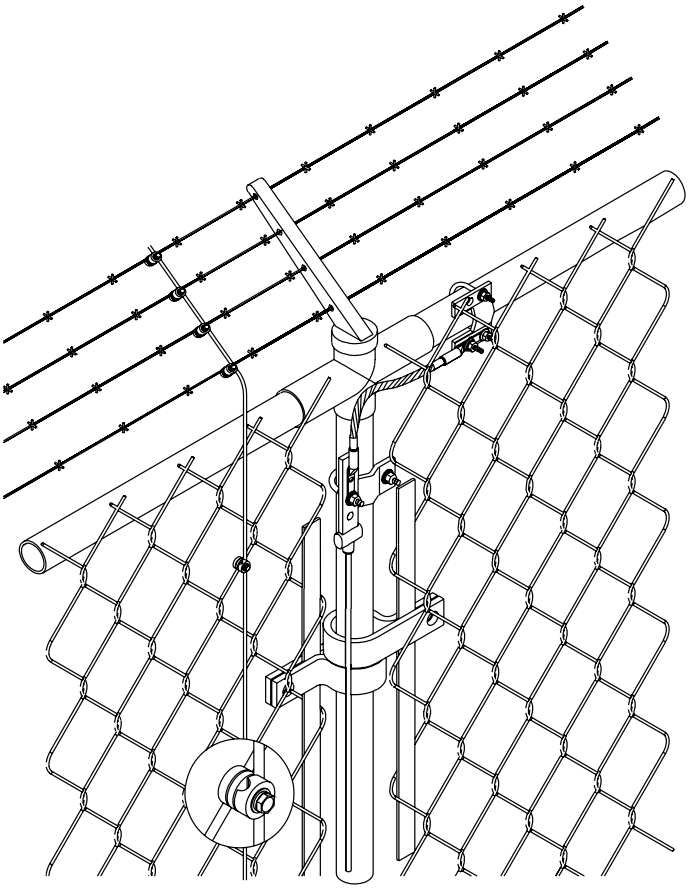

Fence Ground System

Fence grounding systems are designed to provide protection against dangerous "touch" potentials. The Fence Fabric Ground Clamp is an integral component of this personnel safety system.

FLEXIBLE GATE JUMPERS

Catalog Number	Jumper Size	Mold Size	Box Qty
38-5532-24	#2	#2 SOLID	10
38-5533-24	2/0	2/0 STR	10
38-5534-24	4/0	4/0 STR	10

- Can be used with the universal pipe clamps or can be exothermically welded to the fence/gate post themselves.
- Three sizes designed to fit either a #2 solid, 2/0 stranded or 4/0 stranded exothermic mold.
- Other lengths available. Contact the factory for details.
- Flex jumpers made from welding cable.
- Standard length is 24" long.

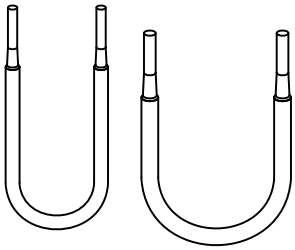

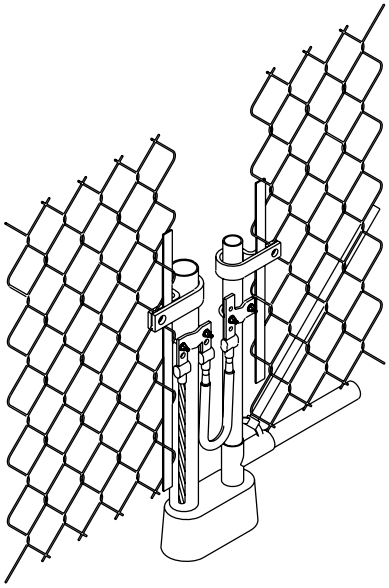

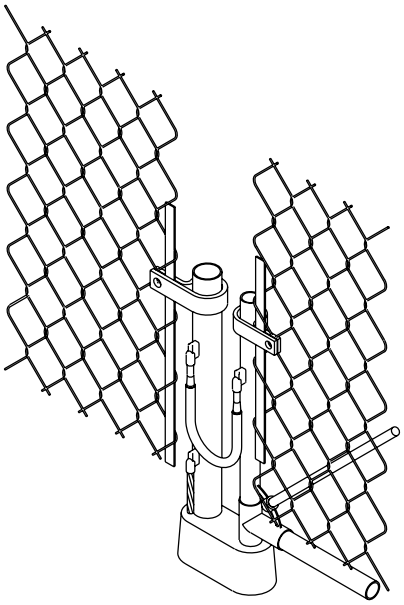

CB-1 Weld Type

Cable Size	Lug Size	Mold #	Weld Metal	Price Key
#2 Sol	1/4" X 1"	M-6667-S	#65	4
2/0	1/4" X 1"	M-981	#65	4
4/0	1/4" X 1"	M-985	#90	4

CS-23 Weld Type

Cable Size	Mold #	Weld Metal	Price Key
#2 Sol	M-2781-SV(P.S.)	#65	4
2/0	M-2540-V(P.S.)	#115	4
4/0	M-8718-V(P.S.)	#150	4

(P.S.) = ADD PIPE SIZE
(EX. M-8718-V3 = 4/0 STR TO 3" VERTICAL PIPE)

CB-1

CS-23

CS-23 Weld Type (Pipe Range)

Cable Size	Nominal Pipe Size	Mold #	Weld Metal	Price Key
#2 Sol	1 1/4" to 4"	M-6199-S	#65	4
2/0	1 1/4" to 3 1/2" Pipe	M-5495	#90	4
	2" to 4" Pipe	M-7202	#90	4
4/0	1 1/4" to 4" Pipe	M-5622	#150	4

FENCE GATE ASSEMBLIES
(EXOTHERMICALLY WELDED)

0000-38-5990-C0
4" Fence Post
1.5" Gate Post
Fence Post is on the **Right**
4/0 Welding Cable Jumper x 18" long
No Ground Conductor

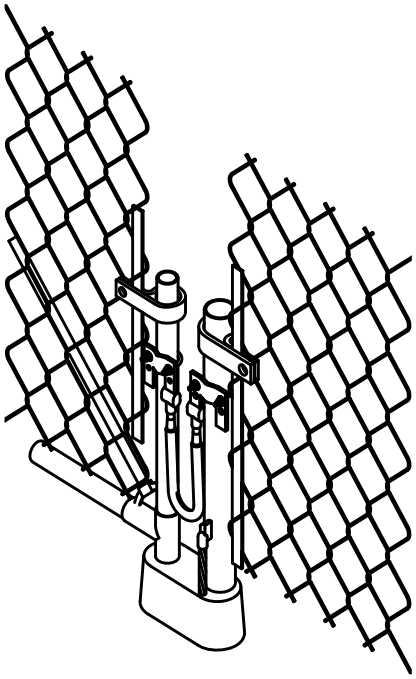

Follow the steps outlined below to specify the Fence Clamp Assembly (Exothermically Welded) you need. Replace (†) with the appropriate code from Chart A to specify the length of the flexible jumper and replace (‡) with the appropriate code from Chart B to specify the flexible jumper size. Contact factory for sizes not listed.

Catalog Number	Description
38-5987-†‡	Fits 3 1/2" to 4" Gate Post X 3/4" to 1 1/4" Gate Frame - LH
38-5988-†‡	Fits 3 1/2" to 4" Gate Post X 3/4" to 1 1/4" Gate Frame - RH
38-5989-†‡	Fits 3 1/2" to 4" Gate Post X 1 1/2" to 2" Gate Frame - LH
38-5990-†‡	Fits 3 1/2" to 4" Gate Post X 1 1/2" to 2" Gate Frame - RH
38-5991-†‡	Fits 2 1/2" to 3" Gate Post X 3/4" to 1 1/4" Gate Frame - LH
38-5992-†‡	Fits 2 1/2" to 3" Gate Post X 3/4" to 1 1/4" Gate Frame - RH
38-5993-†‡	Fits 2 1/2" to 3" Gate Post X 1 1/2" to 2" Gate Frame - LH
38-5994-†‡	Fits 2 1/2" to 3" Gate Post X 1 1/2" to 2" Gate Frame - RH
38-5995-†‡	Fits 1 1/2" to 2" Gate Post X 3/4" to 1 1/4" Gate Frame - LH
38-5996-†‡	Fits 1 1/2" to 2" Gate Post X 3/4" to 1 1/4" Gate Frame - RH

Chart A (†)

Flexible Jumper Length Codes
B = 12"
C = 18"
D = 24"
E = 36"
F = 48"

Chart B (‡)

Flexible Jumper Size Codes
2 = #2 AWG Welding Cable
1 = 2/0 AWG Welding Cable
0 = 4/0 AWG Welding Cable

FENCE GATE ASSEMBLIES
(EXOTHERMICALLY WELDED)

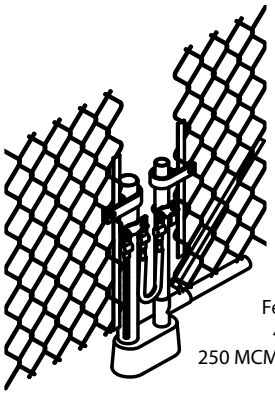

38-6358-7F
3" Fence Post
1.5" Gate Post
Fence Post is on the **Left**
4/0 Jumper x 24" long
250 MCM Ground Conductor x 48" long

Follow the steps outlined below to specify the Fence Clamp Assembly (Exothermically Welded) you need. Replace (†) with the appropriate code from Chart A to specify the size of the ground conductor and replace (‡) with the appropriate code from Chart B to specify the length of the ground conductor.

Catalog Number	Flexible Jumper	Description	Left/Right Hand
38-6356-†‡	4/0 W/C	Fits 1 1/2" to 2" Gate Post & 3/4" to 1 1/4" Gate Frame	Left Hand
38-7356-†‡			Right Hand
38-6357-†‡		Fits 2 1/2" to 3" Gate Post & 3/4" to 1 1/4" Gate Frame	Left Hand
38-7357-†‡			Right Hand
38-6358-†‡		Fits 2 1/2" to 3" Gate Post & 1 1/2" to 2" Gate Frame	Left Hand
38-7358-†‡			Right Hand
38-6359-†‡		Fits 3 1/2" to 4" Gate Post & 3/4" to 1 1/4" Gate Frame	Left Hand
38-7359-†‡			Right Hand
38-6360-†‡		Fits 3 1/2" to 4" Gate Post & 1 1/2" to 2" Gate Frame	Left Hand
38-7360-†‡			Right Hand
38-6361-†‡	2/0 W/C	Fits 1 1/2" to 2" Gate Post & 3/4" to 1 1/4" Gate Frame	Left Hand
38-7361-†‡			Right Hand
38-6362-†‡		Fits 2 1/2" to 3" Gate Post & 3/4" to 1 1/4" Gate Frame	Left Hand
38-7362-†‡			Right Hand
38-6363-†‡		Fits 2 1/2" to 3" Gate Post & 1 1/2" to 2" Gate Frame	Left Hand
38-7363-†‡			Right Hand
38-6364-†‡		Fits 3 1/2" to 4" Gate Post & 3/4" to 1 1/4" Gate Frame	Left Hand
38-7364-†‡			Right Hand
38-6365-†‡		Fits 3 1/2" to 4" Gate Post & 1 1/2" to 2" Gate Frame	Left Hand
38-7365-†‡			Right Hand
38-6366-†‡	#2 W/C	Fits 1 1/2" to 2" Gate Post & 3/4" to 1 1/4" Gate Frame	Left Hand
38-7366-†‡			Right Hand
38-6367-†‡		Fits 2 1/2" to 3" Gate Post & 3/4" to 1 1/4" Gate Frame	Left Hand
38-7367-†‡			Right Hand
38-6368-†‡		Fits 2 1/2" to 3" Gate Post & 1 1/2" to 2" Gate Frame	Left Hand
38-7368-†‡			Right Hand
38-6369-†‡		Fits 3 1/2" to 4" Gate Post & 3/4" to 1 1/4" Gate Frame	Left Hand
38-7369-†‡			Right Hand
38-6370-†‡		Fits 3 1/2" to 4" Gate Post & 1 1/2" to 2" Gate Frame	Left Hand
38-7370-†‡			Right Hand

Chart A (†)

Ground Conductor Size Codes
1 = #2 Sol (Tinned)
2 = #2 Str
3 = #1 Str
4 = 1/0 Str
5 = 2/0 Str
6 = 4/0 Str
7 = 250 Mcm

Chart B (‡)

Ground Conductor Length Codes

A = 6"	G = 10"
B = 12"	H = 96"
C = 18"	J = 60"
D = 24"	K = 72"
E = 36"	L = 144"
F = 48"	M = 30"

NOTE: All the listed Fence Gate Assemblies on this page come with a 24" long flexible jumper. For Fence Gate Assemblies with Jumpers other than 24" long, contact factory.

FENCE GATE ASSEMBLIES
(COMPRESSION LUGS)

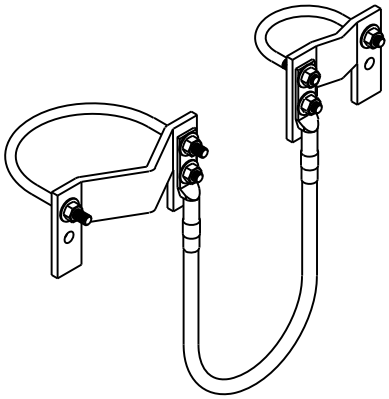

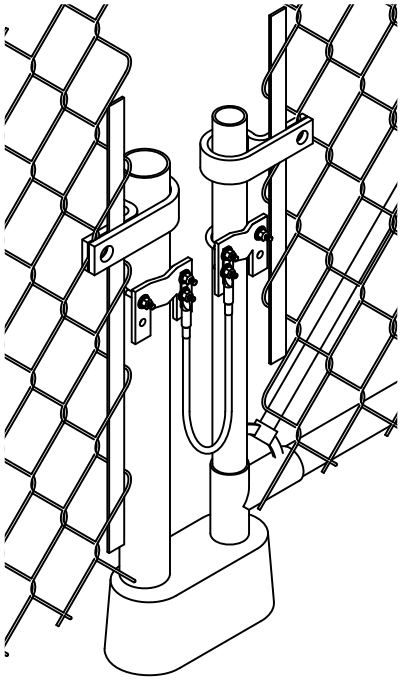

Catalog Number	Nominal Gate Post Size Range	Nominal Fence Post Size Range	Jumper Size	Jumper Length	Box Qty
38-6355-00	1.5″ to 2″	2.5″ to 3″	#2 AWG	24″	1
38-6355-01	1.5″ to 2″	3.5″ to 4″	#2 AWG	24″	1
38-6355-02	1.5″ to 2″	5″ to 6″	#2 AWG	24″	1

- Integral component of a fence grounding system.
- Helps eliminate dangerous touch potential.
- Used when it is not feasible to exothermically bond to fence/gate posts.
- Flex jumper assemblies use #2 AWG welding cable.

COPPER SPLIT BOLTS

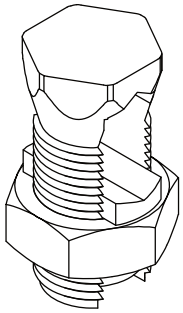

Catalog Number	Range for Equal Run & Tap (Copper)			Maximum Tap with Maximum Cable Run
	Max. Solid Conductor	Minimum	Maximum	
38-6431-01	#8 Sol	#12 Str	#10 Str	#16 Str
38-6431-07 †	#8 Sol	#10 Str	#8 Str	#14 Str
38-6431-11 †	#6 Sol	#8 Str	#6 Str	#14 Str
38-6431-03 †	#4 Sol	#8 Str	#4 Str	#14 Str
38-6431-08 †	#2 Sol	#6 Str	#3 Str	#14 Str
38-6431-02 †	#1 Sol	#6 Str	#2 Str	#14 Str
38-6431-04 †	2/0 Sol	#4 Str	1/0 Str	#14 Str
38-6431-05 †	3/0 Sol	#2 Str	2/0 Str	#14 Str
38-6431-14 †	4/0 Sol	#1 Str	3/0 Str	#8 Sol
38-6431-06 †	4/0 Sol	#1 Str	250 MCM	#8 Str
38-6431-09 †		1/0 Str	350 MCM	1/0 Str
38-6431-10 †		2/0 Str	500 MCM	2/0 Str
38-6431-12		4/0 Str	750 MCM	4/0 Str
38-6431-13		300 MCM	1000 MCM	4/0 Str

† UL Listed for direct burial

WATER PIPE GROUND CLAMPS

Catalog Number	Accomodates Conductor Range			Hardware Material
	Water Pipe Size	Rebar	Conductor	
38-6686-01	1/2" - 1"	–	#10 Str - #2 Str	Zinc Plated Steel
38-6686-04 †	1/2" - 1"	#4 - #8	#10 Str - #2 Str	Silcone Bronze
38-6686-05	1/2" - 1"	–	#10 Str - #2 Str	Brass
38-6686-02	1 1/4" - 2"	–	#10 Str - #2 Str	Zinc Plated Steel
38-6686-06 †	1 1/4" - 2"	–	#10 Str - #2 Str	Silcone Bronze
38-6686-03	2 1/2" - 4"	–	#10 Str - #2 Str	Zinc Plated Steel
38-6686-07	4 1/2" - 6"	–	#10 Str - #2 Str	Zinc Plated Steel
38-6686-08	1/2"-1"	–	#10 Str - #2 Str	Zinc Plated Steel

† UL Listed for direct burial

Section 11

Earthing/Grounding Products (Metric)

Description ..... Page #

11.1 Ground Rods and Accessories (Metric) 240-242
11.2 Inspection Pits & Accessories (Metric) 243
11.3 Earth Plates & Lattice (Metric) 244
11.4 Ground Rod Clamps (Metric) 245-248
11.5 Earth Bonds (Metric) 249-250
11-6 Crimp Connections (Metric) 251
11.7 Flexible Bonds & Clamps (Metric) 252
11.8 Earth Bars & Disconnection Links (Metric) 253

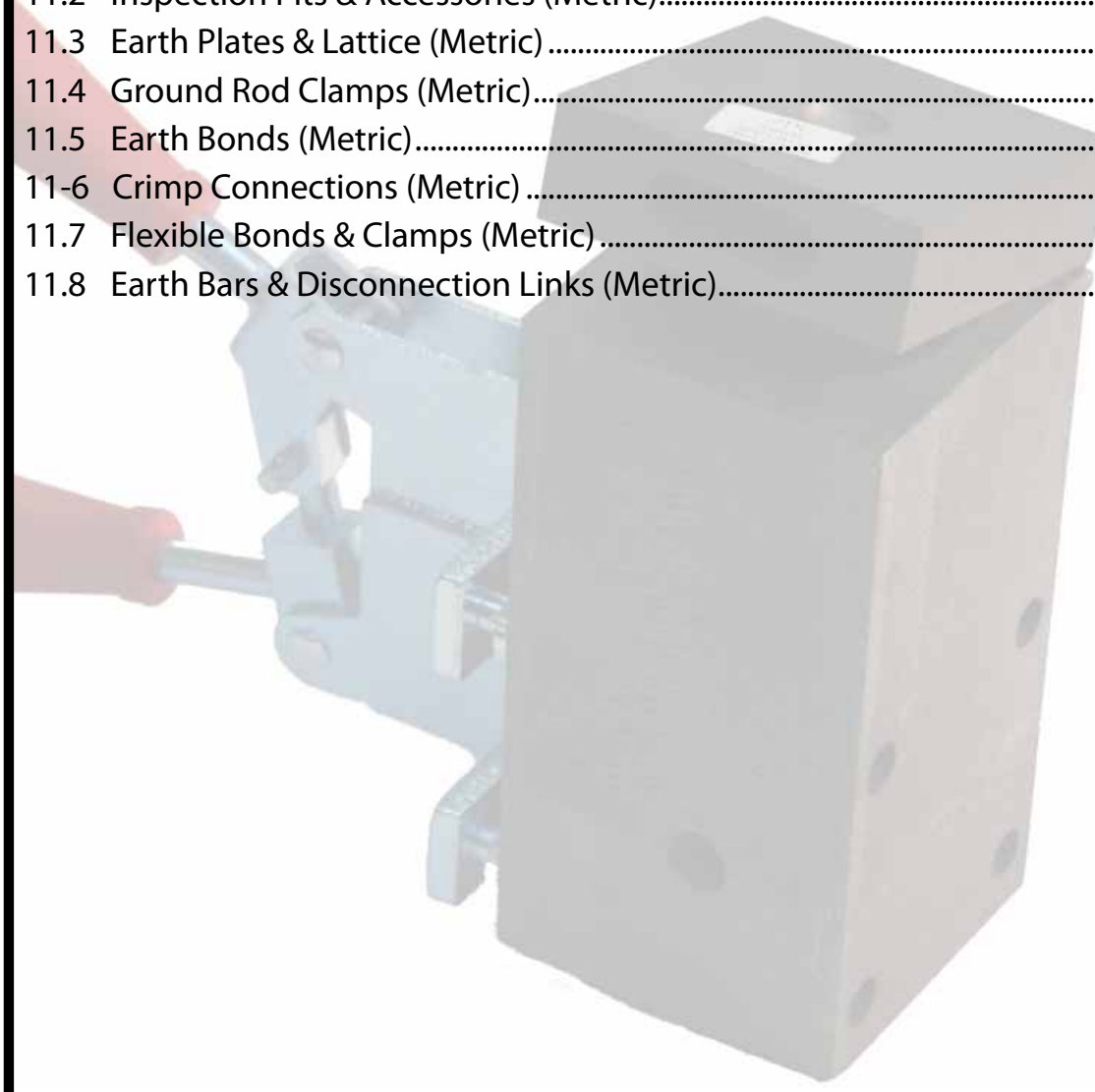

GROUND RODS

Solid Copper Ground Rods

(Internally Threaded)

Pure copper ground rods are used where extreme soil conditions such as high salt or moisture content demands high corrosion resistance and exceptionally long life ground rods. Solid Copper Ground Rods are made from high conductivity hard drawn copper to BS2874 C101.

Solid Copper Ground Rods (Internally Threaded)			
Catalog #	Rod Dia (mm)	Length (mm)	Thread Dia
38-8002-01	14.0	1200	M10
38-8002-02	14.0	1500	M10
38-8002-03	15.0	1200	M10
38-8002-04	15.0	1500	M10
38-8002-05	16.0	1200	M10
38-8002-06	16.0	1500	M10
38-8002-07	20.0	1200	M12
38-8002-08	20.0	1500	M12

Solid Copper Ground Rods

(Externally Threaded)

thermOweld® offers pure copper ground rods for use where extreme soil conditions such as high salt or moisture content demands high corrosion resistance and exceptionally long life ground rods. Solid Copper Ground Rods are made from high conductivity hard drawn copper to BS2874 C101. Threads are formed by a roll threading process to ensure extra strength and to avoid the risk of chipping while driving the rods in the ground.

Solid Copper Ground Rods (Externally Threaded)			
Catalog #	Rod Dia (mm)	Length (mm)	Thread Dia
38-8003-01	14.0	1200	5/8"
38-8003-02	14.0	1500	5/8"
38-8003-03	17.2	1200	3/4"
38-8003-04	17.2	1500	3/4"

GROUND RODS & ACCESSORIES

Stainless Steel Ground Rod

(Internally Threaded)

Stainless Steel Ground Rods are used where galvanic corrosion is likely to affect the ground rods due to dissimilar metals buried in close proximity, as copper ground rods are move vulnerable to galvanic corrosion. Stainless Steel Rods are more anodic than copper and are more effective against corrosion problems. These rods are manufactured from austenitic stainless steel to BS 970, Grade 316 S12.

Stainless Steel Ground Rods (Internally Threaded)			
Catalog #	Rod Dia (mm)	Length (mm)	Thread Dia
38-8004-01	16.0	1500	M10
38-8004-02	16.0	1800	M10
38-8004-03	16.0	2400	M10
38-8004-04	20.0	1500	M12
38-8004-05	20.0	1800	M12
38-8004-06	20.0	2400	M12

Driving Stud

Suitable for both manual and power hammering. Can be reused.

Driving Stud	
Catalog #	Thread Dia
38-8006-01	9/16"
38-8006-02	5/8"
38-8006-03	3/4"

Eye Bolt

These eye Bolts can be directly screwed onto rods, thereby offering a static discharge unit.

Eye Bolt	
Catalog #	Thread Dia
38-8007-01	9/16"
38-8007-02	5/8"
38-8007-03	3/4"

GROUND RODS & ACCESSORIES

Driving Head

Suitable for both manual and power hammering.
Can be reused.

Driving Head		
Catalog #	Thread Dia	OD (mm)
38-8008-01	M10	15
38-8008-02	M10	20

Internal Coupling Dowel

Internal coupling dowels are used to join solid copper or stainless steel rods.

Internal Coupling Dowel		
Catalog #	Thread Dia	Material
38-8009-02	M10	Brass
38-8009-03	M10	Stainless Steel

Driving Spike

Driving Spikes enable the rod to be driven easily and prevents damaging the copper rods.

Driving Spike			
Catalog #	Thread Dia	OD (mm)	Internal/External
38-8010-01	M10	15	External
38-8010-02	M10	20	External
38-8010-03	5/8"	20	Internal
38-8010-04	3/4"	25	Internal

INSPECTION PITS

Concrete Inspection Pit

The Concrete Inspection Pit is load rated to 5,000 kgs. and is suitable for most types of earthing and lightning protection installations.

The Pit can have an earth bar fitted diagonally across in slots provided for multiple connections.

Concrete Inspection Pit
Catalog #
38-8011-01

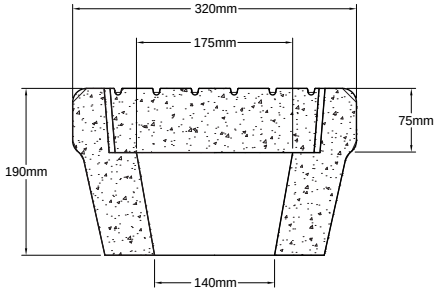

Earth Bars for Inspection Pit

Earth Bars are used for fitting into slots provided in the earth pit where multiple connections are required to the earth rod.

Earth Bars for Inspection Pit				
Catalog #	L (mm)	W (mm)	D (mm)	# of Holes
38-8012-01	300	31	6	5
38-8012-02	300	31	6	7
38-8012-03	225	31	6	5

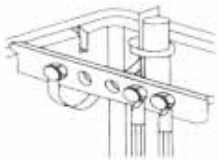

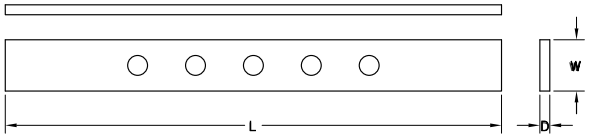

EARTH PLATES & LATTICE

Earth Plate

Earth Plates are used where rods are unsuitable. Earth Plates provide a long lasting alternative when compared to earth rods.

Earth Plate		
Solid Copper Catalog #	Copper Bonded Catalog #	Plate Size (mm)
38-8015-01	38-8016-01	500 x 500 x 1.5
38-8015-02	38-8016-02	500 x 500 x 3
38-8015-03	38-8016-03	600 x 600 x 1.5
38-8015-04	38-8016-04	600 x 600 x 3
38-8015-05	38-8016-05	900 x 900 x 1.5
38-8015-06	38-8016-06	900 x 900 x 3
38-6833-00	N/A	1000 x 1000 x 1
38-8015-07	38-8016-07	1000 x 1000 x 1.5
38-8015-08	38-8016-08	1000 x 1000 x 3

Earth Lattice

Lattice earth mats are used as an alternative to earth plates

Earth Bars for Inspection Pit			
Catalog #	Lattice Size (mm)	Conductor Size (mm)	No. of Strips
38-8017-01	500 x 500	25 x 3	5 x 5
38-8017-02	600 x 600	25 x 3	5 x 5
38-8017-03	900 x 900	25 x 3	5 x 5
38-8017-04	900 x 900	50 x 6	7 x 7
38-8017-05	1000 x 1000	25 x 3	5 x 5
38-8017-06	1000 x 1000	50 x 6	7 x 7

GROUND ROD CLAMPS

thermOweld® offers a variety of ground rod clamps suitable for different applications. Conductivity, Mechanical strength and corrosion resistance are important considerations in clamp design to ensure the earthing system is perfect for the life time of the system. All clamps are made of high strength copper alloy bodies and screws of aluminum bronze, phosphor bronze, and stainless steel etc... (commercial Brass is never used)

Rod to Tape Clamp

Type 'A'

Used for joining ground rods to copper tapes, these clamps are available to suit different sizes of earth rods and copper tapes.

Rod to Tape Clamp - Type 'A'		
Catalog #	Rod Dia (mm)	Tape Width (mm)
38-8018-01	12 - 20	25
38-8018-02	12 - 20	31
38-8018-03	12 - 20	38
38-8018-04	12 - 20	50

Rod to Cable Clamp

Type 'G'

These clamps are used for joining ground rods to copper cables.

Rod to Tape Clamp - Type 'G'		
Catalog #	Rod Dia (mm)	Conductor Range (mm^2)
38-8019-01	12.7	16 - 70
38-8019-02	14.2	16 - 70
38-8019-03	17.2	35 - 95
38-8019-04	20.0	50 - 150
38-8019-05	25.0	70 - 185

GROUND ROD CLAMPS

U Bolt Rod Clamp

Type 'E1'

These clamps are used to connect tape to the ground rod.

U Bolt Rod Clamp - Type 'E1'		
Catalog #	Rod Dia (mm)	Tape Width (mm)
38-8020-01	12 - 20	25 - 50
38-8020-02	25	25 - 50

Rod to Tape Clamp

Type 'E2'

These clamps are used to connect tape to the ground rod. This clamp is provided with an additional plate to fix the tape in a vertical position as well.

Rod to Tape Clamp - Type 'E2'		
Catalog #	Rod Dia (mm)	Tape Width (mm)
38-8021-01	12 - 20	25
38-8021-02	25	25
38-8021-03	12 - 20	50
38-8021-04	25	50

Rod to Cable Clamp

Type 'GUV'

Heavy Duty Copper Alloy Double Plate Clamps are suitable for connecting Ground Rod with stranded Cables / round conductors.

Rod to Cable Clamp - Type 'GUV'		
Catalog #	Rod Dia (mm)	Conductor Range (mm^2)
38-8022-01	12 - 20	35 - 185
38-8022-02	16 - 25	70 - 300

GROUND ROD CLAMPS

Rod to Cable and Tape Clamp

Type 'GUT'

These Special Duty Copper Alloy Tri PLate Clamps are suitable for connecting all the conductors in a single clamp, like; Ground Rods with stranded Cables, round conductors and copper tape.

Rod to Cable & Tape Clamp - Type 'GUT'			
Catalog #	Rod Dia (mm)	Conductor Range (mm)	Tape Width (mm)
38-8023-01	14 - 25	50 - 185	25

Rod to Cable Clamp

Type 'SCE'

Heavy Duty Copper Alloy Double Plate Clamps are suitable for connecting Ground Rods with stranded Cables / round conductors.

Rod To Cable Clamp - Type 'SCE'		
Catalog #	Rod Dia (mm)	Conductor Range (mm^2)
38-8024-01	12 - 20	35 - 185
38-8024-02	16 - 25	70 - 300

Rod to Cable Lug Clamp

Type 'B'

These clamps are used to connect cable lugs to ground rods.

Rod to Cable Lug Clamp - Type 'B'	
Catalog #	Rod Dia (mm)
38-8039-01	12 - 20

GROUND ROD CLAMPS

Split Connector Clamp

Type 'L'

Used with threaded and unthreaded rods, suitable for connecting ground rods with cable lugs.

Rod to Cable Lug Clamp - Type 'L'	
Catalog #	Rod Dia (mm)
38-8040-01	12.7
38-8040-02	14.2
38-8040-03	15.0
38-8040-04	16.0
38-8040-05	17.2
38-8040-06	20.0

Rod to Cable Lug Clamp - Type 'L'	
Catalog #	Thread Dia
38-8040-07	9/16"
38-8040-08	5/8"
38-8040-09	3/4"

EARTH BONDS

RWP Bond

Rainwater Pipe Bonds are used for bonding tapes to rainwater pipes and hand rails, etc...

RWP Bond		
Catalog #	Tape Width (mm)	Bolt Size
38-8041-01	25.0	M10

Watermain Pipe Bond

These types of bonds are used for bonding pipes into the earthing or lightning protection systems. thermOweld® watermain pipe bonds are used for bonding tape to large diameter pipes.

Watermain Pipe Bond	
Catalog #	Tape Width (mm)
38-8042-01	25.0



Tower Earth Clamp Single Plate

Tower Earth Clamps are designed for bonding copper conductors to metal surfaces.

Tower Earth Clamp Single Plate			
Catalog #	Conductor Range (mm^2)	Channel Thickness (mm)	Bolt Size
38-8043-01	16 - 70	10	M10
38-8043-02	70 - 120	10	M10
38-8043-03	120 - 185	10	M12
38-8043-04	185 - 240	10	M12

EARTH BONDS

Tower Earth Clamp Double Plate

Tower Earth Clamps are designed for bonding copper conductor to metal surfaces.

Tower Earth Clamp Double Plate			
Catalog #	Conductor Range (mm^2)	Channel Thickness (mm)	Bolt Size
38-8044-01	16 - 70	10	M10
38-8044-02	70 - 120	10	M10
38-8044-03	120 - 185	10	M12
38-8044-04	185 - 240	10	M12

B Bond

B Bonds are used for bonding tape to metal structure.



B Bond		
Catalog #	Tape Width (mm)	Bolt Size
38-8045-01	25	M10

Earth Boss

thermOweld® Earth Boss are welded to steel vessels, tanks and structures to provide an earth point to connect to the main earthing system. Wrap the bond and connection with Petrolatum Tape. Continuous fillet weld of 5 mm is recommended.

Earth Boss			
Catalog #	Dia (mm)	Length (mm)	Stud Size (mm)
38-8046-01	30	30	10 x 30
38-8046-02	30	40	10 x 35
38-8046-03	40	40	10 x 35
38-8046-04	50	50	10 x 40

CRIMPS

Crimp Connections

Type 'C'

"C" Crimp Connectors are used to produce very robust joints. They are ideal for use in situations where exothermic welding is not appropriate and periodic disconnection is not required. These are used for parallel or Tap Connections of Copper Cables. Hydraulic Crimping tool with special dies are required for installation.

Crimp Connections - Type 'C'		
Catalog #	Main Conductor (mm^2)	Conductor Range (mm^2)
38-8053-01	25	16 - 25
38-8053-02	35	25 - 35
38-8053-03	50	16 - 25
38-8053-04	50	35 - 50
38-8053-05	70	25 - 35
38-8053-06	70	50 - 70
38-8053-07	95	35 - 50
38-8053-08	95	70 - 95
38-8053-09	120	50 - 70
38-8053-10	120	95 - 120
38-8053-11	150	70 - 95
38-8053-12	150	120 - 150
38-8053-13	185	95 - 120
38-8053-14	185	150 - 185
38-8053-15	240	120 - 150
38-8053-16	240	185 - 240

FLEXIBLE BONDS & CLAMPS

Flexible Braid Bond

Flexible Copper Braids are suitable for earth bonding where flexibility is required or the bond is subject to movements (Fences, Gates, Doors, Etc..). Other materials, sizes and types of braid can be made to order.

Flexible Braid Bond				
Catalog #	mm^2	Center to Center Dist. of Fixing Hole (mm)	Braid Dimension (mm)	Hole Size (mm)
38-8054-01	4	105	6 x 1.5	6
38-8054-02	35	150	25 x 3.5	12
38-8054-03	35	200	25 x 3.5	12
38-8054-04	35	300	25 x 3.5	12
38-8054-05	35	400	25 x 3.5	12

Earth Clamps

Earth Clamps are used to warn the open/close circuit of an earthing system. These are also used during maintenance work. The label contains "SAFETY ELECTRICAL CONNECTION SIZE 12mm - 330mm, BS: 951 DO NOT REMOVE". It has a provision for attaching earthing cable terminal to the clamp.

Label in other languages can be made to order

Earth Clamps			
Catalog #	Length (mm)	Size	Pipe Dia. (mm)
38-8055-01	152	14-1	12 - 32
38-8055-02	222	14-2	32 - 50
38-8055-03	330	14-3	50 - 75
38-8055-04	152	15-1	12 - 32
38-8055-05	222	15-2	32 - 50
38-8055-06	330	15-3	50 - 75

EARTH BARS & DISCONNECTION LINKS

Earth Bars & Disconnection Links

Earth Bars are an efficient and convenient solution for providing a common earth point to connect to the main earthing system. Integral disconnecting links are provided for isolation at the time of testing. These Earth Bars come in a variety of specifications and sizes to suit different applications. The standard sizes are shown in the table with many variations.

Other sizes and variations can be made to order.

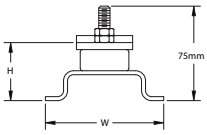

Earth Bars								
Terminals	W (mm)	H (mm)	L (Link-0)	Catalog #	L (Link-1)	Catalog #	L (Link-2)	Catalog #
6	90	48	400	38-8056-01	475	38-8057-01	550	38-8058-01
8	90	48	500	38-8056-02	575	38-8057-02	650	38-8058-02
10	90	48	650	38-8056-03	725	38-8057-03	800	38-8058-03
12	90	48	750	38-8056-04	825	38-8057-04	900	38-8058-04
14	90	48	850	38-8056-05	925	38-8057-05	1000	38-8058-05
16	90	48	950	38-8056-06	1025	38-8057-06	1100	38-8058-06
18	90	48	1050	38-8056-07	1125	38-8057-07	1200	38-8058-07
20	90	48	1200	38-8056-08	1275	38-8057-08	1350	38-8058-08
22	90	48	1300	38-8056-09	1375	38-8057-09	1450	38-8058-09
24	90	48	1400	38-8056-10	1475	38-8057-10	1550	38-8058-10
26	90	48	1500	38-8056-11	1575	38-8057-11	1650	38-8058-11
28	90	48	1650	38-8056-12	1725	38-8057-12	1800	38-8058-12
30	90	48	1750	38-8056-13	1825	38-8057-13	1900	38-8058-13

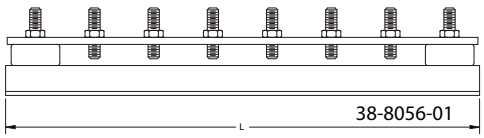

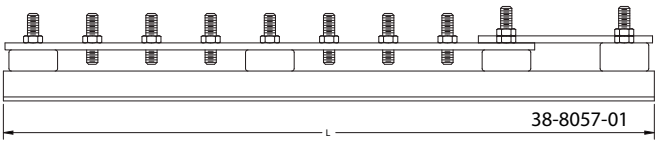

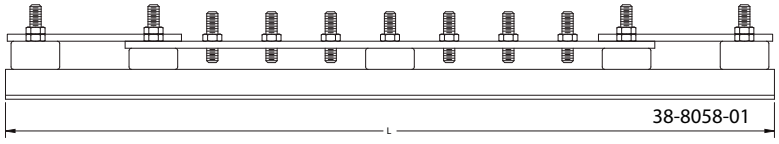

Disconnection Links			
Catalog #	L (mm)	W (mm)	H (mm)
38-8059-01	152	14-1	12 - 32

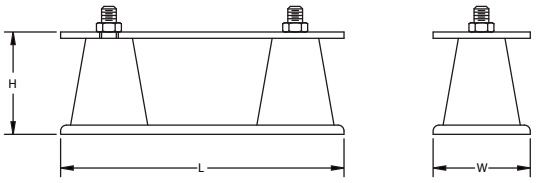

thermOweld®

Section 12

Lightning Protection Products

Description ..... Page #

12.1 Taper Pointed Air Rods, Air Terminals & Attachments (Metric) 256-257
12.2 Saddles & Attachments (Metric).....258-260
12.3 Conductors (Metric).....261-263
12.4 Guards & Flanges (Metric) 264
12.5 Conductor Attachments (Metric).....265-268
12.6 Conductor Clamps (Metric).....269
12.7 Test Clamps (Metric) 270
12.8 Clamps (Metric) 271
12.9 Bonds and Protection (Metric).....272
12.10 UL Listed Air Terminals 273
12.11 UL Listed Air Terminals Bases 274-276
12.12 UL Listed Air Terminals Splicers.....277-279

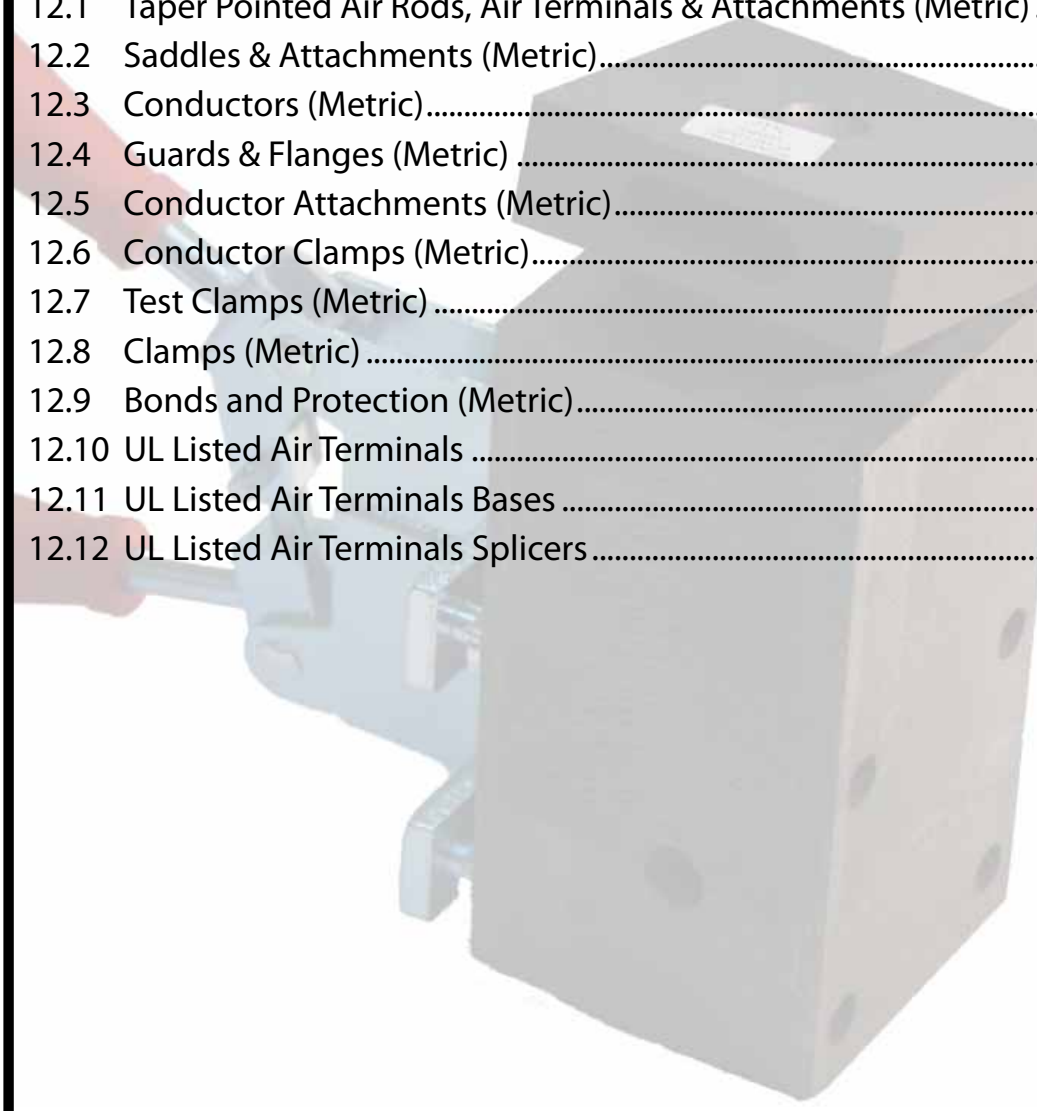

TAPER POINTED AIR RODS (Metric)

Taper Pointed Air Rods

Taper pointed air rods provide the strike point in a lightning protection system. They can be used with or without multipoints, however research indicates multiple points with taper rods offer more effectivity.

Taper Pointed Air Rods have a taper of less than 5° on one side for a perfect taper fit with multipoints. On the other side, they have suitable threads for fixing into terminal Base, Flat Saddle, Ridge Saddle, Air Rod Base, Rod Brackets and Air Rod Couplings.

Taper Pointed Air Rods				
Catalog #	Rod Length (mm)	Rod Dia (mm)	Thread Dia	Material
38-8060-01	500	15	16 mm	Copper
38-8060-02	1000	15	16 mm	Copper
38-8060-03	1200	15	16 mm	Copper
38-8060-04	1500	15	16 mm	Copper
38-8060-05	2000	15	16 mm	Copper

MultiPoint - Taper

Suitable only with copper taper pointed air rods.

MultiPoint - Taper
Catalog #
38-8062-00

Air Terminal Base - Tape

These are used for attaching air rods onto flat roof surfaces and to accomodate tape for the protection system. The threads are suitable for air rods.

Air Terminal Base - Tape		
Catalog #	Thread Dia	Max. Tape Conductor (mm)
38-8061-01	16 mm	30 x 6
38-8061-02	5/8"	30 x 6
38-8061-03	3/4"	30 x 6

AIR TERMINALS & ATTACHMENTS (Metric)

MultiPoint with Elevation Rod

thermOweld® has several options for lightning arrestors and multipoint with elevation rods as an economical option to suit different climatic conditions. Several Designs are available in Multipoint.

MultiPoint		
Catalog #	**Thread Dia**	**Material**
38-8062-01	5/8"	(A) Copper
38-8062-03		(B) Brass
38-8062-05		(C) Copper Plated
38-8062-07		(D) Gun Metal - Knife Type
38-8062-09		(E) Copper - Knife Type
38-8062-02	3/4"	(A) Copper
38-8062-04		(B) Brass
38-8062-06		(C) Copper Plated
38-8062-08		(D) Gun Metal - Knife Type
38-8062-10		(E) Copper - Knife Type

Copper
(A)

Brass (A)
Copper Plated (C)

Gun Metal - Knife Type
(D)

Copper - Knife Type
(E)

Elevation Rod				
Catalog #	**Rod Length (mm)**	**Rod Dia (mm)**	**Thread Dia**	**Material**
38-8063-01	500	15	16 mm	Copper
38-8063-02	1000	15	16 mm	Copper
38-8063-03	1300	15	16 mm	Copper
38-8063-04	800	17.2	3/4"	Copper
38-8063-05	1300	17.2	3/4"	Copper
38-8063-06	500	15	16 mm	Aluminum
38-8063-07	1000	15	16 mm	Aluminum
38-8063-08	1300	15	16 mm	Aluminum
38-8063-09	800	17.2	3/4"	Aluminum
38-8063-10	1300	17.2	3/4"	Aluminum

SADDLES & ATTACHMENTS (Metric)

Flat Saddle

Type 'C'

These are used for fixing air rods onto flat roof surfaces and accommodate circular conductors and cables to the protection system. The threads are suitable for air rods.

Flat Saddle - Type 'C'			
Catalog #	Conductor Size (mm^2)	Rod Dia (mm)	Thread Dia
38-8065-01	50 - 70	16	16 mm
38-8065-02	95	16	16 mm

Air Rod Base - Cable

These are used for attaching air rods Horizontally or Vertically and to accommodate circular conductors and cables to the protection system. The threads are suitable for air rods.



Air Rod Base - Cable			
Catalog #	Position	Conductor Size (mm^2)	Thread Dia
38-8066-01	Vertical	8	10 mm
38-8066-02	Horizontal	8	10 mm

SADDLES & ATTACHMENTS (Metric)

Rod Brackets - Side Mounting Bracket

Rod Brackets are mainly used where it is not possible to fit a saddle on the roof, so the air rod has to be fitted on the wall or to the side of the building or chimney. The Rod to Tape/Cable Coupling is used to secure air terminal to Tape or Cable.

Rod Brackets - Side Mounting Bracket	
Catalog #	Rod Dia (mm)
38-8067-01	15 - 20

Air Rod to Tape/Cable Coupling

These are used in conjunction with the Rod Brackets. The air rod is screwed into the threads provided and the Tape and Cable is secured by the Bolts provided. The threads are suitable for air rods.

Air Rod to Tape/Cable Coupling			
Catalog #	Rod Dia (mm)	Thread Dia	Conductor Dia
38-8068-01	15	16 mm	3 x 25 mm
38-8068-02	15	16 mm	50 - 70 mm²
38-8068-03	15	16 mm	95 mm²
38-8068-04	14.2	5/8"	3 x 25 mm
38-8068-05	14.2	5/8"	50 - 70 mm²
38-8068-06	14.2	5/8"	95 mm²
38-8068-07	17.2	3/4"	3 x 25 mm
38-8068-08	17.2	3/4"	50 - 70 mm²
38-8068-09	17.2	3/4"	95 mm²

SADDLES & ATTACHMENTS (Metric)

Strike Pad

Strike Pads are used where it is not possible or preferred to attach conductors on the roof or side of the building. Warehouses and multi-story parking garages are a few examples where the conductors are laid into the tarmac or the side of a building when conductors cannot be run outside.

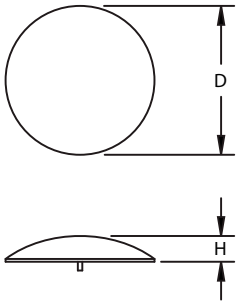

Strike Pad			
Catalog #	D (mm)	H (mm)	Maximum Tape Size (mm)
38-8069-01	110	20	30 x 6

Ridge Saddle

These are also air rod bases mainly used for attaching air rods to Ridges and to accommodate circular conductors and cables to the protection system. The threads are suitable for air rods.

Ridge Saddle			
Catalog #	Rod Dia (mm)	Thread Dia	Maximum Tape Size (mm)
38-8070-01	15.0	M16	30 x 6
38-8070-02	14.2	5/8"	30 x 6
38-8070-03	17.2	3/4"	30 x 6

CONDUCTORS (Metric)

Hard Drawn Copper Bar

These are extruded from high grade Copper cathode of purity 99.99% purity. These are available in various sizes in standard length of 4 Mtr.

Hard Drawn Copper Bar	
Catalog #	Conductor Size (A x B) mm
38-8071-01	25 x 3
38-8071-02	25 x 6
38-8071-03	38 x 6
38-8071-04	50 x 6
38-8071-05	50 x 10
38-8071-06	75 x 6
38-8071-07	100 x 6

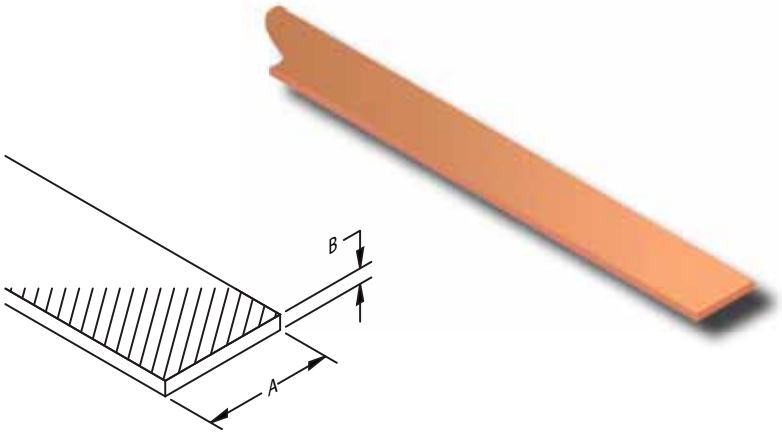

Bare Copper Tape

The main component of any Earthing or Lightning Protection System is the actual conductor. thermOweld's Bare Copper Tape is manufactured from the finest quality cathodes with a purity of 99.99%. These Tapes are annealed for ease of use with radiused edges and are oxygen free (oxygen 5ppm). The KA Rating is based on the recommendations of BS: 7430 with an initial temp. of 30° and a maximum of 250°. C.

Bare Copper Tape	
Catalog #	Conductor Size (A x B) mm
38-8072-01	12.5 x 1.5
38-8072-02	12.5 x 3
38-8072-03	20 x 1.5
38-8072-04	20 x 3
38-8072-05	25 x 1.5
38-8072-06	25 x 3
38-8072-07	25 x 4
38-8072-08	25 x 6
38-8072-09	30 x 2
38-8072-10	30 x 3
38-8072-11	30 x 4
38-8072-12	30 x 5
38-8072-13	31 x 3
38-8072-14	31 x 6
38-8072-15	38 x 3
38-8072-16	38 x 5
38-8072-17	38 x 6
38-8072-18	40 x 3
38-8072-19	40 x 4
38-8072-20	40 x 5
38-8072-21	40 x 6
38-8072-22	50 x 3
38-8072-23	50 x 4
38-8072-24	50 x 6

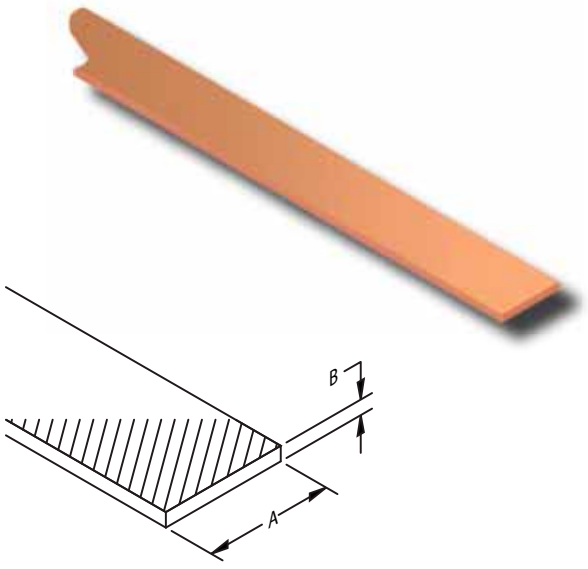

- Sold by the coil.

CONDUCTORS (Metric)

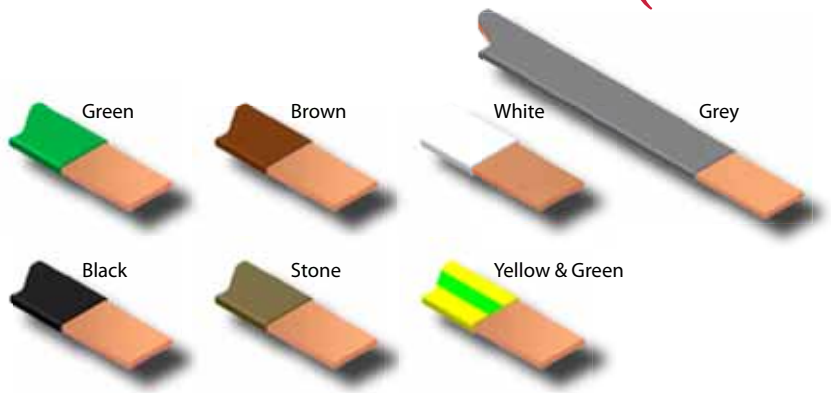

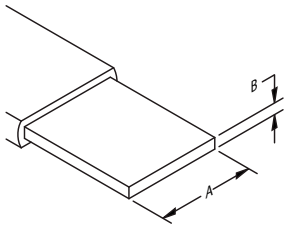

PVC Covered Tape

PVC Covered Copper Tapes are similar to the Bare Copper Tapes but covered with PVC for aesthetic purpose to blend the down conductor into the building.

PVC Covered Tape							
Catalog # (Grey)	Catalog # (Green)	Catalog # (Brown)	Catalog # (White)	Catalog # (Black)	Catalog # (Stone)	Catalog # (Yellow/Green)	Conductor Size (A x B) mm
38-8073-01	38-8073-02	38-8073-03	38-8073-04	38-8073-05	38-8073-06	38-8073-07	25 x 3
38-8073-21	38-8073-22	38-8073-23	38-8073-24	38-8073-25	38-8073-26	38-8073-27	25 x 6
38-8073-31	38-8073-32	38-8073-33	38-8073-34	38-8073-35	38-8073-36	38-8073-37	50 x 3
38-8073-41	38-8073-42	38-8073-43	38-8073-44	38-8073-45	38-8073-46	38-8073-47	50 x 6

- Sold by the coil.

Tinned Copper Tape

Bare Copper Tape is annealed and tinned for easy use and extend the life of the conductor.

Tinned Copper Tape	
Catalog #	Conductor Size (A x B) mm
38-8074-01	25 x 3
38-8074-02	25 x 6
38-8074-03	30 x 5
38-8074-04	50 x 6

- Sold by the coil.

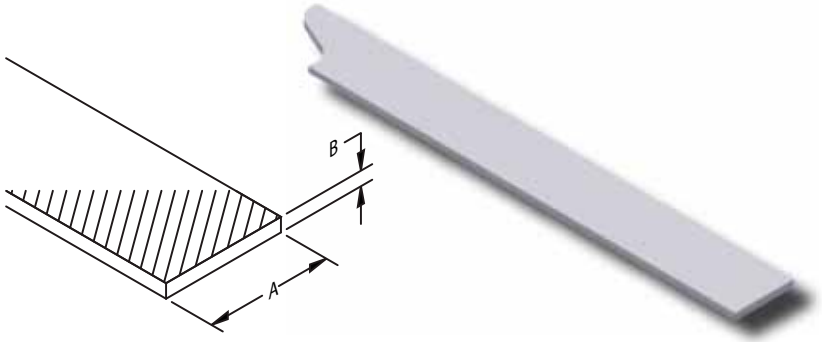

Flexible Copper Braids

Flexible Copper Braids are suitable for earth bonding of fences, gates, doors, etc., where flexibility is required or the bond is subject to movements. Other materials, sizes and types of braid can be made to order.

Flexible Copper Braids		
Catalog #	Overall Size (A x B) mm	Size (mm^2)
38-8080-01	12 x 1	6
38-8080-02	15 x 1.5	10
38-8080-03	19 x 2.5	16
38-8080-04	25 x 3.5	35
38-8080-05	32 x 6	70

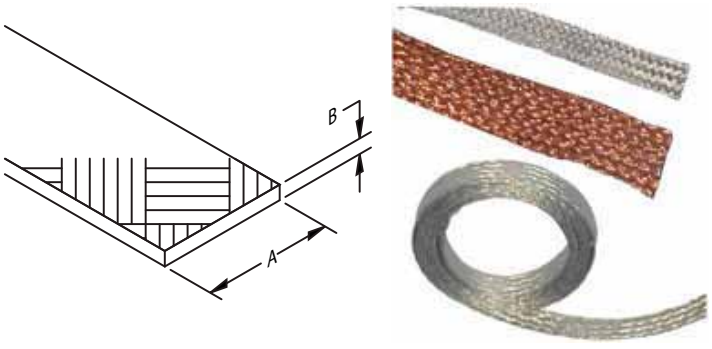

CONDUCTORS (Metric)

Bare Aluminum Tape

These Bare Aluminum Tapes are made of high grade aluminum which can be used in lightning protection applications as an economical alternate to copper tapes. The tapes are annealed for ease of use with radiused edges.

Bare Aluminum Tape	
Catalog #	**Conductor Size (A x B) mm**
38-8075-01	25 x 3
38-8075-02	25 x 6
38-8075-03	30 x 5
38-8075-04	50 x 6

- Sold by the coil.

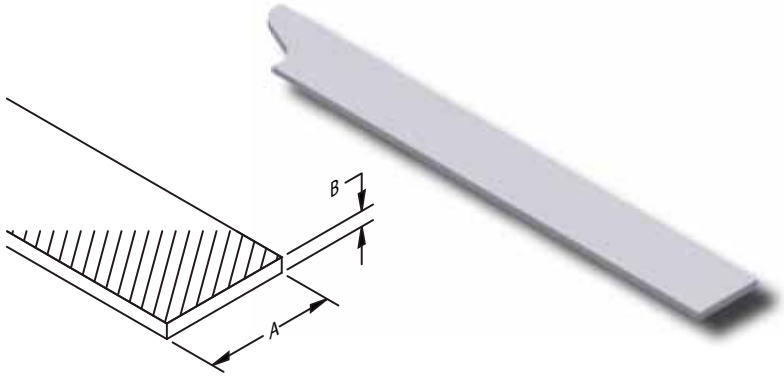

PVC Covered Aluminum Tape

These are similar to Bare Aluminum Tapes but covered with 1mm thick PVC sleeve.

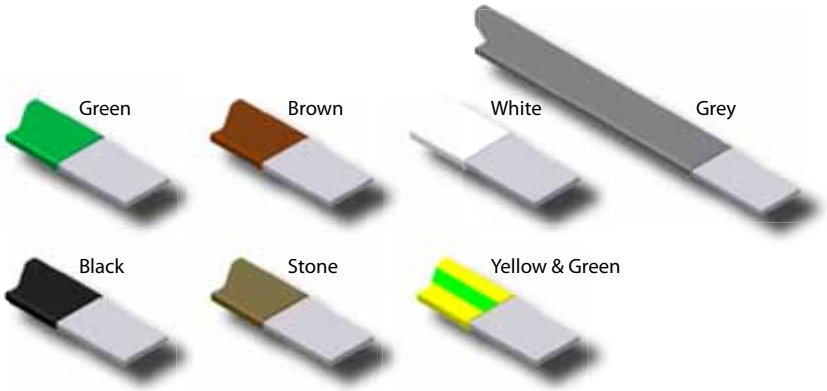

PVC Covered Aluminum Tape							
Catalog # (Grey)	**Catalog # (Green)**	**Catalog # (Brown)**	**Catalog # (White)**	**Catalog # (Black)**	**Catalog # (Stone)**	**Catalog # (Yellow/Green)**	**Conductor Size (A x B) mm**
38-8076-01	38-8076-02	38-8076-03	38-8076-04	38-8076-05	38-8076-06	38-8076-07	25 x 3
38-8076-21	38-8076-22	38-8076-23	38-8076-24	38-8076-25	38-8076-26	38-8076-27	25 x 6
38-8076-31	38-8076-32	38-8076-33	38-8076-34	38-8076-35	38-8076-36	38-8076-37	50 x 3
38-8076-41	38-8076-42	38-8076-43	38-8076-44	38-8076-45	38-8076-46	38-8076-47	50 x 6

- Sold by the coil.

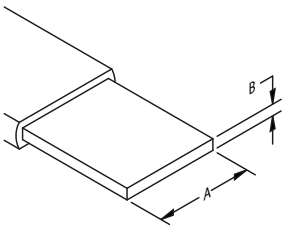

GUARDS & FLANGES (Metric)

Puddle Flange

The Puddle Flange is used where the lightning conductors must pass through a waterproof membrane in roofs. The Flats are made waterproof by applying Glue, Cement, and specialized roofing materials.

Puddle Flange			
Catalog #	L (mm)	W (mm)	Conductor
38-8081-01	600	150	Copper

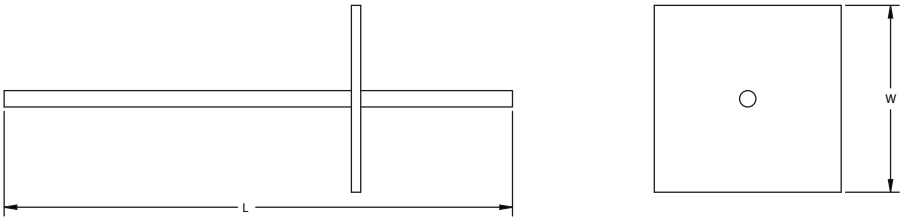

Anti Vandal Guard

These are used to cover the down conductors for extra protection against accidental damage, and the Galvanisation gives a long lasting corrosion resistance.

Anti Vandal Guard		
Catalog #	Conductor Size (mm)	Size (mm) L x W x H
38-8082-01	25 x 3	2000 x 60 x 15
38-8082-02	25 x 3	3000 x 60 x 15

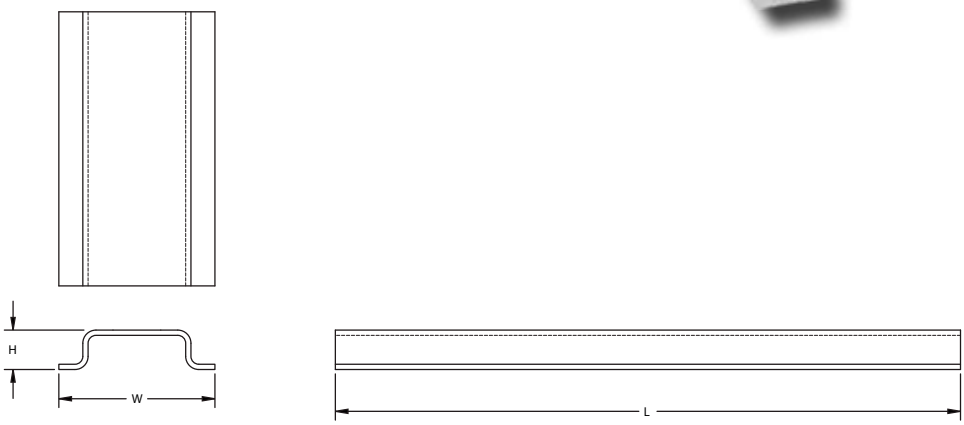

CONDUCTOR ATTACHMENTS (Metric)

DC Tape Clip

Metallic DC Clips are used to secure the flat conductor to the building. It is recommended to use DC Clips at 1 Mtr. distance. The Tape fits into the clip and is secured by two countersunk screws. These clips can be fastened to the building by recommended csk woodscrew 1 1/2" x No 10 plugs.

DC Tape Clip	
Catalog #	Conductor Size mm
38-8083-01	25 x 3
38-8083-02	25 x 6
38-8083-03	30 x 2
38-8084-04	31 x 3
38-8085-05	31 x 6
38-8086-06	38 x 3
38-8087-07	38 x 6
38-8087-08	50 x 3
38-8087-09	50 x 6

Back Plate Hold Fast Stem

These are used where the tape is to be secured away from the building surface and these are used with appropriate DC Clips.

Back Plate Hold Fast Stem
Catalog #
38-8084-01

Glazing Bar Hold Fast

Glazing Bar Hold Fast can be used to secure DC Clip onto any projection or extension like steel frames, girders, angles, window frames, etc...

Glazing Bar Hold Fast	
Catalog # (Black)	Maximum Glazing Bar Width
38-8085-01	12 mm

CONDUCTOR ATTACHMENTS (Metric)

Non Metallic DC Tape Clip

Non-Metallic DC Tape clips are made from high grade polypropylene and are UV stabilized to prevent degradation or breaking in cold weather. The two piece design with a connection link will ensure no lost or dropped lids, the unique locking design provides easy installation and rigid pull off loads. These are made in six colors to match the PVC covered tapes, and can also be used for bare copper tapes.

Non Metallic DC Tape Clip					
Catalog # (Black)	Catalog # (Grey)	Catalog # (Stone)	Catalog # (Brown)	Conductor Size (A x B) mm	Tape Type
38-8086-11	38-8086-12	38-8086-13	38-8086-14	25 x 3	Bare Copper
38-8086-21	38-8086-22	38-8086-23	38-8086-24	25 x 6	Bare Copper
38-8086-31	38-8086-32	38-8086-33	38-8086-34	25 x 3	PVC Covered

Tape Clip

These are used to mount tape flush with the building surface. These are attached using two screws and plugs.

Tape Clip		
Catalog #	Conductor Size (mm)	Material
38-8087-01	25 x 3	Copper
38-8087-02	25 x 6	Copper
38-8087-03	50 x 3	Copper
38-8087-04	50 x 6	Copper

Bi-Metallic Connector - Tape to Tape

Bi-Metallic Connectors are used to connect Aluminum Tape to Copper Tape, in order to prevent dissimilar contact and avoid galvanic action. It is recommended to use Aluminum Copper Bi-Metallic connectors.

Bi-Metallic Connector - Tape to Tape	
Catalog # (Black)	Tape Size (mm)
38-8088-01	25 x 3 - Cu to 25 x 3 Al
38-8088-02	25 x 3 - Cu to 25 x 3 Al
38-8088-03	25 x 3 - 25 x 3

CONDUCTOR ATTACHMENTS (Metric)

Square Tape Clamp

Square tape / Junction Clamps are used for crossing over tapes or T joints. These clamp can also be used to make straight through joints in a network of Tapes. These clamps can be fastened to the building by recommended csk woodscrew 1 1/2" x No 10 Plugs.

Square Tape Clamp	
Catalog #	Conductor Size (mm)
38-8089-01	25 x 3
38-8089-02	25 x 6
38-8089-03	30 x 2
38-8089-04	31 x 3
38-8089-05	31 x 6
38-8089-06	38 x 3
38-8089-07	38 x 6
38-8089-08	50 x 3
38-8089-09	50 x 6

Oblong Test or Junction Clamp

Oblong Test / Junction Clamps are used for straight through tape joints and for disconnecting the earthing or Lightning protection system for testing purposes. The tapes can be overlapped and secured by two bolts.

Oblong Test or Junction Clamp	
Catalog #	Conductor Size (mm)
38-8090-01	25 x 3
38-8090-02	25 x 6
38-8090-03	31 x 3
38-8090-04	31 x 6
38-8090-05	38 x 3
38-8090-06	38 x 6
38-8090-07	50 x 3
38-8090-08	50 x 6

CONDUCTOR ATTACHMENTS (Metric)

Heavy Duty Cast Cable Saddle

Heavy Duty Cast Cable Saddles can be used in many applications. They can be used as a support for 10mm dia. Air rod or as a Heavy duty Clip for Round conductors. They can also be used in conjunction with Glazing bar holdfast and Back plate holdfast stem.

Jointing Clamp	
Catalog #	Conductor Size (mm^2)
38-8101-01	50
38-8101-02	70
38-8101-03	120

One Hole Clip

One Hole Clips can be used for attaching Cables and round conductors. They are supplied in open position for easy installation.

One Hole Clip	
Catalog #	Conductor Size (mm^2)
38-8102-01	25
38-8102-02	35
38-8102-03	50
38-8102-04	70
38-8102-05	95
38-8102-06	120
38-8102-07	150
38-8102-08	185
38-8102-09	240
38-8102-10	300

CONDUCTOR CLAMPS (Metric)

Square Conductor Clamp

These clamps are suitable for forming cross or tee jointing.

Square Conductor Clamp	
Catalog #	Conductor Size (mm)
38-8097-01	8 Dia or 35 - 50 sq

Square Conductor Clamp

Square Conductor Clamps are used for forming straight, Through, Cross or T Joints in Cables and round conductors.

Square Conductor Clamp	
Catalog #	Conductor Size (mm^2)
38-8103-01	35 - 50
38-8103-02	70 - 90

Bi Metallic Connectors - Cable to Cable

Bi- Metallic Connectors are used to connect Aluminum Lightning Protection system to Copper earthing network. In order to prevent dissimilar contact and avoid galvanic action, it is always recommended to use Aluminum Copper Bi-Metallic connectors. The cable can be connected directly into the connector.

Bi Metallic Connectors - Cable to Cable	
Catalog #	Conductor Size (mm)
38-8094-01	8 Dia or 35 - 50 sq

TEST CLAMPS (Metric)

Plate Type Test Clamp

Plate Type Test Clamps are used as T or straight through joints of tapes. These Test clamps can also be used as disconnecting joints between the down conductors and the earthing system. The clamp is also suitable in heavy duty applications up to 26 x 12 Tape connections.

Plate Type Test Clamp	
Catalog # (Black)	Conductor Size (mm)
38-8091-01	26 x 12

Screw Down Test Clamp

These Clamps provide easy access to copper tapes for inspection or testing. The heavy duty lid easily screws on/off the base. Due to easy operation, these are not suitable near the ground or within easy reach of the public for security reasons.

Screw Down Test Clamp	
Catalog #	Max. Conductor Size (mm)
38-8092-01	26 x 8

Test Clamp

Test Clamps are for end to end joints of circular conductors.

Test Clamp	
Catalog #	Conductor Size (mm^2)
38-8100-01	35
38-8100-02	50 - 70
38-8100-03	95

Interface Test and Junction Clamp

Junction Clamps are suitable to form straight through joints of Copper Tape to circular conductor or cable for disconnecting or test purposes.

Interface Test and Junction Clamp		
Catalog #	Conductor Size (mm)	Tape Width (mm)
38-8096-01	8 Dia or 35 - 50 sq	25

CLAMPS (Metric)

Multi Purpose Clamps

Multi Purpose Clamps are suitable for crossing over Tapes and Cables. These clamps are used to make straight through and T joints in a continuous network.

Multi Purpose Clamps		
Catalog #	Conductor Size (mm)	Tape Size (mm)
38-8093-01	8 Dia or 35 - 50 sq	25 x 3
38-8093-02	10 Dia or 70 - 90 sq	25 x 3

Jointing Clamp

Jointing Clamps are used for forming straight through joints of circular conductors.

Jointing Clamp	
Catalog #	Conductor Size (mm)
38-8099-01	8 Dia or 35 - 50 sq

Tee Clamp

Tee Clamps are suitable for forming tee joints of circular conductors.

Tee Clamp	
Catalog #	Conductor Size (mm)
38-8098-01	8 Dia or 35 - 50 sq

Rebar Clamp

Rebar clamps are suitable for bonding circular conductors to reinforced bars, steam pipes, hand rails, etc..

Rebar Clamp		
Catalog #	Conductor Size (mm)	Rebar Dia (mm)
38-8105-01	8 Dia or 35 - 50 sq	8 - 18
38-8105-02	8 Dia or 35 - 50 sq	18 - 38

BONDS & PROTECTION (Metric)

Pipe Bond

Pipe Bonds are used for bonding Handrails, reinforced bars, pipes, with solid conductors.

Pipe Bond		
Catalog #	Conductor Size (mm)	Tape Size (mm)
38-8095-01	8 Dia or 35 - 50 sq	50 x 200

Metalwork Bonding Clamp

One piece Metalwork Bonding Clamps are designed for bonding round conductors to the metal surfaces. The bond can be fastened by bolts and nuts or by welding onto the metal surface.

Metalwork Bonding Clamp	
Catalog #	Conductor Size (mm)
38-8104-01	8 Dia or 35 - 50 sq

Petrolatum Tape

This is a waterproof tape for wrapping joints to provide protection against corrosion.

Petrolatum Tape	
Catalog #	Pack
38-8106-01	Roll

UL Listed AIR TERMINALS

UL Listed Air Terminals

thermOweld UL Listed Air Terminals are made of solid aluminum, copper or stainless steel rod. They can be ordered with a standard 2" taper or safety tipped.

Catalog #	Product Description	Diameter (in)	Length (in)	Material
38-7237-00	Air Terminal	1/2"	12"	Aluminum
38-7237-01	Air Terminal	1/2"	24"	Aluminum
38-7321-01	Air Terminal	1/2"	12"	Copper
38-7321-00	Air Terminal	1/2"	24"	Copper
38-7321-02	Air Terminal	1/2"	40"	Copper
38-7425-00	Air Terminal	5/8"	40"	Copper
38-7347-01	Safety Tipped Air Terminal	1/2"	12"	Copper
38-7347-00	Safety Tipped Air Terminal	1/2"	24"	Copper
38-7238-00	Safety Tipped Air Terminal	3/8"	24"	Copper
38-7347-02	Safety Tipped Air Terminal	1/2"	40"	Copper

Other lengths available; Contact thermOweld.

UL LISTED AIR TERMINAL BASES

UL Listed Dual Mount Bases

thermOweld's UL Listed Dual Mount Base is cast and threaded for mounting on horizontal or vertical surfaces using screws, 1/4" bolts, 1/4" drive-in anchors, or an adhesive. Bolt tension cap can be turned so cables can run horizontal or vertical.

Catalog #	Product Description	Material
38-7239-00	Dual Mount Bases - for 3/8" Air Terminal	Aluminum
38-7239-01	Dual Mount Bases - for 1/2" Air Terminal	Aluminum
38-7239-10	Dual Mount Bases - for 3/8" Air Terminal	Bronze
38-7239-11	Dual Mount Bases - for 1/2" Air Terminal	Bronze

UL Listed Top Mount Bases

thermOweld's UL Listed Top Mount Base is cast and threaded for mounting on horizontal surfaces using screws, 1/4" bolts, 1/4" drive-in anchors, or an adhesive. Bolt tension cap can be turned so cables can run horizontal or vertical.

Catalog #	Product Description	Material
38-7240-00	Top Mount Bases - for 3/8" Air Terminal	Aluminum
38-7240-01	Top Mount Bases - for 1/2" Air Terminal	Aluminum
38-7240-02	Top Mount Bases - for 5/8" Air Terminal	Aluminum
38-7240-10	Top Mount Bases - for 3/8" Air Terminal	Bronze
38-7240-11	Top Mount Bases - for 1/2" Air Terminal	Bronze
38-7240-12	Top Mount Bases - for 5/8" Air Terminal	Bronze

UL Listed Side Mount Bases

thermOweld's UL Listed Side Mount Base is cast and threaded for mounting on horizontal surfaces using screws, 1/4" bolts, 1/4" drive-in anchors, or an adhesive. Bolt tension cap can be turned so cables can run horizontal or vertical.

Catalog #	Product Description	Material
38-7241-00	Side Mount Bases - for 3/8" Air Terminal	Aluminum
38-7241-01	Side Mount Bases - for 1/2" Air Terminal	Aluminum
38-7241-02	Side Mount Bases - for 5/8" Air Terminal	Aluminum
38-7241-10	Side Mount Bases - for 3/8" Air Terminal	Bronze
38-7241-11	Side Mount Bases - for 1/2" Air Terminal	Bronze
38-7241-12	Side Mount Bases - for 5/8" Air Terminal	Bronze

Suitable for use with lightning protection cable range of approximately 29,000 to 212,000 circular mils.

UL LISTED AIR TERMINAL BASES

UL Listed Adhesive Bases

thermOweld's UL Listed Adhesive Base is designed with bolt tension cable clamping and can be used on any surface with an adhesive. It is available for all air terminals sizes 3/8", 1/2", and 5/8"

Catalog #	Product Description	Material
38-7242-00	Adhesive Bases - for 3/8" Air Terminal	Aluminum
38-7242-01	Adhesive Bases - for 1/2" Air Terminal	Aluminum
38-7242-02	Adhesive Bases - for 5/8" Air Terminal	Aluminum
38-7242-10	Adhesive Bases - for 3/8" Air Terminal	Bronze
38-7242-11	Adhesive Bases - for 1/2" Air Terminal	Bronze
38-7242-12	Adhesive Bases - for 5/8" Air Terminal	Bronze



UL Listed Side Mount Bases

thermOweld's UL Listed Side Mount Base is cast and is designed with bolt tension cable clamping and can be mounted vertically with screws, 1/4 " bolts, or 1/4 " drive- in anchors. Furnished for air terminal sizes 3/8", 1/2", and 5/8".

Catalog #	Product Description	Material
38-7243-00	Side Mount Bases - for 3/8" Air Terminal	Aluminum
38-7243-01	Side Mount Bases - for 1/2" Air Terminal	Aluminum
38-7243-02	Side Mount Bases - for 5/8" Air Terminal	Aluminum
38-7243-10	Side Mount Bases - for 3/8" Air Terminal	Bronze
38-7243-11	Side Mount Bases - for 1/2" Air Terminal	Bronze
38-7243-12	Side Mount Bases - for 5/8" Air Terminal	Bronze

UL Listed Dual Mount Bases

thermOweld's UL Listed Dual Mount Base is cast and can be mounted either horizontally or vertically with screws, 1/4" bolt, or 1/4" drive-in-anchor. Bolt tension cap can be turned so cables run horizontal or vertical. Furnished for air terminal size 3/8" or 1/2".

Catalog #	Product Description	Material
38-7244-00	Dual Mount Bases - for 3/8" Air Terminal	Aluminum
38-7244-01	Dual Mount Bases - for 1/2" Air Terminal	Aluminum
38-7244-10	Dual Mount Bases - for 3/8" Air Terminal	Bronze
38-7244-11	Dual Mount Bases - for 1/2" Air Terminal	Bronze

Suitable for use with lightning protection cable range of approximately 29,000 to 212,000 circular mils.

UL LISTED AIR TERMINAL BASES

UL Listed Pipe Bases

thermOweld's UL Listed Pipe Bases are cast and can be drilled for top mounting or side mounting on most pipes. Base sizes range from 1.314" To 1.900" And 1.750" To 2.500". Available for air terminal sizes 3/8", 1/2", and 5/8".

UL Listed
Top Mount Pipe Bases

UL Listed
Side Mount Pipe Bases

Catalog #	Product Description	Material
38-7245-00	Side Mount Pipe Base (1.314"-1.900" OD Pipe) - for 3/8" Air Terminal	Aluminum
38-7245-01	Side Mount Pipe Base (1.314"-1.900" OD Pipe) - for 1/2" Air Terminal	Aluminum
38-7245-02	Side Mount Pipe Base (1.314"-1.900" OD Pipe) - for 5/8" Air Terminal	Aluminum
38-7245-10	Side Mount Pipe Base (1.314"-1.900" OD Pipe) - for 3/8" Air Terminal	Bronze
38-7245-11	Side Mount Pipe Base (1.314"-1.900" OD Pipe) - for 1/2" Air Terminal	Bronze
38-7245-12	Side Mount Pipe Base (1.314"-1.900" OD Pipe) - for 5/8" Air Terminal	Bronze
38-7246-00	Top Mount Pipe Base (1.750"-2.500" OD Pipe) - for 3/8" Air Terminal	Aluminum
38-7246-01	Top Mount Pipe Base (1.750"-2.500" OD Pipe) - for 1/2" Air Terminal	Aluminum
38-7246-02	Top Mount Pipe Base (1.750"-2.500" OD Pipe) - for 5/8" Air Terminal	Aluminum
38-7246-10	Top Mount Pipe Base (1.750"-2.500" OD Pipe) - for 3/8" Air Terminal	Bronze
38-7246-11	Top Mount Pipe Base (1.750"-2.500" OD Pipe) - for 1/2" Air Terminal	Bronze
38-7246-12	Top Mount Pipe Base (1.750"-2.500" OD Pipe) - for 5/8" Air Terminal	Bronze
38-7247-00	Side Mount Pipe Base (1.750"-2.500" OD Pipe) - for 3/8" Air Terminal	Aluminum
38-7247-01	Side Mount Pipe Base (1.750"-2.500" OD Pipe) - for 1/2" Air Terminal	Aluminum
38-7247-02	Side Mount Pipe Base (1.750"-2.500" OD Pipe) - for 5/8" Air Terminal	Aluminum
38-7247-10	Side Mount Pipe Base (1.750"-2.500" OD Pipe) - for 3/8" Air Terminal	Bronze
38-7247-11	Side Mount Pipe Base (1.750"-2.500" OD Pipe) - for 1/2" Air Terminal	Bronze
38-7247-12	Side Mount Pipe Base (1.750"-2.500" OD Pipe) - for 5/8" Air Terminal	Bronze

Suitable for use with lightning protection cable range of approximately 29,000 to 212,000 circular mils.

UL LISTED AIR TERMINAL SPLICERS

UL Listed Parallel Splicers

thermOweld's UL Listed Parallel Cable Splicer is cast and is designed with one carriage bolt and 1-1/2" of contact on cables or wires. Designed so the bolt does not come through bottom of the splicer and penetrate roof membrane. May be used with full size cables and secondary bonding wire.

Catalog #	Product Description	Material
38-7248-00	Parallel Splicers (Single Carriage Bolt, 1-1/2" of contact)	Aluminum
38-7248-10	Parallel Splicers (Single Carriage Bolt, 1-1/2" of contact)	Bronze

UL Listed Cast Parallel Splicers

thermOweld's UL Listed Cast Parallel Cable Splicer is designed with a single bolt tension and 1-1/2" of contact on cables or wires. May be used with full size cables and secondary bonding wire.

Catalog #	Product Description	Material
38-7249-00	Cast Parallel Splicers (Single Carriage Bolt, 1-1/2" of contact)	Aluminum
38-7249-10	Cast Parallel Splicers (Single Carriage Bolt, 1-1/2" of contact)	Bronze

UL Listed Parallel Splicers

thermOweld's UL Listed Cast Parallel Cable Splicer is designed with a double carriage bolt tension and 2" of contact on cables or wires. May be used with full size cables and secondary bonding wire.

Catalog #	Product Description	Material
38-7250-00	Parallel Splicers (Double Carriage Bolts, 2" of contact)	Aluminum
38-7250-10	Parallel Splicers (Double Carriage Bolts, 2" of contact)	Bronze



Suitable for use with lightning protection cable range of approximately 29,000 to 212,000 circular mils.

UL LISTED AIR TERMINAL SPLICERS

UL Listed Parallel Splicers

thermOweld's UL Listed Parallel Cable Splicer is cast and is designed with one carriage bolt. This splicer may be used with rod, cable, or bonding wire where less contact is acceptable.

Catalog #	Product Description	Material
38-7297-00	Parallel Splicers (Single Carriage Bolt, 1" of contact)	Aluminum
38-7297-10	Parallel Splicers (Single Carriage Bolt, 1" of contact)	Bronze

UL Listed Cast Parallel Splicers

thermOweld's UL Listed Cast Parallel Cable Splicer is designed with double bolt tension and 4" of contact on cable or wires. Splicer may be used with full size cables or secondary bonding wires.

Catalog #	Product Description	Material
38-7300-00	Cast Parallel Splicers (Double Carriage Bolts, 4" of contact)	Aluminum
38-7300-10	Cast Parallel Splicers (Double Carriage Bolts, 4" of contact)	Bronze

UL Listed Cast Parallel Splicers

thermOweld's UL Listed Cast Parallel Cable Splicer is designed with double bolt tension and 2" of contact on cable or wires. Splicer may be used with full size cables or secondary bonding wires.

Catalog #	Product Description	Material
38-7301-00	Cast Parallel Splicers (Single Carriage Bolt, 2" of contact)	Aluminum
38-7301-10	Cast Parallel Splicers (Single Carriage Bolt, 2" of contact)	Bronze

Suitable for use with lightning protection cable range of approximately 29,000 to 212,000 circular mils.

UL LISTED AIR TERMINAL SPLICERS

UL Listed Cast Straight Splicers

thermOweld's UL Listed Straight Cable Splicer is cast and is designed with four bolt cable tension - two per cable. This splicer is used to butt ends of cable in straight line. It is also available in hex rod and with set screws in lieu of bolts.

Catalog #	Product Description	Material
38-7298-00	Cast Straight Splicers	Aluminum
38-7298-10	Cast Straight Splicers	Bronze
38-7299-00	Cast Straight Splicers	Aluminum Hex
38-7299-10	Cast Straight Splicers	Brass Hex

UL Listed Cast Parallel Splicers

thermOweld's UL Listed Parallel Cable Splicer is cast and is designed with double bolt tension and 4" of contact on cable. Splicer may be used with full size cables only.

Catalog #	Product Description	Material
38-7345-00	Cast Parallel Splicers (Double Tension Bolts, 4" of contact)	Aluminum
38-7345-10	Cast Parallel Splicers (Double Tension Bolts, 4" of contact)	Bronze

UL Listed Cast Bimetallic Splicers

thermOweld's UL Listed Cast Bimetallic Cable Splicer is designed for making connections between aluminum and copper cables in a straight line. Two-bolt tension on each cable for making a strong connection. Use with all main size conductors.

Catalog #	Product Description	Material
38-7346-00	Bimetallic Splicers	Aluminum to Copper

Suitable for use with lightning protection cable range of approximately 29,000 to 212,000 circular mils.

TROUBLE SHOOTING TIPS

Problem	Probable Cause	Correction To Make
Insufficient metal to make weld.	Worn mold resulting in leaking weld metal. See image 3 page 282	Replace mold or if only worn around conductor opening, use duct seal around conductor. Do not get duct seal into mold cavity.
	Wrong size cartridge for mold. See image 4 page 282	Check ID plate for mold and compare with number on bottom of cartridge.
	Too much spillage when dumping powder. See image 4 page 282	Carefully open lid while holding over crucible and dump.
	Wrong mold for conductor being used.	Replace with correct mold. In some applications, shim stock or adapter sleeves can be used to enlarge cable to fit mold.
Mold does not close tightly causing weld metal to leak out.	Handle clamps not properly adjusted.	Remove set screw between the handles of the mold and adjust handle tension by backing out the eye bolt.
	Dirt or slag stuck in parting line of mold.	Clean mold thoroughly between connections.
	Bent or out-of-round cable.	Straighten or cut out bad section of cable.
Handle clamps will not lock closed.	Handle clamps not properly adjusted.	Remove set screw between the handles of the mold and adjust handle tension by backing out the eye bolt.
Excessively high weld, bubbly or gassy appearance, poor weld.	Moisture in mold. See image 6 page 283	Pre-heat mold to above 220˚ F with a propane torch.
	Oil, grease, moisture or foreign material on conductors. See image 6 page 283	Pre-heat conductors with propane torch then use a clean wire brush on conductor to remove any residue left on conductors. If welding to cast iron or steel surface, weld area must be cleaned down to bright metal.
	Wrong size cartridge for mold. See image 3 page 282	Check ID plate for mold and compare with number on bottom of cartridge.
	Duct seal in weld cavity.	Take special precautions to keep duct seal out of weld cavity.
	Weld powder has gotten wet.	Replace with fresh, dry weld powder.
Weld metal blows out top of mold.	Mold worn or chipped around disc seal allowing powder to leak into mold cavity.	Replace mold.
	Forgot to use steel disc or did not seat it properly at bottom of crucible.	Make sure disc is seated at bottom of crucible before pouring the powder into crucible.

Continued on next page

TROUBLE SHOOTING TIPS

Problem	Probable Cause	Correction To Make
Cannot ignite powder.	Insufficient starting powder in ignition pocket on mold lid.	Place at least half of starting powder in ignition pocket of mold lid.
	Flint ignitor not shooting enough spark.	Clean flint ignitor according to directions on box or replace flint ignitor.
	Starting powder lumped together.	Break up starting powder on lid with edge of powder tube.
Mold wearing out too fast.	Improper cleaning of mold.	Use mold cleaner, soft natural bristle brush or clean rag to clean mold between shots. Do not use wire brush or screwdriver on molds.
	Bent or out of round cable causes chipping and premature wear of the mold.	Use caution when closing mold. Do not force mold shut around bent, twisted or out of round conductors.
Poor weld to ground rod.	Weight of mold not supported during reaction causing mold to slip when cable melts.	Use locking pliers on ground rod under mold to support the weight of the mold during the reaction.
	Moisture or contaminant on cable or ground rod.	Pre-heat conductors with propane torch then use a clean wire brush on conductors to remove any residue left on conductors.
Weld will not stick to steel surface.	Improperly cleaned area on steel.	An area larger than the weld area should be cleaned down to bright clean metal.
	Moisture or contaminant on cable or steel surface.	Pre-heat conductors with propane torch then use a clean wire brush on conductors to remove any residue left on conductors.
	Cable is improperly positioned in mold, blocking the flow of weld metal.	Position cable in mold in accordance with directions for mold. If directions are not available, position top of cable in the center of where the liquid weld metal hits the steel.
Weld will not stick to cast iron surface.	All of the causes listed under welding to steel surface also apply to this section.	
	Not using CI (Cast Iron) powder.	Specify "CI" behind cartridge when order powder (i.e. 25 CI).
Cable pulls out of mold when it is fired.	Cables are either twisted or under tension.	Use 38-0330-00 cable clamp or other method to remove tension. Cut out severely twisted cable.

EXAMPLES OF ACCEPTABLE AND NON ACCEPTABLE WELDS

A Good connection is a normal weld with only minor surface imperfections.

An Acceptable connection is a less than normal weld, but a good performing weld. Imperfections indicate that:

1) a new mold is required,
2) a change in procedure is necessary, or
3) the proper mold conductor and/or welding material was not used.

A Bad connection shows inadequate fill or an extra high riser due to

1) use of incorrect procedure,
2) use of incorrect equipment and/or equipment worn beyond its useful life, or
3) use of incorrect material.

Good Weld

Image 1: A solid weld with only minor surface imperfections.

Acceptable Welds

Image 2: Fill is lower than normal, but still sufficient.

Image 3: A worn or incorrect mold was used, allowing leakage around conductor. The fill in this connection is sufficient to make it as acceptable.

Image 4: Weld is too high. This makes it difficult to remove the weld from the mold.

Continued on next page

EXAMPLES OF ACCEPTABLE AND NON ACCEPTABLE WELDS

Bad Welds

Image 5: Fill too low. Weld cavity was not filled over cable strands.

Image 6: Contaminated weld. Cables excessively dirty or moisture present.

Image 7: Poor connectivity. Visible wire shown in weld.

TROUBLE SHOOTING TIPS
for the EZ Lite Remote® Ignition System

USE A FLINT IGNITOR OR THE EZ Lite Remote® AND NEVER BE STUCK OUT ON THE JOB

Problem	Probable Cause	Correction To Make
Weld metal does not ignite.	Batteries need to be replaced.	Check the battery level indicator; if yellow or red replace with 4 D alkaline batteries.
Ignitor does not ignite.	Ignitor not inserted in the connector properly.	Make sure the ignitor is inserted such that it snaps in the connector.
	Batteries need to be replaced.	Check battery level indicator; if yellow or red replace with 4 D alkaline batteries.
	Ignitor could be used or damaged.	Replace with a new ignitor.
	Cord damaged by improper storage	Replace unit
Battery level indicator does not function.	Batteries need to be replaced.	Replace with 4 D size alkaline batteries.
	Batteries inserted incorrectly.	Check direction at the back of the remote unit to insert the batteries.
	Incorrect battery type.	Make sure D size alkaline batteries are used.
	Blown fuse.	Replace fuse with GMA-6A Cooper Bussmann or equivalent.
	Cold weather has effected the batteries.	Use our Cold Weather kit page 89, or keep EZ Lite Remote warm.



ALPHABETICAL INDEX

A

AC Mitigation Mats 155
Adapter Sleeves 93, 157
Aircraft Grounding Receptacle 102-103
Air Terminals & Attachments
  Metric 256-257
  UL Listed 273-279
Anti Vandal Guard 264
AWG Conductors Molds 31-83

B

Bi Metallic Connectors 266
Bond Strand 166
Bootleg Bonds 165
Brushes 91-92
  Cable Cleaning 92
  Card Cloth 92
  Mold Cleaning 92
Bus Bars 216-220
  Mounting Brackets 221
  Standoff Insulators 221

C

Cable Clamp 92
Cable Guards 166
Cathodic Protection 14, 143-160
  Application Notes 144
  Jumper Bonds 153-154
  Strap Bonds 155
  thermOcap, thermOcap PC 11, 144, 156
Chain Clamps ..... 95 - 96
Chemical Ground Rods 212-213
Clamps
  Cable 92
  Computer Room Ground 226
  Fence Assemblies 232
  Fence Fabric Ground Clamps 233
  Ground Pedestal Clamps 225-226
  Pipe Clamps 230, 238
  Universal Pipe Clamps 231
Conductor Attachments - Lightning 265-268
Conductors: Metric
  Bare Aluminum Tape 263
  Bare Copper Tape 261
  Flexible Copper Braids 262
  Hard Drawn Copper Bar 261
  PVC Covered Aluminum Tape 263
  PVC Covered Tape 262
  Tinned Copper Tape 262
Contact-GM 11, 210-211
  Contact-GF 210
  Contact-GS 211
Copper-Clad Steel Conductors 105-123
Copper Ground Plates 206
Copper Ground Mesh 227-229
Copper Lugs
  45˚ lugs 64, 192
  CB-33 Style 24, 65, 191
  Offset 63, 191
  Straight 63, 191
CP Kit 147, 187
Crimp Connections 251

D

Disconnection Links 253

E

Earth Bars 253
Earth Bonds 249-250
Earth Clamps 252
Earth Lattice 244
Earth Plate 244
EZ Lite® 8, 12, 124, 322
EZ Lite Remote® 13, 88-89, 124, 146
EZ Lite Remote® for Single Shot 51, 85, 182

F

Fence Gate Assemblies 235-237
Flexible Braid Bond 252
Flexible Gate Jumpers 234
Flint Ignitor 91
Flint Ignitor Extension 91

G

Ground Access Wells 214-215
Ground Bars 216-220
  Mounting Brackets 221
  Standoff Insulators 221
Ground Enhancement Material 210-211
Ground Mesh: Prefabricated Copper 227-229
Grounding Products 204-238
Ground Plates 99-101
Ground Rod Clamps 245-248
Ground Rod Driving Sleeves 92

INDEX

Ground Rods
- Accessories 205, 241-242
- Copper Bonded UL Listed 204
- Sectional Copper Bonded: UL Listed 204
- Solid Copper: Metric 240
- Stainless Steel: Metric.... 241

H

Hammer Dies....157, 166
Handle Clamps....94-96
- B-106....94
- B-107....94
- Chain Clamps ....95 & 96
- Magnetic Clamp 94, 95, 146
- Mini 96
- PK-14 Handle Attachment 94, 146

How to Order thermOweld® Molds....19

I

Industry Standards....8
Infrastructure Applications 6-7
Inspection Pits & Accessories 243
Concrete Inspection Pit 243

J

Jumper Bonds 153-154

L

Lightning Protection Conductors.... 125-142
Lightning Protection Cross Reference.... 126
Low Emission System.... 11, 15
Low Impedence Riser (L.I.R.).... 223
Lugs: Copper
- 45˚ lugs....64, 192
- CB-33 Style 24, 65, 191
- Offset 63, 191
- Straight....63, 191

M

Metalwork Bonding Clamp.... 272
Mold Cleaners 92
Molds 10
Mold Support Clamp 94

P

Packing Material 91
Petrolatum Tape.... 272
Pipe Bond.... 272
Pipe Clamps.... 230-232
PK-14 Handle Attachment 94, 146
Pole Plates.... 207
Power Bonds....168-169
- "C" Bonds 168
- "W" Bonds....169

Prefabricated Lug Bonds.... 66-67
Puddle Flange 264

R

Rail Products....163-170
- Bond Strand & Cable Guards....166
- Hammer Dies.... 157, 166
- Joint Bond Welders 163-164
- Bootleg Bonds 165
- Joint Bonds....162
- Power Bonds 168-169
- Switch Bonds....165
- Track Connectors....167
- Web of Rail Ground Connectors 170

Rasp....91
Rebar Bond 209
Rebar Packing 91

S

Saddles & Attachments: Metric....258-260
Same Day Service 86, 104, 145
Selector Chart -Molds 20-30
Shim Stock 157
Signal Joint Bonds: Rail 162-164
Signal Reference Grid (SRG) 222-224
Single Shot Molds....10, 50, 84, 181
- CR-1.... 50, 181
- CR-2.... 59, 181
- CR-24....50
- CR-25.... 50, 181
- CRE-16 84
- CRE-21 84
- CRE-25 84

Single Shot: EZ Lite Remote Adapter....51,85,182
Split Bolt Connectors 238
Strike Pad 260
Switch Bonds....165

T

T-Wrap....208
Technical Info 5-30
- AWG Conductor Chart.... 16
- Cathodic Protection 14
- Concrete Reinforcing Bar Chart.... 17
- Copper Bus Bar Chart 17
- GROUNDING.... 9
- Ground Rod Chart 17
- How to Order.... 19

Industry Standards 8
Infrastructure Applications 6-7
Lightning Protection 11
Low Emission Systems 11
Metric to Imperial Cable
Conversion Chart 18
Steel Pipe Chart 17
Test Clamps 270
Ci thermOcap® 11, 144, 156
Ci thermOcap® PC 11, 144, 156
thermOprime 144, 156
thermOweld® Process 8
Troubleshooting 280-284
Tool Kit 91
Track Connector 167

W

Wear Plates 93
Weld Inspections 284-285
Weld Metal Disks 90
Weld Metal 10, 90, 89, 104, 145
Weld Type Selector 20-30
Wire to Ground Kits 49

Weld Types

Aircraft Receptacle to Cable
AC-1 ..... 28, 98, 102, 142
AC-2 ..... 28, 98, 102, 142
Aircraft Receptacle to Cable & Rod
ACR-1 ..... 28, 98, 103
ACR-2 ..... 28, 98, 103
Aircraft Receptacle to Rod
AR-1 ..... 28, 98, 103
Bus Bar to Bus Bar
BB-1 ..... 22, 32, 75, 172, 193
BB-2 ..... 22, 32, 76, 172, 195
BB-3 ..... 22, 32, 76, 172, 194
BB-7 ..... 22, 172, 193
BB-14 ..... 22, 172, 194
BB-40 ..... 22, 172, 195
BB-41 ..... 22, 172, 195
BB-46 188
Bus Bar to Ground Rod
BR-1 ..... 27, 172, 198
BR-2 ..... 27, 172, 199
BR-3 ..... 27, 172, 200
BR-7 ..... 27, 172, 200
Bus Bar to Reinforcing Bar
BRE-8 ..... 25, 172, 202
Bus Bar to Steel
BS-1 ..... 26, 32, 77, 172, 196
BS-2 ..... 26, 32, 77, 172, 196
BS-3 ..... 26, 32, 78, 172, 197
BS-4 ..... 26, 32, 78
BS-5 ..... 26, 32, 78
Cable to Bus Bar or Lug
CB-1 ..... 24, 32, 62, 106, 123, 126, 141, 144, 146, 159, 172, 190, 224, 234
CB-2 ..... 24, 32, 69
CB-3 ..... 24, 32, 71
CB-4 ..... 24, 32, 68, 172, 191
CB-5 ..... 24, 32, 74, 172, 192
CB-6 ..... 24, 32, 70
CB-7 ..... 24, 32, 72
CB-29 ..... 24, 32, 73
CB-33 ..... 24, 32, 65, 106, 123, 172, 190
CB-34 ..... 24, 224
Cable to Cable
CC-1 ..... 20, 32, 33, 106, 107, 126, 146, 158, 172, 173
CC-2 ..... 20, 32, 34, 35, 106, 108, 109, 110, 126, 128, 144, 146, 159, 172, 174
CC-3 20
CC-4 ..... 20, 32, 36, 37, 106, 111, 126, 129, 172, 175
CC-6 ..... 20, 32, 38, 107, 144, 146, 158, 172, 176
CC-7 ..... 20, 32, 39, 106, 112, 172, 177
CC-11 ..... 20, 32, 41, 106, 113, 172, 176
CC-14 ..... 20, 23, 33, 172, 173, 229
CC-34 ..... 20, 32, 40
Cable to Ground Rod or Rod
CR-1 ..... 23, 32, 42, 43, 106, 114, 126, 130, 160, 172, 178
CR-2 ..... 23, 32, 44, 45, 106, 115, 131, 144, 146, 160, 172, 179
CR-3 ..... 23, 32, 46, 106, 116, 126, 132, 172, 180
CR-7-AT 23, 126, 135
CR-17 ..... 23, 47
CR-18 ..... 23, 49, 126, 133
CR-24 ..... 23, 32, 48
CR-27 ..... 28, 98, 101
CR-30 ..... 28, 98, 101
CR-31 ..... 28, 98, 101
CR-32 ..... 28, 98, 101
CR-36 ..... 23, 126, 134
Cable to Rail
CX-8 ..... 30, 170
CX-10 ..... 30, 170
Cable to Reinforcing Bar
CRE-1 ..... 25, 32, 79, 172, 201, 208
CRE-2 ..... 25, 32, 80
CRE-3 ..... 25, 32, 81, 172, 201
CRE-4 ..... 25, 32, 82

CRE-6.....25, 32, 83, 172, 202
Cable to Steel or Cast Iron
CS-1.....21, 32, 53, 106, 117, 126, 135, 172, 183
CS-2.....21, 32, 54, 106, 118, 126, 136, 172, 184
CS-3...21, 32, 55, 56, 106, 119, 126, 137, 172, 185, 224
CS-4.....21, 32, 59, 106, 122, 126, 140
CS-4-AT.....21, 140
CS-5.....21, 32, 59
CS-6.....21, 32, 60, 106, 120, 126, 139
CS-7.....21, 32, 61, 106, 121, 126, 141, 172, 186
CS-8.....21, 32, 53, 106, 117, 126, 136, 172, 183
CS-9.....21, 32, 54, 106, 118, 126, 137, 172, 184
CS-18.....21, 32, 60, 106, 122, 126, 138
CS-23.....21, 32, 57, 58, 106, 121, 172, 185, 234
CS-27.....21, 106, 120, 126, 139, 172, 186
CS-32.....21, 144, 147, 172, 187
CS-33.....21, 144, 149, 172, 187
CS-34.....21, 144, 148, 172, 188
CS-35.....21, 144, 149, 172, 188
CS-36.....21, 144, 150, 172, 189
CS-37.....21, 144, 150, 172, 189
CS-49.....21, 144, 151
Ground Rod to Ground Rod
RR-1.....27, 52, 172, 180
Stud to Cable to Steel
CRS-1.....28, 98, 100
CRS-2.....28, 98, 100
Threaded Stud or Rod to Steel
RS-1.....26, 32, 52, 172, 197
RS-2.....26, 32, 52, 172, 197
RS-3.....28, 98, 10

Visit us at
www.thermOweld.com

PART NUMBER INDEX

Catalog #	Page #
#15	86 & 90
#15CI	90
#15CP	90 &145
#15CPS	145
#15R	90
#25	86 & 90
#25CI	90 &145
#25CP	90
#25R	90
#32	86 & 90
#32CI	90 &145
#32CP	90
#32R	90
#45	86 & 90
#45CI	90 &145
#45CP	90
#45R	90
#65	86 & 90
#65CI	90
#65CP	90
#65R	90
#90	86 & 90
#90CI	90
#90R	90
#115	86 & 90
#115CI	90
#115R	90
#150	86 & 90
#150R	90
#200	86 & 90
#200R	90
#250	86 & 90
#250R	90
#500	86 & 90
#500R	90
27-0180-00	155
27-0181-00	155
27-0182-00	155
27-0183-00	155
27-0184-00	155
27-0185-00	155
27-0186-00	155
27-0187-00	155
27-0188-00	155
27-6378-18	154
27-6378-24	154
27-6378-36	154
27-6378-60	154
27-6412-00	154
27-6523-18	153
27-6523-24	153
27-6523-36	153
27-6523-60	153
27-6426-18	154
27-6426-24	154
27-6426-36	154
27-6426-48	154
27-6540-18	154
27-6540-24	154
27-6540-36	154
27-6540-48	154
27-6570-18	154
27-6570-24	154
27-6570-36	154
27-6570-48	154
27-6644-00	154
27-6997-18	153
27-6997-24	153
27-6997-36	153
27-6997-48	153
27-6998-18	153
27-6998-24	153
27-6998-36	153
27-6998-48	153
27-6999-18	153
27-6999-24	153
27-6999-36	153
27-6999-48	153
27-7000-00	162
27-7001-00	162
27-7002-00	162
27-7003-00	162
27-7004-00	162
27-7005-00	162
27-7006-00	162
27-7007-00	162
27-7008-00	162
27-7009-00	162
27-7010-00	162
27-7011-00	162
27-7012-00	162
27-7013-00	162
27-7014-00	162
27-7015-00	162
27-7026-"L"	165
27-7027-"L"	165
27-7028-"L"	165
27-7029-"L"	165
27-7030-"L"	165
27-7031-"L"	165
27-7032-"L"	165
27-7033-"L"	165
27-7034-"L"	165
27-7035-"L"	165
27-7036-"L"	165
27-7037-"L"	165
27-7038-"L"	165
27-7039-"L"	165
27-7040-"L"	165
27-7041-04	167
27-7041-12	167
27-7042-04	167
27-7042-12	167
27-7046-09	168
27-7046-13	168
27-7047-09	168
27-7047-13	168
27-7048-13	168
27-7049-09	168
27-7049-13	168
27-7050-09	168
27-7050-13	168
27-7051-13	168
27-7052-"L"	169
27-7053-"L"	169
27-7054-"L"	169
27-7055-"L"	169
27-7056-"L"	169
27-7057-"L"	169
27-7058-"L"	169
27-7059-"L"	169
27-7060-"L"	169
27-7061-"L"	169
27-7062-"L"	169
27-7063-"L"	169
27-7064-"L"	169
27-7065-"L"	169
27-7066-"L"	169
27-7067-"L"	169
27-7068-"L"	169
27-7069-"L"	169
27-7070-"L"	169
27-7071-"L"	169
27-7095-18	153
27-7095-24	153
27-7095-36	153
27-7095-48	153
27-7096-18	153
27-7096-24	153
27-7096-36	153
27-7096-48	153
27-7097-18	153
27-7097-24	153
27-7097-36	153
27-7097-48	153
27-7098-18	153
27-7098-24	153
27-7098-36	153
27-7098-48	153
27-7100-18	154
27-7100-24	154
27-7100-36	154
27-7100-48	154
27-7101-18	153
27-7101-24	153
27-7101-36	153
27-7101-48	153
27-7102-18	153
27-7102-24	153
27-7102-36	153
27-7102-48	153
27-7105-18	153

INDEX

Catalog #	Page #
27-7105-24	153
27-7105-36	153
27-7105-48	153
36-7043-01	166
36-7043-02	166
36-7044-00	166
36-7044-01	166
38-0101-00	91
38-0119-00	102
38-0119-13	102
38-0135-00	92
38-0135-01	92
38-0200-00	93, 145 & 157
38-0201-00	93, 145 & 157
38-0202-00	93 & 157
38-0203-00	93 & 157
38-0204-00	93 & 157
38-0205-00	93 & 157
38-0207-00	93, 145 & 157
38-0208-00	93 & 157
38-0209-00	93 & 157
38-0240-00	93 & 157
38-0302-00	91
38-0302-02	91
38-0303-00	91
38-0304-00	91
38-0305-00	91
38-0306-00	91 & 92
38-0307-00	91
38-0308-00	91
38-0309-00	91
38-0309-01	91
38-0310-00	157
38-0311-00	157
38-0312-00	157
38-0329-00	93 & 157
38-0330-00	92
38-0392-00	157
38-0904-00	91
38-2864-00	99 & 100
38-2999-00	99 & 100
38-3575-00	65 & 190
38-3605-00	63
38-3607-00	63
38-3662-01	92
38-3662-02	92
38-3662-03	92
38-3662-04	92
38-3662-05	92
38-3662-06	92
38-3662-07	92
38-3922-00	91 & 92
38-4051-00	99 & 100
38-4129-00	91 & 170
38-4129-05	91 & 170
38-4150-00	63
38-4152-00	63
38-4153-00	63
38-4154-00	63
38-4155-00	63
38-4156-00	63
38-4158-00	63
38-4162-00	63
38-4164-00	63
38-4165-00	63
38-4167-00	63
38-4168-00	63
38-4170-00	63
38-4171-00	63
38-4175-00	63
38-4176-00	63
38-4178-00	99 & 100
38-4200-00	63 & 159
38-4202-00	63
38-4203-00	63
38-4205-00	63
38-4206-00	63
38-4208-00	63
38-4212-00	63
38-4214-00	63
38-4215-00	63
38-4217-00	63
38-4218-00	63
38-4220-00	63
38-4221-00	63
38-4225-00	63
38-4226-00	63
38-4227-00	64
38-4229-00	64
38-4230-00	64
38-4231-00	64
38-4232-00	64
38-4233-00	64
38-4235-00	64
38-4239-00	64
38-4241-00	64
38-4242-00	64
38-4244-00	64
38-4245-00	64
38-4247-00	64
38-4248-00	64
38-4252-00	64
38-4253-00	64
38-4293-00	65 & 190
38-4294-00	65 & 190
38-4295-00	65 & 190
38-4296-00	65
38-4297-00	65 & 190
38-4298-00	65 & 190
38-4299-00	65
38-4350-00	147
38-4351-00	147
38-4519-†‡	101
38-4521-†‡	101
38-4522-†‡	101
38-4523-†‡	101
38-4524-†‡	101
38-4526-†‡	101
38-4527-†‡	101
38-4528-†‡	101
38-4529-†‡	101
38-4531-†‡	101
38-4532-†‡	101
38-4533-†‡	101
38-4534-†‡	101
38-4536-†‡	101
38-4537-†‡	101
38-4538-†‡	101
38-4588-00	93
38-4589-00	93
38-4590-00	93
38-4635-00	204
38-4635-01	204
38-4635-03	204
38-4635-04	204
38-4635-06	204
38-4635-21	204
38-4635-23	204
38-4635-24	204
38-4635-70	204
38-4635-71	204
38-4709-00	159
38-4859-00	157
38-5101-"L"	223
38-5532-24	234
38-5533-24	234
38-5534-24	234
38-5672-"L"	66
38-5673-"L"	66
38-5674-"L"	66
38-5675-"L"	66
38-5676-"L"	66
38-5677-"L"	66
38-5678-"L"	66
38-5679-"L"	66
38-5680-"L"	66
38-5681-"L"	66
38-5682-"L"	66
38-5683-"L"	66
38-5684-"L"	66
38-5685-"L"	66
38-5686-"L"	66
38-5687-"L"	66
38-5688-"L"	66
38-5689-"L"	66
38-5690-"L"	66
38-5691-"L"	66
38-5692-"L"	66
38-5693-"L"	66
38-5694-"L"	66
38-5695-"L"	66
38-5696-"L"	66
38-5697-"L"	66
38-5698-"L"	66
38-5699-"L"	66
38-5700-"L"	67
38-5701-"L"	67
38-5702-"L"	67
38-5703-"L"	67
38-5704-"L"	67
38-5705-"L"	67
38-5706-"L"	67
38-5707-"L"	67
38-5708-"L"	67
38-5709-"L"	67
38-5710-"L"	67
38-5711-"L"	67
38-5712-"L"	67

Catalog #	Page #
38-5713-"L"	67
38-5714-"L"	67
38-5715-"L"	67
38-5716-"L"	67
38-5717-"L"	67
38-5718-"L"	67
38-5719-"L"	67
38-5720-"L"	67
38-5721-"L"	67
38-5722-"L"	67
38-5723-"L"	67
38-5724-"L"	67
38-5725-"L"	67
38-5726-"L"	67
38-5727-"L"	67
38-5955-00	207
38-5955-03	207
38-5955-04	207
38-5987-†‡	235
38-5988-†‡	235
38-5989-†‡	235
38-5990-†‡	235
38-5991-†‡	235
38-5992-†‡	235
38-5993-†‡	235
38-5994-†‡	235
38-5995-†‡	235
38-5996-†‡	235
38-6003-†‡	232
38-6004-†‡	232
38-6005-†‡	232
38-6006-†‡	232
38-6007-†‡	232
38-6008-†‡	232
38-6009-†‡	23
38-6010-†‡	232
38-6011-†‡	232
38-6013-†‡	232
38-6015-†‡	232
38-6017-†‡	232
38-6019-00	157
38-6050-01	212
38-6050-31	212
38-6050-02	212
38-6050-32	212
38-6050-03	212
38-6050-33	212
38-6050-04	212
38-6050-34	212
38-6050-05	212
38-6050-35	212
38-6050-06	212
38-6050-36	212
38-6050-07	212
38-6050-37	212
38-6051-02	213
38-6051-32	213
38-6051-03	213
38-6051-33	213
38-6051-04	213
38-6051-34	213
38-6051-05	213
38-6051-35	213
38-6051-06	213
38-6051-36	213
38-6051-07	213
38-6051-37	213
38-6313-02	205
38-6313-04	205
38-6313-08	205
38-6313-09	205
38-6330-00	221
38-6331-00	221
38-6332-00	221
38-6333-00	221
38-6334-00	221
38-6335-00	221
38-6338-00	206
38-6338-01	206
38-6339-00	206
38-6339-01	206
38-6340-10	206
38-6340-20	206
38-6340-30	206
38-6340-40	206
38-6340-50	206
38-6340-60	206
38-6340-70	206
38-6340-80	206
38-6340-90	206
38-6341-10	206
38-6341-20	206
38-6341-30	206
38-6341-40	206
38-6341-50	206
38-6341-60	206
38-6341-70	206
38-6341-80	206
38-6341-90	206
38-6342-18	206
38-6342-24	206
38-6343-36	214
38-6343-42	214
38-6344-12	214
38-6344-30	214
38-6345-00	225
38-6345-01	225
38-6345-02	225
38-6346-00	225
38-6346-01	225
38-6346-02	225
38-6347-00	225
38-6349-00	230
38-6350-00	230
38-6350-01	230
38-6351-00	230
38-6351-01	230
38-6351-02	230
38-6351-03	230
38-6351-04	230
38-6351-05	230
38-6351-06	230
38-6351-07	230
38-6352-00	231
38-6353-00	231
38-6353-01	231
38-6353-02	231
38-6353-03	231
38-6353-04	231
38-6353-05	231
38-6353-06	231
38-6354-00	233
38-6354-01	233
38-6354-02	233
38-6354-03	233
38-6354-04	233
38-6354-05	233
38-6355-00	237
38-6355-01	237
38-6355-02	237
38-6356-†‡	236
38-6357-†‡	236
38-6358-†‡	236
38-6359-†‡	236
38-6360-†‡	236
38-6361-†‡	236
38-6362-†‡	236
38-6363-†‡	236
38-6364-†‡	236
38-6365-†‡	236
38-6366-†‡	236
38-6367-†‡	236
38-6368-†‡	236
38-6369-†‡	236
38-6370-†‡	236
38-6376-00	226
38-6376-01	226
38-6416-01	215
38-6416-02	215
38-6416-03	215
38-6416-05	215
38-6431-01	238
38-6431-02	238
38-6431-03	238
38-6431-04	238
38-6431-05	238
38-6431-06	238
38-6431-07	238
38-6431-08	238
38-6431-09	238
38-6431-10	238
38-6431-11	238
38-6431-12	238
38-6431-13	238
38-6501-25	210
38-6501-50	210
38-6502-25	211
38-6502-50	211
38-6558-00	208
38-6598-02	205
38-6598-03	205
38-6607-03	205
38-6607-04	205
38-6627-00	214
38-6662-00	49
38-6662-01	49
38-6662-02	49
38-6662-03	49

INDEX

Catalog #	Page #
38-6662-04	49
38-6662-05	49
38-6662-10	49
38-6662-11	49
38-6662-12	49
38-6662-13	49
38-6662-14	49
38-6662-15	49
38-6687-00	145 & 156
38-6687-02	145 & 156
38-6769-00	145 & 156
38-6833-00	244
38-6855-00	155
38-7043-00	167
38-7045-00	166
38-7045-01	166
38-7074-00	166
38-7075-00	166
38-7076-00	166
38-7077-00	166
38-7078-00	166
38-7079-00	166
38-7237-00	273
38-7237-01	273
38-7239-00	274
38-7239-01	274
38-7239-10	274
38-7239-11	274
38-7240-00	274
38-7240-01	274
38-7240-02	274
38-7240-10	274
38-7240-11	274
38-7240-12	274
38-7241-00	274
38-7241-01	274
38-7241-02	274
38-7241-10	274
38-7241-11	274
38-7241-12	274
38-7242-00	275
38-7242-01	275
38-7242-02	275
38-7242-10	275
38-7242-11	275
38-7242-12	275
38-7243-00	275

Catalog #	Page #
38-7243-00	275
38-7243-00	275
38-7243-00	275
38-7243-00	275
38-7243-00	275
38-7244-00	275
38-7244-01	275
38-7244-10	275
38-7244-11	275
38-7245-00	276
38-7245-01	276
38-7245-02	276
38-7245-10	276
38-7245-11	276
38-7245-12	276
38-7246-00	276
38-7246-01	276
38-7246-02	276
38-7246-10	276
38-7246-11	276
38-7246-12	276
38-7247-00	276
38-7247-01	276
38-7247-02	276
38-7247-10	276
38-7247-11	276
38-7247-12	276
38-7248-00	277
38-7248-10	277
38-7249-00	277
38-7249-10	277
38-7250-00	277
38-7250-10	277
38-7297-00	278
38-7297-10	278
38-7298-00	279
38-7298-10	279
38-7299-00	279
38-7299-10	279
38-7300-00	278
38-7300-10	278
38-7301-00	278
38-7301-10	278
38-7304-00	209
38-7311-"L"	66
38-7319-00	209
38-7321-00	273

Catalog #	Page #
38-7321-01	273
38-7338-00	273
38-7345-00	279
38-7345-10	279
38-7346-00	279
38-7347-00	273
38-7347-01	273
38-7356-†‡	236
38-7357-†‡	236
38-7358-†‡	236
38-7359-†‡	236
38-7360-†‡	236
38-7361-†‡	236
38-7362-†‡	236
38-7363-†‡	236
38-7364-†‡	236
38-7365-†‡	236
38-7366-†‡	236
38-7367-†‡	236
38-7368-†‡	236
38-7369-†‡	236
38-7370-†‡	236
38-8002-01	240
38-8002-02	240
38-8002-03	240
38-8002-04	240
38-8002-05	240
38-8002-06	240
38-8002-07	240
38-8002-08	240
38-8003-01	240
38-8003-02	240
38-8003-03	240
38-8003-04	240
38-8004-01	241
38-8004-02	241
38-8004-03	241
38-8004-04	241
38-8004-05	241
38-8004-06	241
38-8006-01	241
38-8006-02	241
38-8006-03	241
38-8007-01	241
38-8007-02	241
38-8007-03	241
38-8008-01	242

Catalog #	Page #
38-8008-02	242
38-8009-02	242
38-8009-03	242
38-8010-01	242
38-8010-02	242
38-8010-03	242
38-8010-04	242
38-8011-01	243
38-8012-01	243
38-8012-02	243
38-8012-03	243
38-8015-01	244
38-8015-02	244
38-8015-03	244
38-8015-04	244
38-8015-05	244
38-8015-06	244
38-8015-07	244
38-8015-08	244
38-8016-01	244
38-8016-02	244
38-8016-03	244
38-8016-04	244
38-8016-05	244
38-8016-06	244
38-8016-07	244
38-8016-08	244
38-8017-01	244
38-8017-02	244
38-8017-03	244
38-8017-04	244
38-8017-05	244
38-8017-06	244
38-8018-01	245
38-8018-02	245
38-8018-03	245
38-8018-04	245
38-8019-01	245
38-8019-02	245
38-8019-03	245
38-8019-04	245
38-8019-05	245
38-8020-01	246
38-8020-02	246
38-8021-01	246
38-8021-02	246
38-8021-03	246

Catalog #	Page #
38-8021-04	246
38-8022-01	246
38-8022-02	246
38-8023-01	247
38-8024-01	247
38-8024-02	247
38-8039-01	247
38-8040-01	248
38-8040-02	248
38-8040-03	248
38-8040-04	248
38-8040-05	248
38-8040-06	248
38-8040-07	248
38-8040-08	248
38-8040-09	248
38-8041-01	249
38-8042-01	249
38-8043-01	249
38-8043-02	249
38-8043-03	249
38-8043-04	249
38-8044-01	249
38-8044-02	249
38-8044-03	249
38-8044-04	249
38-8045-01	249
38-8046-01	249
38-8046-02	249
38-8046-03	249
38-8046-04	249
38-8053-01	251
38-8053-02	251
38-8053-03	251
38-8053-04	251
38-8053-05	251
38-8053-06	251
38-8053-07	251
38-8053-08	251
38-8053-09	251
38-8053-10	251
38-8053-11	251
38-8053-12	251
38-8053-13	251
38-8053-14	251
38-8053-15	251
38-8053-16	251
38-8054-01	252
38-8054-02	252
38-8054-03	252
38-8054-04	252
38-8054-05	252
38-8055-01	252
38-8055-02	252
38-8055-03	252
38-8055-04	252
38-8055-05	252
38-8055-06	252
38-8056-01	253
38-8056-02	253
38-8056-03	253
38-8056-04	253
38-8056-05	253
38-8056-06	253
38-8056-07	253
38-8056-08	253
38-8056-09	253
38-8056-10	253
38-8056-11	253
38-8056-12	253
38-8056-13	253
38-8057-01	253
38-8057-02	253
38-8057-03	253
38-8057-04	253
38-8057-05	253
38-8057-06	253
38-8057-07	253
38-8057-08	253
38-8057-09	253
38-8057-10	253
38-8057-11	253
38-8057-12	253
38-8057-13	253
38-8058-01	253
38-8058-02	255
38-8058-03	253
38-8058-04	253
38-8058-05	253
38-8058-06	253
38-8058-07	253
38-8058-08	253
38-8058-09	253
38-8058-10	253
38-8058-11	253
38-8058-12	253
38-8058-13	253
38-8059-01	253
38-8060-01	256
38-8060-02	256
38-8060-03	256
38-8060-04	256
38-8060-05	256
38-8061-01	256
38-8061-02	256
38-8061-03	256
38-8062-00	256
38-8062-01	256
38-8062-02	257
38-8062-03	257
38-8062-04	257
38-8062-05	257
38-8062-06	257
38-8062-07	257
38-8062-08	257
38-8062-09	257
38-8062-10	257
38-8063-01	257
38-8063-02	257
38-8063-03	257
38-8063-04	257
38-8063-05	257
38-8063-06	257
38-8063-07	257
38-8063-08	257
38-8063-09	257
38-8063-10	259
38-8065-01	258
38-8065-02	258
38-8066-01	258
38-8066-02	258
38-8067-01	259
38-8068-01	259
38-8068-02	259
38-8068-03	259
38-8068-04	259
38-8068-05	259
38-8068-06	259
38-8068-07	259
38-8068-08	259
38-8068-09	259
38-8069-01	260
38-8070-01	260
38-8070-02	260
38-8070-03	260
38-8071-01	261
38-8071-02	261
38-8071-03	261
38-8071-04	261
38-8071-05	261
38-8071-06	261
38-8071-07	261
38-8072-01	261
38-8072-02	261
38-8072-03	261
38-8072-04	261
38-8072-05	261
38-8072-06	261
38-8072-07	261
38-8072-08	261
38-8072-09	261
38-8072-10	263
38-8072-11	261
38-8072-12	263
38-8072-13	261
38-8072-14	261
38-8072-15	261
38-8072-16	261
38-8072-17	261
38-8072-18	261
38-8072-19	261
38-8072-20	261
38-8072-21	261
38-8072-22	261
38-8072-23	261
38-8072-24	261
38-8073-01	262
38-8073-02	262
38-8073-03	262
38-8073-04	262
38-8073-05	262
38-8073-06	262
38-8073-07	262
38-8073-21	262
38-8073-22	262
38-8073-23	262
38-8073-24	262
38-8073-25	262

INDEX

Catalog #	Page #
38-8073-26	262
38-8073-27	262
38-8073-31	262
38-8073-32	262
38-8073-33	262
38-8073-34	262
38-8073-35	262
38-8073-36	262
38-8073-37	262
38-8073-41	262
38-8073-42	262
38-8073-43	262
38-8073-44	262
38-8073-45	262
38-8073-46	262
38-8073-47	262
38-8074-01	262
38-8074-02	262
38-8074-03	262
38-8074-04	262
38-8075-01	263
38-8075-02	263
38-8075-03	263
38-8075-04	263
38-8076-01	263
38-8076-02	263
38-8076-03	263
38-8076-04	263
38-8076-05	263
38-8076-06	263
38-8076-07	263
38-8076-21	263
38-8076-22	263
38-8076-23	263
38-8076-24	263
38-8076-25	263
38-8076-26	263
38-8076-27	263
38-8076-31	263
38-8076-32	263
38-8076-33	263
38-8076-34	263
38-8076-35	263
38-8076-36	263
38-8076-37	263
38-8076-41	263
38-8076-42	263
38-8076-43	263
38-8076-44	263
38-8076-45	263
38-8076-46	263
38-8076-47	263
38-8080-01	262
38-8080-02	262
38-8080-03	262
38-8080-04	262
38-8080-05	262
38-8081-01	264
38-8082-01	264
38-8082-02	264
38-8083-01	265
38-8083-02	265
38-8083-03	265
38-8084-01	265
38-8084-04	265
38-8085-01	265
38-8085-05	265
38-8086-06	265
38-8086-11	266
38-8086-12	266
38-8086-13	266
38-8086-14	266
38-8086-21	266
38-8086-22	266
38-8086-23	266
38-8086-24	266
38-8086-31	266
38-8086-32	266
38-8086-33	266
38-8086-34	266
38-8087-01	266
38-8087-02	266
38-8087-03	266
38-8087-04	266
38-8087-07	265
38-8087-08	265
38-8087-09	265
38-8088-01	266
38-8088-02	266
38-8088-03	266
38-8089-01	267
38-8089-02	267
38-8089-03	267
38-8089-04	267
38-8089-05	267
38-8089-06	267
38-8089-07	267
38-8089-08	267
38-8089-09	267
38-8090-01	267
38-8090-02	267
38-8090-03	267
38-8090-04	267
38-8090-05	267
38-8090-06	267
38-8090-07	267
38-8090-08	267
38-8091-01	270
38-8092-01	270
38-8093-01	271
38-8093-02	271
38-8094-01	269
38-8095-01	272
38-8096-01	270
38-8097-01	271
38-8098-01	271
38-8099-01	271
38-8100-01	270
38-8100-02	270
38-8100-03	270
38-8101-01	268
38-8101-02	268
38-8101-03	268
38-8102-01	268
38-8102-02	268
38-8102-03	268
38-8102-04	268
38-8102-05	268
38-8102-06	268
38-8102-07	268
38-8102-08	268
38-8102-09	268
38-8102-10	268
38-8103-01	269
38-8103-02	269
38-8104-01	271
38-8105-01	271
38-8105-02	271
38-8106-01	272
38-EZLT-15	89
38-EZLT-CA	89
38-EZLT-CX	89
38-EZLT-CY	89
38-EZLT-IG	89
38-EZLT-RU	89
38-EZLT-SK	89 & 146
38-EZLT-SS	51, 85 & 182
40-0106-27	95
40-0106-32	95
40-0106-37	95
40-0106-41	95
40-0106-75	94
40-0106-76	95
40-0106-77	95
40-0106-78	95
40-0107-32	95
40-0107-37	95
40-0319-01	92
40-0319-03	92
40-0319-21	162
40-3657-00	94
40-4431-00	95
40-4431-01	95
40-4565-00	96
40-5598-00	169 & 170
40-6640-00	96
40-6641-00	96
40-6642-00	96
40-7016-00	163
40-7017-00	163
40-7018-00	163
40-7019-00	163
40-7020-00	163 & 164
40-7020-01	163 & 164
40-7021-00	163
40-7022-00	163
40-7022-01	163
40-7022-02	163
40-7022-03	163
40-7023-00	164
40-7024-00	164
40-7202-00	94 & 146
B-106	94
B-107	94
CB14212P	220
CB14212PK	220
CB14412J	220
CB14412JK	220

Catalog #	Page #
CB14412M	220
CB14412MK	220
CB14420J	220
CB14420JK	220
CB14420M	220
CB14420MK	220
CB14424J	220
CB14424JK	220
CB14424M	220
CB14424MK	220
GM105012801	228
GM1230126	228
GM4666	228
GM4666C1/0S	228
GM468B	228
LE#15	90
LE#25	90
LE#32	90
LE#45	90
LE#65	90
LE#90	90
LE#115	90
LE#150	90
LE#200	90
LE#250	90
LE#300	90
LE#300	90
LE#500	90
LE#600	90
LE-586	224
LE-588	224
LE-2763	224
LE-5454	224
LE-6124	223
LE-6125	223
LE-6164	223
LE-6253	224
LE-6254	224
LE-6255	224
LE-6257	224
LE-6258	224
LE-6609	223
LE-6610	223
LE-6252	223
LE-8502	223
LE-6783	223
LE-6784	223
LE-6785	223
LE-6786	223
LE-8583	224
LE-8848	224
LE-8863	223
LE-8743	223
LE-9790	223
M-5	40
M-47	202
M-100	145 & 147
M-101	145 & 147
M-102	145 & 147
M-103	147
M-104	145 & 147
M-105	147
M-106	145 & 147
M-107	147
M-108	147
M-109	147
M-110	147
M-111	147
M-112	147
M-113	147
M-114	147
M-115	147
M-116	147
M-117	147
M-118	147
M-119	147
M-120	147
M-121	147
M-122	147
M-123	147
M-124	147
M-125	147
M-126	147
M-127	147
M-128	155
M-129	151 & 154
M-130	147
M-131	151 & 154
M-132	151
M-134	151
M-135	151
M-137	151
M-142	150
M-144	150
M-145	150
M-146	150
M-147	150
M-148	150
M-150	150
M-151	150
M-152	150
M-153	150
M-154	152
M-154-P.S.	152
M-156	145, 149 & 154
M-157	149
M-158	149
M-159	149
M-160	149
M-161	149
M-163	149
M-175	152 & 154
M-175-P.S.	152 & 154
M-186	150
M-187	150
M-188	150
M-189	150
M-190	150
M-191	150
M-192	150
M-193	150
M-194	150
M-195	150
M-196	150
M-197	150
M-198	150
M-200	33
M-200-H	33
M-201	33
M-201-H	33
M-203	33, 86 & 104
M-203-H	33
M-204	33
M-204-H	33
M-205	33
M-205-H	33
M-206	33, 86 & 104
M-206-H	33
M-207	33
M-207-H	33
M-208	33, 86 & 104
M-208-H	33
M-209	33
M-209-H	33
M-210	33
M-210-H	33
M-211	33
M-211-H	33
M-213	33
M-213-H	33
M-214	33
M-214-H	33
M-215	33
M-215-H	33
M-221	34, 86 & 104
M-221-H	34
M-223	34, 86 & 104
M-223-H	34
M-223-S	34, 86 & 104
M-224	34
M-224-H	34
M-225	34
M-225-H	34
M-226	34
M-226-H	34
M-227	34
M-227-H	34
M-228	34, 86 & 104
M-228-H	34
M-229	34
M-229-H	34
M-230	34
M-230-H	34
M-231	34
M-231-H	34
M-232	34, 86 & 104
M-232-H	34
M-233	34
M-233-H	34
M-234	34
M-234-H	34
M-235	34, 86 & 104
M-235-H	34
M-236	34, 86 & 104
M-236-H	34
M-237	34
M-237-H	34
M-238	34

INDEX

Catalog #	Page #
M-238-H	34
M-239	34
M-239-H	34
M-240	34
M-240-H	34
M-241	34, 86 & 104
M-241-H	34
M-242	34
M-242-H	34
M-243	34, 86 & 104
M-243-H	34
M-244	34
M-244-H	34
M-245	34
M-245-H	34
M-246	34, 86 & 104
M-246-H	34
M-247	34, 86 & 104
M-247-H	34
M-248	34
M-248-H	34
M-249	34
M-249-H	34
M-250	34
M-250-H	34
M-251	34
M-251-H	34
M-252	34
M-252-H	34
M-253	34
M-253-H	34
M-254	35
M-254-H	35
M-255	35
M-255-H	35
M-256	35
M-256-H	35
M-257	35
M-257-H	35
M-258	35
M-258-H	35
M-259	35
M-259-H	35
M-260	35
M-260-H	35
M-261	35
M-261-H	35
M-262	35
M-262-H	35
M-263	35
M-263-H	35
M-264	35
M-264-H	35
M-265	35
M-265-H	35
M-266	35
M-266-H	35
M-267	35
M-267-H	35
M-268	35
M-268-H	35
M-269	35
M-269-H	35
M-270	35
M-270-H	35
M-280	35, 86 & 104
M-280-H	35
M-282	35
M-282-H	35
M-283	35
M-283-H	35
M-284	35
M-284-H	35
M-285	35
M-285-H	35
M-286	35
M-286-H	35
M-287	35
M-287-H	35
M-288	35
M-288-H	35
M-289	35
M-289-H	35
M-290	35
M-290-H	35
M-291	35
M-291-H	35
M-293	35
M-293-H	35
M-294	35
M-294-H	35
M-295	35
M-295-H	35
M-296	35
M-296-H	35
M-297	35
M-297-H	35
M-298	35
M-298-H	35
M-423	36
M-423-H	36
M-425	36
M-425-H	36
M-426	36
M-426-H	36
M-427	36
M-427-H	36
M-428	36
M-428-H	36
M-429	36
M-429-H	36
M-430	36
M-430-H	36
M-431	36
M-431-H	36
M-432	36
M-432-H	36
M-433	36
M-433-H	36
M-434	36, 86 & 104
M-434-H	36
M-435	36
M-435-H	36
M-436	36
M-436-H	36
M-437	36
M-437-H	36
M-438	36
M-438-H	36
M-439	36
M-439-H	36
M-440	36
M-440-H	36
M-441	36
M-441-H	36
M-442	36
M-442-H	36
M-443	36, 86 & 104
M-443-H	36
M-444	36
M-444-H	36
M-445	36
M-445-H	36
M-446	36
M-446-H	36
M-447	36
M-447-H	36
M-449	36
M-449-H	36
M-450	36
M-450-H	36
M-451	36
M-451-H	36
M-452	36
M-452-H	36
M-453	36
M-453-H	36
M-454	36
M-454-H	36
M-455	36
M-455-H	36
M-456	37
M-456-H	37
M-457	37
M-457-H	37
M-458	37
M-458-H	37
M-459	37
M-459-H	37
M-460	37
M-460-H	37
M-461	37
M-461-H	37
M-462	37
M-462-H	37
M-463	37
M-463-H	37
M-464	37
M-464-H	37
M-465	37
M-465-H	37
M-466	37
M-466-H	37
M-467	37
M-467-H	37
M-468	37
M-468-H	37
M-469	37

Catalog #	Page #
M-469-H	37
M-470	37
M-470-H	37
M-471	37
M-471-H	37
M-472	37
M-472-H	37
M-483	37
M-483-H	37
M-485	37
M-485-H	37
M-486	37
M-486-H	37
M-487	37
M-487-H	37
M-488	37
M-488-H	37
M-489	37
M-489-H	37
M-490	37
M-490-H	37
M-491	37
M-491-H	37
M-492	37
M-492-H	37
M-493	37
M-493-H	37
M-495	42
M-495-H	42
M-496	42
M-496-H	42
M-497	42
M-497-H	42
M-498	42
M-498-H	42
M-499	42
M-499-H	42
M-500	42
M-500-H	42
M-501	42
M-501-H	42
M-502	42
M-502-H	42
M-503	42
M-503-H	42
M-503-S	42, 86 & 104
M-504	42
M-504-H	42
M-505	42
M-505-H	42
M-506	42, 86 & 104
M-506-H	42
M-507	42
M-507-H	42
M-508	43
M-508	42, 86 & 104
M-508-H	42
M-509	42
M-509-H	42
M-510	42
M-510-H	42
M-511	42
M-511-H	42
M-513	42
M-513-H	42
M-514	43
M-514-H	43
M-515	43
M-515-H	43
M-516	43
M-516-H	43
M-517	43
M-517-H	43
M-518	43, 86 & 104
M-518-H	43
M-519	43
M-519-H	43
M-520	43
M-520-H	43
M-521	43
M-521-H	43
M-523	43
M-523-H	43
M-524	43
M-524-H	43
M-525	43
M-525-H	43
M-526	43
M-526-H	43
M-527	43
M-527-H	43
M-528	43
M-528-H	43
M-529	43
M-529-H	43
M-530	43
M-530-H	43
M-531	43
M-531-H	43
M-533	43
M-533-H	43
M-534	43
M-534-H	43
M-535	43
M-535-H	43
M-537	44
M-537-H	44
M-538	44
M-538-H	44
M-539	44
M-539-H	44
M-540	44
M-540-H	44
M-541	44
M-541-H	44
M-542	44
M-542-H	44
M-543	44
M-543-H	44
M-544	44
M-544-H	44
M-545	44, 86 & 104
M-545-H	44
M-545-S	86 & 104
M-546	44
M-546-H	44
M-547	44, 86 & 104
M-547-H	44
M-548	44, 86 & 104
M-548-H	44
M-549	44
M-549-H	44
M-550	44, 86 & 104
M-550-H	44
M-551	44
M-551-H	44
M-552	44
M-552-H	44
M-553	44
M-553-H	44
M-555	44
M-555-H	44
M-556	45
M-556-H	45
M-557	45
M-557-H	45
M-558	45
M-558-H	45
M-559	45, 86 & 104
M-559-H	45
M-560	45
M-560-H	45
M-561	45, 86 & 104
M-561-H	45
M-562	45
M-562-H	45
M-563	45
M-563-H	45
M-564	45
M-564-H	45
M-566	45
M-566-H	45
M-567	45
M-567-H	45
M-569	45
M-569-H	45
M-570	45
M-570-H	45
M-571	45
M-571-H	45
M-572	45
M-572-H	45
M-573	45
M-573-H	45
M-574	45
M-574-H	45
M-575	45
M-575-H	45
M-577	45
M-577-H	45
M-578	45
M-578-H	45
M-579	45
M-579-H	45
M-581-H	52
M-582-H	52
M-583-H	52
M-584-H	52

INDEX

Catalog #	Page #
M-585	55
M-585-H	55
M-586	55, 56 & 224
M-586-H	55
M-588	55, 56, 86, 104 & 224
M-588-H	55
M-588-S	56, 86 & 104
M-589	56, 86 & 104
M-589-H	55
M-590	55, 56, 86 & 104
M-590-H	55
M-591	56, 86 & 104
M-591-H	56
M-592	55 & 56
M-592-H	55
M-593	55, 56, 86 & 104
M-593-H	55
M-594	55
M-594-H	55
M-595	55
M-595-H	55
M-596	55
M-596-H	55
M-598	55
M-598-H	55
M-599	55
M-599-H	55
M-600	55
M-600-H	55
M-602	54
M-603	54
M-604	54
M-605	54
M-616	54
M-616-H	54
M-617	54
M-617-H	54
M-618	54
M-618-H	54
M-619	43
M-619-H	54
M-620	54
M-620-H	54
M-621	54
M-621-H	54
M-622	54
M-622-H	54
M-624	54
M-624-H	54
M-625-H	54
M-626-H	54
M-628	53
M-629	53
M-630	53
M-630-S	53, 86 & 104
M-631	53
M-644	53
M-644-H	53
M-645	53
M-645-H	53
M-646	53
M-646-H	53
M-647	53
M-647-H	53
M-648	53
M-648-H	53
M-649	53
M-649-H	53
M-650	53
M-650-H	53
M-652	53
M-652-H	53
M-653	53
M-653-H	53
M-654	53
M-654-H	53
M-656	71
M-657	71
M-658	71
M-659	71
M-660	71
M-661	71
M-662	71
M-663	71
M-664	71
M-665	71
M-666	71
M-667	71
M-668	71
M-669	71
M-670	71
M-672	71
M-673	71
M-674	71
M-675	71
M-676	71
M-677	71
M-678	71
M-680	71
M-681	71
M-682	71
M-683	71
M-684	71
M-685	71
M-686	71
M-687	71
M-689	71
M-690	71
M-691	71
M-692	71
M-693	71
M-694	71
M-695	71
M-696	71
M-697	71
M-699	71
M-700	71
M-701	71
M-702	71
M-703	71
M-704	71
M-705	71
M-706	71
M-707	71
M-709	71
M-710	71
M-711	71
M-712	71
M-713	71
M-714	71
M-715	71
M-716	71
M-717	71
M-719	71
M-720	71
M-721	71
M-722	71
M-723	71
M-724	71
M-725	71
M-726	71
M-727	71
M-729	71
M-730	71
M-731	71
M-732	71
M-733	71
M-734	71
M-735	71
M-736	71
M-737	71
M-739	71
M-740	71
M-741	71
M-743	72
M-744	72
M-745	72
M-746	72
M-747	72
M-760	72
M-749	72
M-750	72
M-751	72
M-752	72
M-753	72
M-754	72
M-755	72
M-756	72
M-757	72
M-759	72
M-760	72
M-761	72
M-762	72
M-763	72
M-764	72
M-765	72
M-767	72
M-768	72
M-769	72
M-770	72
M-771	72
M-772	72
M-773	72
M-774	72
M-776	72
M-777	72
M-778	72
M-779	72

Catalog #	Page #
M-780	72
M-781	72
M-782	72
M-783	72
M-784	72
M-786	72
M-787	72
M-788	72
M-789	72
M-790	72
M-791	72
M-792	72
M-793	72
M-794	72
M-796	72
M-797	72
M-798	72
M-799	72
M-800	72
M-801	72
M-802	72
M-803	72
M-804	72
M-806	72
M-807	72
M-808	72
M-809	72
M-810	72
M-811	72
M-812	72
M-813	72
M-814	72
M-816	72
M-817	72
M-818	72
M-819	72
M-820	72
M-821	72
M-822	72
M-823	72
M-824	72
M-826	72
M-827	72
M-828	72
M-830	69
M-831	69
M-832	69

Catalog #	Page #
M-833	69
M-834	69
M-835	69
M-836	69
M-837	69
M-838	69
M-839	69
M-840	69
M-841	69
M-842	69
M-843	69
M-844	69
M-846	69
M-847	69
M-860	69
M-849	69
M-850	69
M-851	69
M-852	69
M-854	69
M-855	69
M-857	69
M-858	69
M-859	69
M-860	69
M-861	69
M-862	69
M-864	69
M-865	69
M-867	69
M-868	69
M-869	69
M-870	69
M-871	69
M-872	69
M-874	69
M-875	69
M-877	69
M-878	69
M-879	69
M-880	69
M-881	69
M-882	69
M-884	69
M-885	69
M-887	69
M-888	69

Catalog #	Page #
M-889	69
M-890	69
M-891	69
M-892	69
M-894	69
M-895	69
M-898	70
M-899	70
M-900	70
M-901	70
M-902	70
M-903	70
M-904	70
M-905	70
M-906	70
M-907	70
M-908	70
M-909	70
M-910	70
M-911	70
M-912	70
M-914	70
M-915	70
M-916	70
M-917	70
M-918	70
M-919	70
M-920	70
M-922	70
M-923	70
M-925	70
M-926	70
M-927	70
M-928	70
M-929	70
M-930	70
M-932	70
M-933	70
M-935	70
M-936	70
M-937	70
M-938	70
M-939	70
M-940	70
M-942	70
M-943	70
M-945	70

Catalog #	Page #
M-946	70
M-947	70
M-960	70
M-949	70
M-950	70
M-952	70
M-953	70
M-955	70
M-956	70
M-957	70
M-958	70
M-959	70
M-960	70
M-962	70
M-963	70
M-966	62
M-967	62
M-968	62
M-969	62
M-970	62
M-971	62
M-974	62
M-975	62
M-976	62
M-977	62
M-978	62
M-979	62
M-980	62
M-981	62 & 234
M-982	62
M-983	62
M-984	62
M-985	62 & 234
M-986	62
M-987	62
M-988	62
M-989	62
M-990	62
M-991	62
M-992	62
M-993	62
M-994	62
M-995	62
M-1001	62
M-1002	62
M-1003	62
M-1004	62

INDEX

Catalog #	Page #
M-1005	62
M-1006	62
M-1007	62
M-1008	62
M-1009	62
M-1010	62
M-1011	62
M-1044	77
M-1045	77
M-1046	77
M-1047	77
M-1048	77
M-1049	77
M-1050	77
M-1051	77
M-1052	77
M-1054	78
M-1055	78
M-1056	78
M-1057	78
M-1058	78
M-1059	78
M-1060	78
M-1061	78
M-1063	78
M-1064	78
M-1065	78
M-1066	78
M-1067	78
M-1068	78
M-1069	78
M-1070	78
M-1072	77
M-1073	77
M-1074	77
M-1075	77
M-1076	77
M-1077	77
M-1078	77
M-1079	77
M-1080	77
M-1081	77
M-1082	77
M-1083	77
M-1084	77
M-1085	77
M-1086	77

Catalog #	Page #
M-1087-"X"	170
M-1088	78
M-1089	78
M-1090	78
M-1091	78
M-1092	78
M-1093	78
M-1094	78
M-1095	78
M-1096	78
M-1098	76
M-1099	76
M-1100	76
M-1101	76
M-1102	76
M-1103	76
M-1104	76
M-1105	76
M-1108	76
M-1109	76
M-1110	76
M-1113	76
M-1114	76
M-1118	75
M-1119	75
M-1120	75
M-1121	75
M-1122	75
M-1123	75
M-1124	75
M-1125	75
M-1126	75
M-1127	75
M-1130	75
M-1131	75
M-1132	75
M-1133	75
M-1134	75
M-1135	75
M-1136	75
M-1137	75
M-1138	75
M-1147	58
M-1208	39
M-1212	48
M-1215	59
M-1215-H	59

Catalog #	Page #
M-1216	59
M-1216-H	59
M-1218	59
M-1218-H	59
M-1219	59
M-1219-H	59
M-1220	59
M-1220-H	59
M-1221	59
M-1221-H	59
M-1222	59
M-1222-H	59
M-1223	59
M-1223-H	59
M-1224	59
M-1224-H	59
M-1225-H	59
M-1226-H	59
M-1228-H	59
M-1230	76
M-1231	76
M-1232	76
M-1233	76
M-1234	76
M-1235	76
M-1236	76
M-1237	76
M-1238	76
M-1239	76
M-1242	76
M-1243	76
M-1244	76
M-1245	76
M-1246	76
M-1247	76
M-1260	76
M-1249	76
M-1250	76
M-1270	38
M-1271	38
M-1272	38
M-1273	38
M-1274	38
M-1275	38
M-1276	38
M-1277	38
M-1278	38

Catalog #	Page #
M-1279	38
M-1280	38
M-1281	38
M-1282	38
M-1283	38
M-1284	38
M-1285	38
M-1286	38
M-1287	38
M-1288	38
M-1289	38
M-1290	38
M-1291	38
M-1292	38
M-1293	38
M-1294	38
M-1295	38
M-1296	38
M-1297	38
M-1298	38
M-1299	38
M-1300	38
M-1301	38
M-1302	38
M-1303	38
M-1304	38
M-1305	38
M-1306	38
M-1307	38
M-1308	38
M-1309	38
M-1310	38
M-1311	39
M-1313	39
M-1313-S	39, 86 & 104
M-1314	39
M-1315	39
M-1316	39
M-1317	39
M-1318	39
M-1319	39
M-1320	39
M-1321	39
M-1322	39, 86 & 104
M-1323	39
M-1324	39
M-1325	39

Catalog #	Page #
M-1331	39, 86 & 104
M-1332	39
M-1333	39
M-1334	39
M-1335	39
M-1336	39
M-1337	39
M-1338	39
M-1340	39
M-1341	39
M-1342	39
M-1343	39
M-1344	39
M-1345	39
M-1346	39
M-1348	39
M-1349	39
M-1350	39
M-1351	39
M-1352	39
M-1353	39
M-1354	39
M-1355	39
M-1357	39
M-1358	39
M-1359	39
M-1360	39
M-1371	39
M-1373	39
M-1374	39
M-1375	39
M-1376	39
M-1378	39
M-1379	39
M-1380	39
M-1381	39
M-1581	46
M-1582	46
M-1583	46
M-1584	46
M-1586	46
M-1587	46
M-1588	46, 86 & 104
M-1589	46
M-1593	46
M-1594	46
M-1595	46

Catalog #	Page #
M-1596	46 86 & 104
M-1597	46
M-1601	46
M-1602	46
M-1603	46
M-1604	46
M-1605	46
M-1606	46
M-1610	46
M-1611	46
M-1613	59
M-1614	59
M-1615	59
M-1616	59
M-1617	59
M-1618	59
M-1619	59
M-1620	59
M-1626	60
M-1627	60
M-1628	60
M-1629	60
M-1630	60
M-1631	60
M-1632	60
M-1633	60
M-1634	60
M-1635	61
M-1635-H	61
M-1636	61
M-1636-H	61
M-1638	61
M-1638-H	61
M-1639	61
M-1639-H	61
M-1640	61
M-1640-H	61
M-1641	61
M-1641-H	61
M-1642	61
M-1642-H	61
M-1643	61
M-1643-H	61
M-1644	61
M-1644-H	61
M-1645	61
M-1645-H	61

Catalog #	Page #
M-1646	61
M-1646-H	61
M-1660	61
M-1660-H	61
M-1649	61
M-1650	61
M-1651	68
M-1652	68
M-1653	68
M-1654	68
M-1655	68
M-1656	68
M-1657	68
M-1659	68
M-1660	68
M-1661	68
M-1662	68
M-1663	68
M-1664	68
M-1665	68
M-1666	68
M-1668	68
M-1669	68
M-1670	68
M-1671	68
M-1672	68
M-1673	68
M-1674	68
M-1675	68
M-1676	68
M-1677	68
M-1679	68
M-1680	68
M-1681	68
M-1682	74
M-1683	74
M-1684	74
M-1685	74
M-1690	74
M-1691	74
M-1692	74
M-1693	74
M-1694	74
M-1695	74
M-1696	74
M-1697	74
M-1698	74

Catalog #	Page #
M-1699	74
M-1700	74
M-1701	74
M-1702	74
M-1703	74
M-1707	74
M-1708	74
M-1709	74
M-1710	74
M-1711	74
M-1712	74
M-1713	74
M-1714	74
M-1715	74
M-1716	74
M-1717	74
M-1880	52
M-1881	52
M-1882	52
M-1883	52
M-1884	52
M-1885	52
M-1886	52
M-1887	52
M-1888	52
M-1889	52
M-1890	52
M-1891	52
M-1915	62
M-1916	62
M-1917	62
M-1918	62
M-1920	62
M-1921	62
M-1922	62
M-1929-S	229
M-1955	148
M-1956	148
M-1957	148
M-1958	148
M-1960	160
M-1960-S	160
M-1961	160
M-1961-S	160
M-1962	160
M-1962-S	160
M-1963	160

INDEX

Catalog #	Page #
M-1964	160
M-1965	160
M-1966	148
M-1967	148
M-1968	160
M-1968-S	160
M-1969	160
M-1969-S	160
M-1970	160
M-1970-S	160
M-1971	160
M-1972	160
M-1973	160
M-1976	160
M-1976-S	160
M-1977	160
M-1977-S	160
M-1978	160
M-1978-S	160
M-1979	160
M-1980	160
M-1981	160
M-1984	160
M-1984-S	160
M-1985	160
M-1985-S	160
M-1986	160
M-1986-S	160
M-1987	160
M-1988	160
M-1989	160
M-1992	160
M-1992-S	160
M-1993	160
M-1993-S	160
M-1994	160
M-1994-S	160
M-1995	160
M-1996	160
M-1997	160
M-2000	160
M-2000-S	160
M-2001	160
M-2001-S	160
M-2002	160
M-2002-S	160
M-2003	160
M-2004	160
M-2005	160
M-2006	50
M-2007	50, 86 &104
M-2008	50, 86 & 104
M-2009	50
M-2010	50, 86 & 104
M-2011	50
M-2012	50, 86 & 104
M-2013	50, 86 & 104
M-2014	50, 86 & 104
M-2015	50, 86 & 104
M-2016	50
M-2017	50, 86 & 104
M-2018	50
M-2019	50
M-2020	50
M-2021	50, 86 & 104
M-2024	50
M-2025	50
M-2026	50
M-2027	50, 86 & 104
M-2028	50, 86 & 104
M-2029	50, 86 & 104
M-2030	50
M-2031	50
M-2032	50, 86 & 104
M-2033	50, 86 & 104
M-2034	50
M-2035	65
M-2036	65
M-2036-S	65
M-2037	65
M-2038	65
M-2039	65
M-2041	65
M-2042	65
M-2043	65
M-2044	65
M-2045	65
M-2068	50
M-2069	50
M-2070	50
M-2084	48
M-2105	50
M-2106	50, 86 & 104
M-2107	50, 86 & 104
M-2108	50
M-2109	50
M-2110	50
M-2132	132
M-2138	133
M-2154	46
M-2155	46
M-2156	46
M-2157	46
M-2158	46
M-2159	46
M-2160	46
M-2161	46
M-2162	46
M-2163	46
M-2164	46
M-2165	46
M-2174	132
M-2176	127
M-2178	127
M-2180	127
M-2182	127
M-2183	128
M-2184	128
M-2185	128
M-2186	128
M-2187	128
M-2189	57
M-2189-H	57
M-2192	128
M-2193	128
M-2194	128
M-2195	128
M-2197	128
M-2199	53
M-2200	53
M-2201	141
M-2222	128
M-2223	128
M-2224	128
M-2225	128
M-2226	128
M-2227	128
M-2228	128
M-2229	128
M-2230	128
M-2231	128
M-2232	128
M-2233	128
M-2234	128
M-2235	48
M-2236	128
M-2237	128
M-2238	128
M-2239	128
M-2240	128
M-2241	128
M-2242	128
M-2243	128
M-2244	128
M-2245	128
M-2246	128
M-2247	128
M-2248	128
M-2249	128
M-2250	128
M-2251	128
M-2252	128
M-2253	128
M-2254	128
M-2255	128
M-2256	128
M-2257	128
M-2258	128
M-2259	128
M-2260	128
M-2261	128
M-2262	128
M-2263	128
M-2264	128
M-2265	128
M-2266	128
M-2267	128
M-2268	128
M-2269	128
M-2270	128
M-2271	129
M-2272	129
M-2273	129
M-2274	129
M-2275	129
M-2276	129
M-2277	129
M-2278	129

Catalog #	Page #
M-2279	129
M-2280	129
M-2281	129
M-2282	129
M-2283	129
M-2284	129
M-2285	129
M-2286	129
M-2287	129
M-2288	129
M-2289	129
M-2290	129
M-2291	129
M-2292	129
M-2293	129
M-2294	129
M-2295	129
M-2296	129
M-2297	129
M-2298	129
M-2299	129
M-2300	129
M-2301	129
M-2302	129
M-2303	129
M-2304	129
M-2305	129
M-2306	129
M-2307	129
M-2308	129
M-2309	129
M-2310	129
M-2311	129
M-2312	129
M-2313	129
M-2314	129
M-2315	129
M-2316	129
M-2317	129
M-2318	129
M-2319	129
M-2320	48
M-2321	129
M-2322	129
M-2323	129
M-2324	129
M-2325	129

Catalog #	Page #
M-2326	129
M-2327	129
M-2328	129
M-2329	129
M-2330	129
M-2331	129
M-2332	129
M-2333	129
M-2334	129
M-2335	129
M-2336	129
M-2337	129
M-2338	129
M-2339	129
M-2340	129
M-2341	129
M-2342	129
M-2343	129
M-2344	129
M-2345	129
M-2346	129
M-2347	130
M-2348	130
M-2349	130
M-2350	130
M-2351	130
M-2352	130
M-2353	130
M-2354	130
M-2355	130
M-2356	130
M-2357	130
M-2358	130
M-2359	130
M-2360	130
M-2361	130
M-2362	130
M-2363	130
M-2364	130
M-2365	130
M-2366	130
M-2367	130
M-2368	130
M-2369	130
M-2370	130
M-2371	130
M-2372	130

Catalog #	Page #
M-2373	130
M-2374	131
M-2375	131
M-2376	131
M-2377	131
M-2378	131
M-2379	131
M-2380	131
M-2381	131
M-2382	131
M-2383	131
M-2384	131
M-2385	131
M-2386	131
M-2387	131
M-2388	131
M-2389	131
M-2390	131
M-2391	131
M-2392	131
M-2393	131
M-2394	131
M-2395	131
M-2396	131
M-2397	131
M-2398	131
M-2399	131
M-2400	131
M-2401	131
M-2402	131
M-2403	132
M-2404	132
M-2405	132
M-2406	132
M-2407	132
M-2408	132
M-2409	132
M-2410	132
M-2411	132
M-2412	132
M-2413	132
M-2414	132
M-2415	132
M-2416	132
M-2417	132
M-2418	132
M-2419	132

Catalog #	Page #
M-2420	132
M-2421	132
M-2422	132
M-2423	132
M-2424	132
M-2425	132
M-2426	132
M-2427	132
M-2428	132
M-2429	132
M-2430	135
M-2431	135
M-2432	135
M-2433	135
M-2434	135
M-2435	136
M-2436	136
M-2437	136
M-2438	136
M-2439	136
M-2440	137
M-2441	137
M-2442	137
M-2443	137
M-2444	137
M-2445	140
M-2446	140
M-2447	140
M-2448	140
M-2449	140
M-2450	48
M-2451	139
M-2452	139
M-2453	139
M-2454	139
M-2455	136
M-2456	136
M-2457	136
M-2458	136
M-2459	136
M-2460	136
M-2461	139
M-2462	139
M-2463	139
M-2464	139
M-2465	139
M-2466	141

INDEX

Catalog #	Page #
M-2467	141
M-2468	141
M-2469	141
M-2470	141
M-2471	141
M-2472	141
M-2473	141
M-2474	141
M-2475	141
M-2476	56
M-2477	56
M-2478	56
M-2480	56
M-2480-S	56
M-2482	56
M-2483	56
M-2484	56
M-2486	56
M-2487	56
M-2488	56
M-2490	56
M-2491	56
M-2493	56
M-2494	56
M-2495	56
M-2497	56
M-2498	56
M-2506	53
M-2507	53
M-2509	53
M-2510	48
M-2511	53
M-2521	141
M-2540	57, 86 & 104
M-2540-H	57
M-2540-V(P.S.)	234
M-2542	53
M-2558	48
M-2566	47
M-2567	60
M-2568	60
M-2569	60
M-2583	56
M-2583-S	56
M-2594	150
M-2594-S	150
M-2595	150

Catalog #	Page #
M-2595-S	150
M-2596	150
M-2596-S	150
M-2597	150
M-2687	41
M-2689	41
M-2690	41
M-2691	41
M-2692	41
M-2693	41
M-2694	41
M-2695	41
M-2696	41
M-2697	41
M-2698	41
M-2699	41
M-2700	41
M-2701	41
M-2702	41
M-2703	41
M-2704	41
M-2705	41
M-2706	41
M-2707	41, 86 & 104
M-2708	41
M-2709	41
M-2710	41
M-2711	41
M-2712	41
M-2713	41
M-2714	41
M-2715	41
M-2716	41
M-2717	41
M-2718	41
M-2719	41
M-2747	41
M-2751	41
M-2752	41
M-2753	41
M-2754	41
M-2755	41
M-2756	41
M-2757	41
M-2761	60
M-2763	224
M-2781	57

Catalog #	Page #
M-2781-S	57, 86 & 104
M-2781-H	57
M-2781-SV(P.S.)	234
M-2803	186
M-2804	180
M-2805	180
M-2808	180
M-2813	180
M-2815	180
M-2816	180
M-2818	180
M-2819	180
M-2821	180
M-2822	197
M-2823	180
M-2824	180
M-2826	180
M-2827	180
M-2828	180
M-2829	180
M-2831	180
M-2833	187
M-2834	187
M-2835	187
M-2836	187
M-2837	180
M-2838	180
M-2839	180
M-2840	180
M-2841	180
M-2842	173
M-2843	128
M-2844	180
M-2845	180
M-2846	180
M-2847	180
M-2848	180
M-2849	173
M-2850	180
M-2851	180
M-2852	180
M-2853	180
M-2855	129
M-2856	139
M-2868	187
M-2876	188
M-2884	188

Catalog #	Page #
M-2887	188
M-2889	188
M-2890	188
M-2891	197
M-2892	197
M-2893	197
M-2909	197
M-2910	173
M-2911	197
M-2912	197
M-2913	197
M-2914	174
M-2915	174
M-2916	174
M-2919	200
M-2926	175
M-2928	175
M-2939	197
M-2940	197
M-2949	174
M-2950	175
M-2954	197
M-2971	176
M-2985	197
M-2986	197
M-2989	197
M-2990	197
M-3004	173
M-3005	173
M-3006	173
M-3008	173
M-3010	173
M-3011	173
M-3012	173
M-3013	173
M-3014	173
M-3015	173
M-3021	174
M-3022	174
M-3022	173
M-3023	174
M-3024	174
M-3025	174
M-3026	174
M-3031	174
M-3033	174
M-3034	174

Catalog #	Page #
M-3034	174
M-3035	174
M-3041	174
M-3043	174
M-3044	176
M-3045	174
M-3046	174
M-3047	174
M-3048	174
M-3051	174
M-3052	174
M-3053	174
M-3054	174
M-3055	174
M-3057	174
M-3059	174
M-3060	174
M-3061	174
M-3062	174
M-3065	174
M-3066	174
M-3067	174
M-3068	174
M-3070	185
M-3071	174
M-3072	174
M-3073	174
M-3074	174
M-3080	185
M-3097	148
M-3126	173
M-3127	173
M-3128	173
M-3140	185
M-3141	148
M-3147	175
M-3160	175
M-3149	175
M-3150	175
M-3151	175
M-3152	175
M-3157	175
M-3159	175
M-3160	175
M-3161	175
M-3167	175
M-3169	175

Catalog #	Page #
M-3171	175
M-3172	175
M-3173	175
M-3174	175
M-3176	175
M-3178	175
M-3179	175
M-3180	175
M-3181	175
M-3183	175
M-3185	175
M-3186	175
M-3187	175
M-3188	175
M-3191	175
M-3192	175
M-3193	175
M-3194	175
M-3197	175
M-3198	175
M-3199	175
M-3200	175
M-3201	175
M-3202	175
M-3234	176
M-3237	176
M-3238	176
M-3254	177
M-3255	177
M-3256	177
M-3257	177
M-3258	177
M-3259	177
M-3264	177
M-3266	177
M-3267	177
M-3268	177
M-3269	176
M-3274	177
M-3276	177
M-3278	177
M-3279	177
M-3280	177
M-3281	177
M-3283	177
M-3285	177
M-3286	177

Catalog #	Page #
M-3287	177
M-3288	177
M-3290	177
M-3292	177
M-3293	177
M-3294	177
M-3295	177
M-3297	201
M-3298	177
M-3299	177
M-3300	177
M-3301	177
M-3302	201
M-3304	177
M-3305	177
M-3306	177
M-3307	177
M-3321	178
M-3322	178
M-3323	178
M-3325	178
M-3327	178
M-3328	178
M-3336	178
M-3337	178
M-3338	178
M-3340	178
M-3342	178
M-3343	178
M-3344	178
M-3345	178
M-3346	178
M-3354	178
M-3355	178
M-3356	178
M-3358	178
M-3360	178
M-3361	178
M-3362	178
M-3363	178
M-3364	178
M-3365	178
M-3370	195
M-3372	179
M-3373	179
M-3374	179
M-3376	179

Catalog #	Page #
M-3378	179
M-3379	179
M-3387	179
M-3388	179
M-3389	179
M-3391	179
M-3392	176
M-3393	179
M-3394	179
M-3395	179
M-3396	179
M-3397	179
M-3405	179
M-3406	179
M-3407	179
M-3409	179
M-3411	179
M-3412	179
M-3413	179
M-3414	179
M-3415	179
M-3416	179
M-3419	183
M-3421	183
M-3423	183
M-3424	183
M-3425	183
M-3426	183
M-3427	183
M-3428	183
M-3432	176
M-3445	185
M-3446	185
M-3447	185
M-3449	185
M-3451	185
M-3452	185
M-3453	185
M-3454	185
M-3455	185
M-3456	185
M-3462	186
M-3463	186
M-3464	186
M-3466	186
M-3468	186
M-3469	186

INDEX

Catalog #	Page #
M-3470	186
M-3471	186
M-3472	186
M-3473	186
M-3479	183
M-3480	183
M-3481	183
M-3483	183
M-3485	183
M-3486	183
M-3487	183
M-3488	183
M-3489	183
M-3490	183
M-3496	184
M-3497	184
M-3498	184
M-3500	184
M-3502	184
M-3503	184
M-3504	184
M-3505	184
M-3506	184
M-3522	186
M-3523	186
M-3524	186
M-3525	186
M-3527	186
M-3529	186
M-3530	186
M-3534	190
M-3535	190
M-3536	190
M-3537	190
M-3538	190
M-3539	190
M-3540	190
M-3541	190
M-3544	190
M-3545	190
M-3548	190
M-3549	190
M-3550	190
M-3551	190
M-3552	190
M-3553	190
M-3554	190

Catalog #	Page #
M-3555	190
M-3556	190
M-3557	190
M-3558	190
M-3559	190
M-3560	190
M-3563	191
M-3565	191
M-3566	191
M-3567	191
M-3568	191
M-3569	191
M-3570	191
M-3571	191
M-3572	191
M-3575	191
M-3576	191
M-3579	191
M-3580	191
M-3581	191
M-3582	191
M-3583	191
M-3584	191
M-3585	191
M-3586	191
M-3587	191
M-3588	191
M-3589	191
M-3590	191
M-3595	192
M-3596	192
M-3597	192
M-3598	192
M-3599	192
M-3600	192
M-3601	192
M-3602	192
M-3603	192
M-3606	192
M-3607	192
M-3610	192
M-3611	192
M-3612	192
M-3613	192
M-3614	192
M-3615	192
M-3616	192

Catalog #	Page #
M-3617	192
M-3618	192
M-3619	192
M-3620	192
M-3621	192
M-3624-H	180
M-3625-H	180
M-3628	193
M-3629	193
M-3630	193
M-3631	193
M-3632	193
M-3633	193
M-3634	193
M-3635	193
M-3636	193
M-3637	193
M-3638	193
M-3639	193
M-3640	193
M-3641	193
M-3642	193
M-3643	193
M-3644	193
M-3645	193
M-3646	193
M-3647	193
M-3648	193
M-3649	193
M-3668	202
M-3669	202
M-3703	194
M-3704	194
M-3705	194
M-3706	194
M-3707	194
M-3708	194
M-3709	194
M-3710	194
M-3711	194
M-3712	194
M-3713	194
M-3714	194
M-3715	194
M-3716	194
M-3717	194
M-3718	194

Catalog #	Page #
M-3719	194
M-3720	194
M-3721	194
M-3722	194
M-3723	194
M-3724	194
M-3732	176
M-3740	202
M-3747	185
M-3748	195
M-3804	193
M-3805	193
M-3806	193
M-3807	193
M-3808	193
M-3809	193
M-3810	193
M-3811	193
M-3812	193
M-3813	193
M-3814	193
M-3815	193
M-3816	193
M-3817	193
M-3818	193
M-3819	193
M-3820	193
M-3821	193
M-3822	193
M-3823	193
M-3824	193
M-3825	193
M-3826	193
M-3827	193
M-3828	193
M-3829	193
M-3831	194
M-3832	194
M-3833	194
M-3834	194
M-3835	194
M-3836	194
M-3837	194
M-3838	194
M-3839	194
M-3840	194
M-3841	194

Catalog #	Page #
M-3842	194
M-3843	194
M-3844	194
M-3845	194
M-3846	194
M-3847	194
M-3860	194
M-3849	194
M-3850	194
M-3851	194
M-3852	194
M-3853	198
M-3854	198
M-3855	198
M-3856	198
M-3857	198
M-3858	199
M-3876	202
M-3912	198
M-3913	198
M-3914	198
M-3915	198
M-3916	198
M-3917	198
M-3918	198
M-3919	198
M-3920	198
M-3921	198
M-3922	198
M-3923	198
M-3924	198
M-3925	198
M-3926	198
M-3927	198
M-3928	198
M-3929	198
M-3930	198
M-3931	198
M-3932	198
M-3933	198
M-3934	198
M-3935	198
M-3936	198
M-3937	198
M-3938	198
M-3939	198
M-3940	198
M-3941	198
M-3942	198
M-3943	198
M-3944	198
M-3945	198
M-3946	198
M-3947	198
M-3948	198
M-3949	199
M-3950	199
M-3951	199
M-3952	199
M-3953	199
M-3954	199
M-3955	199
M-3956	199
M-3957	199
M-3958	199
M-3959	199
M-3960	199
M-3961	199
M-3962	199
M-3963	199
M-3964	199
M-3965	199
M-3966	199
M-3967	199
M-3968	199
M-3969	199
M-3970	199
M-3971	199
M-3972	199
M-3973	199
M-3974	199
M-3975	199
M-3976	199
M-3977	199
M-3978	199
M-3979	199
M-3980	199
M-3981	199
M-3982	199
M-3983	199
M-3984	199
M-3985	199
M-3986	199
M-3987	199
M-3988	199
M-3989	199
M-4060	176
M-4066	196
M-4067	196
M-4068	196
M-4069	196
M-4070	196
M-4071	196
M-4072	196
M-4073	196
M-4074	196
M-4075	196
M-4076	196
M-4077	196
M-4078	196
M-4079	196
M-4080	196
M-4081	196
M-4082	196
M-4083	196
M-4084	196
M-4085	198
M-4086	196
M-4087	196
M-4090	196
M-4091	196
M-4092	196
M-4093	196
M-4094	196
M-4095	196
M-4096	196
M-4097	196
M-4098	196
M-4099	196
M-4100	196
M-4101	196
M-4102	196
M-4103	196
M-4104	196
M-4113	202
M-4114	185
M-4123	195
M-4145	176
M-4146	187
M-4147	187
M-4148	187
M-4149	187
M-4152	187
M-4153	187
M-4154	187
M-4155	187
M-4156	187
M-4157	187
M-4158	187
M-4159	187
M-4160	187
M-4161	187
M-4162	187
M-4163	187
M-4164	187
M-4165	187
M-4166	187
M-4167	188
M-4168	188
M-4173	188
M-4174	188
M-4175	188
M-4176	188
M-4177	188
M-4178	188
M-4179	188
M-4180	188
M-4181	188
M-4182	188
M-4183	188
M-4188	187
M-4191	187
M-4192	187
M-4193	187
M-4254	176
M-4257	197
M-4260	176
M-4263	202
M-4266	197
M-4274	189
M-4284	190
M-4285	197
M-4289	176
M-4290	176
M-4291	176
M-4292	176
M-4302	176
M-4303	176

INDEX

Catalog #	Page #
M-4311	176
M-4319	176
M-4325	176
M-4337	176
M-4338	176
M-4344	195
M-4347	176
M-4348	177
M-4350	177
M-4351	178
M-4352	178
M-4381	178
M-4382	197
M-4383	197
M-4392	178
M-4412	178
M-4413	178
M-4414	178
M-4471	197
M-4472	195
M-4486	179
M-4503	179
M-4505	179
M-4509	195
M-4513	179
M-4514	195
M-4515	179
M-4518	179
M-4522-H	180
M-4527	183
M-4529	183
M-4530	183
M-4534	183
M-4536	183
M-4537	184
M-4538	184
M-4551	184
M-4552	184
M-4560	184
M-4585	184
M-4592	184
M-4601	185
M-4602	184
M-4617	184
M-4622	184
M-4638	184
M-4641	184
M-4643	177
M-4644	178
M-4645	179
M-4653	184
M-4670	185
M-4672	185
M-4678	185
M-4679	185
M-4689	173
M-4691	185
M-4701	186
M-4749	176
M-4752	186
M-4757	186
M-4769	186
M-4779	186
M-4780	186
M-4833	186
M-4834	186
M-4835	186
M-4851	200
M-4881	179
M-4882	180
M-4915	190
M-4935	195
M-4966	195
M-4980	176
M-4981	176
M-5000	138
M-5001	36
M-5001-H	36
M-5002	127
M-5005	127
M-5006	127
M-5008	141
M-5009	141
M-5012	127
M-5013	127
M-5014	128
M-5015	128
M-5016	127
M-5017	128
M-5018	128
M-5019	128
M-5020	128
M-5021	34
M-5021-H	34
M-5023	128
M-5029	141
M-5030	141
M-5031	141
M-5032	127
M-5033	128
M-5034	141
M-5035	128
M-5036	128
M-5037	128
M-5040	128
M-5048	128
M-5050	128
M-5054	138
M-5056	128
M-5060	130
M-5061	130
M-5062	130
M-5063	130
M-5064	130
M-5065	54
M-5066	130
M-5069	130
M-5070	130
M-5071	130
M-5072	34
M-5072-H	34
M-5073	130
M-5079	130
M-5081	130
M-5083	130
M-5084	130
M-5085	130
M-5086	130
M-5089	130
M-5090	131
M-5091	131
M-5092	131
M-5093	131
M-5094	131
M-5095	131
M-5097	131
M-5098	131
M-5099	131
M-5100	131
M-5102	131
M-5103	131
M-5104	131
M-5105	131
M-5106	131
M-5107	132
M-5108	132
M-5109	132
M-5110	132
M-5111	132
M-5114	132
M-5115	132
M-5116	132
M-5117	132
M-5118	132
M-5119	132
M-5120	132
M-5121	132
M-5122	132
M-5123	132
M-5124	132
M-5125	132
M-5126	136
M-5127	136
M-5128	136
M-5129	136
M-5131	136
M-5133	136
M-5134	135
M-5135	135
M-5136	135
M-5137	136
M-5138	137
M-5141	136
M-5142	136
M-5143	136
M-5145	137
M-5146	137
M-5147	137
M-5148	137
M-5149	137
M-5150	137
M-5153	140
M-5154	140
M-5156	140
M-5158	140
M-5159	140
M-5160	140
M-5162	139

Catalog #	Page #
M-5163	139
M-5165	139
M-5167	139
M-5168	139
M-5169	139
M-5171	139
M-5172	139
M-5173	139
M-5174	139
M-5175	139
M-5176	139
M-5177	133
M-5180	141
M-5181	141
M-5182	141
M-5184	141
M-5185	141
M-5197	42
M-5197-H	42
M-5198	70
M-5200	141
M-5202	138
M-5203	138
M-5205	138
M-5231	129
M-5232	129
M-5283	128
M-5284	128
M-5286	128
M-5287	128
M-5288	128
M-5290	135
M-5294	47
M-5316	149
M-5321	46
M-5330	48
M-5331	54
M-5332	48
M-5333	48
M-5334	48
M-5335	48
M-5336	48
M-5337	48
M-5338	48
M-5340	39
M-5341	48
M-5342	39
M-5351	48
M-5352	48
M-5359	57
M-5359-H	57
M-5361	57
M-5361-H	57
M-5362	57
M-5362-H	57
M-5363	57
M-5363-H	57
M-5380	47
M-5388	44
M-5388-H	44
M-5389	57
M-5389-H	57
M-5390	47
M-5398-"X"	170
M-5415-S	68, 86 & 104
M-5416	47
M-5419	60
M-5428	48
M-5454	224
M-5469	72
M-5475	34
M-5475-H	34
M-5490	133
M-5495	234
M-5501	148
M-5502-"X"	170
M-5503	148
M-5505	148
M-5507	148
M-5510	148
M-5513	47
M-5514	148
M-5515	47
M-5517	48
M-5518	148
M-5519	148
M-5520	148
M-5521	148
M-5523	148
M-5524	148
M-5525	148
M-5526	148
M-5527	148
M-5529	148
M-5530	148
M-5531	148
M-5532	148
M-5533	148
M-5535	149
M-5536	149
M-5537	149
M-5538	149
M-5540	149
M-5542	149
M-5555	47
M-5556	47
M-5560	48
M-5561	47
M-5567	71
M-5573	48
M-5574	34
M-5574-H	34
M-5593	43
M-5593-H	43
M-5604	48
M-5605	148
M-5618	33 & 229
M-5622	58 & 234
M-5627	39
M-5629	39
M-5630	39
M-5631	39
M-5632	39
M-5634	39
M-5635	39
M-5636	39
M-5637	39
M-5638	39
M-5639	39
M-5640	48
M-5642	39
M-5644	39
M-5645	39
M-5652	39
M-5659	39
M-5660	46
M-5661	148
M-5662	148
M-5663	148
M-5664	148
M-5666	148
M-5667	48
M-5668	39
M-5677	48
M-5684	39
M-5686	39
M-5688	39
M-5698	47
M-5699	47
M-5702	48
M-5709	33
M-5722	47
M-5732	47
M-5734	47
M-5738	47
M-5746	47
M-5767	48
M-5777	47
M-5781	43
M-5781-H	43
M-5786	44
M-5786-H	44
M-5787	45
M-5787-H	45
M-5799	42
M-5799-H	42
M-5803	47
M-5807	47
M-5809	152
M-5809-P.S.	152
M-5815	44
M-5815-H	44
M-5820	47
M-5821	47
M-5830	47
M-5833	47
M-5850	47
M-5857	47
M-5858	42
M-5858-H	42
M-5877	47
M-5878	43
M-5878-H	43
M-5904	47
M-5910	60
M-5915	44
M-5915-H	44
M-5935	47

INDEX

Catalog #	Page #
M-5940	47
M-5943	39
M-5944	71
M-5961	47
M-5963	47
M-5965	39
M-5972	47
M-5977	195
M-5986	148
M-5988	148
M-5992	47
M-6000	148
M-6002	48
M-6003	47
M-6021	33
M-6021-H	33
M-6025	47
M-6048	47
M-6051	48
M-6057	41
M-6060	60
M-6061	60
M-6067	60
M-6072	60
M-6091	100
M-6092	100
M-6093	100
M-6094	100
M-6095	100
M-6096	100
M-6097	100
M-6098	100
M-6099	100
M-6100	100
M-6101	100
M-6102	100
M-6103	100
M-6104	100
M-6105	100
M-6106	100
M-6107	100
M-6108	100
M-6114	53
M-6117	150
M-6118	150
M-6119	150
M-6120	150
M-6121	150
M-6124	223
M-6125	223
M-6164	223
M-6165	47
M-6183	73
M-6184	73
M-6199	58
M-6199-S	58, 86, 104 & 234
M-6201	45
M-6201-H	45
M-6207-S	229
M-6208	48
M-6210-S	229
M-6251	148
M-6252	223
M-6253	224
M-6254	224
M-6255	224
M-6257	224
M-6258	224
M-6300	103
M-6301	103
M-6303	103
M-6305	103
M-6306	103
M-6307	103
M-6309	103
M-6310	103
M-6311	103
M-6312	103
M-6313	103
M-6314	103
M-6315	103
M-6316	103
M-6317	103
M-6318	103
M-6319	103
M-6320	103
M-6321	103
M-6322	103
M-6323	103
M-6324	103
M-6325	103
M-6326	103
M-6327	103
M-6328	103
M-6329	103
M-6330	102
M-6332	102
M-6333	102
M-6335	102
M-6336	102
M-6337	102
M-6338	102
M-6339	102
M-6341	102
M-6342	102
M-6343	102
M-6344	102
M-6366	69
M-6384-"X"	170
M-6385-"X"	170
M-6386-"X"	170
M-6387	170
M-6389	170
M-6390	170
M-6391	170
M-6392	170
M-6395	170
M-6448	42
M-6448-H	42
M-6494	40
M-6552	39
M-6609	223
M-6610	223
M-6630	46
M-6658	71
M-6667-S	234
M-6683	40
M-6694	71
M-6716	40
M-6758	73
M-6766	48
M-6783	223
M-6784	223
M-6785	223
M-6786	223
M-6902	195
M-6906	46
M-6915	40
M-6922	73
M-6922-S	73
M-6963	73
M-6967	70
M-7050	40
M-7075	53
M-7146	53
M-7167	69
M-7192	54
M-7202	234
M-7277	40
M-7304	40
M-7336	151 & 154
M-7337	151
M-7338	151
M-7342	151
M-7343	151
M-7344	151
M-7345	151
M-7346	151
M-7347	151
M-7348	151
M-7349	151
M-7350	151
M-7352	152
M-7352-P.S.	152
M-7354	152
M-7354-P.S.	152
M-7355	152
M-7355-P.S.	152
M-7365	69
M-7379	40
M-7381	58
M-7500	79
M-7501	79
M-7502	79
M-7503	79
M-7504	79
M-7505	79
M-7506	79
M-7507	79
M-7508	79
M-7509	79
M-7510	79
M-7511	79
M-7512	79
M-7513	79
M-7514	79
M-7515	79
M-7520	79

Catalog #	Page #
M-7521	79
M-7522	79
M-7523	79
M-7528	79
M-7529	79
M-7530	79
M-7531	79
M-7588	80
M-7589	80
M-7590	80
M-7591	80
M-7592	80
M-7593	80
M-7594	80
M-7595	80
M-7596	80
M-7597	80
M-7598	80
M-7599	80
M-7600	80
M-7601	80
M-7602	80
M-7603	80
M-7604	80
M-7605	80
M-7606	80
M-7607	80
M-7608	80
M-7609	80
M-7610	80
M-7611	80
M-7612	80
M-7613	80
M-7614	80
M-7615	80
M-7616	80
M-7617	80
M-7618	80
M-7619	80
M-7620	81
M-7621	81
M-7622	81
M-7623	81
M-7624	81
M-7625	81
M-7626	81
M-7627	81
M-7628	81
M-7629	81
M-7630	81
M-7631	81
M-7632	81
M-7633	81
M-7634	81
M-7635	81
M-7636	81
M-7637	81
M-7638	81
M-7639	81
M-7640	81
M-7641	81
M-7642	81
M-7643	81
M-7644	81
M-7645	81
M-7646	81
M-7647	81
M-7648	81
M-7649	81
M-7650	81
M-7651	81
M-7652	81
M-7653	81
M-7654	81
M-7655	81
M-7656	81
M-7657	81
M-7658	81
M-7659	81
M-7708	82
M-7709	82
M-7710	82
M-7711	82
M-7712	82
M-7713	82
M-7714	82
M-7715	82
M-7716	82
M-7717	82
M-7718	82
M-7719	82
M-7720	82
M-7721	82
M-7722	82
M-7723	82
M-7724	82
M-7725	82
M-7726	82
M-7727	82
M-7728	82
M-7729	82
M-7730	82
M-7731	82
M-7732	82
M-7733	82
M-7734	82
M-7735	82
M-7736	82
M-7737	82
M-7738	82
M-7739	82
M-7884	83
M-7885	83
M-7886	83
M-7887	83
M-7888	83
M-7889	83
M-7890	83
M-7891	83
M-7892	83
M-7893	83
M-7894	83
M-7895	83
M-7896	83
M-7897	83
M-7898	83
M-7899	83
M-7900	83
M-7901	83
M-7902	83
M-7903	83
M-7904	83
M-7905	83
M-7906	83
M-7907	83
M-7908	83
M-7909	83
M-7910	83
M-7911	83
M-7912	83
M-7913	83
M-7914	83
M-7915	83
M-7916	83
M-7917	83
M-7918	83
M-7919	83
M-7920	83
M-7921	83
M-7922	83
M-7923	83
M-8011	48
M-8027	48
M-8165	57
M-8165-H	57
M-8177	133
M-8214	48
M-8224-S	158
M-8225-S	158
M-8228-S	158
M-8229	158
M-8229-S	158
M-8232	158
M-8232-S	158
M-8235	158
M-8235-S	158
M-8239	158
M-8242	158
M-8244	158
M-8245	159
M-8246	159
M-8247	159
M-8248	159
M-8249	159
M-8250	159
M-8251	159
M-8252	159
M-8253	159
M-8256	159
M-8260	159
M-8261	158
M-8264	158
M-8265	158
M-8266	158
M-8267	158
M-8268	158
M-8269	158
M-8274	158

INDEX

Catalog #	Page #
M-8275	158
M-8276	158
M-8280	158
M-8281	158
M-8283	158
M-8284	158
M-8285	158
M-8286	158
M-8287	158
M-8288	158
M-8291	158
M-8292	158
M-8293	158
M-8294	48
M-8295	158
M-8297	158
M-8299	158
M-8300	158
M-8301	158
M-8304	158
M-8306	158
M-8307	158
M-8310	158
M-8311	158
M-8313	158
M-8316	158
M-8359	60
M-8379	54
M-8381	54
M-8391	159
M-8391-S	159
M-8393	159
M-8393-S	159
M-8395	159
M-8395-S	159
M-8396	72
M-8397	159
M-8398	159
M-8399	159
M-8410	54
M-8413	54
M-8423	54
M-8428	48
M-8451	48
M-8461	48
M-8472	133
M-8502	223
M-8512	57
M-8512-H	57
M-8550	72
M-8551	72
M-8583	234
M-8591	58
M-8600	164
M-8600-65	163
M-8600-75	163
M-8600-9	163
M-8600-G	163 & 164
M-8600-P	163
M-8601	164
M-8601-65	163
M-8601-75	163
M-8601-G	163 & 164
M-8601-P	163
M-8602	164
M-8602-7	163
M-8602-9	163
M-8602-G	163 & 164
M-8602-P	163
M-8605	164
M-8605-G	164
M-8607	164
M-8607-G	164
M-8608	164
M-8608-G	164
M-8609	164 & 167
M-8609-9	163
M-8609-G	164 & 167
M-8610	164
M-8610-G	164
M-8611	164
M-8611-G	164
M-8612	168
M-8612-13	168
M-8612-9	168
M-8612-G	168
M-8613	168
M-8613-13	168
M-8613-9	168
M-8613-G	168
M-8614	168
M-8614-13	168
M-8614-G	168
M-8615	169
M-8615-G	169
M-8616	169
M-8616-G	169
M-8617	169
M-8617-G	169
M-8618	169
M-8618-G	169
M-8619	169
M-8619-G	169
M-8620	169
M-8620-G	169
M-8621	169
M-8621-G	169
M-8622	169
M-8622-G	169
M-8623	169
M-8623-G	169
M-8624	169
M-8624-G	169
M-8677	173
M-8692	202
M-8718	57, 86 & 104
M-8718	57
M-8718-H	57
M-8718-V(P.S.)	234
M-8726	48
M-8743	223
M-8762	176
M-8782	201
M-8787	201
M-8789	201
M-8790	201
M-8793	201
M-8802	48
M-8813	201
M-8833	56, 86 & 104
M-8848	224
M-8863	223
M-8882	39
M-8929	84
M-8930	84
M-8931	84
M-8932	84
M-8933	84
M-8934	84
M-8935	84
M-8936	84
M-8937	84
M-8938	84
M-8939	84
M-8940	84
M-8941	84
M-8943	84
M-8944	84
M-8945	84
M-8947	84
M-8948	84
M-8949	84
M-8950	84
M-8951	84
M-8952	84
M-8953	84
M-8954	84
M-8955	84
M-8956	84
M-8957	84
M-8958	84
M-8959	84
M-8960	84
M-8961	84
M-8962	84
M-8963	84
M-8964	84
M-8965	84
M-8968	181
M-8969	181
M-8970	181
M-8974	181
M-8975	181
M-8976	181
M-8977	181
M-8979	181
M-8980	181
M-8981	181
M-8982	181
M-8984	181
M-8985	181
M-8986	181
M-8987	181
M-8988	181
M-8989	181
M-8990	181
M-8991	181
M-8992	181

Catalog #	Page #
M-8993	181
M-8994	181
M-8995	181
M-8996	181
M-8997	181
M-8998	181
M-8999	181
M-9000	110
M-9000-H	110
M-9001	110
M-9001-H	110
M-9002	114
M-9002-H	114
M-9004	110
M-9004-H	110
M-9010	110
M-9010-H	110
M-9011	109
M-9011-H	109
M-9018	107
M-9018-H	107
M-9020	108
M-9020-H	108
M-9021	56, 86 & 104
M-9022	108
M-9022-H	108
M-9023	108
M-9023-H	108
M-9024	108
M-9024-H	108
M-9025	108
M-9025-H	108
M-9026	108
M-9026-H	108
M-9027	109
M-9027-H	109
M-9028	109
M-9028-H	109
M-9029	57
M-9029-H	57
M-9030	109
M-9030-H	109
M-9031	109
M-9031-H	109
M-9032	109
M-9032-H	109
M-9033	109
M-9033-H	109
M-9034	109
M-9034-H	109
M-9035	109
M-9035-H	109
M-9036	109
M-9036-H	109
M-9038	109
M-9038-H	109
M-9039	109
M-9039-H	109
M-9040	109
M-9040-H	109
M-9042	109
M-9042-H	109
M-9043	113
M-9047	109
M-9047-H	109
M-9048	113
M-9049	116
M-9050	107
M-9050-H	107
M-9051	107
M-9051-H	107
M-9052	107
M-9052-H	107
M-9053	107
M-9053-H	107
M-9054	107
M-9054-H	107
M-9055	107
M-9055-H	107
M-9060	108
M-9060-H	108
M-9061	108
M-9061-H	108
M-9062	108
M-9062-H	108
M-9063	108
M-9063-H	108
M-9064	108
M-9064-H	108
M-9065	108
M-9065-H	108
M-9066	108
M-9066-H	108
M-9067	109
M-9067-H	109
M-9068	109
M-9068-H	109
M-9069	109
M-9069-H	109
M-9070	109
M-9070-H	109
M-9071	109
M-9071-H	109
M-9073	109
M-9073-H	109
M-9074	109
M-9074-H	109
M-9075	109
M-9075-H	109
M-9076	109
M-9076-H	109
M-9077	109
M-9077-H	109
M-9078	109
M-9078-H	109
M-9082	110
M-9082-H	110
M-9083	110
M-9083-H	110
M-9084	110
M-9084-H	110
M-9085	110
M-9085-H	110
M-9087	110
M-9087-H	110
M-9088	110
M-9088-H	110
M-9090	110
M-9090-H	110
M-9091	111
M-9091-H	111
M-9092	111
M-9092-H	111
M-9093	111
M-9093-H	111
M-9094	111
M-9094-H	111
M-9095	114
M-9095-H	114
M-9096	114
M-9096-H	114
M-9097	114
M-9097-H	114
M-9098	114
M-9098-H	114
M-9099	114
M-9099-H	114
M-9100	114
M-9100-H	114
M-9101	114
M-9101-H	114
M-9102	115
M-9102-H	115
M-9103	115
M-9103-H	115
M-9104	115
M-9104-H	115
M-9105	115
M-9105-H	115
M-9106	115
M-9106-H	115
M-9107	115
M-9107-H	115
M-9108	115
M-9108-H	115
M-9109	115
M-9109-H	115
M-9110	115
M-9110-H	115
M-9111	115
M-9111-H	115
M-9112	119
M-9112-H	119
M-9113	119
M-9113-H	119
M-9114	119
M-9114-H	119
M-9115	119
M-9115-H	119
M-9116	119
M-9116-H	119
M-9117	119
M-9117-H	119
M-9118	122
M-9118-H	122
M-9119	122
M-9119-H	122
M-9121	123

INDEX

Catalog #	Page #
M-9126	123
M-9127	123
M-9129	123
M-9131	123
M-9133	113
M-9134	113
M-9135	113
M-9136	112
M-9136-H	112
M-9138	112
M-9138-H	112
M-9140	118
M-9140-H	118
M-9141	118
M-9141-H	118
M-9142	116
M-9143	116
M-9144	117
M-9144-H	117
M-9147	109
M-9147-H	109
M-9148	109
M-9148-H	109
M-9149	109
M-9149-H	109
M-9150	110
M-9150-H	110
M-9154	110
M-9154-H	110
M-9155	110
M-9155-H	110
M-9156	110
M-9156-H	110
M-9157	110
M-9157-H	110
M-9159	111
M-9159-H	111
M-9163	111
M-9163-H	111
M-9164	114
M-9164-H	114
M-9165	114
M-9165-H	114
M-9166	114
M-9166-H	114
M-9167	114
M-9167-H	114
M-9168	114
M-9168-H	114
M-9169	115
M-9169-H	115
M-9170	115
M-9170-H	115
M-9171	115
M-9171-H	115
M-9172	115
M-9172-H	115
M-9173	119
M-9173-H	119
M-9174	119
M-9174-H	119
M-9175	119
M-9175-H	119
M-9176	122
M-9176-H	122
M-9177	122
M-9177-H	122
M-9178-H	122
M-9181	123
M-9182	123
M-9185	123
M-9186	113
M-9191	117
M-9191-H	117
M-9192	117
M-9192-H	117
M-9193	117
M-9193-H	117
M-9195	107
M-9195-H	107
M-9196	107
M-9196-H	107
M-9197	108
M-9197-H	108
M-9198	108
M-9198-H	108
M-9201	108
M-9201-H	108
M-9202	108
M-9202-H	108
M-9203	109
M-9203-H	109
M-9204	109
M-9204-H	109
M-9207	110
M-9207-H	110
M-9208	110
M-9208-H	110
M-9209	110
M-9209-H	110
M-9210	110
M-9210-H	110
M-9211	110
M-9211-H	110
M-9212	110
M-9212-H	110
M-9213	108
M-9213-H	108
M-9216	110
M-9216-H	110
M-9217	110
M-9217-H	110
M-9218	110
M-9218-H	110
M-9219	110
M-9219-H	110
M-9220	110
M-9220-H	110
M-9221	110
M-9221-H	110
M-9222	110
M-9222-H	110
M-9223	110
M-9223-H	110
M-9224	110
M-9224-H	110
M-9226	116
M-9228	123
M-9233	56, 86 & 104
M-9233-S	56, 86 & 104
M-9241	110
M-9241-H	110
M-9243	111
M-9243-H	111
M-9244	111
M-9244-H	111
M-9245	113
M-9247	111
M-9247-H	111
M-9248	111
M-9248-H	111
M-9249	111
M-9249-H	111
M-9250	111
M-9250-H	111
M-9251	111
M-9251-H	111
M-9252	111
M-9252-H	111
M-9253	60
M-9256	111
M-9256-H	111
M-9257	111
M-9257-H	111
M-9258	111
M-9258-H	111
M-9263	123
M-9266	120
M-9268	116
M-9270	117
M-9271	116
M-9272	122
M-9272-H	122
M-9274	111
M-9274-H	111
M-9276	116
M-9278	116
M-9279	111
M-9279-H	111
M-9281	111
M-9281-H	111
M-9284	111
M-9284-H	111
M-9285	201
M-9287	115
M-9287-H	115
M-9288	201
M-9289	109
M-9289-H	109
M-9290	108
M-9290-H	108
M-9291	115
M-9291-H	115
M-9292	111
M-9292-H	111
M-9293	111
M-9293-H	111
M-9294	114

Catalog #	Page #
M-9294-H	114
M-9297	115
M-9297-H	115
M-9298	119
M-9300	111
M-9300-H	111
M-9301	111
M-9301-H	111
M-9302	111
M-9302-H	111
M-9303	111
M-9303-H	111
M-9306	111
M-9306-H	111
M-9307	111
M-9307-H	111
M-9308	111
M-9308-H	111
M-9310	111
M-9310-H	111
M-9311	200
M-9313	111
M-9313-H	111
M-9314	111
M-9314-H	111
M-9319	114
M-9319-H	114
M-9320	115
M-9320-H	115
M-9321	108
M-9321-H	108
M-9326	117
M-9328	116
M-9329	114
M-9329-H	114
M-9331	110
M-9331-H	110
M-9335	116
M-9336	116
M-9341	117
M-9343	108
M-9343-H	108
M-9344	111
M-9344-H	111
M-9345	111
M-9345-H	111
M-9348	111
M-9348-H	111
M-9349	116
M-9350	111
M-9350-H	111
M-9358	111
M-9358-H	111
M-9361	121
M-9361-H	121
M-9362	108
M-9362-H	108
M-9365	123
M-9366	123
M-9367	123
M-9368	123
M-9369	123
M-9370	123
M-9371	123
M-9372	123
M-9373	123
M-9375	121
M-9375-H	121
M-9379	112
M-9379-H	112
M-9380	115
M-9380-H	115
M-9381	114
M-9381-H	114
M-9382	108
M-9382-H	108
M-9384	107
M-9386	195
M-9387	116
M-9389	111
M-9389-H	111
M-9390	114
M-9390-H	114
M-9392	107
M-9393	109
M-9393-H	109
M-9394	113
M-9395	113
M-9397	121
M-9397-H	121
M-9398	121
M-9398-H	121
M-9399	120
M-9407	107
M-9408	112
M-9408-H	112
M-9409	110
M-9409-H	110
M-9410	123
M-9412	121
M-9412-H	121
M-9413	121
M-9413-H	121
M-9417	112
M-9417-H	112
M-9421	111
M-9421-H	111
M-9423	107
M-9425	107
M-9427	110
M-9427-H	110
M-9428	114
M-9428-H	114
M-9429	107
M-9430	112
M-9430-H	112
M-9431	112
M-9431-H	112
M-9432	112
M-9432-H	112
M-9433	112
M-9433-H	112
M-9436	114
M-9436-H	114
M-9437	112
M-9437-H	112
M-9439	116
M-9440	116
M-9442	109
M-9442-H	109
M-9443	113
M-9444	113
M-9445	123
M-9446	123
M-9447	107
M-9448	107
M-9449	107
M-9450	107
M-9451	107
M-9452	107
M-9453	107
M-9454	107
M-9455	107
M-9456	107
M-9457	107
M-9458	107
M-9459	107
M-9460	107
M-9461	107
M-9462	107
M-9463	107
M-9464	112
M-9464-H	112
M-9465	112
M-9465-H	112
M-9466	112
M-9466-H	112
M-9467	112
M-9467-H	112
M-9468	112
M-9468-H	112
M-9469	112
M-9469-H	112
M-9470	112
M-9470-H	112
M-9471	112
M-9471-H	112
M-9472	112
M-9472-H	112
M-9473	112
M-9473-H	112
M-9474	112
M-9474-H	112
M-9475	112
M-9475-H	112
M-9476	112
M-9476-H	112
M-9477	112
M-9477-H	112
M-9478	112
M-9478-H	112
M-9479	112
M-9479-H	112
M-9480	112
M-9480-H	112
M-9481	112
M-9481-H	112
M-9482	112

INDEX

Catalog #	Page #
M-9482-H	112
M-9483	112
M-9483-H	112
M-9484	112
M-9484-H	112
M-9485	112
M-9485-H	112
M-9486	112
M-9486-H	112
M-9487	112
M-9487-H	112
M-9488	112
M-9488-H	112
M-9489	112
M-9489-H	112
M-9490	112
M-9490-H	112
M-9491	112
M-9491-H	112
M-9492	112
M-9492-H	112
M-9493	112
M-9493-H	112
M-9494	113
M-9495	113
M-9496	113
M-9497	113
M-9498	113
M-9499	113
M-9500	113
M-9501	113
M-9502	113
M-9503	113
M-9504	113
M-9505	113
M-9506	113
M-9507	113
M-9508	113
M-9509	113
M-9510	113
M-9511	113
M-9512	113
M-9513	113
M-9514	113
M-9515	113
M-9516	113
M-9517	113
M-9518	113
M-9519	113
M-9520	113
M-9521	113
M-9522	114
M-9522-H	114
M-9523	114
M-9523-H	114
M-9524	114
M-9524-H	114
M-9525	114
M-9525-H	114
M-9526	114
M-9526-H	114
M-9530	114
M-9530-H	114
M-9533	114
M-9533-H	114
M-9534	114
M-9534-H	114
M-9535	114
M-9535-H	114
M-9536	114
M-9536-H	114
M-9537	114
M-9537-H	114
M-9538	114
M-9538-H	114
M-9539	114
M-9539-H	114
M-9540	114
M-9540-H	114
M-9543	115
M-9543-H	115
M-9544	115
M-9544-H	115
M-9545	115
M-9545-H	115
M-9546	115
M-9546-H	115
M-9550	115
M-9550-H	115
M-9552	115
M-9552-H	115
M-9554	115
M-9554-H	115
M-9555	115
M-9555-H	115
M-9556	115
M-9556-H	115
M-9557	115
M-9557-H	115
M-9558	115
M-9558-H	115
M-9559	115
M-9559-H	115
M-9560	115
M-9560-H	115
M-9561	115
M-9561-H	115
M-9563	116
M-9564	116
M-9565	116
M-9566	116
M-9567	116
M-9568	116
M-9569	116
M-9570	116
M-9571	116
M-9572	116
M-9573	116
M-9574	116
M-9575	116
M-9576	116
M-9577	116
M-9578	116
M-9579	116
M-9580	116
M-9581	116
M-9582	117
M-9582-H	117
M-9583	117
M-9583-H	117
M-9584	117
M-9584-H	117
M-9585	117
M-9585-H	117
M-9586	118
M-9586-H	118
M-9587	118
M-9587-H	118
M-9588	118
M-9588-H	118
M-9589	118
M-9589-H	118
M-9590	118
M-9590-H	118
M-9591	118
M-9591-H	118
M-9592	118
M-9592-H	118
M-9594	122
M-9594-H	122
M-9595-H	122
M-9596-H	122
M-9597	120
M-9598	120
M-9599	120
M-9600	120
M-9601	121
M-9601-H	121
M-9602	121
M-9602-H	121
M-9603	121
M-9603-H	121
M-9604	121
M-9604-H	121
M-9605	121
M-9605-H	121
M-9607	123
M-9609	123
M-9613	123
M-9617	123
M-9620	123
M-9625	123
M-9629	118
M-9629-H	118
M-9630	118
M-9630-H	118
M-9631	118
M-9631-H	118
M-9632	118
M-9632-H	118
M-9633	118
M-9633-H	118
M-9634	118
M-9634-H	118
M-9635	118
M-9635-H	118
M-9636	118

Catalog #	Page #
M-9636-H	118
M-9637	118
M-9637-H	118
M-9638	122
M-9639	122
M-9640	122
M-9641	122
M-9642	122
M-9643	122
M-9644	121
M-9644-H	121
M-9645	121
M-9645-H	121
M-9646	121
M-9646-H	121
M-9647	121
M-9647-H	121
M-9648	121
M-9648-H	121
M-9649	121
M-9649-H	121
M-9650	120
M-9651	120
M-9652	120
M-9653	120
M-9654	120
M-9655	120
M-9656	117
M-9656-H	117
M-9661	117
M-9668	117
M-9675	117
M-9676	117
M-9677	117
M-9678	119
M-9679	119
M-9680	119
M-9681	119
M-9682	119
M-9683	119
M-9684	119
M-9685	119
M-9686	119
M-9687	119
M-9688	119
M-9689	119
M-9691	119
M-9692	119
M-9693	119
M-9694	119
M-9695	119
M-9696	119
M-9697	119
M-9698	117
M-9698-H	117
M-9699	115
M-9699-H	115
M-9700	107
M-9701	123
M-9702	113
M-9747	200
M-9767	195
M-9781	200
M-9790	223
M-9796	195
M-9797	195
M-9798	195
M-9800	195
M-9801	195
M-9802	195
M-9803	195
M-9804	195
M-9805	195
M-9807	195
M-9811	195
M-9823	185
M-9878	189
M-9892	201
M-9937	73
M-9976	195
M-9993	176
M-9998	201
M-10024	187
M-10038	173
M-10040	173
M-10237	173
M-10238	173
M-10239	173
M-10264	183
M-10365	58
M-10500	40
M-10501	40
M-10502	40
M-10503	40
M-10504	40
M-10505	40
M-10506	40
M-10507	40
M-10508	40
M-10509	40
M-10510	40
M-10511	40
M-10512	40
M-10513	40
M-10514	40
M-10515	40
M-10516	40
M-10517	40
M-10518	40
M-10519	40
M-10520	40
M-10521	58
M-10523	58
M-10524	58
M-10528	58
M-10528-S	58
M-10529	58
M-10529-S	58
M-10530	58
M-10530-S	58
M-10531	58
M-10532	58
M-10533	58
M-10534	58
M-10535	58
M-10536	58
M-10537	58
M-10538	58
M-10539	58
M-10540	58
M-10541	58
M-10542	58
M-10543	73
M-10544	73
M-10545	73
M-10546	73
M-10547	73
M-10548	73
M-10549	73
M-10550	73
M-10551	73
M-10552	73
M-10553	73
M-10554	73
M-10555	73
M-10556	73
M-10557	73
M-10558	73
M-10559	73
M-10570	133
M-10571	133
M-10572	133
M-10573	133
M-10574	133
M-10575	133
M-10576	133
M-10577	133
M-10578	133
M-10579	133
M-10580	133
M-10581	133
M-10582	133
M-10583	133
M-10584	133
M-10585	133
M-10586	133
M-10587	133
M-10588	133
M-10589	133
M-10590	133
M-10591	133
M-10592	133
M-10593	133
M-10594	133
M-10595	133
M-10596	133
M-10597	133
M-10598	133
M-10599	133
M-10600	133
M-10601	133
M-10602	133
M-10603	133
M-10604	133
M-10605	133
M-10606	133
M-10607	133
M-10608	133

INDEX

Catalog #	Page #
M-10609	133
M-10610	133
M-10611	133
M-10612	133
M-10613	134
M-10614	134
M-10615	134
M-10616	134
M-10617	134
M-10618	134
M-10619	134
M-10620	134
M-10621	134
M-10622	134
M-10623	134
M-10624	134
M-10625	134
M-10626	134
M-10627	134
M-10628	134
M-10629	134
M-10630	134
M-10631	134
M-10632	134
M-10633	134
M-10634	134
M-10635	134
M-10636	134
M-10637	134
M-10638	134
M-10639	134
M-10640	134
M-10641	134
M-10642	134
M-10643	134
M-10644	134
M-10645	134
M-10646	134
M-10647	134
M-10648	134
M-10649	134
M-10650	134
M-10651	134
M-10652	134
M-10653	134
M-10654	134
M-10655	134

Catalog #	Page #
M-10656	134
M-10657	134
M-10658	134
M-10659	134
M-10660	134
M-10661	137
M-10662	137
M-10663	137
M-10664	137
M-10665	137
M-10666	137
M-10667	137
M-10668	137
M-10669	137
M-10670	137
M-10671	137
M-10672	137
M-10673	138
M-10674	142
M-10675	142
M-10676	142
M-10677	142
M-10678	142
M-10679	142
M-10680	142
M-10681	142
M-10682	142
M-10683	142
M-10684	142
M-10685	142
M-10686	142
M-10687	142
M-10688	142
M-10689	142
M-10690	142
M-10691	142
M-10692	142
M-10693	142
M-10694	142
M-10695	142
M-10696	142
M-10697	142
M-10698	173
M-10699	173
M-10700	173
M-10701	173
M-10702	173

Catalog #	Page #
M-10703	173
M-10704	173
M-10705	173
M-10706	173
M-10707	173
M-10708	173
M-10709	173
M-10710	173
M-10711	173
M-10712	173
M-10721	189
M-10722	189
M-10723	189
M-10724	189
M-10725	189
M-10726	189
M-10727	189
M-10728	189
M-10729	189
M-10730	189
M-10731	189
M-10732	189
M-10733	189
M-10734	189
M-10735	190
M-10736	190
M-10737	190
M-10738	190
M-10739	190
M-10740	190
M-10741	190
M-10742	197
M-10743	197
M-10744	197
M-10745	197
M-10746	201
M-10747	201
M-10748	201
M-10749	201
M-10750	201
M-10751	201
M-10752	201
M-10753	201
M-10766	202
M-10767	202
M-10768	202
M-10769	202

Catalog #	Page #
M-10770	202
M-10771	202
M-10772	202
M-10773	202
M-10774	202
M-10775	202
M-10776	202
M-10777	202
M-10778	200
M-10779	200
M-10780	174
M-10781	174
M-10782	175
M-10783	176
M-10784	177
M-10785	177
M-10786	178
M-10787	178
M-10788	179
M-10789	179
M-10790	180
M-10791	180
M-10792	183
M-10793	184
M-10794	184
M-10795	185
M-10796	185
M-10797	185
M-10798	185
M-10799	185
M-10800	185
M-10801	185
M-10802	186
M-10803	186
M-10804	186
M-10805	187
M-10806	188
M-10807	188
M-10808	188
M-10809	188
M-10810	188
M-10811	188
M-10812	190
M-10813	190
M-10814	191
M-10815	191
M-10816	192

Catalog #	Page #
M-10817	192
M-10818	200
M-10819	200
M-10820	200
M-10821	200
M-10822	200
M-10823	201
M-10824	201
M-10825	201
M-10826	201
M-10827	201
M-10828	201
M-10829	201
M-10830	201
M-10831	195
M-10832	195
M-10833	195
M-10834	195
M-10835	195
M-10836	195
M-10837	195
M-10838	195
M-10839	195
M-10840	195
M-10841	195
M-10842	195
M-10843	195
M-10844	195
M-10845	195
M-10846	195
M-10847	195
M-10848	195
M-10849	195
M-10850	195
M-10851	195
M-10852	195
M-10853	195
M-10854	195
M-10855	195
M-10856	175
TCB14212P	220
TCB14212PK	220
TCB14412J	220
TCB14412JK	220
TCB14412M	220
TCB14412MK	220
TCB14420J	220

Catalog #	Page #
TCB14420JK	220
TCB14420M	220
TCB14420MK	220
TCB14424J	220
TCB14424JK	220
TCB14424M	220
TCB14424MK	220
TW15CPEZ	89
TW15EZ	89
TW25CIEZ	89
TW25CPEZ	89
TW25EZ	89
TW25REZ	89
TW32CIEZ	89
TW32CPEZ	89
TW32EZ	89
TW32REZ	89
TW45CIEZ	89
TW45CPEZ	89
TW45EZ	89
TW45REZ	89
TW65CIEZ	89
TW65CPEZ	89
TW65EZ	89
TW65REZ	89
TW90CIEZ	89
TW90EZ	89
TW90REZ	89
TW115CIEZ	89
TW115EZ	89
TW115REZ	89
TW150EZ	89
TW150REZ	89
TW200EZ	89
TW200REZ	89
TW250EZ	89
TW250REZ	89
TW500EZ	89
TW500REZ	89

Catalog #	Page #

Catalog #	Page #

EZ LITE® MOLDS

thermOweld® provides high quality products to the Electric, Utility, Telecom, Cathodic, and Rail Markets.

The thermOweld® process is a simple way of welding copper to copper and copper to steel. The reaction takes place in a semi-permanent graphite mold and uses high temperature reactions of copper oxide and aluminum.

The thermOweld® connections are solid molecular bonds; they will not loosen or corrode throughout the life of the weld.

"If you need it, we can make it"

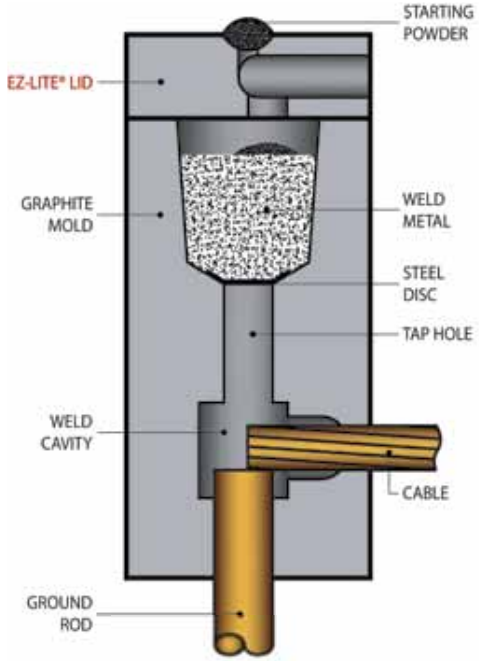

Features

- All thermOweld® molds come with our patented EZ Lite® lid.
- Added Safety - EZ Lite® Lid redirects exhaust away from the user.
- The average life of a mold is 50 plus welds - depending on the care and treatment it receives.
- EZ to ignite with the top ignition hole.
- EZ Lite® Lid extends the life of handles and framework of mold.
- Reduces emission by more than 50% compared to the standard lid.

Patent # 6,776,386

NOTES

thermOweld®

Quality Products

Superior Service

Technical Expertise

Great People

99-5056-00 03/13

WORLD MASTER CATALOG

thermOweld®

The Contractors Choice

Continental Industries
A Division of BURNDY LLC
1140 NORTH 129TH EAST AVE.
TULSA , OKLAHOMA 74116
PHONE: +1 (918) 627-5210
PHONE: 800-558-1373
WWW.THERMOWELD.COM

HUBBELL®

GROUNDING | LIGHTNING PROTECTION | CATHODIC PROTECTION | ENERGY | RAIL