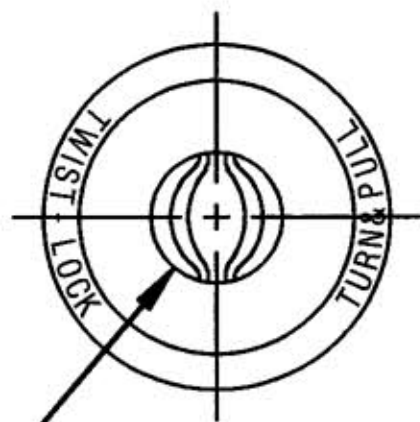
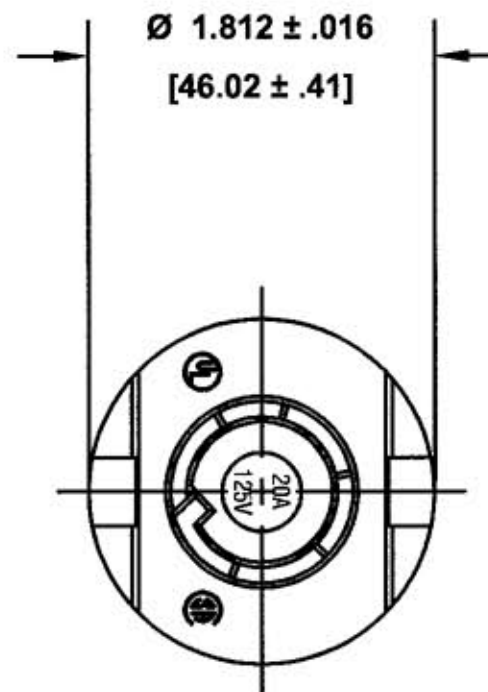
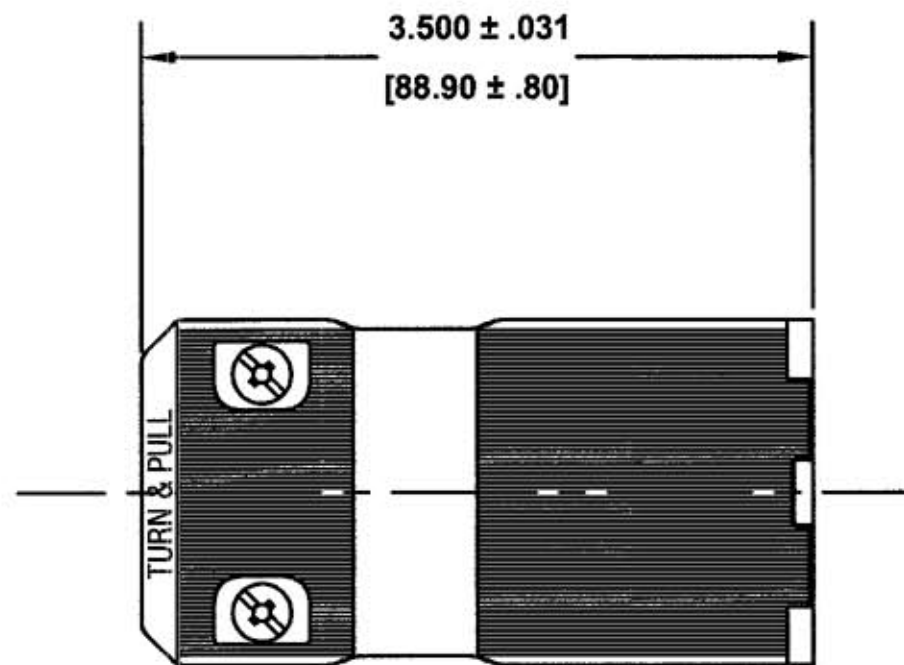


M-6188

5



CORD CLAMP TAKES CORDS FROM Ø.460 [11.68] TO Ø.720 [18.29]



CAT. NO.	HOUSING COLOR	CONFIGURATION	RATING
HBL2313VBK	BLACK	NEMA L5-20R	20A 125V
HBL2313VY	YELLOW		
HBL2323VBK	BLACK	NEMA L6-20R	20A 250V
HBL2323VY	YELLOW		
HBL2333VBK	BLACK	NEMA L7-20R	20A 277V.A.C.

NOTES: (UNLESS OTHERWISE SPECIFIED):

1) DIMENSIONS ARE: INCHES [MM]

LIST OF PARTS

DESCRIPTION	MATERIAL	FINISH
HOUSING	NYLON	
CONTACT SPRING	BRASS	
WIRE CLAMP NUT	C.R. STEEL	NICKEL
BINDING SCREW	STEEL	COPPER
WHITE BIND. SCREW	STEEL	NICKEL
GREEN BIND. SCREW	STEEL	GREEN
CORD CLAMP SCREW	STEEL	ZINC

SUPERSEDES DRAWING DATED 3/11/80

SYM	REVISIONS	APP	DATE
5	ADDED NOTE 1 AND REMOVED CAT. NO. 2333VY FROM TABLE PER DCN #13355. JMN	DJP	11/20/06
4	REDRAWN ON CAD WITH CHANGES. Ø1.812±.016[46.02±.41] WAS Ø1.781 ± .015 [45.24]. ADDED METRIC EQUIVALENTS TO Ø.460 & Ø.720 AND ±.80 TO [88.90]. ADDED "SEE TABLE" TO "DIMENSION SHEET FOR CAT. NO." AREA OF DWG. FORMAT. PER DCN #12789. JMN	PJB	12/22/05

THE DESIGN AND DIMENSIONS OF THE PRODUCT SHOWN ON THIS DRAWING ARE SUBJECT TO CHANGE WITHOUT NOTICE

TITLE 20A 2-POLE 3 WIRE GROUNDING TWIST-LOCK VALISE CONNECTOR

TOLERANCES UNLESS OTHERWISE SPECIFIED	WIRING DEVICE-KELLEMS HUBBELL INCORPORATED BRIDGEPORT, CT			
FRACTIONS ± 1/64	DR. BY P.M.	APP. BY PJB		
DECIMALS ± .005	TR. BY JMN	SCALE FULL		
ANGLES ± 2°	CHK'D BY TCM	DATE 12/21/05		

DIMENSION SHEET FOR CAT. NO. SEE TABLE

REPAIRABLE NON-REPAIRABLE

B

M-6188

5