



E.B. Horsman & Son

The Electrical Distributor of Choice!

*proud distributor
of*

Thomas & Betts

Visit our

You Tube Channel

www.youtube.com/user/ebhorsman

Shop Online



ebhorsman.com



Table of Contents

Overview	C2-C3
Ty-Rap® Cable Ties	
Cable Ties	C4-C7
Identification Cable Ties	C8-C9
Speciality Cable Ties	C10
Stripped-Coloured Cable Ties	C11-C12
Cable Ties Dispenser	C13
Cable Ties for Special Environments	C14-C17
Ty-Rap® Stainless Steel Cable Ties and Accessories	C18-C28
SS - Two-Piece Solid	C19
TYS - Multi-Lok™ Self-Locking	C20
SSR - Reusable	C21
SSH - Heavy Duty Clamp	C22
Specifications	C23-C24
Tools and Accessories	C25
S.S. Tape Embossing System	C26
LS - Heavy-Duty Ball-Lock Mechanism	C27
DELTEC™ Cable Support System	C28-31
Ty-Rap® Hook and Loop Fasteners	C32
Material Selection Ordering Guide	C33-C36
Physical Properties of Cable Tie Materials	C33
Chemical Resistance Chart	C34-C36
Catamount® Cable Ties	C37-C44
T&B® Cable Ties	C45-C49
Cable Ties	C45-C46
Double Loop Cable Ties	C47
Low-Profile Cable Ties	C48
Ski-Badge Holder Cable Ties	C49
Ty-Rap® Cable Tie Mounting Bases	C50-C57
Ty-Rap® Cable Clamps and Clips	C58-C63
Ty-Rap® Harnessing Accessories	C64
Ty-Rap® Mounting Bases for Heavy-Duty Applications	C65-C66
Ty-Rap® Wire Protection Products	
Split Loom	C67-C70
Braided Sleeving	C71-C73
Ty-Rap® Cable Tie Installation Tools	C74-C77



Overview

Trust Ty-Rap® to securely fasten your cables!

Installers Know and Trust Ty-Rap® High-Performance Fastening Products from Thomas & Betts

Wire bundling is an integral part of modern electrical and electronic installations. To finish your harnessing and bundling project as reliably and economically as possible, choose genuine Ty-Rap® cable ties. These fastening systems include a full range of cable ties, identification ties, clamps, bases, harnessing aids and installing tools. Using Ty-Rap® fastening systems for all wiring jobs, large and small, will speed and improve the reliability of harnessing and wire bundling while saving you money.

Point-to-point and Long Distance Wiring

- Bundling & fastening cables between equipment
- Panel & Machine Tool Builders
- Industrial & Commercial Applications, Refineries, Office Buildings


Installers prefer the ease of use and exceptional durability of genuine Ty-Rap® cable ties. Engineered for labor savings and high performance, Ty-Rap® cable ties are commonly used in a variety of applications. Standoffs, bulkhead mounting bases, adhesive mounting bases and a wide variety of clamping devices will meet or exceed any requirements. Weatherable and special material Ty-Rap® cable ties are exceptionally suited for years of service in extreme environments.

Other Applications

- HVAC
- Recreational
- Telecom & Utility
- Packaging



Ty-Rap® cable ties are remarkably well suited for a variety of other non-electrical applications. Ty-Rap® cable ties exceed UL requirements for smoke developed and heat release for use in air handling spaces.

Ty-Rap® cable ties meet international standards such as CSA and CE as well as UL, , Belcor, ADC and military specifications in North America. T&B® also offers a complete stainless steel Deltec™ cable fastening system for demanding and weather-resistant applications. Choose genuine Ty-Rap® cable ties for the rugged "Grip of Steel™". Look for the oval head.

Harnessing

- Harness Board pre-wiring prior to installation
- Large OEMs-Automotive, Aerospace, Computers, Electronics, Copiers, Appliances and other Durable Goods



T&B® fastening systems for large volume cable tying combine high-speed ergonomically designed automatic and semi-automatic tools, along with a wide selection of ties and harnessing aids to meet your application requirements. Accessories include various harnessing aids, retainers, supports, posts, pins and guides that allow the wire to be quickly routed with or without the use of nails.

Cable Fastening Accessories

Choose from one of the largest assortments of mounting bases, clips and clamps, spacers, lashing straps, harness board accessories, braided wire sleeve, and accessories for heavy-duty lashing. Use Thomas & Betts cable fastening accessories for the finishing touch on your next wiring project.

Tools

Ty-Rap® installing tools finish the installation of the cable tie. Ties are cinched to the proper tension and the excess tail is cut off precisely flush with the head, leaving no sharp corners or ragged edges. Ty-Rap® installing tools have narrow noses and slim profiles for work in tight spaces or between harness board nails. The operation is quick, reliable and cost effective.

Overview


Why Choose Genuine Ty-Rap® Cable Ties?

Rounded, Low Profile Head gives a professional, quality look to wire bundling projects. The classic-shaped head is designed to prevent snags on uneven surfaces and more easily pull through bulkheads. There are no sharp edges, so these ties are also easier on the installer's hands.



The **Turned-up Tail** orients the tie for easy assembly, making the ties easier to pick up on a flat surface.

No-Slip Tail provides easy grip during tensioning. Ty-Rap® cable ties feature a unique friction surface design that's appreciated by more tradespeople.



For a whole bundle of reasons, trust only Genuine **Ty-Rap® Cable Ties** by Thomas & Betts in your next wiring installation.


When you choose a cable tie from T&B®, you can count on quality, performance and innovation to make your work easier. Depending on your application, choose genuine Ty-Rap® Cable Ties, along with our wide assortment of quality accessories and installing tools to make installation hassle-free.

"The Grip of Steel"™ Non-Magnetic Stainless Steel Locking Barb insures both maximum strength and the right tightness every time. Because there are no notches, Ty-Rap® Cable Ties provide an infinite number of locking positions while fastening the tie at the precise bundle diameter.

Versatile Nylon 6/6 Material provides high strength, a wide temperature range and prevents toxic or irritating emissions. Ty-Rap® Cable Ties are also available in weather-resistant versions, heat-stabilized, flame-retardant, Polypropylene, Nylon12, Fluoropolymer, Halar, and Stainless Steel materials for a variety of extreme environments.

Smooth, Notchless Body reduces stress concentration points under tension, making the tie stronger and thinner than notched body ties.

Ribbed and Stippled Body "grips" the bundle and prevents slippage. Rounded edges protect insulation, preventing sharp edges from damaging cables.



Cable Ties



TY523M
Tie body width 0.091 in.



TY524
Tie body width 0.140 in.



TY525M
Tie body width 0.184 in.



TY5272M
Actual size body width 0.270 in.



Std. Cat. No.	Bulk Cat. No.	Body Width (in./mm)	Length (in./mm)	Max. Wire Bundle Dia. (in./mm)	Military Standard Part No.	Tensile Strength (lb./N)	Std. Pkg.	Bulk Pkg.
Ty-Rap® Standard Nylon 6/6 Cable Ties								
TY523M	TY23M	0.09/2.29	3.62/91.95	0.63/16.00	MS3367-4	18/80.07	100	1,000
TY52315M	TYB2315M		7.00/177.80	1.50/38.10	—			
TY5232M	TY232M		8.00/203.20	2.00/50.80	—			
TY5234M	TY234M		14.00/355.60	4.00/101.60	—			
TY524M	TY24M	0.14/3.56	5.50/139.70	1.13/28.70	MS3367-5	40/177.90		
TY5242M	TY242M		8.19/208.03	2.00/50.80	—			
TY526M	TY26M		11.10/281.94	3.00/76.20	—	30/133.40		
TY5244M	TY244M		14.50/368.30	4.00/101.60	—			
TY525M	TY25M	0.19/4.83	7.31/185.67	1.75/44.45	MS3367-1	50/222.40		
TY5253M	TY253M		11.60/294.64	3.00/76.20	MS3367-7			
TY528M	TY28M		14.20/360.68	4.00/101.60	MS3367-2			
TY5272M*	TY272M*	0.27/6.86	8.75/222.25	2.00/50.80	—	120/533.80	50	500
TY527M*	TY27M		13.40/340.36	3.50/88.90	MS3367-3			
TY5275M	TY275M		18.00/457.20	5.00/127.00	—			
TY5277M	TY277M		24.30/617.22	7.00/177.80	—			
TY529M	TY29M		30.00/762.00	9.00/228.60	MS3367-6			
TY53510M**	—	0.32/8.13	35.00/889.00	10.00/254.00	—	175/778.40	—	
TY54513M**	—		45.00/1143.00	13.00/330.20	—			

Cable ties made from natural nylon 6/6 are excellent performers in most applications. Nylon 6/6 is recommended for use in temperatures ranging from 185°F to -40°F (85°C to -40°C).

CSA Certified. Natural 6/6 Nylon Cable Ties are suitable for use in air handling spaces in accordance with rules 12-010 (3), (4) and (5), and 12-020 of the CEC.

* Not CSA Certified.

** cUL_{us}

Cable Ties



TY523MX
Tie body width 0.091 in.



TY524MX
Tie body width 0.140 in.



TY525MX
Tie body width 0.184 in.



TY5272MX
Actual size body width 0.270 in.

The MX Series cable ties are recommended for outdoor use.



ULTRAVIOLET
RESISTANT



Std. Cat. No.	Bulk Cat. No.	Body Width (in./mm)	Length (in./mm)	Max. Wire Bundle Dia. (in./mm)	Military Standard Part No.	Tensile Strength (lb./N)	Std. Pkg.	Bulk Pkg.
Ty-Rap® Nylon 6/6 – Weather-Resistant								
TY523MX	TY23MX	0.09/2.29	3.62/91.95	0.63/16.00	MS3367-4	18/80.07	100	1,000
TY52315MX	TYB2315MX		7.00/177.80	1.50/38.10	–			
TY5232MX	TY232MX		8.00/203.20	2.00/50.80	–			
TY5234MX	TY234MX		14.00/355.60	4.00/101.60	–			
TY524MX	TY24MX	0.14/3.56	5.50/139.70	1.13/28.70	MS3367-5	40/177.90		
TY5242MX	TY242MX		8.19/208.03	2.00/50.80	–			
TY526MX	TY26MX		11.10/281.94	3.00/76.20	–	30/133.40		
TY5244MX	TY244MX		14.50/368.30	4.00/101.60	–			
TY525MX	TY25MX	0.19/4.83	7.31/185.67	1.75/44.45	MS3367-1	50/222.40		
TY5253MX	TY253MX		11.60/294.64	3.00/76.20	MS3367-7			
TY528MX	TY28MX		14.20/360.68	4.00/101.60	MS3367-2			
TY5272MX[†]	TY272MX[†]	0.27/6.86	8.75/222.25	2.00/50.80	–	120/533.80	50	500
TY527MX[†]	TY27MX		13.40/340.36	3.50/88.90	MS3367-3			
TY5275MX	TY275MX		18.00/457.20	5.00/127.00	–			
TY5277MX	TY277MX		24.30/617.22	7.00/177.80	–			
TY529MX	TY29MX[*]		30.00/762.00	9.00/228.60	MS3367-6			
TY53510MX^{**}	–	0.32/8.13	35.00/889.00	10.00/254.00	–	175/778.40	–	
TY54513MX^{**}	–		45.00/1143.00	13.00/330.20	–			

* For military compliance of weather-resistant black 120 lb. ties, replace suffix X with O (i.e. TY27M-O).

[†] Not Listed or Recognized Models or CSA Certified.

**

CSA Certified. Natural 6/6 Nylon Cable Ties are suitable for use in air handling spaces in accordance with rules 12-010 (3), (4) and (5), and 12-020 of the CEC.

Cable Ties



Std. Pkg. Cat. No.	Body Width (in./mm)	Length (in./mm)	Max. Wire Bundle Dia. (in./mm)	Tensile Strength (lb./N)	Std. Pkg.
Ty-Rap® Nylon 6/6 Cable Tie – Colour Assortment					
TY525M-CLRS	0.19/4.83	7.31/185.67	1.75/44.45	50/222.40	10

Cable ties are same size as TY525M shown above. 10 ties in each colour (black, brown, red, orange, yellow, green, blue, purple, grey & white) are packaged. 100 total cable ties per package.

The colours you need in convenient packs!

Ty-Rap® Nylon 6.6 Cable Ties – Colour Assortment

- Construction – nylon 6.6, 316 stainless steel locking device



Std. Cat. No.	Bulk Cat. No.	Description	Length (in./mm)	Tensile Strength (lb./N)	Bulk Pkg.
-	TY525M-CLRS	Multi-Coloured Natural Nylon (10 each of standard ten colours)	7.31/185.67	50/222.40	100 ties
-	TY25M-0	Black, Natural Nylon			1,000 Ties
-	TY25M-1	Brown, Natural Nylon			
-	TY25M-2	Red, Natural Nylon			
-	TY25M-3	Orange, Natural Nylon			
-	TY25M-4	Yellow, Natural Nylon			
-	TY25M-5	Green, Natural Nylon			
-	TY25M-6	Blue, Natural Nylon			
-	TY25M-7	Purple, Natural Nylon			
-	TY25M-8	Grey, Natural Nylon			
-	TY25M-9	White, Natural Nylon			

For use in temperatures ranging from -40°F to 185°F (-40°C to 85°C)

- UL Listed Natural 6.6 Nylon Cable Ties are suitable for use in air handling spaces (plenums) in accordance with Section 300.22 (C) & (D) of the National Electrical Code

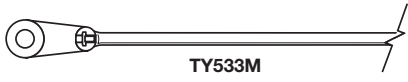
- 100 standard ties in black, brown, red, orange, yellow, green, blue, purple, grey and white (10 each)

- Recommended tooling – ERG-50, WT1-TB

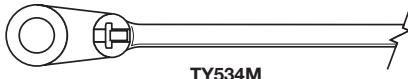
Natural nylon is standard. For coloured Ty-Rap® ties, add the following suffix numbers to catalogue numbers. **Example:** TY25M-2 would be red TY25M. (Consult Regional Sales Office for ordering information.)

Colour	Suffix No.	Colour	Suffix No.	Colour	Suffix No.	Colour	Suffix No.
Black	X	Red	2	Green	5	Grey	8
(outdoor)		Orange	3	Blue	6	White	9
Brown	1	Yellow	4	Purple	7		


How to Order Coloured Ty-Rap® Cable Ties and Accessories



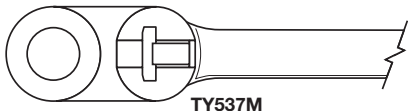
TY533M



TY534M



TY535M
TY5354M




TY537M

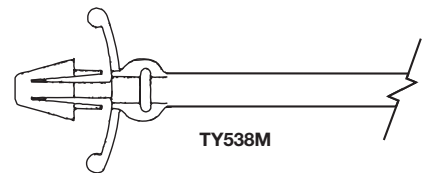
Great for use with screws, nuts and bolts for secure fastening to surfaces.

Std. Cat. No.	Bulk Cat. No.	Body Width (in./mm)	Length (in./mm)	Max. Wire Bundle Dia. (in./mm)	Mounting Hole	Tensile Strength (lb./N)	Std. Pkg.	Bulk Pkg.
Ty-Rap® Mounting Head Cable Ties								
TY533M	TY33M	0.09/2.29	4.00/101.60	0.63/16.00	#4	18/80.07	100	1,000
TY534M	TY34M	0.14/3.56	6.00/152.40	1.13/28.70	#8	40/177.90		
TY535M	TY35M	0.18/4.57	7.80/198.12	1.75/44.45	#10	50/222.40		
TY5354M	TY354M		14.60/370.84	4.00/101.60	#10			
TY1435M	-	0.19/4.83	7.80/198.12	1.77/44.96	0.248		-	
TY635M	-		7.24/183.90		0.138		100	
TYF535M	TYF35M				0.138			
TY537M	TY37M	0.30/7.62	13.90/353.06	3.50/88.90	1/4	120/533.80	50	500

Cable ties made from natural nylon 6/6 are excellent performers in most applications. Nylon 6/6 is recommended for use in temperatures ranging from 185°F to -40°F (85°C to -40°C).



TY554M



TY538M

For use in 3/16 in. and 1/4 in. pre-drilled holes. Thickness panel 0.094 max. (TY554M) Range 0.04 - 0.156 (TY538M)


Std. Cat. No.	Bulk Cat. No.	Body Width (in./mm)	Length (in./mm)	Max. Wire Bundle Dia. (in./mm)	Mounting Hole	Tensile Strength (lb./N)	Std. Pkg.	Bulk Pkg.
Ty-Rap® Push Mount Cable Ties								
TY554M	TY54M	0.14/3.56	5.96/151.38	1.13/28.70	3/16	40/177.90	100	1,000
TY538M	TY38M*	0.18/4.57	7.80/198.12	1.75/44.45	1/4	50/222.40		

Cable ties made from natural nylon 6/6 are excellent performers in most applications. Nylon 6/6 is recommended for use in temperatures ranging from 185°F to -40°F (85°C to -40°C).

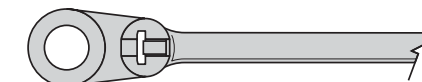
* Nylon 6/6 UV weather-resistant version available (TY38MX).



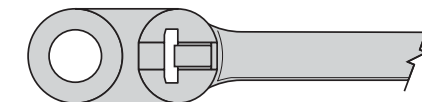
TY533MX



TY534MX



TY535MX
TY5354MX



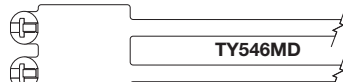

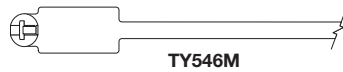
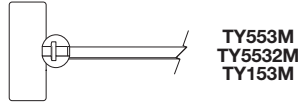
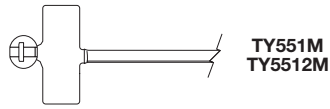
TY537MX

The MX series cable ties are recommended for outdoor use.

Std. Cat. No.	Bulk Cat. No.	Body Width (in./mm)	Length (in./mm)	Max. Wire Bundle Dia. (in./mm)	Mounting Hole	Tensile Strength (lb./N)	Std. Pkg.	Bulk Pkg.	
Ty-Rap® Nylon 6/6 Weather-Resistant									
TY533MX	TY33MX	0.09/2.29	4.00/101.60	0.63/16.00	#4	18/80.07	100	1,000	
TY534MX	TY34MX	0.14/3.56	6.00/152.40	1.13/28.70	#8	40/177.90			
TY535MX	TY35MX	0.18/4.57	7.80/198.12	1.75/44.45	#10	50/222.40			
TY5354MX	TY354MX		14.60/370.84	4.00/101.60	#10				
TY537MX	TY37MX	0.30/7.62	13.90/353.06	3.50/88.90	1/4		120/533.80	50	500

Identification Cable Ties

Self-locking Ty-Rap® identification ties are available in both single and multiple configurations. They may be marked with the special Thomas & Betts black or red marking pen which produces a permanent legend, or they can be heat stamped. Because the ties serve the dual purpose of tying and identifying, you will achieve extra economies. They can be applied with the standard Ty-Rap® tying tools used for regular ties. Nylon 6/6 UV weather-resistant version available (add suffix "-x").



Std. Cat. No.	Bulk Cat. No.	Body Width (in./mm)	Length (in./mm)	Max. Wire Bundle Dia. (in./mm)	Military Standard Part No.	Marking Pad Size (in.) W x H	Tensile Strength (lb./N)	Std. Pkg.	Bulk Pkg.
Ty-Rap® Identification Cable Ties									
TY551M	TY51M	0.09/2.29	3.60/91.44	0.63/16.00	MS3368-5	1 x 0.313	18/80.07	100	500
TY5512M	TY512M		8.30/210.82	2.00/50.80	-	1 x 0.313			1,000
TY553M	TY53M		4.00/101.60	0.63/16.00	-	0.813 x 0.359		50	500
TY5532M	TY532M		8.40/213.36	2.00/50.80	-	0.813 x 0.359		100	1,000
-	TY153M	0.10/2.54	4.35/110.49	0.63/16.00	-	0.781 x 1	-	-	500
TY546M	TY46M	0.18/4.57	7.10/180.34	1.75/44.45	MS3368-1	0.5 x 0.875	50/222.40	100	1,000
TY548M	TY48M	0.19/4.83	14.20/360.68	4.00/101.60	MS3368-2	0.5 x 2.125			50
TY546MD	TY46MD		7.25/184.15	1.75/44.45	MS3368-3	1.172 x 1		100	500
TY546MT	TY46MT				MS3368-4	1.210 x 1		-	2.48 x 1
TY546MF	TY46MF	-	-	-	-	-	-	-	-



Custom Heat Stamping

Thomas & Betts' Custom Heat Stamping provides an economical way to fasten and identify cable bundles. Mark nylon cable ties, identification cable ties, and identification plates to suit your application.

- 1/16 in., 1/8 in., 3/16 in. characters available
- Standard Type: Gothic Capitol
- Character sizes can be mixed from line to line on Identification cable ties
- Alphanumeric and Sequential numbering available
- Six digit sequential numbering available in 1/8" characters

- Eight digit sequential numbering available in 1/16" and 3/16" characters
- The following colours of heat stamping are available – Black, Blue, Green, Red, Yellow, Orange and White
- Special logos and different type styles can be accommodated when camera ready artwork is provided
- Minimum order quantity is 3000 pieces per catalogue number and message

Contact your Regional Sales Office for pricing, availability, quotation and order entry.

Identification Cable Ties




Snaps onto the head of a conventional cable tie to convert it to an identification tie.

- When snapped onto the tie head, the tag is conveniently held in place until it is permanently fastened
- Offers maximized inventory control because the I.D. tag will accommodate different tie lengths and materials

Std. Cat. No.	Bulk Cat. No.	Description	Marking Pad Size (in.) W x H	Std. Pkg.	Bulk Pkg.
Snap-On Identification Marker Tag					
TC523		Snaps onto the heads of all miniature 18 lb. series cable ties	1 x 0.35	100	1,000
TC524	TC24	Snaps onto the heads of all intermediate 30 and 40 lb. series cable ties	1 x 0.50		
TC525		Snaps onto the heads of all standard 50 lb. series cable ties	1 x 0.50		

Note: Made of natural nylon 6/6.

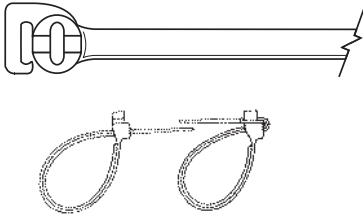
- Allows marking and bundling to be done in one operation
- The marking can be made with a Thomas & Betts permanent marking pen (black or red); catalogue numbers: WT163M-1 (black), WT163M-3 (red)
- The identification tags are sold separately and can be conveniently snapped on the cable ties at the assembly location just before being installed on the bundle



Cat. No.	Ink Colour	Std. Pkg.
Ty-Rap® Marker pencils		
WT163M-1	Black	100
WT163M-3	Red	

Note: Permanent, fine point.

Speciality Cable Ties



Cat. No.	Body Width (in./mm)	Length (in./mm)	Bundle Dia. (in./mm)	Tensile Strength (lb./N)	Std. Pkg.
Reusable Ty-Rap® Cable Ties					
TYR505	0.18/4.57	7.50/190.50	1.75/44.45	50/222.40	100
TYR508		14.30/363.22	4.00/101.60		

Cable ties made from natural nylon 6/6 are excellent performers in most applications. Nylon 6/6 is recommended for use in temperatures ranging from 185°F to -40°F (85°C to -40°C).



This Ty-Rap® brand cable tie lets you secure wire bundles up to 1-3/4 inches in diameter to all masonry surfaces. It is equipped with a masonry plug which is driven into the drilled hole. Once installed, the tail is looped through the head to provide a neat, safe, low-profile installation. It is made of black, weather-resistant nylon.

Cat. No.	Body Width (in./mm)	Max. Wire Bundle Dia. (in./mm)	Masonry Hole Size	Pullout Force	Std. Pkg.
Plug-Ty™ Cable Tie for Masonry Surfaces					
TY544MX	0.18/4.57	1.75/44.45	1/4	25	50



The Drive-Ty™ cable tie gives you a fast, safe means of securing cables to wood surfaces.

Cat. No.	Body Width (in./mm)	Max. Wire Bundle Dia. (in./mm)	Pullout Force	Std. Pkg.
Drive-Ty™ Cable Tie				
TY545MX	0.18/4.57	1.75/44.45	25	50



- One-piece design, fast and convenient to use
- Lowers your installed cost
- Clamping range of 1/16 to 2-3/8 inches reduces your inventory – one clamp replaces many
- Visually attractive – head resembles rivet
- Locking grooves maintain tight grip

Std. Cat. No.	Bulk Cat. No.	Body Width (in./mm)	Length (in./mm)	Max. Wire Bundle Dia. (in./mm)	Hole Size	Tensile Strength (lb./N)	Std. Pkg.	Bulk Pkg.
Universal Button Head Cable Tie								
TY541M	TY41M	0.23/5.84	9.60/243.84	2.37/60.20	0.32-0.68	65	50	1,000
650-41600	–		10.25/260.35	2.50/63.50			500	
696-41848	–		12.50/317.50	3.00/76.20			500	

Note: Loop tie through hole in frame, around electrical, hydraulic, or air hoses to be clamped, and through head. Tighten and cut off with Ty-Rap® tool. Visually looks like a rivet.

Stripped-Coloured Cable Ties

Designed primarily for P.I.C. and station cable binder marking, these self-locking ties install without tools in less than 10 seconds. Compared to an installation time of 30–60 seconds using the twisted wire method, the time saving is substantial. High-contrast colour stripes extend to end of tail for instant, permanent identification of binder.



Std. Cat. No.	Bulk Cat. No.	Tie Colour	Colour Stripe	Body Width (in./mm)	Length (in./mm)	Tensile Strength (lb./N)	Std. Pkg.	Bulk Pkg.
Striped-Coloured Ty-Rap® Cable Ties for Identification Telephone Cable Binder								
696-40527-0C	696-40527-0C	Black	–	0.09/2.29	3.62/91.95	18/80.07	Order per bag 1 bag = 50 cable ties Sold in Multiple of 20	1,000
696-40527-1-0C	696-40527-1-0	Brown	Black					
696-40527-1-2C	696-40527-1-2		Red					
696-40527-1-4C	696-40527-1-4		Yellow					
696-40527-1-7C	696-40527-1-7		Violet					
696-40527-1-9C	696-40527-1-9		White					
696-40527-2C	696-40527-2		Red					
696-40527-3-0C	696-40527-3-0	Orange	Black					
696-40527-3-2C	696-40527-3-2		Red					
696-40527-3-4C	696-40527-3-4		Yellow					
696-40527-3-7C	696-40527-3-7		Violet					
696-40527-3-9C	696-40527-3-9		White					
696-40527-4C	696-40527-4	Yellow	–					
696-40527-5-0C	696-40527-5-0	Green	Black					
696-40527-5-2C	696-40527-5-2		Red					
696-40527-5-4C	696-40527-5-4		Yellow					
696-40527-5-7C	696-40527-5-7		Violet					
696-40527-5-9C	696-40527-5-9		White					
696-40527-6-0C	696-40527-6-0	Blue	Black					
696-40527-6-2C	696-40527-6-2		Red					
696-40527-6-4C	696-40527-6-4		Yellow					
696-40527-6-7C	696-40527-6-7		Violet					
696-40527-6-9C	696-40527-6-9		White					
696-40527-8-0C	696-40527-8-0	Slate	Black					
696-40527-8-2C	696-40527-8-2		Red					
696-40527-8-4C	696-40527-8-4		Yellow					
696-40527-8-9C	696-40527-8-9		White					



Cat. No.	Description	Std. Pkg.
Striped-Coloured Ty-Rap® Cable Tie Kits		
696-40587	Pouch only	1
696-40587-1	Pouch with Ty-Rap® cable tie assortment 1 bag each of 50 each (1,250 total)	
696-40587C	Cloth pouch only	
696-40587CF	Cloth pouch with 1 bag of 50 each Ty-Rap® cable ties (1,250 total)	
696-40587M	Mini pouch only	
696-40587MF	Mini pouch filled with assortment of Ty-Rap® cable ties (50 each)	

Stripped-Coloured Cable Ties

Bi-Coloured Ty-Rap®


There is also available a plastic (Part# 650-40587) and canvas (Part# 650-40587-C) pouch designed with 25 pockets to store the bi-coloured ties. Also available is a plastic mini-pouch (Part# 650-40587-M) designed to fit into shirt pocket or over belt. Holds a maximum of 5 plastic bags of 50 each of the bi-coloured ties.

Plastic and canvas pouches also available filled with bi-coloured ties.

Cat. No. 650-40587-1 (filled plastic pouch)

Cat. No. 650-40587-CF (filled canvas pouch)

**Ty-Rap®
Mini pouch**



Cat. No. 650-40587-M (Empty)

PLASTIC & CANVAS POUCH LOADING DIAGRAM

Blue Tie White Stripe #696-40527-6-9-C	Orange Tie White Stripe #696-40527-3-9-C	Green Tie White Stripe #696-40527-5-9-C	Brown Tie White Stripe #696-40527-1-9-C	Slate Tie White Stripe #696-40527-8-9-C
Blue Tie Red Stripe #696-40527-6-2-C	Orange Tie Red Stripe #696-40527-3-2-C	Green Tie Red Stripe #696-40527-5-2-C	Brown Tie Red Stripe #696-40527-1-2-C	Slate Tie Red Stripe #696-40527-8-2-C
Blue Tie Black Stripe #696-40527-6-0-C	Orange Tie Black Stripe #696-40527-3-0-C	Green Tie Black Stripe #696-40527-5-0-C	Brown Tie Black Stripe #696-40527-1-0-C	Slate Tie Black Stripe #696-40527-8-0-C
Blue Tie Yellow Stripe #696-40527-6-4-C	Orange Tie Yellow Stripe #696-40527-3-4-C	Green Tie Yellow Stripe #696-40527-5-4-C	Brown Tie Yellow Stripe #696-40527-1-4-C	Slate Tie Yellow Stripe #696-40527-8-4-C
Blue Tie Violet Stripe #696-40527-6-7-C	Orange Tie Violet Stripe #696-40527-3-7-C	Green Tie Violet Stripe #696-40527-5-7-C	Brown Tie Violet Stripe #696-40527-1-7-C	Red Tie Violet Stripe #696-40527-2-C



**Ty-Rap®
Ty-Pouch**



Cat. No. 650-40587-1 (Plastic Filled)
Cat. No. 650-40587 (Plastic Empty)



Cat. No. 650-40587CF (Canvas Filled)
Cat. No. 650-40587-C (Canvas Empty)



Cable Ties Dispenser

Cable Ties at your fingertips!

- Durable, lightweight polyester exterior and tough vinyl interior construction
- Rugged diamond-shaped cutout for easy access to cable ties (up to 8 in., 11 in. -14 in. lengths) and rectangular-shaped (for 4 in. length)
- Handy belt clip and chrome steel loop for easy attachment
- Resealable hook-and-loop flap for easy refill
- Includes 100 genuine Ty-Rap® cable ties

Cat. No.	Description	Pkg.
Ty-Rap® Tote™ 4 in., 8 in. and 11 in. -14 in. Combination Length Cable Tie Dispensers		
TY-TOTE-25	Ty-Rap Tote™ 8 in. Cable Tie Dispenser (includes 1 pkg. TY525M)	1
TY-TOTE-23	Ty-Rap Tote™ 4 in. Cable Tie Dispenser (includes 1 pkg. TY523M)	
TY-TOTE-28	Ty-Rap Tote™ 11 in.-14 in. Cable Tie Dispenser (includes 1 pkg. TY528M)	

Order only genuine Ty-Rap® Cable Ties to refill your dispenser!



Cable Ties for Special Environments

Material Selection Ordering Guide

Thomas & Betts offers Ty-Rap® cable ties and accessories in a wide variety of materials, each suited for specific environments. The purpose of this document is to assist you in choosing the best material for your particular application. The effects of weathering, flame, chemicals, extreme temperatures, and radiation on the different materials are clearly presented in the following tables to simplify this process. Once you have determined the most suitable material, you can choose from the wide variety of Ty-Rap® cable ties, identification ties, mounting bases, lashing ties, etc., offered by Thomas & Betts.

How to use Table 1:

Table 1 simplifies the material selection process by giving the relative performance ratings of the materials offered by Thomas & Betts. For example, if your application is in an extremely cold environment, four materials will answer your need: Fluoropolymer, nylon 12, Halar® (*), and stainless steel. Then, cost may be your next most important criteria, so out of those four options, nylon 12 would be the most cost effective. However, if tensile strength is important, then stainless steel would be the better choice.

Refer to tables 2 (page C33) and 3 (pages C34-C36) for more detailed information regarding physical properties of the materials and chemical resistance of the materials respectively.

It is extremely difficult to provide data on all the possible combinations or conditions that can occur. This information is based on data provided by the manufacturers of the specific materials listed and is provided only as a general guide. No specific recommendation is intended. As each application may differ, cable tie samples should be tested in the intended application by the user to determine suitability.

* Halar® is the trademark of Solvay Solexis, Inc.

TABLE 1

Available Materials

5 = Most Suitable 1 = Least Suitable

	Natural 66 Nylon	Weather Resistant 66 Nylon	Heat Stabilized Natural 66 Nylon	Flame Retardant 66 Nylon	Weather Resistant Nylon 12	Weather Resistant Polypropylene	Fuoro- polymer	Halar®	Stainless Steel	Weatherable Acetal
Ultraviolet Resistance	1	4	1	1	4	4	5	5	5	4
Radiation Resistance	1	1	1	1	1	1	4	4	5	1
Low Temperature	3	3	3	2	4	3	4	4	5	4
High Temperature	3	3	4	3	2	2	4	4	5	2
Flammability	3	3	3	4	1	1	4	4	5	1
Tensile Strength	3	3	3	3	2	1	3	3	5	2
Relative Cost	Low	Low	Low	Med	Med	Low	High	High	High	High
Chemical Resistance	See Table 3									

Cable Ties for Special Environments

Perfect for outdoor applications!



Colour — Black
For use in temperatures ranging from -40°F to 221°F (-40°C to 105°C)


- Ideal for Industrial OEM and MRO (includes, but not limited to industrial, lawn/garden/farming equipment, recreation vehicles, heavy equipment)
- Can be placed in environments requiring heat stabilization and UV resistance
- Provides a smooth, low-profile look and offers unlimited tensioning range for a perfect fit
- Features an oval head on every original Ty-Rap® Cable Tie
- Quicker to install and less expensive than metallic fasteners, lacing cord or tape
- Made of UV resistant, heat-stabilized nylon



Bulk Cat. No.	Length (in./mm)	Tensile Strength (lb./N)	Bulk Pkg.
Ty-Rap® Heat Stabilized/Ultraviolet Resistant Cable Ties			
TY23MX-A	3.62/91.95	18/80.07	1,000
TY24MX-A	5.50/139.70	40/177.90	
TY25MX-A	7.31/185.67	50/222.40	
TY27MX-A	13.40/340.36	120/533.80	500

Beat the heat!

- Ideal for Industrial OEM and MRO (includes, but not limited to metal processing, paper mills, lighting and commercial construction markets with high temperature environments up to 302°F (150°C))
- Provides a smooth, low-profile look and offers unlimited tensioning range for a perfect fit
- Features an oval head on every original Ty-Rap® Cable Tie
- Quicker to install and less expensive than metallic fasteners, lacing cord or tape
- Made of extra high-temperature resistant nylon



Colour — Light Green
For use in temperatures ranging from -40° to 302°F (-40° to 150°C)

Bulk Cat. No.	Length (in./mm)	Tensile Strength (lb./N)	Bulk Pkg.
Ty-Rap® Extra High-Temperature Cable Ties			
TYHT23M	3.62/91.95	18/80.07	1,000
TYHT25M	5.50/139.70	40/177.90	
TYHT27M	7.31/185.67	50/222.40	
TYHT28M*	13.40/340.36	120/533.80	1,000

*UR Pending



Detectable using metal detection and X-ray detection systems and visions systems.

Polypropylene parts are also bouyant in liquid application.

Material — Polyamide (Nylon 6.6) or Polypropylene

Colour — Blue

For use in temperatures ranging from -40°F to 185°F (-40°C to 85°C).

Cat. No.	Length (in./mm)	Body Width (in./mm)	Max. Wire Bundle Dia. (in./mm)	Tensile Strength (lb./N)	Base Material	Std. Pkg.
Ty-Rap® Detectable Cable Ties						
TY523M-NDT	3.62/91.95	0.09/2.29	0.63/16.00	18/80	Nylon	100
TY525M-NDT	7.31/186.00	0.19/4.70	1.75/44.40	50/220		50
TY527M-NDT	13.40/340.00	0.27/6.86	3.50/89.00	120/540		100
TY528M-NDT	14.20/36.00	0.19/4.70	4.00/102.00	50/220	Polypropylene	100
TY523M-PDT	3.62/91.90	0.09/2.29	0.63/16.00	18/80		50
TY525M-PDT	7.31/186.00	0.19/4.70	1.75/44.40	30/135		100
TY527M-PDT	13.40/340.00	0.27/6.86	3.50/89.00	60/267		50
TY528M-PDT	14.20/36.00	0.19/4.70	4.00/102.00	30/135	100	100



Make safety a priority!

This material meets UL 94V-0 flammability rating.

Colour — White

For use in temperatures ranging from -40°F to 185°F (-40°C to 85°C).

† Not Recognized Models.

Cat. No.	Length (in./mm)	Body Width (in./mm)	Max. Wire Bundle Dia. (in./mm)	Marking Pad Size (in./mm) W x H	Tensile Strength (lb./N)	Std. Pkg.
Ty-Rap® Cable Ties – Flame Retardant Nylon 6.6						
TY23MFR	3.62/91.95	0.09/2.29	0.63/16.00	N/A	18/80.07	1,000
TY232MFR	8.00/203.20	0.09/2.29	2.00/50.80		40/177.90	
TY24MFR	5.50/139.70	0.14/3.56	1.13/28.70		50/222.40	
TY25MFR	7.31/185.67	0.18/4.57	1.75/44.45		120/533.80	500
TY28MFR	14.20/360.68	0.18/4.57	4.00/101.60		18/80.07	
TY272MFR†	8.00/203.20	0.27/6.86	2.00/50.80			
TY27MFR	13.20/335.28	0.27/6.86	3.50/88.90			
TY53MFR	4.00/101.60	0.09/2.29	0.63/16.00	0.81 x 0.36/20.57 x 9.1		
TY153MFR	4.35/110.49	0.10/2.54	0.63/16.00	0.78 x 1/19.81 x 14.00		



This material provides very good resistance to ultraviolet light and chemical exposure. Nylon 12 is a lower, moisture-absorbing material than 6.6 nylon and the effect of water on properties is much less.

Colour — Black

For use in temperatures ranging from -40°F to 185°F (-40°C to 85°C).

Std. Cat. No.	Bulk Cat. No.	Length (in./mm)	Body Width (in./mm)	Max. Wire Bundle Dia. (in./mm)	Tensile Strength (lb./N)	Std. Pkg.	Bulk Pkg.
Ty-Rap® Nylon 12 Cable Ties – Ultraviolet and weather-resistant!							
TYC525MX	TYC25MX	7.31/185.67	0.18/4.57	1.75/44.45	35/155.70	100	1,000
–	TYC28MX	14.20/360.68		4.00/101.60			
–	TYC272MX	8.00/203.20	0.27/6.86	2.00/50.80	85/378.10	–	500
TYC527MX	TYC27MX	13.20/335.28		3.50/88.90			
–	TYC29MX	30.00/762.00	0.30/7.62	9.00/228.60		–	



Engineered to withstand high temperatures!

Material meets ASTM D4066 PA121.

Colour — Green Tint

For use in temperatures ranging from -40°F to 221°F (-40°C to 105°C).

Cat. No.	Length (in./mm)	Body Width (in./mm)	Max. Wire Bundle Dia. (in./mm)	Tensile Strength (lb./N)	Std. Pkg.
Ty-Rap® Heat Stabilized Ties					
TYH23M	3.62/91.95	0.09/2.29	0.63/16.00	18/80.07	1,000
TYH232M	8.00/203.20		2.00/50.80		
TYH24M	5.50/139.70	0.14/3.56	1.13/28.70	40/177.90	
TYH242M	8.19/208.03		2.00/50.80	30/135	
TYH26M	11.10/281.94	0.18/4.57	3.00/76.20	50/222.40	500
TYH25M	7.31/185.67		1.75/44.45		
TYH253M	11.40/289.56	0.18/4.57	3.00/76.20	50/222.40	
TYH28M	14.20/360.68		4.00/101.60		
TYH27M	13.20/335.28	0.27/6.86	3.50/88.90	120/533.80	
TYH272M	8.75/222.25		2.00/50.80		
TYH29M	30.00/762.00	0.30/7.62	9.00/228.60		

Cable Ties for Special Environments



Many factors combine to determine the useful life of a cable tie, but none is as important as chemical exposure. Polypropylene cable ties are ideally suited for chemical environments.



Cat. No.	Body Width (in./mm)	Length (in./mm)	Max. Wire Bundle Dia. (in./mm)	Tensile Strength (lb./N)	Std. Pkg.
Ty-Rap® Weather-Resistant Polypropylene Ties					
TYP23MX	0.09/2.29	3.62/91.95	0.63/16.00	18/80.07	1,000
TYP25MX	0.18/4.57	7.01/178.05	1.75/44.45	30/133.40	
TYP28MX		13.92/353.57	4.00/101.60	60/266.90	500
TYP27MX	0.27/6.86	13.17/334.52	3.5088.90		

Colour – Black



Ty-Rap® cable ties, made of Halar®, are designed for use in air-handling spaces. Due to its UL 94V-0 flammability rating and low-smoke density characteristics, Halar® material is most suitable in applications where flame resistance and smoke generation is a concern.



Std. Cat. No.	Bulk Cat. No.	Body Width (in./mm)	Length (in./mm)	Max. Wire Bundle Dia. (in./mm)	Tensile Strength (lb./N)	Std. Pkg.	Bulk Pkg.
Halar®* Cable Ties							
TYV523M**	TYV23M**	0.09/2.29	3.62/91.95	0.63/16.00	18/80.07	100	1,000
TYV525M⁽¹⁾	TYV25M⁽¹⁾	0.18/4.57	7.31/185.67	1.75/44.45	50/222.40		

* Solvay Solexis, Inc. registered trademark.

Colour – Maroon

** CSA Certified Natural 6/6 Nylon Cable Ties are suitable for use in air handling spaces in accordance with rules 12-010 (3), (4) and (5), and 12-020 of the CEC.

(1) e UL US



Fluoropolymer cable ties offer high-radiation resistance and temperature stability to 338°F. Also, fluoropolymer provides excellent resistance to ultraviolet light and meets UL flammability rating 94V-0.



Std. Cat. No.	Bulk Cat. No.	Body Width (in./mm)	Length (in./mm)	Max. Wire Bundle Dia. (in./mm)	Tensile Strength (lb./N)	Std. Pkg.	Bulk Pkg.
Ty-Rap® Nylon 12 Cable Ties – Ultraviolet and weather-resistant!							
TYZ523M**	TYZ23M**	0.09/2.29	3.62/91.95	0.625	18/80.07	100	1,000
TYZ525M⁽¹⁾	TYZ25M⁽¹⁾	0.18/4.57	7.31/185.67	1.750	50/222.40		
TYZ528M	TYZ28M	0.18/4.57	14.19/360.43	4.000	50/222.40	50	100
TYZ527M	TYZ27M	0.27/6.86	13.38/339.85	3.500	120/533.80		

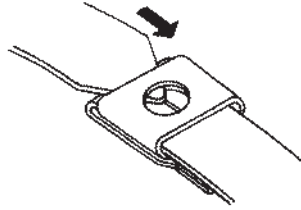
Colour – Aqua

** CSA Certified Natural 6/6 Nylon Cable Ties are suitable for use in air handling spaces in accordance with rules 12-010 (3), (4) and (5), and 12-020 of the CEC.

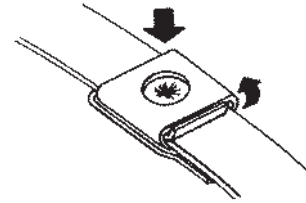
(1) e UL US



Stainless Steel Cable Ties and Accessories



After wrapping the object to be tied, insert the free end of the tie through the buckle and into the tool.



Squeeze the handle of the tool to create the dual lock and cut off the tail. The cable tie forms a low-profile dual lock.



- The tail is formed into a fold lock behind the buckle
- The tool forces a dimple in the band into a hole in the buckle

Dual Lock

Thomas & Betts has a complete package of stainless steel cable ties and accessories that are easy to apply and superior in quality. These products have been designed for tying, lashing and identification applications in demanding environments such as boiler rooms, chemical plants, refineries, pulp/paper mills, shipyards and offshore oil platforms. They are made of a variety of high-quality stainless steel materials which offer excellent corrosion resistance, high temperature and durability characteristics. There is also a variety of high-quality installation and identification tools to complete your cable tie accessory needs.

For cable bundling, I.D. tags and other general bundling applications – especially in hazardous environments – Thomas & Betts Stainless Steel Cable Ties provide a strong, safe, permanent installation with a unique, dual lock.

The Type 304 stainless steel ties are completely fireproof – no toxic fumes, no sagging cables. They are extremely resistant to corrosion and UV light, with the ability to withstand the harshest temperature extremes. Yet they are surprisingly economical.

The low-profile ties are fast and easy to apply. A quick squeeze of the installation tool forms two strong locks – a dimple lock and a fold lock.

Their two-piece configuration adds to its versatility. Available in standard lengths to wrap bundle diameters from 1 to 10 inches, Thomas & Betts Stainless Steel Cable Ties can be supplied in other lengths on special order.

Low-profile Thomas & Betts Stainless Steel Ties are fireproof and resist corrosion, UV light and extreme weather conditions for safe, permanent cable bundling.

Installation Hand Tool

The installation hand tool is a lightweight, pocket size hand tool which quickly and easily applies the stainless steel cable ties.

To use, simply separate the pull-up handle from the body, push the release lever down and insert the clamp tail as far as possible. Squeeze the pull-up handle until the band is tight. Finally, move the pull-up handle to the locking/cut-off position by moving it away from the body as far as it will go. Then squeeze to form the dual lock and cut off the excess tail.

Catalogue Number System

CABLE TIE TYPE
SS = Two-piece solid stainless steel cable tie, Type 304
TYS = Multi-lock stainless steel cable tie, Type 316
SSR = Reusable stainless steel cable tie, Type 200/300
SSH = Heavy-duty stainless steel clamp, Type 201
TS = Roller bar locking stainless steel cable tie, Type 302/304
LS = Ball locking stainless steel cable tie, Type 302/304/316

	Bundle Diameter	Tensile Strength	Width	Length	Weight
Cat. No.	For Bundle Dia. of (in./mm)	Tensile Strength (lb./N)	Width (in./mm)	Length (in./mm)	Weight (lb./kg)
SS10-250	2/51	200/890	0.25/6.35	10.0/254	1.1/4.89
SS17-250	4/101	200/890	0.25/6.35	16.5/419	1.8/8.00

Stainless Steel Cable Ties and Accessories

SS - Two-Piece Solid

Strong, slip-free ties with a unique dual lock

- Low-profile, single wrap ties
- No slipping
- Dual locking mechanism



Cat. No.	For Bundle Dia. of (in./mm)	Tensile Strength (lb./N)	Width (in./mm)	Length (in./mm)	Weight (lb./kg)	Std. Pkg.
Mini Stainless Steel Cable Ties						
SS7-180	1/25	100/444.8	0.18/4.5	6.5/165	0.70/0.32	100
SS10-180	2/51			10.0/254	0.90/0.41	
SS16-180	4/102			16.0/406	1.40/0.64	
SS23-180	6/152			22.5/572	1.85/0.84	
SS29-180	8/203			29.0/737	2.35/1.07	
Standard Stainless Steel Cable Ties						
SS10-250	2/51	250/1,112	0.25/6.35	10.0/254	1.10/0.50	100
SS17-250	4/102			16.5/419	1.80/0.82	
SS23-250	6/152			22.5/572	2.50/1.13	
SS29-250	8/203			29.0/737	3.20/1.45	
SS35-250	10/254			35.0/889	3.80/1.72	

304 Stainless Steel
0.015 in. (0.38mm) Thickness
NOTE: Other lengths available on special request.
Add suffix -316 for 316 Stainless Steel.

Mini Tie Installation Tool



Perfect for mini-sized stainless steel ties

- Pocket-sized, light weight
- Applies mini-size stainless steel ties

Standard Tie Installation Tool

Pocket-sized hand tool for quick and easy cable tie installations

- Lightweight
- Applies standard-size stainless steel ties



Cat. No.	Description	Weight (lb./kg)	Std. Pkg.
WTA290	Hand tool to apply mini stainless steel cable ties; easy-to-use tool applies tension, locks tie with the dual lock, and cuts off band flush with top surface of buckle	1.17/0.53	1

Cat. No.	Description	Weight (lb./kg)	Std. Pkg.
WTA250	Hand tool to apply standard stainless steel cable ties; easy-to-use tool applies tension, locks tie with the dual lock, and cuts off band flush with top surface of buckle	1.17/0.53	1

Stainless Steel Cable Ties and Accessories

TYS - Multi-Lok™ Self-Locking



Strong — holds in excess of 200 lb. — and self locking

- Corrosion-resistant, providing a safe, strong, worry-free hold
- Unique, self-locking, multiple-locking system holds in excess of 200 lb.
- Manufactured from Type 316 stainless steel
- Available in two widths and various lengths

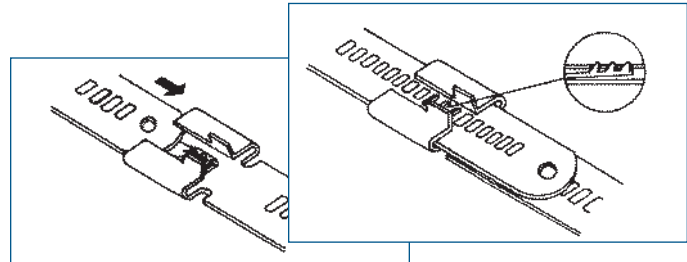
Cat. No.	Tensile Strength (lb./N)	Width (in./mm)	Length (in./mm)	Weight (lb./kg)	Std. Pkg.
Type 316 Stainless Steel – Uncoated					
TYS6-280	250/1,112	0.28/7.00	6/150	0.66/0.30	100
TYS9-280			9/225	0.99/0.45	
TYS12-280			12/300	1.32/0.60	
TYS18-280			18/450	1.76/0.80	
TYS24-280			24/610	2.64/1.20	
TYS6-470	0.47/12.00	0.47/12.00	6/150	1.10/0.50	
TYS9-470			9/225	1.65/0.75	
TYS12-470			12/300	2.20/1.00	
TYS18-470			18/450	2.97/1.35	
TYS24-470			24/610	4.29/1.95	

0.010 in. (0.245mm) Thickness

How it works:

As the free end of the Multi-Lok tie passes through the buckle, three separate teeth (four teeth in the 12mm Multi-Lok) mesh with corresponding slots in the band, automatically locking the tie as it is being tensioned.

- Nylon 11 weather-resistant coating is unaffected by UV sunlight, resistant to corrosion, chemicals, weathering and protects cable insulation
- Coated with halogen-free, non-toxic black nylon 11



Cat. No.	Tensile Strength (lb./N)	Width (in./mm)	Length (in./mm)	Weight (lb./kg)	Std. Pkg.
Type 316 Stainless Steel – Nylon 11 Coated					
TYS6-280C	250/1,112	0.28/7.00	6/150	0.66/0.30	100
TYS9-280C			9/225	0.99/0.45	
TYS12-280C			12/300	1.32/0.60	
TYS18-280C			18/450	1.76/0.80	
TYS24-280C			24/610	2.64/1.20	
TYS6-470C	0.47/12.00	0.47/12.00	6/150	1.10/0.50	
TYS9-470C			9/225	1.65/0.75	
TYS12-470C			12/300	2.20/1.00	
TYS18-470C			18/450	2.97/1.35	
TYS24-470C			24/610	4.29/1.95	

0.010 in. (0.245mm) Thickness

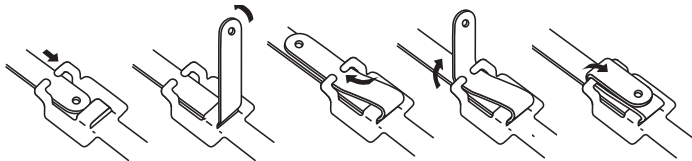
Stainless Steel Cable Ties and Accessories

SSR - Reusable

Ties to use and reuse with quickness and ease!

- Made of high-strength, corrosion-resistant 200/300 Series stainless steel
- Coated with a non-toxic, halogen-free, low-smoke Nylon 11, protecting cables from damage or interference due to direct contact with the stainless steel
- Nylon 11 is also chemical and weather-resistant, UV-protective, extremely flexible at low temperature, user-friendly on installer's hands and easy on bundles
- Unique buckle design for quick, easy application and re-use

- Insert cable tie tail through holding tabs and locking emboss.
- Bend cable tie tail up.
- Insert cable tie tail back through holding tabs, creating as tight a bend as possible. For increased tensile strength follow steps #4 and #5.
- Bend cable tie tail up.
- Fold cable tie tail over holding tabs.



Cat. No.	Tensile Strength (lb./N)	Width (in./mm)	Length (in./mm)	Weight (lb./kg)	Std. Pkg.
Reusable Stainless Steel Cable Ties – Coated					
SSR6-250C	75/333.60	0.25/6.35	6/152	1.4/0.64	100
SSR9-250C			9/229	1.8/0.82	
SSR12-250C			12/305	2.1/0.95	
SSR18-250C			18/457	3.0/1.36	
SSR24-250C			24/610	3.7/1.68	
SSR6-375C	100/444.80	0.38/9.53	6/152	1.8/0.82	
SSR9-375C			9/229	2.0/0.91	
SSR12-375C			12/305	3.1/1.41	
SSR18-375C			18/457	4.4/2.00	
SSR24-375C			24/610	6.6/2.99	
SSR30-375C			30/762	7.0/3.18	
SSR36-375C	36/914	8.3/3.76			



WTAE200
Cable Tie Tensioner



WTAE201
Tensioning Hook



DAS250
Pistol Grip Tensioning Tool

(WTAE tools for use with type TYS – TYS C Series Cable ties)

Cat. No.	Description	Weight (lb./kg)	Std. Pkg.
Tensioning Tools			
WTAE200	Cable Tie Tensioner: For tensioning Reusable Ties and Multi-Lok Ties	0.6/0.27	1
WTAE201	Tensioning Hook: For tensioning Reusable Ties and Multi-Lok Ties	0.1/0.05	
DAS250	Pistol Grip Tensioning Tool: For installing Multi-Lok, Ball Lock, & Roller Bar Lock SS Ties	1.0/0.45	

Stainless Steel Cable Ties and Accessories



SSH - Heavy Duty Clamp

Pre-assembled for single or double wrapping!

- Double-wrapped clamps provide extra strength
- Available in various lengths, widths, and thicknesses

Cat. No.	Max. Dia. Once Around (in./mm)	Max. Dia. Twice Around (in./mm)	Total Length (in./mm)	Tensile Strength Single Wrap (lb./N)	Band Width (in./mm)	Band Thickness (in./mm)	Weight (lb./kg)	Std. Pkg.	
Heavy-Duty Free-End Stainless Steel Clamps — Type 201									
SSH10-250	2/50	—	10/25	450/2002	0.25/6.35	0.02/0.51	2.2/1.00	100	
SSH16-250	3.5/88	1.5/38	16/40				3.1/1.41		
SSH16-375				900/4003	0.38/9.53	6.2/2.81			
SSH18-500	4/101	2/50	18/45	1,400/6228	0.5/12.70	0.03/0.76	10.5/4.76		
SSH19-250	5/127	2.5/63	19/48	450/2002	0.25/6.35	0.02/0.51	3.5/1.59		
SSH21-625	5/127	2.5/63	21/53	1,700/7562	0.63/15.88	0.03/0.76	15.1/6.85		
SSH24-750	6/152	3/76	24/60	2,000/8896	0.75/19.05		10.9/4.94		50
SSH27-250	7/177	3.5/88	27/68	450/2002	0.25/6.35	0.02/0.51	4.6/2.09		100
SSH31-500	8/203	4/101	31/78	1,400/6228	0.5/12.70	0.03/0.76	4.7/2.13		25
SSH34-250	9/228	4.5/114	34/86	450/2002	0.25/6.35	0.02/0.51	5.6/2.54		100
SSH37-750	10/254	5/127	37/93	2,000/8896	0.75/19.05	0.03/0.76	7.6/3.45	25	
SSH44-375	12/304	6/152	44/112	900/4003	0.38/9.53		3.6/1.69		
SSH50-750	14/355	7/177	50/127	2,000/8896	0.75/19.05		9.7/4.40		
SSH56-625	16/406	8/203	56/142	1,700/7562	0.63/15.88		9.0/4.08		
SSH62-750	18/457	9/228	62/157	2,000/8896	0.75/19.05		11.6/5.26		
SSH69-625	20/508	10/254	69/175	1,700/7562	0.63/15.88		10.7/4.86		

Type 201 Stainless Steel
Other Free-End Clamp sizes and metals are available on special order.

Apply tension, cut and secure with confidence!



WTJ020

Lightweight pocket-sized tool to install 1/4 in. and 3/8 in. wide Free-End Clamps. This tool also applies tension and has a built-in cutter.



WTC075

Designed to install 1/4 in. to 5/8 in. wide Free-End Clamps. The lightweight, ratchet-action tool tension cuts and secures the buckle tab.



WTC001

A drop-forged tool with tensioning capability to do all 1/4 in. to 3/4 in. Free-End Clamp sizes.

Cat. No.	Description	Weight (lb./kg)	Std. Pkg.
Installation Tools			
WTJ020	Compact Free End Stainless Steel Cable Tie Installation Tool for 1/4 in. to 3/8 in. sizes	1.1/0.50	1
WTC075	Pistol Grip Free End Stainless Steel Cable Tie Installation Tool for 1/4 in. to 5/8 in. sizes	2.6/1.18	
WTC001	Free End Stainless Steel Cable Tie Installation Tool for all sizes	4.4/2.00	

Stainless Steel Cable Ties and Accessories

Specifications



Mini Stainless Steel Cable Ties



Standard Stainless Steel Cable Ties



Reusable Stainless Steel Cable Ties



Multi-Lok Ties — Uncoated



Multi-Lok Ties — Coated



Free-End Clamps

Cat. No.		Width (in./mm)	Length (in./mm)	Thickness (in./mm)	Max. Dia. Single Wrap (in./mm)	Max. Dia. Double Wrap (in./mm)			
Specifications for Stainless Steel Ties									
SS7-180		0.18/4.50	6.5/165	0.02/0.51	1.7/43	(single wrap only)			
SS10-180			10/254		2.8/71				
SS16-180			16/406		4.7/119				
SS23-180			22.5/572		6/152	—			
SS29-180			29.0/737		8/203	—			
SS10-250		0.25/6.35	10/254		0.02/0.51	2.1/153	(single wrap only)		
SS17-250			16.5/419			4.3/109			
SS23-250			22.5/572			6.5/165			
SS29-250			29/737			8.5/215			
SS35-250			35/889			10.5/265			
SSR6-250C		0.25/6.35	6/152			0.02/0.51	1.5/38	N/A	
SSR9-250C			9/229				2.5/63	1.1/28	
SSR12-250C			12/305				3.4/86	1.5/38	
SSR18-250C			18/457				5.4/137	2.5/64	
SSR24-250C			24/610				7.3/185	3.5/89	
SSR6-375C		0.38/9.53	6/152	0.02/0.51			1.5/38	N/A	
SSR9-375C			9/229				2.5/63	1.1/28	
SSR12-375C			12/305				3.4/86	1.5/38	
SSR18-375C			18/457				5.4/137	2.5/64	
SSR24-375C			24/610				7.3/185	3.5/89	
SSR30-375C			30/762				9.1/231	4.4/112	
SSR36-375C			36/914				11.0/280	5.3/135	
Uncoated		Nylon 11 Coated							
TYS6-280	TYS6-280C	0.28/7.00	6/152		0.01/0.25		1.9/48	(single wrap only)	
TYS9-280	TYS9-280C		9/229				2.8/71		
TYS12-280	TYS12-280C		12/305			3.8/96			
TYS18-280	TYS18-280C		18/457			5.7/144			
TYS24-280	TYS24-280C		24/610			7.6/193			
TYS6-470	TYS6-470C	0.47/12.00	6/152			0.01/0.25	1.9/48		(single wrap only)
TYS9-470	TYS9-470C		9/229				2.8/71		
TYS12-470	TYS12-470C		12/305	3.8/96					
TYS18-470	TYS18-470C		18/457	5.7/144					
TYS24-470	TYS24-470C		24/610	7.6/193					
SSH10-250		0.25/6.35	10/250	0.02/0.51			2.0/50	N/A	
SSH16-250			16/400				3.5/88	1.5/38	
SSH19-250			19/480				5.0/127	2.5/64	
SSH27-250			27/680				7.0/177	3.5/89	
SSH34-250			34/860				9.0/228	4.5/114	
SSH16-375		0.38/9.53	16/400		0.02/0.51		3.5/88	1.5/38	
SSH44-375			44/1,120				12.0/304	6.0/152	
SSH18-500		0.5/12.70	18/460				0.03/0.76	4.0/101	2.0/5.0
SSH31-500			31/780					8.0/203	4.0/101
SSH21-625		0.63/15.88	21/530					0.03/0.76	5.0/127
SSH56-625			56/1,420			16.0/406			8.0/203
SSH69-625			69/1,750			20.0/508			10.0/254
SSH24-750			24/600			6.0/152			3.0/76
SSH37-750			37/940			10.0/254			5.0/127
SSH50-750		0.75/19.05	50/1,270			0.03/0.76			14.0/355
SSH62-750			62/1,570	18.0/457					9.0/228

Specifications (cont'd)

Cat. No.		Stainless Steel Type	Coating or Finish	Min. Loop Tensile Strength Single Wrap (lb./N)	Min. Loop Tensile Strength Double Wrap (lb./N)	Application Tools Used	Max. Dia. Single Wrap (in./mm)
Specifications for Stainless Steel Ties (cont'd)							
SS7-180		304	Dull to Bright	100/445	(single wrap only)	WTA290	<ul style="list-style-type: none"> • Wire/cable bundling • I.D. tagging
SS10-180							
SS16-180							
SS23-180							
SS29-180							
SS10-250							
SS17-250							
SS23-250							
SS29-250							
SS35-250							
SSR6-250C		200/300	Nylon 11 Coated (Uncoated or other colours available on special order)	75/334	300/1,334	WTAE200	<ul style="list-style-type: none"> • Reusable • Cable bundling • Oil rigs • Telecommunications towers • Hazardous and corrosive environments • Cable trays
SSR9-250C							
SSR12-250C							
SSR18-250C							
SSR24-250C							
SSR6-375C							
SSR9-375C							
SSR12-375C							
SSR18-375C							
SSR24-375C							
SSR30-375C							
SSR36-375C							
Uncoated		Nylon 11 Coated (cont'd)					
TYS6-280	TYS6-280C	316	Uncoated or Nylon 11 Coated Black	250/1,112	(single wrap only)	WTAE200 WTAE201 WTC075	<ul style="list-style-type: none"> • Self-locking • Cable bundling • Hazardous and corrosive environments
TYS9-280	TYS9-280C						
TYS12-280	TYS12-280C						
TYS18-280	TYS18-280C						
TYS24-280	TYS24-280C						
TYS6-470	TYS6-470C						
TYS9-470	TYS9-470C						
TYS12-470	TYS12-470C						
TYS18-470	TYS18-470C						
TYS24-470	TYS24-470C						
SSH10-250		201	Bright	450/2,002	1,200/5,338	WTJ020 WTC075 WTC001	<ul style="list-style-type: none"> • Industrial hoses • Cable bundling • High strength
SSH16-250							
SSH19-250							
SSH27-250							
SSH34-250							
SSH16-375							
SSH44-375							
SSH18-500							
SSH31-500							
SSH21-625							
SSH56-625							
SSH69-625							
SSH24-750							
SSH37-750							
SSH50-750							
SSH62-750							
				2,000/8,896	5,000/22,240	WTC001	

Ty-Rap® Stainless Steel Cable Ties have passed a variety of mechanical, environmental, and electrical tests. Other data can be made available upon request. S.S. Series also available in (316) Stainless.

Stainless Steel Cable Ties and Accessories



Tools and Accessories

Boiler rooms, shipyards, or off-shore oil platforms — a match for any severe environment!

- Stainless steel strap cable ties have been designed for high-temperature applications and for use in areas of harsh, corrosive environments
- Rated at 200-lb. tensile strength
- Smooth edges protect both the cable insulation and the installer

Cat. No.	Body Width (in.)	Length (in.)	Max. Wire Bundle Dia. (in.)	Tensile Strength (lb.)	Std. Pkg.
Ty-Rap® Stainless Steel Strap Cable Ties					
TYS8	0.310	10.65	2	200	100
TYS14	0.310	14.65	4	200	50
TYS22	0.310	22.65	6	200	50
TYS28	0.310	28.65	8	200	50

Note: Use WT3S Tool for tensioning
Cannot be coated with any covering material
Made of 316 stainless steel

1,000-ft. reel to cut your desired length!



Cat. No.	Description	Width (in./mm)	Tensile Strength (lb./N)	Std. Pkg.
Ty-Rap® Stainless Steel Strapping on a Reel				
TYS1000	1,000-ft. of strap, 2 reels of 500 ft. each	0.31/7.87	200/889.60	1

Stainless steel ties of virtually any length can be produced from the 1,000-ft. reel in combination with the matching head.

Note: Use WT3S tool for tensioning and cutoff

A perfect mate with cable ties for tensioning




WT3S



DAS250

Cat. No.	Description	Std. Pkg.
Ty-Rap® Stainless Steel Cable Tie Installation Tools		
WT3S	Installs strapping ties	1
DAS250	Installs multi-lok, ball lock, and roller bar lock stainless steel ties	

Lockable heads for stainless steel strapping



Cat. No.	Description	Std. Pkg.
Ty-Rap® Stainless Steel Strapping Locking Heads		
TYS5200H	Heads only for stainless strapping	50

Long-lasting anchor hold



Cat. No.	Description	Std. Pkg.
Ty-Rap® Stainless Steel Mounting Base		
TCS25	Mounting bases for stainless steel ties	50



Identify cable bundles with permanent, stainless steel imprintable tags

- Apply Type 304 stainless steel tags with stainless steel cable ties
- Easy-to-use — slip a tie through the slots in the tag and fasten with the installaton tool
- Works with 1/4 in. wide ties
- 0.015 in. Thickness

Cat. No.	Width (in./mm)	Length (in./mm)	Weight (lb./N)	Std. Pkg.
I.D. Tagging System				
SSID100	0.75/19.05	2.0/50.80	0.5/2.22	100
SSID101	1.50/38.10	2.5/63.50	1.2/5.34	
SSID102	0.75/19.05	3.5/88.90	0.8/3.56	

Packaging Quantity: 100/box

Note: Customized pre-embossed tags are available. Please consult Regional Sales Office for details.

Add suffix (316) for 316 Stainless Steel.

No second guessing — quickly and accurately position I.D. tags!

- Imprint Thomas & Betts stainless steel I.D. tags
- Includes special tag holder for secure positioning and a 3/32 in. character imprinting wheel, standard (no substitutions allowed)



Cat. No.	Description	Weight (lb./N)
I.D. Tagging System		
WTID200	I.D. Tag Imprinter	29.5/131.2
WTID290	3/32 in. Character Imprinting Wheel	-
WTID281	1/8 in. Character Imprinting Wheel	
WTID283	3/16 in. Character Imprinting Wheel	
WTID204	(Kit) WTID200 and WTID283	

Packaging Quantity: 1/box

Stainless Steel Cable Ties and Accessories

S.S. Tape Embossing System



Cat. No.	Description	Weight	
		lb.	kg
S.S. Tape Embossing System			
WTID400	Hand-held tool for embossing S.S. I.D. Tap	2.57	1.17
WTID405	Replacement S.S. tape (21' long, 1/2" wide)	0.18	0.01

Stainless Steel Cable Ties and Accessories

LS - Heavy-Duty Ball-Lock Mechanism

Engineered to withstand the harshest environments!



LS-7.9-200-C



LS-4.6-200A

These one-piece, self-locking stainless steel cable ties offer quick and easy installation — no crimping or folding required — and a strong, reliable lock. Choose among a variety of sizes and materials to meet all of your wire and cable bundling needs, even in the most extreme environments.

Fast, easy installation

- Self-locking — no time-consuming crimping or folding required
- Stainless steel ball in low-profile, wedge-shaped head locks tie securely in place
- Angled tail enables fast, easy insertion
- Rounded edges and smooth surfaces protect installer's hands

Wide range of sizes

- Six standard lengths cover most applications with custom lengths available
- Two standard widths offer tensile strength of 100 lb. (444.8 N) or 250 lb. (1,112 N)

Three materials suit a variety of environments

- 302/304 grade stainless steel for standard applications
- 316 grade (marine-grade) stainless steel for extra corrosion resistance
- 316 grade (marine-grade) stainless steel, fully coated with low-smoke, halogen-free polyester to withstand continuous exposure to salt spray, sunlight, petroleum and chemicals

Typical Applications

- Offshore drilling
- Petrochemical processing
- Shipbuilding
- Food and beverage processing
- Pharmaceutical processing

Specifications

- Operating Temp. Range:
Uncoated: -112°F to 1,000°F (-80°C to 538°C)
Coated: -40°F to 302°F (-40°C to 150°C)
- Approvals/Standards: UL, CE, Lloyd's Register, Germanischer Lloyd, American Bureau of Shipbuilding, Det Norske Veritas, RoHS compliant

Application Tool

DAS-250 Hand Tool
(adjustable tension,
automatic cut off)



Ordering Information

Cat. No. Uncoated 302/304 Grade Stainless Steel	Cat. No. Uncoated 316 Grade Stainless Steel	Cat. No. Fully Coated 316 Grade Stainless Steel	Length (in./mm)	Width (in./mm)	Max. Bundle Dia. (in./mm)	Tensile Strength (lb./N)	Std. Pkg.
LS-4.6-200A	LS-4.6-200B	LS-4.6-200C	7.9/201	0.18/4.6	2/51	100/445	100
LS-4.6-360A	LS-4.6-360B	LS-4.6-360C	14.2/360		4/102		
LS-4.6-520A	LS-4.6-520B	LS-4.6-520C	20.5/520		6/152		
LS-4.6-680A	LS-4.6-680B	LS-4.6-680C	26.7/679		8/203		
LS-4.6-840A	LS-4.6-840B	—	33.0/838		10/254		
LS-7.9-200A	LS-7.9-200B	LS-7.9-200C	7.9/201		2/51		
LS-7.9-360A	LS-7.9-360B	LS-7.9-360C	14.2/360	4/102			
LS-7.9-520A	LS-7.9-520B	LS-7.9-520C	20.5/520	6/152			
LS-7.9-680A	LS-7.9-680B	LS-7.9-680C	26.7/679	8/203			
LS-7.9-840A	LS-7.9-840B	—	33.0/838	10/254			
LS-7.9-1010A	LS-7.9-1010B	—	41.3/1050	12.5/318			

DELTEC™ Cable Support System

Lashing Straps and Accessories

Strong, long-life and cost-saving method of securing communication cables

The Deltec™ Cable Support System is a user-friendly product designed to provide ease and flexibility in fastening communications cables to messenger strand. It is equally well suited for copper conductor cable, coaxial cable, fiber optic cable and innerduct in aerial applications.


The Deltec™ system answers your aerial cable needs with innovative design and state-of-the-art materials. This system includes weather-resistant acetal cable straps, marine grade locking devices, and base hanger accessories for specific applications where mounting is required.

Pre-assembled Deltec™ cable straps are available in standard lengths of 10 in. (254 mm), 13.5 in. (342.9 mm), and 27 in. (685.8 mm). Convenient 50 ft. (15.24 m) to 3500 ft. (1066.8 m) reels where specific lengths need to be established by the installer in the field are available. Additional “standard” lengths can be established for applications where higher volumes prevail.



Advantages of the Deltec™ System Include:

- Proven years of service
- No sharp edges — craft friendly Cable friendly!
- Ease of installation — one wrap, no re-treading or re-strap
- Lowers installation costs
- High tensile strength after fastening
- Total flexibility in lengths when using reel
- Stackable spacers accommodate all cable sizes — no need to stock multiple sizes of individual height spacers
- Spacer designed to retain strap on each side and cradle the cable, providing restricted movement of spacer and preventing damage to cable
- In situations where multiple cables are supported, the T&B® TCP360 stackable spacer may be rotated 90° and installed similarly to a single cable, yet provide the same restricting features (unlike those commonly used today)
- Month and year of manufacture stamped into strap material
- Squirrels and vermin won't eat it!



DELTEC™ Cable Support System

Lashing Straps and Accessories



Specifications

- Strap and Body: Weatherable acetal; offers superior resistance to sunlight, moisture, and salt environments
- Locking Device: Marine-grade corrosion-resistant silicon copper alloy
- Deltec System Temperature Range: -30°F to 150°F; (-34°C to 66°C)
- Minimum Tensile Strength: 250 lb. minimum (1,211 N)
- Outdoor Life: Designed to last a minimum of 20 years
- Continuous Load: 20 lb. (9.07 kg)
- Continuous Use Temperature: -85°F to 194°F; (-65°C to 90°C)
- Colour: Black

Extra security!

The recommended maximum continuous static loading for the Deltec™ straps is 20 lb. per strap. For best results, suggested spacing is 15 in. It's the responsibility of the user to determine whether or not their application meets our recommendation.

Note: Use WT3D Tool for tensioning and cutoff.

Cat. No.	Body Width (in./mm)	Max. Wire Length (in./mm)	Bundle Dia. (in./mm)	Tensile Strength (lb./N)	Std. Pkg.
Stainless Steel Strap Cable Ties					
TYD10M	0.5/12.70	10/254.00	3/76.20	240/1,112	25
TYD510M		51.2/1300.48	16/406.40		50
TYD5135M		13.5/342.90	3.5/88.90		25
TYD5270M		27/685.80	8/203.20		10



One spacer for any cable size!

- Stackable for any desired spacing
- Less inventory — one catalogue number
- 1/2 in. high

Cat. No.	Description	Std. Pkg.
Modular Stackable Cable Spacers		
TCP5255	Modular Stackable Spacer for Deltec™ Straps	25
TCP360	For Coaxial Cable	100

Made of weather-resistant polypropylene
Colour — Black



Heads for Deltec™ strap!

Made of weatherable acetal
Colour — Black

Cat. No.	Description	Std. Pkg.
Locking Heads		
TYD-LH	Heads only for Deltec™ Strap	25
696-41795		1,000

DELTEC™ Cable Support System

Lashing Straps and Accessories (cont'd)



Cat. No.	Description	Std. Pkg.
Deltec™ Base and Hanger		
CSS-B	Base for Deltec™ Strap	50
CSS-H	Hanger for Deltec™ Strap	

Made of zinc-plated steel



Cat. No.	Description	Std. Pkg.
Installation/Cutting Tool		
WT3D	Installs self-locking Ty-Rap® cable ties and Thomas & Betts lashing ties	25

Cat. No.	Description	Tensile Strength (lb./N)	Body Width (in./mm)	Std. Pkg.
Deltec™ Strap Dispenser on Reels				
TYD-50R	50' Reel of Strap	250/1,112	0.50/12.70	1
696-41794	1,000' Reel of Strap			
696-41952	3,500' Reel of Strap			

Resistant to UV light, chemicals, and lower in moisture absorption

Nylon 12 is a lower, moisture-absorbing material than 6.6 nylon — making the effect of water on properties much less.



Cat. No.	Body Width (in./mm)	Length (in./mm)	Max. Wire Bundle Dia. (in./mm)	Hook Material	Tensile Strength (lb./N)	Std. Pkg.
Weather-Resistant Nylon 12 Messenger Hanger Straps (Releasable)						
TYM5412X	0.5/12.7	12/304.8	3/76.2	Bronze	200/889.6	50
TYM5418X		18/457.2	5/127			25
TYM5423X		24/609.6	7/177.8			25
TYM5430X		30/762.0	9/228.6			25
TYM5436X		36/914.4	11/279			25
TYM5412X-S		12/304.8	3/76.2	Stainless Steel		50
TYM5418X-S		18/457.2	5/127			25
TYM5423X-S		24/609.6	7/177.8			25
TYM5430X-S		30/762.0	9/228.6			25
TYM5436X-S		36/914.4	11/279			25
Weather-Resistant Nylon 12 Hanger Strap (Releasable)						
TY54407X	0.5/12.7	6.36/151.54	2/50.8	Steel	200/889.6	50
TY54413X		13.75/349.25	4/101.6			25

The recommended, maximum continuous static loading for the nylon 12 straps is 25 lb. per strap. For best results, suggested spacing is 15 in. It's the responsibility of the user to determine whether or not their application meets our recommendation. Hook will accommodate 1/2 in. dia. messenger wire. For use in temperatures ranging from -40°F to 176°F (-40°C to 80°C).

Colour — Black

DELTEC™ Cable Support System

Lashing Straps and Accessories (cont'd)

Carbon black prolongs the cable tie's life — UV protective, too!



Std. Cat. No.	Bulk Cat. No.	Body Width (in./mm)	Length (in./mm)	Max. Wire Bundle Dia. (in./mm)	Tensile Strength (lb./N)	Std. Pkg	Bulk Pkg.
Heavy-Duty Lashing Tie (Releasable)							
TY5409	TY409	0.5/12.7	19/482.6	4.75/120.65	200/889.6	25	100

Heavy-duty and made of weather-resistant nylon. For use in temperatures ranging from -40°F to 176°F (-40°C to 80°C).

An absolute in chemical environments when nylon isn't applicable

Chemical exposure directly affects the life of a cable tie making polypropylene ties an ideal choice. Black is usable for outdoor use, too.

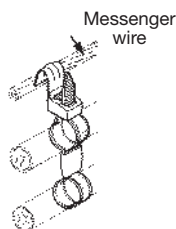


Cat. No.	Body Width (in./mm)	Length (in./mm)	Max. Wire Bundle Dia. (in./mm)	Tensile Strength (lb./N)	Std. Pkg.
Weather-Resistant Polypropylene Lashing Tie (Releasable)					
TY5418PX	0.5/12.7	18/457.2	5/127	150/667.2	25
TY5424PX		24/609.6	7/177.8		25
TY5442PX		42/1066.8	12/304.8		10
TY5460PX		60/1524	18/457.2		10
Weather-Resistant Polypropylene Hanger Lashing Tie (Releasable)					
TY53418PX	0.5/12.7	18/457.2	5/127	150/667.2	25

Made of black weather-resistant polypropylene for outdoor use. For use in temperatures ranging from -40°F to 176°F (-40°C to 80°C).



Spacer separating cable bundles



This one-inch long spacer allows you to separate power and signal cables with a single-hanger, lashing strap if desired. The spacer is stackable so that you may suspend the cable bundle at any desired distance from the messenger wire in order to keep the cable runs parallel.


Cat. No.	Description	Std. Pkg.
Messenger Hanger Spacer		
TC5254	1 in. long stackable spacer for messenger straps	50

Hook and Loop Fasteners

FO, FOL, FOS and FOR Series


New version available — UL94V-2 rated material

- High-quality Hook & Loop Fasteners designed specifically for Thomas & Betts
- Enables quick and convenient bundling of data and fiber optic cables
- Sizes available to accommodate varying bundle diameters
- Screw and adhesive mounting bases provide multiple mounting options



FO Series Loop Ties

Wrap pre-determined bundle diameters using the convenient slotted head!




FOL Series Buckle Ties

Polymer buckles provide added strength and stability.



FOS Series Strip Ties

Pre-cut lengths make bundling a cinch!



FOR Series Rolled Hook and Loop

Rolled hook and loop material enables custom cut lengths, avoiding waste.

Fasteners available in these colours: Black, Brown, Red, Orange, Yellow, Green, Blue, Grey, and White.
Please consult Regional Sales Office for delivery and availability.

Cat. No.	Min. Tensile Strength (lb./N)	Max. Bundle Dia. (in./mm)	Length (in./mm)	Width (in./mm)	Std. Pkg.
*FO Series Loop Ties					
FO200-40-0	40/177.9	2.0/50.80	9/228.6	0.50/12.7	10
FO200-50-0	50/222.4			0.75/19.05	
FO350-40-0		3.5/88.90	13/330.2	0.50/12.7	
FO350-50-0	0.75/19.05				
FOL Series Buckle Ties					
FOL300-50-0	50/222.4	3.0/76.20	12/304.8	0.75/19.05	10
FOL500-50-0		5.0/127.00	18/457.2		
FOS Series Strip Ties					
FOS150-50-0	50/222.4	1.5/38.10	6/152.4	-	10
FOS320-50-0		3.2/81.28	12/304.8		
FOS500-50-0		5.0/127.00	18/457.2		
FOR Series Rolled Hook and Loop					
FOR180-50-0	50/222.4	Various	180/4572	-	1

Black is standard colour.
Multiple colours available for identifying specific bundles
*Add — "FR" for UL94V-2 rated material, after colour choice.
Contact your Regional Sales Office for availability and delivery.

Two mounting bases designed for use with hook and loop fasteners



Cat. No.	Description	Screw Size	Max. Tie Width Accom.	Std. Pkg.
Nylon 6.6 Mounting Bases				
TC368	2 in. x 2 in. Screw Mounted	#8	0.75/19.05	500
TC368A	2 in. x 2 in. Adhesive Mounted			

-40°F/-40°C to 176°F/80°C
Natural nylon colour.

Material Selection Ordering Guide

Physical Properties of Cable Tie Materials

TABLE 2

		Natural 66 Nylon	Weather Resistant 66 Nylon	Heat Stabilized Natural 66 Nylon	Flame Retardant 66 Nylon	Weatherable Acetal	Weather Resistant Nylon 12	Weather Resistant Polypropylene	Radiation Resistant Fluoropolymer	Halar® (2)	Stainless Steel
Physical Properties of Ty-Rap® Cable Tie Materials											
Tensile Strength (Yield)											
@ 73°F (Dry-As-Molded) (1)	psi	12,000	12,000	12,000	11,000	10,000	7,500	4,600	6,700	6,600	90,000
Flammability Rating	–	UL94V-2	UL94V-2	UL94V-2	UL94V-0	UL94HB	–	–	UL94V-0	UL94V-0	–
Radiation Resistance	rads	1 x 10 ⁵	1 x 10 ⁵	1 x 10 ⁵	1 x 10 ⁵	1 x 10 ⁵	1 x 10 ⁵	1 x 10 ⁵	2 x 10 ⁸	2 x 10 ⁸	2 x 10 ⁸
Ultraviolet Light Resistance	–	Poor	Good	Poor	Poor	Very Good	Good	Good	Excellent	Excellent	Excellent
Water Absorption (24 hrs)	%	1.3	1.2	1.4	1.4	0.25	0.25	0.1	<.01	<.01	None
Oxygen Index	–	28	28	31	34	21	–	–	30	52	–
Max. Continuous Use Temp.	F / C	185 / 85	185 / 85	221 / 105	185 / 85	185 / 85	176 / 80	185 / 85	338 / 170	284 / 140	1000 / 537
Min. Continuous Use Temp.	F / C	-40 / -40	-40 / -40	-40 / -40	-40 / -40	-40 / -40	-40 / -40	-40 / -40	-76 / -60	-50 / -46	-112 /
Colour	–	Natural	Black	Green tint	White	Black	Black	Black	Aqua	Maroon	Stainless

(1) ASTM D638-878 except stainless steel which is ASTM E8
 (2) Halar® is a trademark of Solvay Solexis, Inc.

Flammability ratings for selecting Ty-Rap® cable ties

Note: These tests for flammability of plastic material are intended to serve as a preliminary indication of acceptability with respect to flammability for particular applications.

UL 94 vertical burn test procedures

Test specimens of the material, with dimensions 5 in. x 1/2 in., with the thickness intended for use in the end product, are tested in both the manufactured condition and in the aged state. The test requires that the specimen be supported in a vertical fixture and a precisely controlled flame applied for a 10 second period. The flame is removed and the duration of flaming is noted. If the flame extinguishes, a second exposure to flame for 10 seconds is applied and duration of flaming is again noted. It is observed and recorded whether or not test specimens drip flaming particles that ignite a cotton swatch.

Materials classed V-0

- A material classed V-0 shall:
- A. Not have any specimens that burn with flaming combustion for more than 10 seconds after either application of the test flame.
 - B. Not have a total flaming combustion time exceeding 50 seconds for the 10 flame applications for each set of five specimens.
 - C. Not have any specimens that burn with flaming or glowing combustion up to the holding fixture.
 - D. Not have any specimens that drip flaming particles that ignite the dry absorbent surgical cotton located 12 in. below the test specimen.
 - E. Not have any specimens with glowing combustion that persists for more than 30 seconds after the second removal of the test flame.

Materials classed V-1

- A material classed V-1 shall:
- A. Not have any specimens that burn with flaming combustion for more than 30 seconds after either application of the test flame.
 - B. Not have a total flaming combustion time exceeding 250 seconds for the 10 flame applications for each set of five specimens.
 - C. Not have any specimens that burn with flaming or glowing combustion up to the holding fixture.
 - D. Not have any specimens that drip flaming particles that ignite the dry absorbent surgical cotton located 12 in. below the test specimen.
 - E. Not have any specimens with glowing combustion that persists for more than 60 seconds after the second removal of the test flame.

Materials classed V-2

- A material classed V-2 shall:
- A. Not have any specimens that burn with flaming combustion for more than 30 seconds after either application of the test flame.
 - B. Not have a total flaming combustion time exceeding 250 seconds for the 10 flame applications for each set of five specimens.
 - C. Not have any specimens that burn with flaming or glowing combustion up to the holding fixture.
 - D. Be permitted to have specimens that drip flaming particles that burn only briefly, some of which ignite the dry absorbent surgical cotton placed 12 in. below the test specimen.
 - E. Not have any specimens with glowing combustion that persists for more than 60 seconds after the second removal of the test flame.

Material Selection Ordering Guide

Chemical Resistance Chart (cont'd)

Table 3 shows the resistance of Ty-Rap® cable tie materials to various chemicals. The table is designed to help you determine the cable tie

material best suited for a particular chemical environment.

TABLE 3

Reagents	Concentration	Heat-Stabilized 6/6 Nylon as Used in TYH Series	Halar [†] as Used in TYV Series	Weatherable Acetal as Used in TYD Series	Standard 6/6 Nylon as Used in TY Series	6/6 Weather-Resistant Nylon as Used in TY Series	6/6 Fire-Retardant Nylon as Used in TY Series	Weather Resistant Nylon as Used in TYH Series	Polypropylene as Used in TYP Series	Weather Resistant Polypropylene as Used in TYP Series	Fluoro-polymer as Used in TYZ Series	Stainless Steel as Used in TYS Series
Resistance of Available Materials to Various Chemicals Temp 20°C (70°F)												
Arsenic Acid	40%	–	–	–	–	–	–	–	E	E	–	E
Acetaldehyde	50%	S	–	–	S	S	S	–	–	–	–	–
Acetone	100%	E	E	F	E	E	E	E	E	E	E	E
Aluminum Hydroxide	AQ	–	E	–	–	–	–	–	E	E	E	E
Ammonia	100%	–	E	–	–	–	–	E	E	E	E	–
Ammonium Carbonate	5%	S	E	–	S	S	S	E	E	E	E	E
Ammonium Hydroxide	10%	E	E	F	E	E	E	–	E	E	E	E
Ammonium Nitrate	–	–	E	–	–	–	–	E	E	E	E	E
Ammonium Sulfate	10%	–	E	–	–	–	–	S	S	S	S	S
Barium Carbonate	100%	–	E	–	–	–	–	E	E	E	E	E
Barium Chloride	5%	NR	–	–	NR	NR	NR	E	E	E	E	E
Barium Sulfate	10%	E	–	–	E	E	E	E	E	E	E	E
Barium Sulfide	10%	S	–	–	S	S	S	E	E	E	E	E
Benzene	100%	E	E	F	E	E	E	E	S	S	E	E
Benzoic Acid	100%	NR	E	–	NR	NR	NR	E	E	E	E	E
Butyric Acid	50%	NR	E	–	NR	NR	NR	–	E	E	E	E
Calcium Carbonate	AQ	–	E	–	–	–	–	–	E	E	E	E
Calcium Hydroxide	20%	–	F	E	–	–	–	–	E	E	E	E
Calcium Hydrochlorite	2%	NR	–	–	NR	NR	NR	–	F	F	F	F
Calcium Sulfate	2%	–	E	–	–	–	–	–	E	E	E	E
Carbon Tetrachloride	100%	E	E	E	E	E	E	E	F	F	E	E
Chlorine (WET)	–	NR	–	–	NR	NR	NR	–	F	F	F	F
Chlorine (DRY)	–	NR	–	–	NR	NR	NR	–	NR	NR	F	F
Chloroacetic Acid	30%	NR	–	–	NR	NR	NR	–	–	–	F	F
Chloroform	100%	–	E	–	–	–	–	F	F	F	E	E
Chromic Acid	50%	NR	S	–	NR	NR	NR	–	F	F	F	F
Citric Acid	50%	S	E	E	S	S	S	E	E	E	E	E
Copper Cyanide	10%	–	E	–	–	–	–	–	E	E	E	E
Copper Nitrate	50%	–	E	–	–	–	–	–	E	E	E	E
Cider	–	–	E	–	–	–	–	–	E	E	E	E
Dichloroethane	100%	–	E	–	–	–	–	–	–	–	E	E
Diethyl Ether	100%	–	E	S	–	–	–	E	E	E	E	E
Ethyl Alcohol	100%	S	E	–	S	S	S	E	E	E	E	E

† Halar® Trademark of Solvay Solexis, Inc.

Ratings

E = Excellent

S = Satisfactory

F = Fair

NR = Not Recommended

(AQ = Aqueous)

Material Selection Ordering Guide

Chemical Resistance Chart (cont'd)

TABLE 3 (con't)

Reagents	Concentration	Heat-Stabilized 6/6 Nylon as Used in TYH Series	Halar [†] as Used in TYV Series	Weatherable Acetal as Used in TYD Series	Standard 6/6 Nylon as Used in TY Series	6/6 Weather-Resistant Nylon as Used in TY Series	6/6 Fire-Retardant Nylon as Used in TY Series	Weather Resistant Nylon as Used in TYH Series	Polypropylene as Used in TYP Series	Weather Resistant Polypropylene as Used in TYP Series	Fluoro-polymer as Used in TYZ Series	Stainless Steel as Used in TYS Series
Resistance of Available Materials to Various Chemicals Temp 20°C (70°F)												
Ethyl Chloride	100%	–	S	E	–	–	–	F	F	F	E	E
Ethylene Glycol	100%	E	E	S	E	E	E	–	E	E	E	E
Ferric Hydroxide	100%	–	E	–	–	–	–	–	E	E	E	E
Ferric Nitrate	10%	–	E	–	–	–	–	–	E	E	E	E
Ferrous Sulfate	10%	–	E	–	–	–	–	–	E	E	E	E
Fuel Oil	100%	–	E	–	–	–	–	E	–	–	E	E
Furfural	100%	–	E	–	–	–	–	–	F	F	E	E
Gallic Acid	AQ	–	E	–	–	–	–	–	–	–	E	E
Gasoline	100%	E	E	–	E	E	E	–	S	S	E	E
Glycerine	100%	–	E	–	–	–	–	E	E	E	–	E
Hydrocyanic Acid	100%	–	E	–	–	–	–	–	E	E	E	E
Hydrogen Peroxide	30%	NR	E	F	NR	NR	NR	S	E	E	E	E
Hydrogen Sulfide	Dry	NR	E	–	NR	NR	NR	E	E	E	E	E
Iodoform	100%	–	E	–	–	–	–	–	–	–	E	E
Isopropyl Alcohol	100%	S	E	–	S	S	S	E	E	E	E	E
Jet Fuel	100%	E	E	–	E	E	E	–	S	S	E	E
Lactic Acid	10%	E	E	–	E	E	E	S	E	E	E	E
Lanolin	10%	E	E	–	E	E	E	E	E	E	E	E
Lead Acetate	5%	–	E	–	–	–	–	–	E	E	E	E
Linseed Oil	10%	E	E	E	E	E	E	E	E	E	E	E
Magnesium Carbonate	100%	–	E	–	–	–	–	E	E	E	E	E
Magnesium Chloride	10%	F	–	–	F	F	F	F	F	F	F	F
Magnesium Nitrate	100%	–	E	–	–	–	–	E	E	E	E	E
Malic Acid	AQ	–	E	–	–	–	–	–	E	E	E	E
Mercury	100%	–	E	–	–	–	–	E	E	E	E	E
Methyl Alcohol	100%	S	E	–	S	S	S	E	E	E	E	E
Methyl Chloride	100%	–	S	–	–	–	–	–	S	S	E	E
Methyl Ethyl Ketone	100%	–	E	F	–	–	–	E	E	E	E	E
Naptha	100%	–	E	–	–	–	–	–	E	E	E	E
Nitric Acid	30%	NR	E	NR	NR	NR	NR	–	E	E	E	E
Nitric Acid	30%-70%	NR	S	NR	NR	NR	NR	–	F	F	S	E
Nitrous Acid	5%	–	E	–	–	–	–	–	F	F	E	E
Oleic Acid	100%	–	E	S	–	–	–	–	E	E	E	E
Oxalic Acid	10%	–	E	–	–	–	–	S	E	E	E	E
Paraffin	100%	E	E	–	E	E	E	E	E	E	E	E
Petroleum Ether	100%	–	E	–	–	–	–	E	F	F	E	E
Phenol	90%	NR	E	NR	NR	NR	NR	–	E	E	E	E
Phosphoric Acid	10%	NR	E	–	NR	NR	NR	–	E	E	E	E
Picric Acid	1%	–	E	–	–	–	–	–	E	E	E	E
Potassium Bromide	AQ	–	–	–	–	–	–	–	S	S	S	S

† Halar® Trademark of Solvay Solexis, Inc.

Ratings

E = Excellent

S = Satisfactory

F = Fair

NR = Not Recommended

(AQ) = Aqueous

Material Selection Ordering Guide

Chemical Resistance Chart (cont'd)

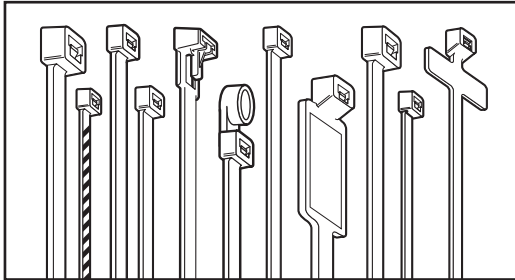
TABLE 3 (con't)

Reagents	Concentration	Heat-Stabilized 6/6 Nylon as Used in TYH Series	Halar [†] as Used in TYV Series	Weatherable Acetal as Used in TYD Series	Standard 6/6 Nylon as Used in TY Series	6/6 Weather-Resistant Nylon as Used in TY Series	6/6 Fire-Retardant Nylon as Used in TY Series	Weather Resistant Nylon as Used in TYH Series	Polypropylene as Used in TYP Series	Weather Resistant Polypropylene as Used in TYP Series	Fluoro-polymer as Used in TYZ Series	Stainless Steel as Used in TYS Series
Resistance of Available Materials to Various Chemicals Temp 20°C (70°F)												
Potassium Carbonate	–	E	–	–	–	–	–	E	E	E	E	–
Potassium Chlorate	AQ	–	E	–	–	–	–	S	E	E	E	E
Potassium Dichromate	40%	NR	E	–	NR	NR	NR	F	E	E	E	E
Potassium Ferrocyanide	25%	–	E	–	–	–	–	–	E	E	E	E
Potassium Hydroxide	5%	S	E	–	S	S	S	–	E	E	E	E
Potassium Iodide	100%	–	E	–	–	–	–	E	E	E	E	E
Potassium Nitrate	50%	F	E	–	F	F	F	E	E	E	E	E
Potassium Permanganate	5%	NR	E	S	NR	NR	NR	NR	E	E	E	E
Potassium Sulfate	5%	–	E	–	–	–	–	E	E	E	E	E
Potassium Sulfide	AQ	–	E	–	–	–	–	–	E	E	E	E
Propyl Alcohol	100%	E	E	–	E	E	E	–	E	E	E	E
Silver Nitrate	10%	–	E	–	–	–	–	E	E	E	E	E
Sodium Acetate	60%	E	E	–	E	E	E	–	E	E	E	E
Sodium Bicarbonate	100%	E	E	–	E	E	E	E	E	E	E	E
Sodium Bisulfate	10%	–	E	E	–	–	–	E	E	E	E	E
Sodium Borate	100%	–	E	–	–	–	–	–	E	E	E	E
Sodium Carbonate	5%	E	E	S	E	E	E	E	E	E	E	E
Sodium Chlorate	25%	–	E	E	–	–	–	S	E	E	E	E
Sodium Chloride	2%	E	E	S	E	E	E	E	E	E	E	E
Sodium Fluoride	5%	–	–	–	–	–	–	–	F	F	F	F
Sodium Hydroxide	10%	E	E	S	E	E	E	E	E	E	E	E
Sodium Hyposulfite	AQ	–	E	–	–	–	–	–	–	–	E	E
Sodium Nitrate	5%	E	E	–	E	E	E	E	E	E	E	E
Sodium Nitrite	AQ	–	E	–	–	–	–	S	E	E	E	E
Sodium Perchlorate	10%	–	E	–	–	–	–	–	–	–	E	E
Sodium Phosphate	5%	–	E	–	–	–	–	E	E	E	E	E
Sodium Sulfate	5%	S	E	–	S	E	E	E	E	E	E	E
Sodium Thiosulfate	5%	–	–	S	–	–	–	S	S	S	S	S
Stearic Acid	100%	–	E	–	–	–	–	F	E	E	E	E
Sulfur	100%	–	E	–	–	–	–	E	E	E	E	E
Sulfur Dioxide	100%	NR	E	–	NR	NR	NR	E	E	E	E	E
Sulfuric Acid	Conc.	NR	E	NR	NR	NR	NR	–	S	S	E	E
Sulfuric Acid	5%	NR	F	F	NR	NR	NR	F	F	F	F	F
Tannic Acid	10%	–	E	–	–	–	–	–	E	E	E	E
Tartaric Acid	50%	–	E	E	–	–	–	E	E	E	E	E
Tetrahydrofuran	100%	–	F	E	–	–	–	S	F	F	E	E
Toluene	100%	E	E	F	E	E	E	E	F	F	E	E
Xylene	100%	E	–	–	E	E	E	E	F	F	E	E
Zinc Chloride	70%	F	E	NR	F	F	F	E	E	E	E	E
Zinc Nitrate	AQ	–	E	–	–	–	–	E	E	E	E	E
Zinc Sulfate	AQ	–	E	–	–	–	–	E	E	E	E	E

[†] Halar® Trademark of Solvay Solexis, Inc.

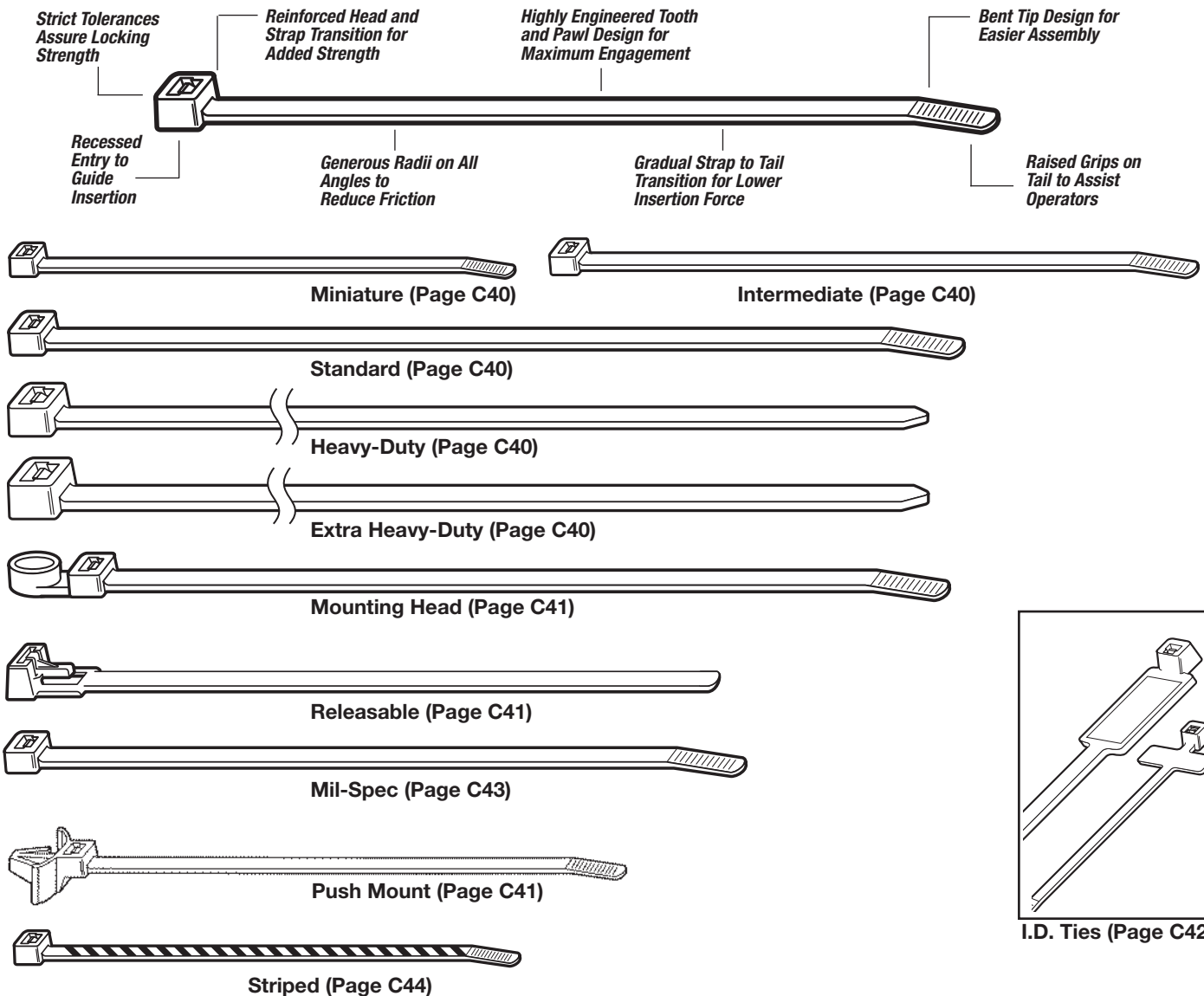
Ratings
E = Excellent
S = Satisfactory
F = Fair
NR = Not Recommended
(AQ) = Aqueous

Cable Ties



- Miniature
- Heavy Duty
- Intermediate
- Extra Heavy Duty
- Standard
- Releasable Ties
- Mounted Head
- Striped Ties
- Restricted Bundle
- Identification Ties
- Mil-Spec Ties

Catamount® Cable Ties are available in lengths from 4 in. to our exclusive 48 in. strap. Cable Ties will satisfy bundling requirements from 1/16 in. to 15 in. and loop tensile strengths from 18 to 175 pounds. Cable Ties are stocked in materials and colours as listed. Contact your Regional Sales Office for availability in special colours. Where applicable, Catamount® Cable Ties are UL Recognized, Mil-Spec Approved and/or QPL Listed. State-of-the-art robotic and raw material handling equipment assures product and material integrity throughout the manufacturing process. Overall quality is achieved through statistical analysis and quality driven operator objectives. Catamount® has attained Mil-Spec I-45208 quality ratings from a number of equipment manufacturers. Catamount® products are sold through stocking T&B® Distributors.



Cable Ties

Catalogue Number Construction

L **4** **18** **HS** **-** **9** **M**

Product Prefix
P - Plain Bagged Cable Ties
L - Cable Ties

Length
18 lb.
30 lb.
40 lb.
50 lb.
120 lb.
175 lb.
250 lb.

Tensile Strength

Type of Product
 Nylon 66 - Leave Blank
 Heat Stabilized - HS
 (Black and Natural Colour Only)
 Fluorescent - FL
 Mounting Head - MH
 Pushmount - PM
 Pushmount Releasable - PMR
 Releasable - R
 Restricted Bundle - TB
 Identification - ID

Colour
 See Colour Table

Quantity
Q - 25 pack
L - 50 pack
C - 100 pack
D - 500 pack
M - 1,000 pack

MP **NY** **-** **750** **-** **9** **C**

Material
 Nylon
TZ - Fluoropolymer
PV - PVC
PE - Polyethylene
FR - Flame Retardant
TL - Teflon

Size / #
 .75"

Colour
 See Colour Table

Quantity
Q - 25 pack
L - 50 pack
C - 100 pack
D - 500 pack
M - 1,000 pack

- Product Prefix**
- MP** - Mounting Pad
 - ID** - Identification
 - S#** - Strapping Thickness
 - MC** - Mounting Cradle
 - PM** - Push Mounts
 - SM** - Screw Mounts
 - N#** - Plain-Edged Cable Clamps / Width
 - W#** - Self-Aligning Cable Clamps / Dia.
 - UL** - Adjustable Cable Clamps
 - GG** - Gator Grip
 - FA** - Flat Adhesive Clip
 - FS** - Flat Screw Clip
 - FR** - Flat Rubber Adhesive Clip
 - MS** - Snap Mount
 - RA** - Round Adhesive Clip
 - SR** - Spiral Wrap
 - GS** - Grommeting
 - GR** - Extruded Grommeting
 - GRU** - Extruded Grommeting Uncut

Colour Table	
0 - Black (Weather-Resistant)	7 - Purple
1 - Brown	8 - Grey
2 - Red	9 - Natural
3 - Orange	11 - Fluorescent Pink
4 - Yellow	16 - Fluorescent Orange
5 - Green	17 - Fluorescent Yellow
6 - Blue	18 - Fluorescent Green
	20 - Fluorescent Blue

Cable Ties

Property	ASTM Method	Test Condition	Units	Molded 6/6 Nylon	Heat Stabilized Nylon	UV Black Nylon
Materials for Molded Assembly Hardware						
Tensile Strength	D638	+73°F; 50% RH	kpsi	11.2	11.2	9.0
Elongation at Break	D638	+73°F; 50% RH	%	Z300	Z300	200
Yield Strength	D638	+73°F; 50% RH	kpsi	8.5	8.5	9.0
Shear Strength	D732	Dry As Molded (DAM)	kpsi	9.6	9.6	10.5
Deformation Under Load	D621	2,000 psi +122°F; DAM	%	1.4	1.4	1.2
IZOD Impact	D256	+73°F; 50% RH	ft. lb./in.	2.1	2.1	2.0
Tensile Impact Strength	D1822	+73°F; Long Specimen; DAM	ft. lb./in. ²	240	240	N.R.
Melting Point	D789	Fisher-Johns	°F	491	491	491
Thermal Linear Expansion	D696	DAM	in./in./°F	4 x 10 ⁻⁵	4 x 10 ⁻⁵	N.R.
Thermal Conductivity	—	DAM Conche-Fitch	BTU - in/h . ft ² . °F	1.7	1.7	1.7
Brittleness Temperature	D746	50% RH	°F	-85	-85	-62
Oxygen Index	D2863	DAM 50% RH	%O ₂	28 31	28 31	25 31
UL Flammability	UL 94	DAM 50% RH	— —	V-2 V-2	V-2 V-2	V-2 V-2

- Material data as provided by our suppliers
- N.R. = Not Reported
- Tests conducted on 1/4 in. specimens

About Nylon...

Nylons possess an outstanding balance of properties combining strength, moderate stiffness, high service temperature and a high level of toughness. Nylon is particularly resistant to repeated impact, has a low co-efficient of friction and excellent abrasion resistance.

Nylon is resistant to fuels, lubricants and most chemicals, but is attacked by phenols, strong acids and oxidizing agents. Contact your Regional Sales Office for chemical data relative to your application.

Nylon is inherently susceptible to environmental conditions. Catamount® Cable Ties are moisturized to optimum performance levels at machine-side and should be stored in cool dry areas out of direct sunlight. Cable Ties are packaged in plastic bags to contain moisture and should remain sealed until ready for use.

Sample Thickness (in.)	UL Flammability	Energy Source	Specific Optical Density	
			at Maximum Smoke Accumulation	at 2 Minutes
NBS Smoke Generation for 6/6 Nylon				
1/16	94 V-2	Radiant (2.5 watts/sq cm)	13	0
1/8	94 V-2	Radiant Plus Flaming Gas Jets	26	1

Results as provided by National Bureau of Standards (NBS). Results may not be directly correlated with larger fires, such as burning buildings. Materials should be tested to your application.

Material	Minimum Thickness (in.)	Temperature Index		Hot Wire Ignition (sec)
		Electrical (°C)	Mechanical w/o Impact (°C)	
Temperature Index for Molded Nylons				
6/6 Nylon	0.580	1.25	85	15.0
UV Black Nylon	0.120	1.25	85	35.0
Heat Stabilized Nylon	0.120	1.30	110	20.0

Temperature Index is the temperature at which the specific property will decrease to one-half its original value after 60,000 hours exposure at that temperature.

Cable Ties

Catamount® Ties and Terminals fit the needs of general-purpose fastening and wire terminations. Installers quickly discover that Catamount® products offer durable and value-priced cable bundling for a variety of commercial and residential construction applications. Electricians can also take advantage of other benefits in stocking Catamount® products in their toolboxes, such as more terminals per bag in most popular sizes than leading comparable brands.

Catamount® Ties and Terminals are offered in a wide range of sizes, styles and colours and meet listing requirements for most electrical termination and fastening projects. A choice of matching tools are also offered to provide quick and reliable installations.



Cat. No.	Length (in.)	Max. Bundle Dia. (in.)	Colour	Std. Pkg.
Miniature — Series 18				
L-4-18-9-C	4.0	5/8	Natural	100
L-4-18-0-C			Black	
L-6-18-9-C	6.4	1-1/2	Natural	
L-6-18-0-C			Black	
L-8-18-9-C	8.0	2	Natural	
L-8-18-0-C			Black	

Bulk packages available. Contact your Regional Sales Office.
Use QC-100, L-200, L-400-C or ERG-50 Installation Tools.



Cat. No.	Length (in.)	Max. Bundle Dia. (in.)	Colour	Std. Pkg.
Standard — Series 50				
L-5-50-9-C	5.5	1	Natural	100
L-5-50-0-C			Black	
L-7-50-9-C	7.5	1-3/4	Natural	
L-7-50-0-C			Black	
L-11-50-9-C	11.1	3	Natural	
L-11-50-0-C			Black	
L-14-50-9-C	14.1	4	Natural	
L-14-50-0-C			Black	

Bulk packages available. Contact your Regional Sales Office.
Use QC-100, L-200, L-400-C or ERG-50 Installation Tools.



Cat. No.	Length (in.)	Max. Bundle Dia. (in.)	Colour	Std. Pkg.
Extra Heavy-Duty — Series 175				
L-24-175-9-L	24.00	7.2	Natural	50
L-24-175-0-L			Black	
L-34-175-9-L	34.0	10	Natural	
L-36-175-0-L			Black	
L-41-175-9-L	41.0	12	Natural	
L-41-175-0-L			Black	
L-48-175-9-L	48.0	15	Natural	
L-48-175-0-L			Black	

Use L-300C or ERG-120 Installation Tools.



Cat. No.	Length (in.)	Max. Bundle Dia. (in.)	Colour	Std. Pkg.
Intermediate — Series 30				
L-5-30-9-C	5.6	1-1/4	Natural	100
L-5-30-0-C			Black	
L-8-40-9-C	8.5	2	Natural	
L-8-40-0-C			Black	
L-11-40-9-C	11.5	3	Natural	
L-11-40-0-C			Black	
L-14-40-9-C	14.5	4	Natural	
L-14-40-0-C			Black	

Bulk packages available. Contact your Regional Sales Office.
Use QC-100, L-200, L-400-C or ERG-50 Installation Tools.



Cat. No.	Length (in.)	Max. Bundle Dia. (in.)	Colour	Std. Pkg.
Heavy-Duty — Series 120				
L-8-120-9-C	8.0	2	Natural	100
L-8-120-0-C			Black	
L-11-120-9-C	11.1	3	Natural	
L-11-120-0-C			Black	
L-14-120-9-C	14.2	4	Natural	
L-14-120-0-C			Black	
L-18-120-9-L	18.0	4-7/8	Natural	50
L-18-120-0-L			Black	
L-24-120-9-L	24.2	7	Natural	
L-24-120-0-L			Black	
L-28-120-9-L	28.0	8	Natural	
L-28-120-0-L			Black	

Use L-300C or ERG-120 Installation Tools.

Sample Catalogue Order:

Length: L 4 18 9 C
Colour: 9 C
Tensile Strength: 4
Quantity: 18

4 in. Length, 18 lb. Tensile Strength, Natural Colour, 100-Pack Quantity

Colour Table

- | | | |
|--------------------------|-------------|-------------------------|
| 0 – Black (UV Resistant) | 5 – Green | 11 – Fluorescent Pink |
| 1 – Brown | 6 – Blue | 16 – Fluorescent Orange |
| 2 – Red | 7 – Purple | 17 – Fluorescent Yellow |
| 3 – Orange | 8 – Grey | 18 – Fluorescent Green |
| 4 – Yellow | 9 – Natural | 20 – Fluorescent Blue |

Cable Ties



Cat. No.	Length (in.)	Max. Bundle Dia. (in.)	Colour	Std. Pkg.
Releasable Ties				
L-5-50R-9-C	5.90	1-1/4	Natural	100
L-5-50R-0-C			Black	
L-8-50R-9-C	7.80	2	Natural	
L-8-50R-0-C			Black	
L-10-50R-9-C	11.27	3	Natural	
L-10-50R-0-C			Black	

Bulk packages available.
Contact your Regional Sales Office.
Push button release.



Cat. No.	Length (in.)	Mounting Hole	Max. Panel Thickness	Max. Bundle Dia. (in.)	Colour	Std. Pkg.
Push Mount Cable Ties						
L-5-50PM-9-C	5.80	0.250	0.105	1	Natural	100
L-5-50PM-0-C					Black	
L-7-50PM-9-C	8.20			1-3/4	Natural	
L-7-50PM-0-C					Black	

Bulk packages available. Contact your Regional Sales Office. Use QC-100, L-200 or L-400-C Installation Tools.
Black shown.



Cat. No.	Length (in.)	Max. Bundle Dia. (in.)	Width (in.)	Min. Loop Tensile	Mounting Head Screw Size	Colour	Std. Pkg.
Mounting Head Ties							
L-5-30MH-9-C	5.85	1-1/4	0.140	30	No. 8	Natural	100
L-5-30MH-0-C						Black	
L-7-50MH-9-C	7.50	1-3/4	0.185	50	No. 10	Natural	
L-7-50MH-0-C						Black	
L-11-50MH-9-C	11.10	3	0.187	120	1/4 in.	Natural	
L-11-50MH-0-C						Black	
L-14-50MH-9-C	14.50	4	0.300			Natural	
L-14-50MH-0-C						Black	
L-14-120MH-9-C	14.85					Natural	
L-14-120MH-0-C						Black	


Bulk packages available. Contact your Regional Sales Office. Use QC-100, L-200, L-400-C, ERG-120 or ERG-50 Installation Tools.



Cat. No.	Length (in.)	Mounting Hole	Max. Panel Thickness	Max. Bundle Dia. (in.)	Colour	Std. Pkg.
Releasable Push Mount Cable Ties						
L-5-50PMR-9-C	5.80	0.250	0.105	1	Natural	100
L-5-50PMR-0-C					Black	
L-7-50PMR-9-C	8.20			1-3/4	Natural	
L-7-50PMR-0-C					Black	

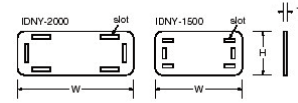
Bulk packages available. Contact your Regional Sales Office. Use QC-100, L-200 or L-400-C Installation Tools.

Cable Ties



Cat. No.	Length (in.)	Max. Bundle Dia. (in.)	Colour	Std. Pkg.
Identification Ties				
L-7-50ID-9-C	7.875	1-3/4	Natural	100
L-4-18ID-9-C	4.0	3/4	Natural	

Bulk packages available. Contact your Regional Sales Office.
Use QC-100, L-200, L-400-C or ERG-50 Installation Tools.



Cat. No.	Width (in.)	Height (in.)	Slot Height (in.)	Slot Width (in.)	Colour	Std. Pkg.
Identification Tags						
IDNY-1500-9-M	1.5	0.745	0.090	0.200	Natural	100
IDNY-2000-9-M	2.0		0.113	0.336	Natural	



- 3/4 in. and 1-1/8 in. mounts for use with 18# through 50# tensile cable ties
- Supplied on rubber-based or acrylic closed cell foam adhesive or with no adhesive for #6 screw mount applications
- Available in 6.6 Natural Nylon and 6.6 Black Nylon
- UL Flammability 94 V-2 (clip)

Cat. No.	Mount Method	Colour
Cable Tie Mounting Bases		
3/4 in. Class		
MPNY-750-9-C	Synthetic Rubber Adhesive	Natural
MPNY-750-0-C	Synthetic Rubber Adhesive	Black
MPNY-750A-9-C	Acrylic Adhesive	Natural
MPNY-750A-0-C	Acrylic Adhesive	Black
MPNY-750S-9-C	#6 Screw	Natural
MPNY-750S-0-C	#6 Screw	Black
1 in. Class		
MPNY-1000-9-C	Synthetic Rubber Adhesive	Natural Nylon
MPNY-1000-0-C	Synthetic Rubber Adhesive	Black Nylon
MPNY-1000A-9-C	Acrylic Adhesive	Natural Nylon
MPNY-1000A-0-C	Acrylic Adhesive	Black Nylon
MPNY-1000S-9-C	#6 Screw	Natural Nylon
MPNY-1000S-0-C	#6 Screw	Black Nylon

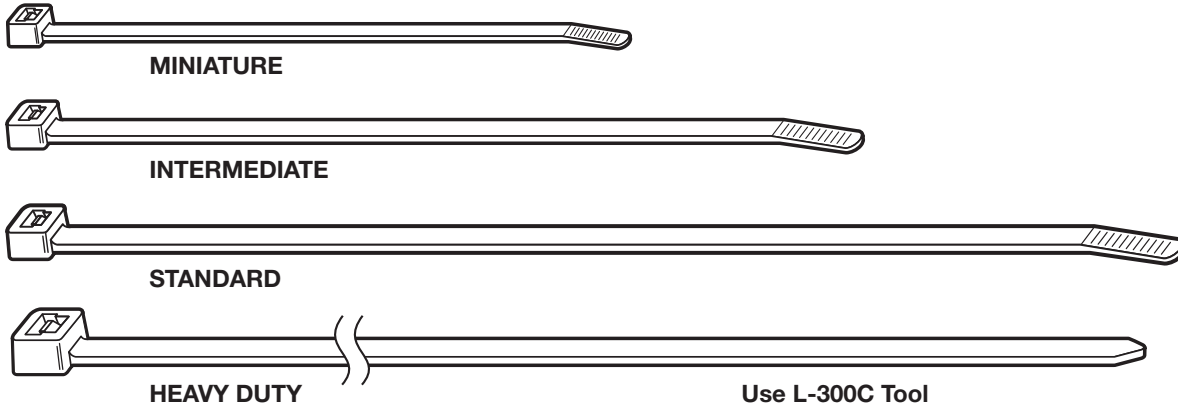
For use with 18–50 lb. Cable Ties.

- Mounting Surface should be cleaned with alcohol based (IPA) cleaner before application
- Acrylic Based may be repositioned initially. Allow 24–72 hours setup for maximum performance with Acrylic Based adhesives
- For Rubber Based, allow 15 minutes setup for maximum performance

Cable Ties

Catamount® Military Specification Ties

The following cable ties meet the stringent requirements of military specifications. To locate ties that meet a particular specification, refer to the chart below.



Cat. No.		Mil-Spec	Material	ID Code	Tool Setting	Std. Pkg.	Bulk Pkg.
Mil-Spec Cable Ties							
L-14-50-9-C	L-14-50-9-D	MS-3367-2-9	Natural Nylon	STD	6 to 8	100	500
L-14-50-0-C	L-14-50-0-D	MS-3367-2-0	UV Black Nylon	STD	6 to 8	100	500
L-14-120-9-C	-	MS-3367-3-9	Natural Nylon	HVY	5 to 8	100	-
L-14-120-0-C	-	MS-3367-3-0	UV Black Nylon	STD	6 to 8	100	-
L-4-18-9-C	-	MS-3367-4-9	Natural Nylon	MIN	1 to 3	100	-
L-4-18-0-C	-	MS-3367-4-0	UV Black Nylon	MIN	1 to 3	100	-
L-5-30-9-C	-	MS-3367-5-9	Natural Nylon	INT	3 to 5	100	-
L-5-30-0-C	-	MS-3367-5-0	UV Black Nylon	INT	3 to 5	100	-
L-11-50-9-C	L-11-50-9-D	MS-3367-7-9	Natural Nylon	STD	6 to 8	100	500
L-11-50-0-C	L-11-50-0-D	MS-3367-7-0	UV Black Nylon	STD	6 to 8	100	500
L-28-120-9-L	-	MS-3367-6-9	Natural Nylon	HVY	5 to 8	50	-
L-28-120-0-L	-	MS-3367-6-0	UV Black Nylon	HVY	5 to 8	50	-

- Use L-200, L-400-C or ERG-297 Installation Tools
- Catamount® FSCM 54664 QPL Listed

To assure that military labeling requirements are met when ordering MIL-SPEC Cable Ties, please reference the desired MS number when ordering.

Sample Catalogue Order:

L 4 18 9 C = Natural Colour Type

Colour Table

0 – Black (Outdoor)	5 – Green	11 – Fluorescent Pink
1 – Brown	6 – Blue	16 – Fluorescent Orange
2 – Red	7 – Purple	17 – Fluorescent Yellow
3 – Orange	8 – Grey	18 – Fluorescent Green
4 – Yellow	9 – Natural	20 – Fluorescent Blue

Cable Ties



- Striped ties are used to identify wire bundles primarily for P.I.C. and station cable binder marking
- Telecom applications

Cat. No.	Tie Colour	Stripe Colour	Diameter		Length		Width		Loop Tensile		Std. Pkg.
			(in.)	(mm)	(in.)	(mm)	(in.)	(mm)	lb	kg	
Striped Ties											
L-4-18-1/10-L	Brown	White	1/16 - 7/8	2 - 16	4.0	102	0.100	3	18	8.2	50
L-4-18-1/2-L		Red									
L-4-18-1/0-L		Black									
L-4-18-1/4-L		Yellow									
L-4-18-1/7-L		Purple									
L-4-18-3/10-L	Orange	White									
L-4-18-3/2-L		Red									
L-4-18-3/0-L		Black									
L-4-18-3/4-L		Yellow									
L-4-18-3/7-L		Purple									
L-4-18-5/10-L	Green	White									
L-4-18-5/2-L		Red									
L-4-18-5/0-L		Black									
L-4-18-5/4-L		Yellow									
L-4-18-5/7-L		Purple									
L-4-18-6/10-L	Blue	White									
L-4-18-6/2-L		Red									
L-4-18-6/0-L		Black									
L-4-18-6/4-L		Yellow									
L-4-18-6/7-L		Purple									
L-4-18-8/10-L	Grey	White									
L-4-18-8/2-L		Red									
L-4-18-8/0-L		Black									
L-4-18-8/4-L		Yellow									
L-4-18-8/7-L		Purple									

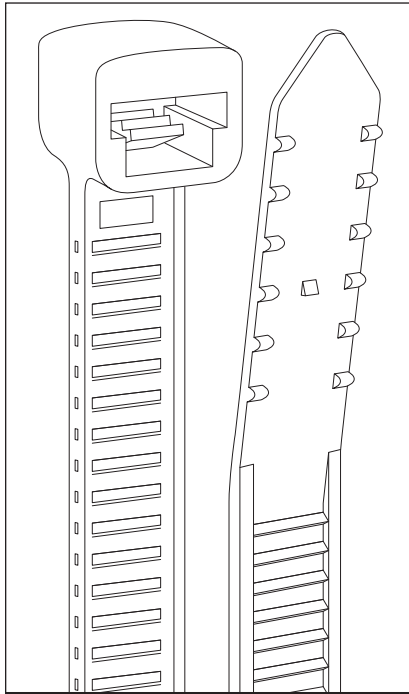
Also available in bulk packages of 1,000.

Use QC-100, L-200, L-400-C, or ERG-299 Installation Tools.

Consult your Regional Sales Office for availability and colours.

Cable Ties

**From one end to the other,
T&B® Cable Ties fit the
needs of OEMs**



- The integrally formed nylon pawl combines low insertion and high locking strength
- A rounded, low-profile head makes for less snags
- Tails have an improved two-sided finger grip design that helps the operator grasp and pull ties snug
- “Sure Grip” tab keeps the tail from popping out while being threaded, then holds it securely for final tightening by hand or tool
- Quick, easy pull through increases productivity, reduces operator fatigue

Designed with OEMs in mind, this new series of competitively priced T&B® cable ties holds down costs and speeds up cable fastening. Our all-nylon design lowers installation costs and provides features to ease fastening for harness fabrication and wire bundling in the manufacturing environment.

T&B® cable ties are made of nylon 6/6 and perform well in most applications in temperatures ranging from 185°F to -40°F. The smooth edges are designed to prevent damage to wire insulation, reducing the opportunity for shorting, and tails are “turned up” for fast assembly. T&B® cable ties come in natural or outdoor weatherable black, and custom colours and options are available.

T&B® cable ties may be fastened with standard Thomas & Betts tying tools. All your favorite Ty-Rap® mounting bases and accessories may be used with T&B® cable ties. For harsh industrial environments, use our “grip of steel®” Ty-Rap® cable ties with the unique stainless steel barb. Ty-Rap® and T&B® cable ties combine to offer the most complete package of cable ties and accessories for the fastening market.

T&B® cable ties come in large poly bags for convenient inventory and easy access at the manufacturing site. Call your local Thomas & Betts distributor today and find out how well T&B® cable ties can fit your needs, from one end to the other.

Cat. No.	Min. Tensile Strength (in./lb)	Military Standard Part No.	Tie Length (in.)	Max. Bundle Diameter (in.)	Width (in.)	Std. Pkg. (pieces)
T&B® Cable Ties						
TY075-18	18	MS3367-4	3.60	0.75	0.095	1,000
TY125-18	18	–	5.34	1.25	0.095	1,000
TY125-40	40	MS3367-5	5.60	1.25	0.140	1,000
TY200-18	18	–	7.75	2.00	0.095	1,000
TY200-40	40	–	8.00	2.00	0.140	1,000
TY200-120	120	–	8.63	2.00	0.299	500
TY300-40	40	–	11.40	3.00	0.140	1,000
TY175-50	50	MS3367-1	7.30	1.75	0.184	1,000
TY300-50	50	MS3367-7	11.40	3.00	0.184	1,000
TY400-50	50	MS3367-2	14.30	4.00	0.184	1,000
TY400-120	120	MS3367-3	14.30	4.00	0.301	500

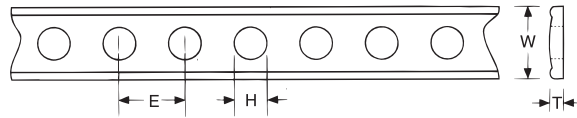
Add suffix (-20) for cosmetic black, non-weatherable material.

Cat. No.	Min. Tensile Strength (in./lb)	Military Standard Part No.	Tie Length (in.)	Max. Bundle Diameter (in.)	Width (in.)	Std. Pkg. (pieces)
Outdoor Weatherable (black)						
TY075-18X	18	–	3.60	0.75	0.095	1,000
TY125-18X	18	–	5.34	1.25	0.095	1,000
TY125-40X	40	–	5.60	1.25	0.140	1,000
TY200-18X	18	–	7.75	2.00	0.095	1,000
TY200-40X	40	–	8.00	2.00	0.140	1,000
TY200-120X	120	–	8.63	2.00	0.299	500
TY300-40X	40	–	11.40	3.00	0.140	1,000
TY175-50X	50	–	7.30	1.75	0.184	1,000
TY300-50X	50	–	11.40	3.00	0.184	1,000
TY400-50X	50	–	14.30	4.00	0.184	1,000
TY400-120X	120	–	14.30	4.00	0.301	500

Cable Ties



- Extruded in 5 widths with 8 mounting hole diameters for use with a variety of standard and custom fasteners
- Extrusion grade Black Nylon
- Hole spacing allows for greater flexibility in meeting bundle diameter requirements
- Strapping provides a wide range of tensile strengths depending on mounting method (S2NY-096-0 tested at 50 lb. with BTNY-096)
- Non-Conductive, Non Corrosive; resistant to fuels, lubricants and most chemicals



Cat. No.	Width - W		Thickness - T		Hole - H		Spacing - E		Quantity
	(in.)	(mm)	(in.)	(mm)	(in.)	(mm)	(in.)	(mm)	
Strapping									
S2NY-096-0-C	0.281	7.13	0.32	0.813	0.096	2.44	0.187	4.75	100 foot rolls
S4NY-128-0-C					0.128	3.25	0.312	7.92	
S4NY-140-0-C	0.375	9.52	0.40	1.02	0.140	3.56	0.312	7.92	
S4NY-167-0-C					0.167	4.24	0.312	7.92	
S4NY-167X-0-C					0.167	4.24	0.218	5.54	
S6NY-000-0-C	0.500	12.70	0.60	1.52	N/A	N/A	N/A	N/A	
S6NY-167-0-C					0.167	4.24	0.390	9.90	
S6NY-203-0-C					0.203	5.16	0.390	9.90	
S6NY-203X-0-C					0.203	5.16	0.281	7.14	
S7NY-265-0-C	0.625	15.87	0.70	1.78	0.265	6.73	0.500	12.70	
S7NY-265X-0-C					0.265	6.73	0.375	9.52	
S7NY-281-0-C					0.281	7.14	0.500	12.70	
S9NY-000-0-C	0.875	22.22	0.70	1.78	N/A	N/A	N/A	N/A	
S9NY-203-0-C					0.203	5.16	0.500	12.70	
S9NY-265-0-C					0.265	6.73	0.500	12.70	
S9NY-390-0-C					0.390	9.90	0.625	15.87	

Cat. No.	Strap-Tite Buckle	Mounting Tab	Mounting Cradle	Stud Buttons	Machine Screw
Strapping Accessories Reference					
S2NY-096-0-C	N/A	M4NY-203-0-D	C4NY-203-0-D	BTNY-096-0-D	#2
S4NY-128-0-C				#5	
S4NY-140-0-C				#6	
S4NY-167-0-C	B4NY-167-0-D			BTNY-167-0-D	#8
S4NY-167X-0-C				#8	
S6NY-000-0-C	N/A	M6NY-265-0-D		N/A	N/A
S6NY-167-0-C				#8	
S6NY-203-0-C	B6NY-203-0-D			BTNY-203-0-D	#10
S6NY-203X-0-C				#10	
S7NY-265-0-C	B7NY-265-0-D	M7NY-328-0-D	N/A	BTNY-265-0-D	1/4
S7NY-265X-0-C				1/4	
S7NY-281-0-C				N/A	1/4
S9NY-203-0-C	N/A	N/A		BTNY-203-0-D	#10
S9NY-265-0-C				BTNY-265-0-D	1/4
S9NY-390-0-C				N/A	3/8

Cable Ties



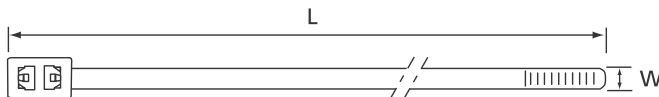
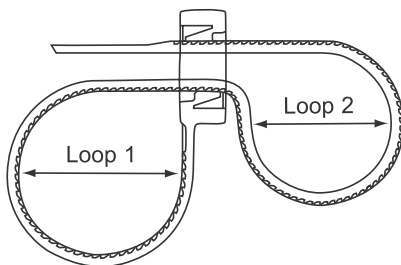
Double Loop Cable Ties

One Tie, Two Loops

Double Loop Cable Ties allow the parallel routing of two bundles of cable with one single cable tie. The unique design loops itself twice through the head of the tie in separate latching pawls. Applications include appliance manufacturers, automotive, aerospace, data communications, and electrical equipment manufacturers.

Advantages

- Manufactured of natural colour nylon 6/6 material
- Temperature range of -40°F to 185°F
- UL 94 V-2 flammability rating
- Halogen and silicone-free to meet your application needs
- The integrally formed pawl combines low insertion and high locking strength
- A rounded, low profile head makes for less snags
- Tails have improved two sided finger grip design that helps the operator grasp and pull ties snug
- Quick and easy pull through increases productivity, reduces operator fatigue



Cat. No.	Length		Width		Bundle Diameter Range		Tensile Strength (lb./N.)	Installation Tooling for all sizes	Std. Pkg.
	(in.)	(mm)	(in.)	(mm)	Loop 1 (in./mm)	Loop 2 (in./mm)			
Double Loop Cable Ties									
TB-50RLDH	7.8	198.12	0.19	4.83	0.1 - 1.8 / 2.54 - 45.72	0.1 - 1.7 / 2.54 - 43.18	50/222.4	ERG50	1,000
TB-12-50RLDH	11.8	299.72			0.1 - 2.8 / 2.54 - 71.12	0.1 - 2.7 / 2.54 - 68.58			
TB-15-50RLDH	14.6	370.84			0.1 - 3.9 / 2.54 - 99.06	0.1 - 3.8 / 2.54 - 96.52			

Cable Ties

Low-Profile Cable Ties



Low profile contoured head compared with the profile of the traditional T&B® Cable Tie.

This fastener design from Thomas & Betts is ideal for use where precision bundling is required and clearance is a necessity. A unique saddle back design curves to form a snug fit around the bundle, and allows for easy pull-through in bulkheads and any other tight spaces. Our contoured head eliminates snagging and sharp edges are reduced by our safe-guard walls.

Features

- Low-profile, contoured head reduces clearance required for the bundle and enhances the appearance of your harness
- The safe-guard wall eliminates exposure to sharp edges
- The saddle back fits snug against the contour of the wiring harness
- Sizes and colours available to accommodate varying requirements
- High-quality nylon strength

Cat. No.	Bundle Range Dia.		Tie Length		Strap Width		Strap Thick		Tensile Strength		Std. Pkg.	Bulk Pkg.
	(in.)	(mm)	(in.)	(mm)	(in.)	(mm)	(in.)	(mm)	lb.	kg		
Cable Ties Ordering Information												
SF100-18	0.125 - 1.00	3.17 - 25.4	4.65	118.11	0.95	2.41	0.043	1.09	18	8.16	100	1,000
SF150-18	0.125 - 1.50	3.17 - 38.1	6.45	163.83								
SF200-18	0.125 - 2.00	3.17 - 50.8	8.10	205.74								
SF175-50	0.187 - 1.75	4.74 - 44.4	7.70	195.58	0.187	4.74	0.48	1.21	50	22.68		
SF300-50	0.187 - 3.00	4.74 - 76.2	11.33	287.78			0.52	1.32				
SF400-50	0.187 - 4.00	4.74 - 101.6	14.53	369.06	0.300	7.62	0.75	1.90	120	54.43		
SF400-120	0.375 - 4.00	9.52 - 101.6	14.58	370.33								
SF600-120	0.375 - 6.00	9.52 - 152.4	21.00	533.40								
ERG120	Application tool for 50 lb. to 120 lb. tensile strength											
ERG50	Application tool for 18 lb. to 50 lb. tensile strength											

Material: Natural Nylon 6/6 in accordance with ASTM D4066 PA111. Also available in black outdoor weatherable (suffix "-X").

Dimensions: Designed according to military standards (MS3367) except for the head length, which is slightly larger than MIL spec.

Packaging: Standard package is 100 pieces.

Colour	Suffix No.
How to Order Colour Cable Ties	
Black (outdoor)	X
Brown	1
Red	2
Orange	3
Yellow	4
Green	5
Blue	6
Purple	7
Grey	8
White	9

Packaged for handling convenience.


Natural nylon is standard. For coloured cable ties in-line fasteners add the following suffix numbers to catalogue numbers.

Example: **SF175-50-2** (Red)

For Distributor Packs (100), add suffix "-100".

Example: **SF175-50-100**

(Consult your Regional Sales Office for ordering information)



Cable Ties

Ski-Badge Holder Cable Ties



T&B® Badge Holder

The ticket fastener that won't leave you out in the cold.

Thomas & Betts offers ski resorts a convenient, low-cost, quick, and safe alternative to the metal wire clip currently used to attach ski lift tickets to skiers' clothing.

T&B® cable ties offer these prominent advantages:

- Designed specifically for lift ticket attachment to prevent damage to skiers' clothing
- Incorporates a loop diameter restriction device that forms the proper sized 1-1/4 inch loop required to hold the lift ticket in place and lay flat on the skier
- Prevents the tie from being over-tightened and damaging the lift ticket
- May also serve to aid the skier in zipping their coat by extending the zipper length
- The Badge Holder is tamper resistant and smooth up to the restriction point to keep it from being shared or reused by other skiers
- The smooth body eliminates the notch sensitivity issue inherent to all-nylon cable ties
- The Badge Holder is designed with a flexible short round tail, safely eliminating sharp metal
- Affordable at just pennies per fastener!

The Badge Holder comes in 9 different colours to match the resort's colour schemes and is made of high quality Nylon 6/6 material to withstand cold temperatures. It is 5 inches long and has a sturdy 30 lb. tensile strength rating. Badge Holders may also be heat stamped with additional identification, such as the resort's name or web site.

When the snow starts, Badge Holders will be ready to keep things snug, all the way down the mountain!

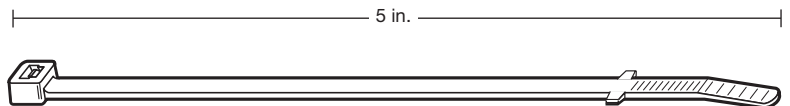
Cat. No.	Description	Qty.	UPC
T&B® Badge Holder Ordering Information			
SJ-5-30SKI-9-M	Ticket Fastener	1,000 bag	78621017017

Natural nylon colour. Please consult your Regional Sales Office for ordering and availability of colours and heat-stamping.

Dimensions: 5 in.

Construction: Nylon 6/6

Max. Tensile Strength: 30 lb.




Cable Tie Mounting Bases

Choose from adhesive-backed, epoxy or screw mounting bases!

- Available in a variety of materials for both indoor and outdoor use
- One-piece molding — no lost parts
- Adhesive-backed with pressure-sensitive adhesive tape (where applicable)

Temperature Rating:
32°F to 150°F (0°C to 66°C)
*Synthetic Rubber Adhesive



Std. Pkg. Cat. No.	Bulk Pkg. Cat. No.	Mounting Method	Max. Tie Width Accom.	Length		Width		Material	Std. Pkg.	Bulk Pkg.
				(in.)	(mm)	(in.)	(mm)			
Two-Way Adhesive Mounting Bases										
TC5342A	TC342A	SRA* Adhesive	0.19	1.13	28.58	1.13	28.58	Nylon 6.6	100	1,000
-	TC342A-X							Weatherable Nylon		
-	TC342	TC2PA						Nylon 6.6		
-	TC342X							Weatherable Nylon		
-	TC342A-FR	SRA* Adhesive						Flame-Retardant Nylon		
-	TC342AH-TFR	Acrylic Adhesive						Black High-Temp Flame-Retardant Nylon		

Select the Four-way configuration you need!

- Eliminates errors in premounting the base with respect to its orientation to wire bundle direction
- Convenient way to mount wire bundles at cross-over points — two optional mounting holes included

Temperature Rating:
32°F to 150°F (0°C to 66°C)
*Synthetic Rubber Adhesive



Std. Pkg. Cat. No.	Bulk Pkg. Cat. No.	Mounting Method	Max. Tie Width Accom.	Length		Width		Material	Std. Pkg.	Bulk Pkg.
				(in.)	(mm)	(in.)	(mm)			
4-Way Adhesive Mounting Base										
TC5345A	TC345A	SRA* Adhesive	0.19	1.13	28.58	1.13	28.58	Nylon 6.6	100	1,000
-	TC345AFR							Flame-Retardant Nylon		
TC5345AX	TC345AX	Weatherable Nylon								
TC5345AHTFR	TC345AHTFR	Acrylic Adhesive						Black High-Temp Flame-Retardant Nylon		
-	TC345	TC2PA/Screws						Nylon 6.6		
4-Way Mini Base										
TC050X050A-C	TC050X050A	SRA* Adhesive	0.10	0.5	12.70	0.5	12.70	Nylon 6.6	100	1,000
TC050X050AX-C	TC050X050AX							Weatherable Nylon		
TC5344A	TC344A							Nylon 6.6		
TC5344AX	TC344AX	Weatherable Nylon								
TC5344	TC344	Screw Mount	Nylon 6.6							
Large 4-Way Base										
TC150X150L	TC150X150	Screw Mount	0.19	1.5	38.10	1.5	38.10	Nylon 6.6	50	500
TC150X150A-L	TC150150A	SRA* Adhesive						Weatherable Nylon		
TC150X150AX-L	TC150X150AX	Screw Mount	0.30	2.0	50.80	2.0	50.80	Nylon 6.6	-	-
TC200X200-L	TC200X200	SRA* Adhesive						Weatherable Nylon		
TC200X200A-L	TC200X200A	SRA* Adhesive	0.75	2.0	50.80	2.0	50.80	Nylon 6.6	-	-
-	TC200X200AX							Weatherable Nylon		
-	TC368	Screw Mount	0.75	2.0	50.80	2.0	50.80	Nylon 6.6	-	-
-	TC368A	SRA* Adhesive						Weatherable Nylon		

Great versatility!

- Accommodates the entire line of standard cable ties
- 4-way base for cable ties up to .184" maximum width and a two-way base for ties up to .301" maximum width
- It may also be mounted with #8 size screw (2 holes)

Temperature Rating:
32°F to 150°F (0°C to 66°C)
*Synthetic Rubber Adhesive



Std. Pkg. Cat. No.	Bulk Pkg. Cat. No.	Mounting Method	Max. Tie Width Accom.	Length		Width		Material	Std. Pkg.	Bulk Pkg.
				(in.)	(mm)	(in.)	(mm)			
Two- and Four-Way Adhesive Mounting Base										
TC5347A	TC347A	SRA* Adhesive	0.30	1.13	28.58	1.13	28.58	Nylon 6.6	100	1,000
TC5347AX	-							Weatherable Nylon	-	
-	TC347	TC2PA Screws						Nylon 6.6		
-	TC347FR							Flame-Retardant		
-	TC347X							Weatherable Nylon	-	
-	TC347							Radiation Resistant Fluoropolymer	1,000	

Cable Tie Mounting Bases



Natural nylon colour.
Temperature Rating:
32°F to 150°F (0°C to 66°C).
*Synthetic Rubber Adhesive.

Great for securing cables!

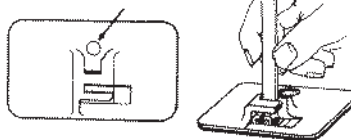
- Provides a fast and convenient method of securing bundles
- Single-piece design offers reduced installation time and maximized inventory control
- Integral top cover incorporates a unique ratchet design that is fully adjustable and releasable
- Available in a pressure-sensitive adhesive or screw mount design

Std. Pkg. Cat. No.	Bulk Pkg. Cat. No.	Base Style	Maximum Height (in.)	Clamping Area				Std. Pkg.	Bulk Pkg.
				Min. (in.)	Min. (mm)	Max. (in.)	Max. (mm)		
One-Piece Mounting Clamp									
TC5349A-TB	TC349A-TB	SRA* Adhesive	0.57	0.18 x 0.24	4.57 x 6.10	0.35 x 0.24	0.89 x 6.10	100	1,000
TC5350A-TB	TC350A-TB		0.89	0.20 x 0.59	5.08 x 14.99	0.45 x 0.59	11.43 x 14.99		
TC5350-TB	TC350-TB	Screw Mount (#8)							

Simple to install!

Natural nylon colour.
Temperature Rating: 32°F to 150°F (0°C to 66°C).
*Synthetic Rubber Adhesive.


Hole for no. 6 screw



Std. Pkg. Cat. No.	Bulk Pkg. Cat. No.	Mounting Method	Max. Tie Width Accom.	Length		Width		Material	Std. Pkg.	Bulk Pkg.
				(in.)	(mm)	(in.)	(mm)			
Snap-In Mounting Base for Preassembled Ties										
TC5353A	TC353A	SRA* Adhesive	0.19	2.00	50.80	1.00	25.40	Nylon 6/6	25	500
-	TC353	TC2PA/Screws							-	

Great for securing cables!

Temperature Rating: 32°F to 150°F (0°C to 66°C).
*650-41349 has two holes for mounting.



Cat. No.	Mounting Method	Max. Tie Width Accom.	Max. Tie Length		Width		Material	Pkg.
			(in.)	(mm)	(in.)	(mm)		
Aluminum Mounting Plates								
TC105	TC2PA/Screws	0.19	1.00	25.40	0.50	12.70	Aluminum	1,000
TC824-TB	TC2PA		1.38	34.93	0.38	9.65		
650-41349*	TC2PA/Screws							



Super strong adhesive!

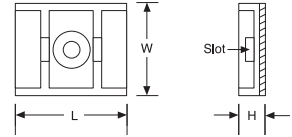
Cat. No.	Mounting Method	Pkg.
Mounting Base Adhesive		
TC2PA	Consists of one tube each, adhesive and activator	1

Cable Tie Mounting Bases



Accepts cable ties up to 50-lb. (222N) tensile strength (miniature through standard)!

- Supplied on closed cell foam with synthetic rubber-based adhesive
- Use #6 self-tapping screw for added strength if desired



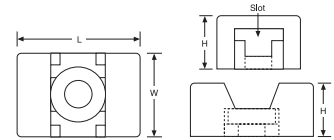
Std. Pkg. Cat. No.	Bulk Pkg. Cat. No.	Material	Mounting Method	Height		Length		Width		Slot Height		Slot Width		Std. Pkg.	Bulk Pkg.
				(in.)	(mm)	(in.)	(mm)	(in.)	(mm)	(in.)	(mm)	(in.)	(mm)		
Adhesive Mounting Cradle															
MCNY-1250-9-C	MCNY-1250-9-D	Natural Nylon 6.6	SRA* Adhesive	0.285	7.24	1.250	31.75	1.000	25.4	0.090	2.29	0.300	7.62	100	50

*Synthetic Rubber Adhesive



Fluoropolymer available for harsh environments!


- SMNY-001 accepts cable ties to 50 lbs. (222N) tensile (miniature through standard)
- SMNY-002 accepts cable ties to 120 lbs. (533N) tensile (miniature through heavy-duty)
- Use #4, #6, #8, or #10 machine screw (as referenced)



Std. Pkg. Cat. No.	Material	Mounting Method	Height		Length		Width		Slot Height		Slot Width		Std. Pkg.
			(in.)	(mm)	(in.)	(mm)	(in.)	(mm)	(in.)	(mm)	(in.)	(mm)	
Screw Mount													
SMNY-000-9-D	Natural Nylon 6.6	#4 Screw	0.27	6.86	0.57	14.48	0.34	8.64	0.07	1.78	0.12	3.10	500
SMTZ-001-9-D	Radiation-Resistant Fluoropolymer (green)	#6, #8 Screw	0.28	7.11	0.60	15.24	0.39	9.77	0.06	1.52	0.20	5.08	
SMNY-002-9-D	Natural Nylon 6.6	#8, #10 Screw	0.39	9.90	0.88	22.22	0.63	15.87	0.09	2.29	0.33	8.26	
SMTZ-002-9-D	Radiation-Resistant Fluoropolymer (green)		0.39	9.90	0.88	22.22	0.63	15.87	0.09	2.29	0.33	8.26	
SMNY-001-0-D	Heat-Stabilized Black Nylon	#6, #8 Screw	0.28	7.11	0.60	15.24	0.39	9.77	0.06	1.52	0.20	5.08	
SMNY-002-0-D		#8, #10 Screw	0.39	9.90	0.88	22.22	0.63	15.87	0.09	2.29	0.33	8.26	

SMNY series for use in temperatures ranging from -40°F to 221°F (-40°C to 105°C).

SMTZ series for use in temperatures ranging from -50°F to 302°F (-45°C to 150°C).



This mounting base provides a saddle for the wire run. Ty-Rap® tie is threaded under bundle and tied in usual manner. **NOTE:** For additional materials, refer to Regional Sales Office.

Std. Pkg. Cat. No.	Bulk Pkg. Cat. No.	Mounting Method	Maximum Tie Width Accom. (in.)	Width		Length		Std. Pkg.	Bulk Pkg.
				(in.)	(mm)	(in.)	(mm)		
Saddle Support Base									
-	TC140	#4 Pan Head	0.091	0.344	8.74	0.563	14.30	-	500
TC5141	TC141*	#6 Pan Head	0.190	0.439	11.15	0.672	17.07	100	
TC5142	TC142	#10 Pan Head	0.301	0.563	14.30	0.922	23.42		

* Add suffix FR for flame-retardant material (TC141 only).

Natural nylon colour.

For use in temperatures ranging from -40°F to 185°F (-40°C to 85°C).

Cable Tie Mounting Bases

These nylon mounting strips for parallel installation of wire bundles can accommodate up to six closely spaced bundles.

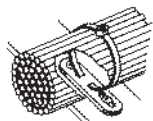


Cat. No.	Mounting Method	Maximum Tie Width Accom. (in.)	Width		Length		Capacity (Bundles)	Mil. Std. Part No.	Std. Pkg.
			(in.)	(mm)	(in.)	(mm)			
Multiple-Bundle Mounting Strips									
TC1101	#6 Screws	0.190	0.50	12.70	1.75	44.45	1	MS3339-1	100
TC1102					3.00	76.20	2	MS3339-2	
TC1103					4.25	107.95	3	MS3339-3	
TC1104					5.50	139.70	4	MS3339-4	
TC1105					6.75	171.45	5	MS3339-5	
TC1112		0.301	0.63	15.88	9.60	243.84	6	MS3339-11	
TC1113					2.10	53.34	1	MS3339-6	
TC1114					3.60	91.44	2	MS3339-7	
TC1115					5.10	129.54	3	MS3339-8	
TC1116					6.60	167.64	4	MS3339-9	
TC1117	8.10				205.74	5	MS3339-10		

Natural nylon colour.

For use in temperatures ranging from -40°F to 185°F (-40°C to 85°C).

Provides a mounting range for bundles from 1/4 in. through 4 in. in diameter!



Std. Pkg. Cat. No.	Bulk Pkg. Cat. No.	Mounting Method	Maximum Tie Width Accom.		(in.)	(mm)	Length		Std. Pkg.	Bulk Pkg.
			(in.)	(mm)			(in.)	(mm)		
Single-Bundle Mounting Base										
-	TC101	#10 Screws	0.190	4.83	0.500	12.7	2.00	50.80	-	1,000
TC503	TC103	1/4 in. Screws	0.301	7.65	0.625	15.88	3.08	78.23	100	500


The TC101 and TC103 nylon bases provide a mounting range for bundles from 1/4 in. through 4 in. in diameter.

One mounting hole is slotted to permit adjustment of the bundle position up to the time of actual bundle installation.

Natural nylon colour.

For use in temperatures ranging from -40°F to 185°F (-40°C to 85°C).

Permits vertical stacking!



Cat. No.	Mounting Hole Size	Tie Width Accom.		Length		Max. Width		Std. Pkg.
		(in.)	(mm)	(in.)	(mm)	(in.)	(mm)	
Ty-Rap® Mounting Blocks								
TC115-TB	#10	0.190	4.83	1.00	25.40	0.47	11.91	1,000


Mounting blocks permit vertical stacking and can be used in any direction.

Natural nylon colour.

For use in temperatures ranging from -40°F to 185°F (-40°C to 85°C).

Cable Tie Mounting Bases

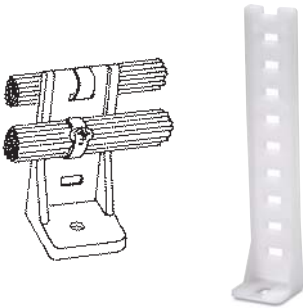
Meets military specs as a support in bulkheads and walls!



Cat. No.	Tie Width Accom.		Length		Max. Width		Std. Pkg.
	(in.)	(mm)	(in.)	(mm)	(in.)	(mm)	
Right-Angle Bundle Support							
TC109	0.190	4.83	0.44	11.13	0.56	14.30	200
TC106	0.30	7.62	1.00	25.40	1.00	25.40	1,000

This style meets Military Specification requirements as a support at holes in bulkheads and walls. (MS3341)
Natural nylon colour.
For use in temperatures ranging from -40°F to 185°F (-40°C to 85°C).

Mount bundles on either side!



Cat. No.	Max. Tie Width Accom.		Length		Width		Std. Pkg.
	(in.)	(mm)	(in.)	(mm)	(in.)	(mm)	
Ty-Rap® Stand-Off Brackets							
TC375	0.190	4.83	0.75	19.05	3.65	92.71	100
TC375X (Weatherable)			0.67	17.01	1.75	44.45	
TC376							

These brackets permit bundles to be mounted on either side. They also serve as means to raise bundles off the surface.
Natural nylon colour.
For use in temperatures ranging from -40°F to 185°F (-40°C to 85°C).
Weatherable nylon is black.


Weather-resistant and transparent!



Cat. No.	Wire Accommodation	Std. Pkg.
Aluminum Siding Clip		
TC201	1/8 in. Diameter Wire (2-pair station wire)	100

- Transparent — Colour and texture of siding shows through
- Material — Weather-resistant grade polycarbonate
- Designed to accommodate PITTSBURG INTERLOCK metal siding
- Accommodates wires both vertically and/or horizontally
- Provision for utilizing Ty-Rap® cable ties to secure large diameter bundles

Installs in-line with the wire bundle!



Cat. No.	Mounting Method	Width Accom.		Max. Tie Width		Length		Std. Pkg.
		(in.)	(mm)	(in.)	(mm)	(in.)	(mm)	
In-Line Mounting Base								
TC815-TB	#10 Screws	0.30	7.62	0.75	19.05	1.13	28.58	1,000

A standard 2-hole base that installs in-line with the wire bundle that conceals it.
Natural nylon colour.
For use in temperatures ranging from -40°F to 185°F (-40°C to 85°C).

Cable Tie Mounting Bases



Ideal for high-density packaging!

- Simply slip Ty-Rap® cable tie under slot in fastened mount, and attach bundle




Std. Pkg. Cat. No.	Bulk Pkg. Cat. No.	Mounting Method	Maximum Tie Width Accom. (in.)	Width		Length		Std. Pkg.	Bulk Pkg.
				(in.)	(mm)	(in.)	(mm)		
Low-Profile Two-Way Miniature Mounting Bases									
TC502	TC102	#8 screw	0.19	0.50	12.70	0.75	19.05	100	1,000
-	TC104	#5 screw	0.09	0.32	8.03	0.41	10.31	-	
-	TC804-TB	#2 screw	0.09					-	
-	TC112-TB	#8 screw	0.19	0.38	9.53	0.75	19.05	-	
-	TC812-TB	#10 screw	0.19					-	
-	TC814-TB	#5 screw	0.19					-	

Threaded insert permits screw to come from outside of mounting surface.

Natural nylon colour.

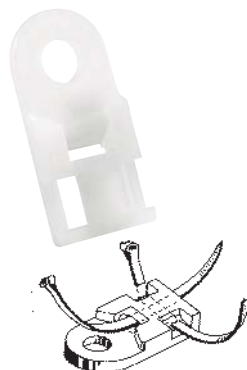
For use in temperatures ranging from -40°F to 185°F (-40°C to 85°C).



Cat. No.	Mounting Method	Material	Max. Tie Width Accom.	Width		Length		Std. Pkg.
				(in.)	(mm)	(in.)	(mm)	
Miniature Base								
TC817-TB	TC2PA	Nylon 6/6	0.19	0.44	11.10	0.44	11.10	1,000

Natural nylon colour.

For use in temperatures ranging from -40°F to 185°F (-40°C to 85°C).



Handles ties installed in either direction

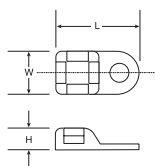


Std. Pkg. Cat. No.	Bulk Pkg. Cat. No.	Mounting Method	Maximum Tie Width Accom. (in.)	Width		Length		Std. Pkg.	Bulk Pkg.
				(in.)	(mm)	(in.)	(mm)		
Low-Profile Four-Way Mounting Base									
-	TC826-TB	#8 screw	0.19	0.50	12.70	1.00	25.40	-	1,000
TC5828	TC828-TB	#8 screw		0.39	9.91	0.88	22.23	100	

The TC826-TB mounting base can be used to tie bundles running parallel or perpendicular to length of base. The TC828-TB mounting plate also handles ties installed in either direction and is somewhat smaller than TC826. Natural nylon colour.

For use in temperatures ranging from -40°F to 185°F (-40°C to 85°C).

Cable Tie Mounting Bases



Four-way screw mounts for cable ties up to 50-lb. (222 N) tensile strength!

- Mount with #6 or #8 screws
- Available in 6.6 natural nylon



Cat. No.	H		L		W		Slot W		Mount SCR	Std. Pkg.
	(in.)	(mm)	(in.)	(mm)	(in.)	(mm)	(in.)	(mm)		
Four-Way Mount										
SMNY-220-9-D	0.23	5.84	0.95	25.13	0.50	12.70	0.22	5.59	#6, #8	500

Natural nylon colour.

For use in temperatures ranging from -40°F to 185°F (-40°C to 85°C).

Firmly locks into position when projecting pin is pushed into the mounting hole

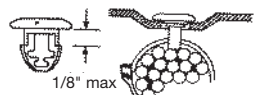


Cat. No.	Mounting Hole Size	Maximum Tie Width Accom. (in.)	Width		Length		Material	Std. Pkg.
			(in.)	(mm)	(in.)	(mm)		
Self-Riveting Base								
TC116-TB	0.146	0.190	0.5	12.7	0.75	19.05	Nylon 6.6 (Red)	1,000
TC116-0							Nylon 6.6 (Black)	
TC118-TB	0.169						Nylon 6.6 (Blue)	
TC120	0.196						Nylon 6.6 (Yellow)	

Slip tie under base to attach bundle.

For use in temperatures ranging from -40°F to 185°F (-40°C to 85°C).

Snap-in, premountable base for securing wire bundles in cabinets maintains the attractive external appearance of the equipment housing — TC121 Snap-Cap



Cat. No.	Mounting Hole Size	Maximum Tie Width Accom. (in.)	Width		Length		Material	Std. Pkg.
			(in.)	(mm)	(in.)	(mm)		
Snap-In Mounting Base Cap								
TC121-TB	0.250	0.190	0.445	11.30	0.415	10.54	Nylon 6.6	1,000
TCH121†							Nylon 6.6 Heat Stabilized	
TCH121-0†							Nylon 6.6 (Black) Heat Stabilized	

† Not UL Recognized.

Natural nylon colour.

Nylon 6.6 for use in temperatures ranging from -40°F to 185°F (-40°C to 85°C).

Heat stabilized for use in temperatures ranging from -40°F to 221°F (-40°C to 105°C).

Cable Tie Mounting Bases

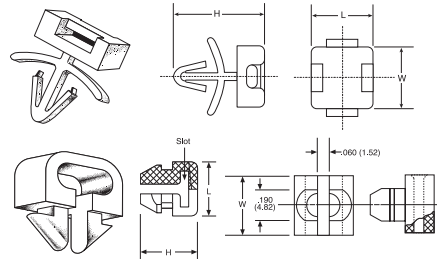
STRONG — up to 50-lb. tensile strength!

PMNY-185:

- Versatile push mount for cable ties to 50-lb. tensile strength
- For use in 0.187 in./0.192 in. mounting hole for panel thickness 0.030 in. to 0.080 in.

PMNY-245:

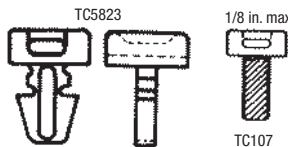
- Accepts cable ties to 50-lb. tensile (miniature through standard)
- For use in 0.250 in. mounting hole for maximum panel thickness of 0.062 in.



Natural nylon colour.

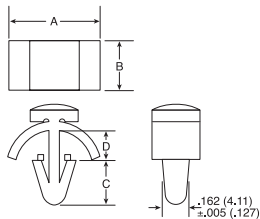
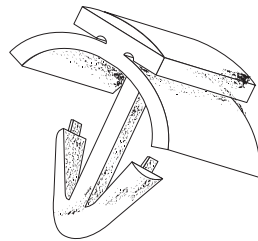
For use in temperatures ranging from -40°F to 185°F (-40°C to 85°C).

Cat. No.	Material	Height H		Length L		Width W		Slot Height		Slot Width		Std. Pkg.
		(in.)	(mm)	(in.)	(mm)	(in.)	(mm)	(in.)	(mm)	(in.)	(mm)	
Push Mounts												
PMNY-185-9-D	Nylon	0.64	16.26	0.43	10.92	0.43	10.92	0.07	1.65	0.07	1.65	500
PMNY-254-9-C		0.36	9.02	0.32	8.13	0.32	8.13	0.05	1.27	0.22	5.59	10
PMNY-245-9-D												500



Std. Pkg. Cat. No.	Bulk Pkg Cat. No.	Mounting Hole Size	Maximum Tie Width Accom. (in.)	Width		Length		Std. Pkg.	Bulk Pkg.
				(in.)	(mm)	(in.)	(mm)		
Push-In and Bolted Bases									
TC5823	TC823-TB	1/4 in.	0.19	0.44	11.13	0.63	15.88	100	1,000
-	TC107†	#10-32 thd						-	

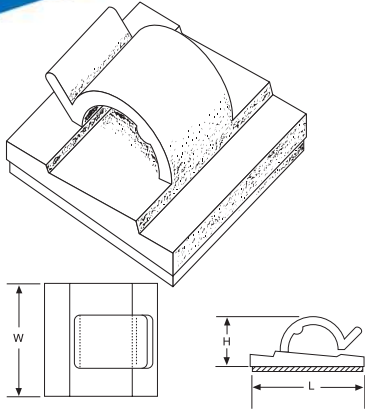
† UL Not Recognized.
Natural nylon colour.
For use in temperatures ranging from -40°F to 185°F (-40°C to 85°C).



Cat. No.	Material	A		B		C		D		Std. Pkg.
		(in.)	(mm)	(in.)	(mm)	(in.)	(mm)	(in.)	(mm)	
Push-In and Bolted Bases										
MSNY-166-0-M	UV Black Nylon	0.49	12.45	0.31	7.87	0.28	7.11	0.18	4.57	1,000
MSNY-187-0-M		0.625	15.87	0.343	8.73	0.281	7.14	0.210	5.33	

- For panel thicknesses from 0.060 in. to 0.150 in. to hold separate pieces of material together
- For MSNY-166-0-M used with W4 or N4 Series Cable Clamps, allowable panel thickness is 0.030 in. to 0.050 in.
- For MSNY-187-0-M used with W6 or N6 Series Cable Clamps, allowable panel thickness is 0.030 in. to 0.050 in.

Cable Clamps and Clips



Versatile adhesive clips keep cable paths organized

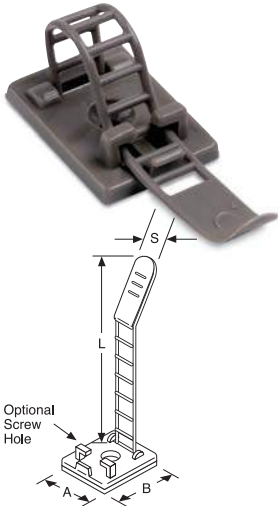
- Diverse cable clamps for bundle diameters from 0.160 in. to 0.620 in.
- Mounted on a rubber-based closed cell foam adhesive
- Flexible center tang for removal or addition of cables



Cat. No.	Material	Height H		Length L		Width W		Maximum Bundle		Mounting Method	Std. Pkg.
		(in.)	(mm)	(in.)	(mm)	(in.)	(mm)	(in.)	(mm)		
Round Adhesive Clips											
RANY-160-9-D	Nylon	0.250	6.35	0.630	16.0	0.580	14.73	0.160	4.06	Rubber-based adhesive	500
RANY-280-9-D		0.410	10.41	1.000	25.40	1.000	25.40	0.280	7.11		
RANY-530-9-D		15.75	0.620					0.530	13.46		
RANY-620-9-D		14.22	0.560	1.250	31.75	1.120	28.45	0.620	15.75		

Natural nylon colour.

Adhesive for use in temperatures ranging from 32°F to 150°F (0°C to 66°C).



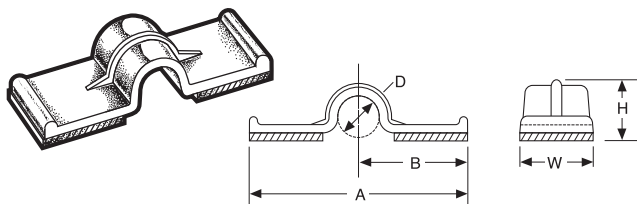
Release and refasten with ease — in three adjustable sizes!

- Three sizes for bundles from 0.118 in. to 0.984 in.
- Ladder-style fastener is easily released and refastened
- Supplied on a rubber-based closed cell foam adhesive
- Optional screw hole for #4 or #5 flat head screw



Cat. No.	Material	Height A		Length B		Width S		Maximum Bundle		Applied Wire Range		Screw Hole Diameter		Std. Pkg.
		(in.)	(mm)	(in.)	(mm)	(in.)	(mm)	(in.)	(mm)	(in.)	(mm)	(in.)	(mm)	
Adjustable Cable Clamps														
ULNY-013-8-C	Grey Nylon	0.709	18.00	0.984	24.99	0.314	7.98	2.340	59.44	0.118 - 0.500	3.0 - 12.7	0.110	2.79	100
ULNY-013-9-C	Natural Nylon													
ULNY-018-8-C	Grey Nylon	0.827	21.00	1.180	29.97	0.472	11.99	3.120	79.25	0.197 - 0.827	5.0 - 21.0	0.135	3.43	
ULNY-023-8-C		0.984	24.99	1.380	35.05	0.551	14.00	3.370	79.25	0.275 - 0.984	7.0 - 25.0	0.135	3.43	

Adhesive for use in temperatures ranging from 32°F to 150°F (0°C to 66°C).



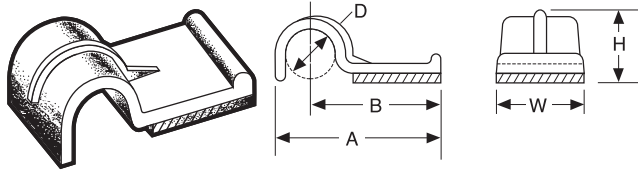
Choose from four sizes to accommodate bundles up to 1/2 in.

- Clips are provided on a rubber-based closed cell foam adhesive
- Stocked in 6.6 natural nylon colour. Contact your T&B Sales Representative for availability in special materials

Std. Pkg. Cat. No.	Bulk Pkg. Cat. No.	Material	D Diameter		A		B		H		W		Std. Pkg.	Bulk Pkg.
			(in.)	(mm)	(in.)	(mm)	(in.)	(mm)	(in.)	(mm)	(in.)	(mm)		
Press Clips														
PCNY-125-9-C	PCNY-125-9-D	Nylon	0.13	3.30	0.76	19.30	0.38	9.65	0.21	5.33	0.38	9.65	100	500
PCNY-250-9-C	PCNY-250-9-D		0.25	6.35	1.38	35.05	0.69	17.53	0.32	8.13	0.50	12.70		
PCNY-375-9-C	PCNY-375-9-D		0.38	9.65	1.47	37.34	0.74	18.80	0.44	11.176	0.63	16.00		
PCNY-500-9-C	PCNY-500-9-D		0.50	12.70	1.59	40.39	0.80	20.32	0.59	15.00	0.75	19.05		

For use in temperatures ranging from 32°F to 150°F (0°C to 66°C).

Cable Clamps and Clips

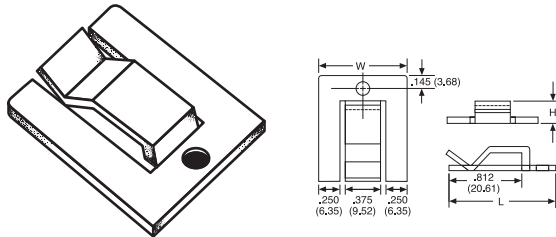


Eliminate the dangers of loose cables with these clips

- 4 sizes to accommodate bundles up to 1/2 in.
- Clips are provided on a rubber-based closed cell foam adhesive
- Stocked in 6.6 natural nylon colour. Contact your T&B Sales Representative for availability in special materials

Std. Pkg. Cat. No.	Bulk Pkg. Cat. No.	Material	D Diameter		A		B		H		W		Std. Pkg.	Bulk Pkg.
			(in.)	(mm)	(in.)	(mm)	(in.)	(mm)	(in.)	(mm)	(in.)	(mm)		
Half Press Clips														
HCNY-125-9-C	HCNY-125-9-M	Nylon	0.13	3.30	0.49	12.45	0.38	9.65	0.18	4.57	0.38	9.65	100	1,000
HCNY-250-9-C	HCNY-250-9-M		0.25	6.35	0.87	22.10	0.69	17.53	0.33	8.38	0.50	12.70		
HCNY-375-9-C	HCNY-375-9-M		0.38	9.65	0.98	25.90	0.75	19.05	0.42	10.67	0.63	16.00		
HCNY-500-9-C	HCNY-500-9-M		0.50	12.70	1.11	28.20	0.82	20.83	0.56	14.22	0.75	19.05		

For use in temperatures ranging from 32°F to 150°F (0°C to 66°C).

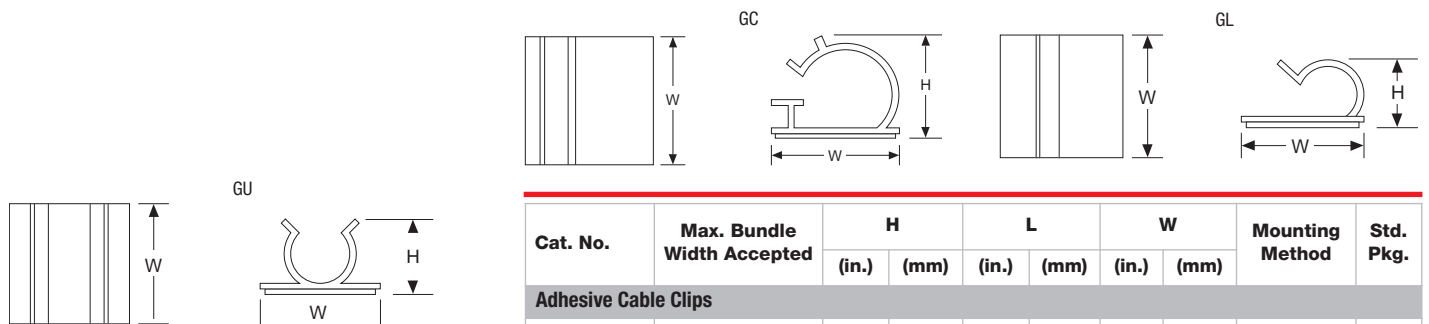


Flat design provides an attractive, yet discreet look

- Flat ribbon cable clamp with mounting hole for #8 screw
- Stocked in 6.6 natural nylon colour
- Flexible center tang enables easy removal and replacement of desired cable

Cat. No.	Material	Height H		Length L		Width W		Mounting Method	Std. Pkg.
		(in.)	(mm)	(in.)	(mm)	(in.)	(mm)		
Flat Cable Screw Clip									
FSNY-812-9-C	Nylon	0.25	6.35	1.19	30.23	1.00	25.40	#8 Screw	100

For use in temperatures ranging from 32°F to 150°F (0°C to 66°C).

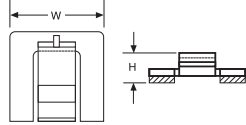
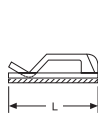


Cat. No.	Max. Bundle Width Accepted	H		L		W		Mounting Method	Std. Pkg.
		(in.)	(mm)	(in.)	(mm)	(in.)	(mm)		
Adhesive Cable Clips									
RANY-160-9-D	0.25	0.39	9.91	0.75	19.05	0.75	19.05	Adhesive	25
RANY-280-9-D	0.50	0.63	16.00	1.00	25.40	1.00	25.40		
RANY-530-9-D	0.25	0.76	19.30						
RANY-620-9-D	0.50	0.47	11.94	0.75	19.05	0.75	19.05		
RANY-620-9-D	0.25								
RANY-620-9-D	0.50								

Natural nylon colour.

For use in temperatures ranging from 32°F to 150°F (0°C to 66°C).

Cable Clamps and Clips



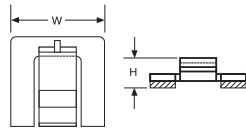
Low-profile clip for single or multiple layers of flat ribbon cable

- Supplied on a rubber-based closed cell foam adhesive
- Flexible center tongue for removal or addition of cables
- Stocked in 6.6 natural nylon colour

Std. Pkg. Cat. No.	Bulk Pkg. Cat. No.	Material	Height H		Length L		Width W		Mounting Method	Std. Pkg.	Bulk Pkg.
			(in.)	(mm)	(in.)	(mm)	(in.)	(mm)			
Flat Adhesive Clips											
FANY-812-9-C	FANY-812-9-D	Nylon	0.28	7.11	1.00	25.40	1.00	25.40	Adhesive	100	500

Natural nylon colour.

For use in temperatures ranging from 32°F to 150°F (0°C to 66°C).



Adhesive eliminates need for tools when mounting clips

- Low-profile clip for single or multiple layers of flat ribbon cable
- “Single-Cut” on a rubber-based closed cell foam adhesive
- Grey PVC
- UL Flammability 94 V-0 (clip)

Std. Pkg. Cat. No.	Bulk Pkg. Cat. No.	Material	Height H		Length L		Width W		Mounting Method	Std. Pkg.	Bulk Pkg.
			(in.)	(mm)	(in.)	(mm)	(in.)	(mm)			
Flat PVC Clips											
FRPV-1000-8-C	FRPV-1000-8-D	Grey PVC	0.42	10.67	1.06	26.92	1.00	25.40	Adhesive	100	500

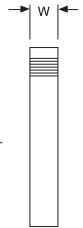
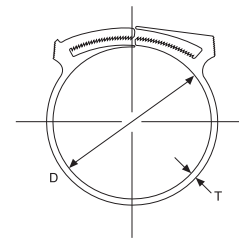
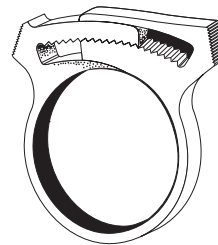
For use in temperatures ranging from 32°F to 150°F (0°C to 66°C).

Ideal for assembly applications

- 16 sizes for bundle diameters to 2.38 in.
- Removable and reusable. Twist by hand or with pliers to remove
- Stocked in weatherable Nylon. 100 pieces per package
- Request samples for testing to your application. Tested to 250 psi

Black.

For use in temperatures ranging from -40°F to 185°F (-40°C to 85°C).



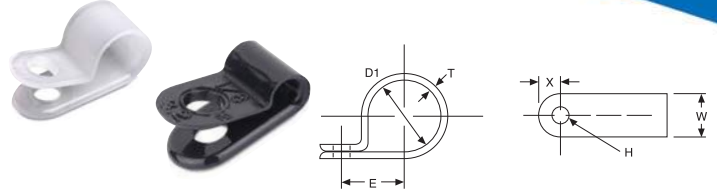
Cat. No.	D Nominal Diameter		D1 Closed Diameter		T Thickness		W Width		Std. Pkg.
	(in.)	(mm)	(in.)	(mm)	(in.)	(mm)	(in.)	(mm)	
Adjustable Cable Clamp									
GGNY-344-0-C	0.41	10.41	0.34	8.64	0.7	1.78	0.22	5.59	100
GGNY-406-0-C	0.47	11.94	0.41	10.41					
GGNY-468-0-C	0.53	13.46	0.47	11.94					
GGNY-531-0-C	0.59	14.99	0.53	13.46					
GGNY-593-0-C	0.66	16.76	0.59	14.99					
GGNY-672-0-C	0.81	20.57	0.67	17.02					
GGNY-750-0-C	0.88	22.35	0.75	19.05					
GGNY-875-0-C	1.00	25.40	0.88	22.35					

Cat. No.	D Nominal Diameter		D1 Closed Diameter		T Thickness		W Width		Std. Pkg.
	(in.)	(mm)	(in.)	(mm)	(in.)	(mm)	(in.)	(mm)	
Adjustable Cable Clamp									
GGNY-953-0-C	0.95	24.13	0.41	10.41	0.7	1.78	0.31	7.87	100
GGNY-1031-0-C	1.81	45.97	1.03	26.16					
GGNY-1250-0-C	1.44	36.58	1.25	31.75					
GGNY-1406-0-C	1.63	41.40	1.41	35.81			0.36	9.14	
GGNY-1593-0-C	1.81	45.97	1.59	40.39					
GGNY-1687-0-C	1.91	48.51	1.34	34.04					
GGNY-1875-0-C	2.13	54.10	1.88	47.75					
GGNY-2125-0-C	2.75	69.85	2.13	54.10			0.40	10.16	

Cable Clamps and Clips

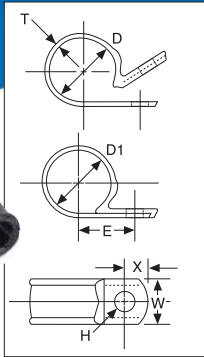
Choose the diameter you need to clamp a specific-sized cable

- Fully radiused inside edges with size markings in inches and millimeters for easy identification
- Stocked in natural and black nylon 6.6
- Plain edge cable clamps are designed to perform to NAS-1397P
- 18 diameters and 2 widths with mounting holes for #8 and #10 screws
- Replace "-M" or "-D" with "-C" for 100 pack



White Cat. No.	Black Cat. No.	H Mounting Hole Size	D1 Closed Dia.		E		T Thickness		W Width		X		Std. Pkg.
			(in.)	(mm)	(in.)	(mm)	(in.)	(mm)	(in.)	(mm)	(in.)	(mm)	
Half Press Clips													
N4NY-002-9-M	N4NY-002-0-M	#8	0.13	3.18	0.34	8.71	0.05	1.27	0.38	9.53			1,000
N4NY-003-9-M	N4NY-003-0-M		0.19	4.475	0.38	9.60							
N4NY-004-9-M	N4NY-004-0-M		0.25	6.35	0.42	10.70							
N4NY-005-9-M	N4NY-005-0-M		0.31	7.92	0.44	11.20							
N4NY-006-9-M	N4NY-006-0-M		0.38	9.53	0.46	11.79							
N4NY-007-9-M	N4NY-007-0-M		0.44	11.10	0.50	12.70							
N4NY-008-9-M	N4NY-008-0-M		0.50	12.70	0.53	13.46							
N4NY-002B-9-M	N4NY-002B-0-M		0.13	3.18	0.34	8.71							
N4NY-003B-9-M	N4NY-003B-0-M	0.19	4.475	0.38	9.60								
N4NY-004B-9-M	N4NY-004B-0-M	0.25	6.35	0.42	10.70								
N4NY-005B-9-M	N4NY-005B-0-M	0.31	7.92	0.44	11.20								
N4NY-006B-9-M	N4NY-006B-0-M	0.38	9.53	0.46	11.79								
N4NY-007B-9-M	N4NY-007B-0-M	0.44	11.10	0.50	12.70								
N4NY-008B-9-M	N4NY-008B-0-M	0.50	12.70	0.53	13.46								
N6NY-004C-9-M	N6NY-004C-0-M	#10	0.25	6.35	0.44	11.10	0.06	1.52	0.50	12.70	0.22	5.54	
N6NY-005C-9-M	N6NY-005C-0-M		0.31	7.92	0.47	12.04							
N6NY-006C-9-M	N6NY-006C-0-M		0.38	9.53	0.50	12.70							
N6NY-007C-9-M	N6NY-007C-0-M		0.44	11.10	0.53	13.54							
N6NY-008C-9-M	N6NY-008C-0-M		0.50	12.70	0.55	14.05							
N6NY-009-9-M	N6NY-009-0-M		0.56	14.27	0.60	15.32							
N6NY-010-9-M	N6NY-010-0-M		0.63	15.88	0.63	15.88							
N6NY-011-9-M	N6NY-011-0-M		0.69	17.45	0.67	16.89							
N6NY-012-9-M	N6NY-012-0-M		0.75	19.05	0.70	17.75							
N6NY-013-9-M	N6NY-013-0-M		0.81	20.62	0.77	19.43							
N6NY-014-9-M	N6NY-014-0-M		0.88	22.23	0.80	20.19							
N6NY-016-9-M	N6NY-016-0-M		1.00	25.40	0.83	21.00							
N6NY-018-9-D	N6NY-018-0-D	1.13	28.58	0.94	23.88								
N6NY-019-9-D	N6NY-019-0-D	1.19	30.15	0.96	24.46								
N6NY-020-9-D	N6NY-020-0-D	1.25	31.75	0.98	24.90								
N6NY-022-9-D	N6NY-022-0-D	1.38	34.93	1.05	26.54								
N6NY-024-9-D	N6NY-024-0-D	1.50	38.10	1.11	28.30								

For use in temperatures ranging from -40°F to 185°F (-40°C to 85°C).



Cable Clamps and Clips

Ideal for assembly applications

- Molded-in saddle washer enhances performance and appearance
- Self-alignment feature makes this clamp ideal for assembly applications
- 14 diameters and 2 widths with mounting holes for #4 through #10 screws
- UL Flammability W.NY 94 V-2; W.TZ 94 V-0
- Stocked in natural and heat stabilized black nylon 6.6, and fluoropolymer for harsh environments
- Item numbers molded-in for easy identification
- Replace "M" or "D" with "C" for 100 pack
- Temperature Rating: -40°F to 185°F (-40°C to 85°C)
Heat-Stabilized: -40°F to 221°F (-40°C to 105°C)
Fluoropolymer: -50°F to 302°F (-45°C to 150°C)

White Cat. No.	D Nominal Dia.		D1 Closed Dia.		E		T Thickness		W Width		H Hole Dia.		X		Std. Pkg.
	(in.)	(mm)	(in.)	(mm)	(in.)	(mm)	(in.)	(mm)	(in.)	(mm)	(in.)	(mm)	(in.)	(mm)	
Self-Aligning Cable Clamps Natural Nylon															
W4NY-125-9-M	0.63	3.18	0.11	2.90	0.33	8.46	0.04	1.02	0.38	9.53	0.17	4.24	0.26	6.53	1,000
W4NY-187-9-M	0.19	4.75	0.17	4.37	0.36	9.02							0.22	5.54	
W4NY-250-9-M	0.25	6.35	0.23	5.94	0.38	9.70							0.19	4.83	
W4NY-312-9-M	0.31	7.92	0.30	7.54	0.42	10.72							0.20	5.21	
W4NY-375-9-M	0.38	9.53	0.36	9.12	0.45	11.53							0.21	5.33	
W4NY-500-9-M	0.50	12.70	0.48	12.30	0.49	12.45							0.27	6.86	
W6NY-187-9-M	0.19	4.75	0.17	4.37	0.38	9.53	0.06	1.52	0.50	12.70	0.20	5.16	0.24	6.12	
W6NY-250-9-M	0.25	6.35	0.23	5.94	0.41	10.34							0.24	6.12	
W6NY-312-9-M	0.31	7.92	0.30	7.54	0.45	11.30							0.28	6.60	
W6NY-375-9-M	0.38	9.53	0.36	9.12	0.48	12.30							0.29	7.39	
W6NY-437-9-M	0.44	11.10	0.42	10.72	0.52	13.26							0.26	6.68	
W6NY-500-9-M	0.50	12.70	0.48	12.30	0.56	14.22							0.27	6.91	
W6NY-562-9-M	0.56	14.27	0.55	13.90	0.66	16.69							0.24	6.00	
W6NY-625-9-M	0.63	15.88	0.61	15.47	0.64	16.18							0.29	7.37	
W6NY-687-9-M	0.69	17.45	0.67	17.10	0.69	17.63							0.33	8.31	
W6NY-750-9-M	0.75	19.05	0.73	18.64	0.73	18.44							0.32	8.28	
W6NY-812-9-M	0.81	20.62	0.80	20.24	0.78	19.71							0.32	8.20	
W6NY-875-9-D	0.88	22.23	0.86	21.82	0.73	18.62							0.31	7.87	
W6NY-1000-9-D	1.00	25.40	0.98	25.00	0.88	22.38							0.29	7.42	
W6NY-1250-9-D	1.25	31.75	1.23	31.17	1.01	25.65							0.34	8.61	
Self-Aligning Cable Clamps Heat-Stabilized Black Nylon															
W4NY-125-0-M	0.13	3.18	0.11	2.90	0.33	8.46	0.04	1.02	0.38	9.53	0.17	4.24	0.26	6.53	1,000
W4NY-187-0-M	0.19	4.75	0.17	4.37	0.36	9.02							0.22	5.54	
W4NY-250-0-M	0.25	6.35	0.23	5.94	0.38	9.70							0.19	4.83	
W4NY-312-0-M	0.31	7.92	0.30	7.54	0.42	10.72							0.21	5.21	
W4NY-375-0-M	0.38	9.53	0.36	9.12	0.45	11.53							0.21	5.33	
W4NY-500-0-M	0.50	12.70	0.48	12.30	0.49	12.45							0.27	6.86	
W6NY-187-0-M	0.19	4.75	0.17	4.37	0.38	9.53	0.06	1.52	0.50	12.70	0.50	5.16	0.24	6.12	
W6NY-250-0-M	0.25	6.35	0.23	5.94	0.41	10.34							0.24	6.12	
W6NY-312-0-M	0.31	7.92	0.30	7.54	0.45	11.30							0.28	6.60	
W6NY-375-0-M	0.38	9.53	0.36	9.12	0.48	12.30							0.29	7.39	
W6NY-437-0-M	0.44	11.10	0.42	10.72	0.52	13.26							0.26	6.68	

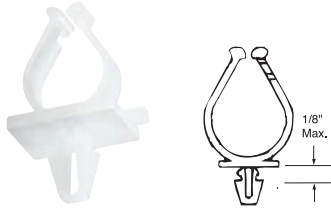
Cable Clamps and Clips

White Cat. No.	D Nominal Dia.		D1 Closed Dia.		E		T Thickness		W Width		H Hole Dia.		X		Std. Pkg.
	(in.)	(mm)	(in.)	(mm)	(in.)	(mm)	(in.)	(mm)	(in.)	(mm)	(in.)	(mm)	(in.)	(mm)	
Self-Aligning Cable Clamps Heat-Stabilized Black Nylon (cont'd)															
W6NY-500-0-M	0.50	12.70	0.48	12.30	0.56	14.22	0.06	1.52	0.50	12.70	0.20	5.16	0.27	6.91	1,000
W6NY-562-0-M	0.56	14.27	0.55	13.90	0.66	16.69							0.24	6.00	
W6NY-625-0-M	0.63	15.88	0.61	15.47	0.64	16.18							0.229	7.379	
W6NY-687-0-M	0.69	17.45	0.67	17.10	0.69	17.63							0.33	8.31	
W6NY-750-0-M	0.75	19.05	0.73	18.64	0.73	18.44							0.3	8.28	
W6NY-812-0-M	0.81	20.62	0.80	20.24	0.78	19.71							0.32	8.20	
W6NY-875-0-D	0.88	22.23	0.86	21.82	0.73	18.62							0.31	7.87	500
W6NY-1000-0-D	1.00	25.40	0.98	25.00	0.88	22.38							0.29	7.42	
W6NY-1250-0-D	1.25	31.75	1.23	31.17	1.01	25.65							0.34	8.61	
Self-Aligning Cable Clamps for harsh environments Fluoropolymer (Aqua)															
W4TZ-125-5-D	0.13	3.18	0.11	2.90	0.33	8.46	0.04	1.02	0.38	9.53	0.17	4.24	0.26	6.53	500
W4TZ-187-5-D	0.19	4.75	0.17	4.37	0.36	9.02							0.22	5.54	
W4TZ-250-5-D	0.25	6.35	0.23	5.94	0.38	9.70							0.19	4.83	
W4TZ-312-5-D	0.31	7.92	0.30	7.54	0.42	10.72							0.21	5.21	
W4TZ-375-5-D	0.38	9.53	0.36	9.12	0.45	11.53							0.21	5.33	
W4TZ-500-5-D	0.50	12.70	0.48	12.30	0.49	12.45							0.27	6.86	
W6TZ-187-5-D	0.19	4.75	0.17	4.37	0.38	9.53	0.06	1.52	0.50	12.70	0.20	5.16	0.24	6.12	
W6TZ-250-5-D	0.25	6.35	0.23	5.94	0.41	10.34							0.24	6.12	
W6TZ-312-5-D	0.31	7.92	0.30	7.54	0.45	11.30							0.28	6.60	
W6TZ-375-5-D	0.38	9.53	0.36	9.12	0.48	12.30							0.29	7.39	
W6TZ-437-5-D	0.44	11.10	0.42	10.72	0.52	13.26							0.26	6.68	
W6TZ-500-5-D	0.50	12.70	0.48	12.30	0.56	14.22							0.27	6.91	
W6TZ-625-5-D	0.63	15.88	0.61	15.47	0.64	16.18							0.29	7.37	
W6TZ-750-5-D	0.75	19.05	0.67	17.10	0.73	18.44							0.33	8.28	

Harnessing Accessories

Several mounting styles available

- Clamp acts as a retainer during wire routing, and as a permanent clamp when desired



Cat. No.	Mounting Hole Size		Bundle Dia.		Max. Wire Width		Length		Std. Pkg.
	(in.)	(mm)	(in.)	(mm)	(in.)	(mm)	(in.)	(mm)	
Mechanical-Locking Routing Clamps									
TC88	0.25	6.35	0.50	12.7	0.25	6.35	0.891	22.63	100
TC95			1.00	25.4	0.50	12.7	1.590	40.39	

Natural nylon colour.

For use in temperatures ranging from -40°F to 185°F (-40°C to 85°C).

How it works:

A projecting prong is simply pressed into a 1/4 in. hole, where it compresses and locks. The simple ratchet-type lock is released by moving the locking lever.



- Low installation cost
- Releasable
- For grouping wires in appliances, office equipment and other applications
- Adjustable, self-locking clip requires no tools for installation

Cat. No.	Mounting Hole Size		Max. Wire Bundle Dia.		Std. Pkg.
	(in.)	(mm)	(in.)	(mm)	
Harness Clips					
HCP438	0.250	6.35	0.375	9.53	1,000

Natural nylon colour.

For use in temperatures ranging from -40°F to 185°F (-40°C to 85°C).



- AC-loop
- Easy to add wires

Cat. No.	Mounting Method	Bundle Dia.		Maximum Wire Width		Std. Pkg.
		(in.)	(mm)	(in.)	(mm)	
Bundle-Retaining Clamp						
TC70	#10 screws	0.25	6.35	0.40	10.16	100
TC71		0.50	12.7			
TC72		0.75	19.05			
TC73		1.00	25.4	0.50	12.7	
TC74		1.50	38.10			

Rigid PVC construction.

For use in temperatures ranging from -40°F to 122°F (-40°C to 50°C).

- For use with round bundles



Cat. No.	Max. Tie Width		Size		Bundle Hole Size	Std. Pkg.
	(in.)	(mm)	(in.)	(mm)		
TY-RAP® Saddle Mounting Plate						
TC92	0.190	4.83	1/2-1-1/4	12.7-31.75	#6 screws	100

Natural nylon colour.

For use in temperatures ranging from -40°F to 185°F (-40°C to 85°C).

Wires are held 1/2 in. above work surface for easy tying


- Consist of a spring-loaded clip and an elastic bundle support
- Wires are inserted by snapping them through spring-loaded clips




Cat. No.	Fastener	Max. Wire Bundle Dia.		Width		Height		Std. Pkg.
		(in.)	(mm)	(in.)	(mm)	(in.)	(mm)	
Wire-Bundle Retainers								
TC86	#6 screws	0.750	19.05	1.750	44.45	1.81	46.05	25
TC87		1.250	31.75	2.469	62.71	2.281	57.94	10

Hardened, nickel-plated, steel construction

- For wire harness board manufacturing



Cat. No.	A		B		C		Std. Pkg.
	(in.)	(mm)	(in.)	(mm)	(in.)	(mm)	
Harness-Board Nails							
HBP-1	1.00	25.40	0.625	15.88	0.72	1.83	100
HBP112	1.50	38.10			0.82	2.08	
HBP2	2.00	50.80			0.92	2.34	
HBP212	2.50	63.50			0.105	2.67	
HBP3	3.00	76.20			0.120	3.05	



Offers extra support for wires and cables

- TC131 bulkhead mounting base can be installed from either side
- Ties are installed through the clamp on either side of the bulkhead



Cat. No.	Mounting Method	Tie Width Accom.		Maximum Width		Length		Std. Pkg.
		(in.)	(mm)	(in.)	(mm)	(in.)	(mm)	
Bulkhead Bundle Support Feedthrough								
TC131	#6 screws	0.190	4.83	1.115	28.32	1.890	48.00	1,000

Natural nylon colour.

For use in temperatures ranging from -40°F to 185°F (-40°C to 85°C).

Keep wire bundles apart

Cat. No.	Max. Tie Width Accom.		Width		Length		Std. Pkg.
	(in.)	(mm)	(in.)	(mm)	(in.)	(mm)	
Wire-Bundle Spacer							
TC5339	0.190	4.83	0.266	6.76	0.500	12.70	100

Natural nylon colour.

For use in temperatures ranging from -40°F to 185°F (-40°C to 85°C).



Mounting Bases for Heavy-Duty Applications

Designed for indoor or outdoor use and heavy-duty applications

- Quick and easy to install on existing metal framing channel
- Installs with a push and twist
- Smooth design protects cable insulation
- Takes range of cable diameters



When fastening wire bundles, cables or hoses to framing channels, you can cut costs considerably by using the Ty-Rap® cable clamp. It's made of smooth, weather-resistant nylon and designed to protect cable insulation and hoses from wear or damage, which can occur with metal clamps. The clamp may be used for both indoor or outdoor applications. It quickly installs in the framing channel with a simple push and twist. It requires no screws, nuts or tools. The clamp fits all 1-1/2 in. and 1-5/8 in. channels regardless of channel depth.



Cat. No.	Channel Size	Max. Tie Width Accom.		Std. Pkg.
	(in.)	(in.)	(mm)	
Framing Channel Clamp				
TC5363X	1-1/2 and 1-5/8	0.301	7.65	50


Made from high-impact weather-resistant black nylon.
For use in temperatures ranging from -40°F to 185°F (-40°C to 85°C).

Specially designed head is range-taking

- Quick, easy installation without cumbersome adhesives or epoxies
- Provides a quick, easy and dependable means of attaching cable and wires to masonry surfaces
- Installs by tapping it into a drilled hole
- It's immediately ready to accept a cable tie and wire bundle — no tedious surface preparation; no waiting for adhesives to set
- Replaces a variety of anchors, clamps, screws and adhesives
- Designed for both indoor and outdoor applications
- Only two sizes to stock — reduces inventory

Cat. No.	Hole Size in Masonry	Max. Tie Width Accom.		Std. Pkg.
	(in.)	(in.)	(mm)	
Framing Channel Clamp				
TC5358	1/4	0.190	4.83	100
TC5359	3/8	0.500	12.70	50

Made of a special impact and ultraviolet-resistant black nylon.
For use in temperatures ranging from -40°F to 185°F (-40°C to 85°C).



Weather-resistant!

- For use with lashing ties up to .500 in. width (i.e. TY5409)
- High impact



Cat. No.	Mounting Method	Tid Width Accom.		Maximum Width		Length		Std. Pkg.
		(in.)	(mm)	(in.)	(mm)	(in.)	(mm)	
Ty-Rap® Mounting Base for Lashing Tie								
TC5355	#8 screws	0.500	12.70	0.750	19.05	1.750	44.45	25
TC5356	#10 screws							
TC5357	1/4 in. screws							

Black nylon construction.
For use in temperatures ranging from -40°F to 185°F (-40°C to 85°C).

Mounting Bases for Heavy-Duty Applications

A fast and simple harnessing method for neat, versatile wire management

Thomas & Betts Stud Mount Fastening System is a fast and simple harnessing method for neat, versatile, cord, cable, hose, and wire management. Using a custom drill bit, the Stud Mount base is quickly attached onto a threaded stud or bolt to the proper torque—every time. The innovative “X” design of the base reliably supports many types of cable or hose assemblies using a wide range of conventional T&B® cable ties. Designed with 10 separate lashing positions, the Stud Mount offers unlimited wire harnessing arrangements. T&B’s Stud Mount is available in four convenient stud bolt sizes.

- Great for harnessing wires, cables and hoses to truck and trailer chassis
- Fast, easy installation, using standard 3/8 in. power drill and application tool or simply hammer on
- Unlimited harnessing flexibility using conventional T&B® cable ties
- Custom drill bit quickly installs base to proper torque — won’t crack or break mounting base due to being overtightened
- Unique 4-way multi-directional design
- 10-position harness capability
- Available for 3/8 in., 1/2 in., 5/8 in., and 3/4 in. stud/bolt sizes
- Self-tapping thread design for reliable installation onto stud
- High pull-out strength of 500+ lb.



The Stud Mount Cable Fastening System includes a range of bases and the custom drill bit that mounts all sizes.



During installation, the custom Stud Mount drill bit application tool ejects itself from mounting base, ensuring proper torque and preventing cracking or breaking of the mount from being overtightened.



Virtually unlimited harnessing flexibility is provided in the unique 10-position harness design of the Stud Mount base.

Cat. No.	Description	Stud Size (in.)	Material	Colour	Std. Pkg.
Stud Mount Fastening System					
XMNY-375-0-D	Mount Fastener	3/8	Nylon, UV Stabilized	Black	500
XMNY-500-0-D		1/2			
XMNY-625-0-D		5/8			
XMNY-750-0-D		3/4			
WTXM	Application Tool	–	Tool Steel	–	1

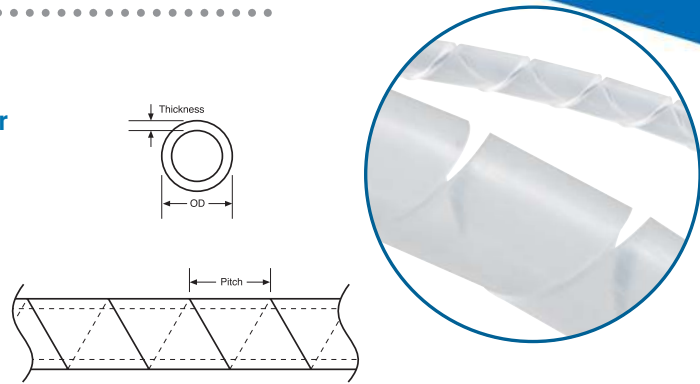
Material: Impact-resistant weatherable black nylon.
For use in temperatures ranging from -40°F to 185°F (-40°C to 85°C).

Wire Protection Products

Spiral Wrap

Install with gaps for greater flexibility or butted together for maximum abrasion resistance, insulation and rigidity!

- Packaged in 100 foot reels
- Protects bundles from 0.063 in. to 7 in. (1.6 mm to 177.8 mm) diameters
- Available in three material types
- Also commonly known as reverse cut, left-handed cut or counter-clockwise cut
- For use with cutting tool SR-100 (see page C69)
- UL 94 HB Flammability Rating



Cat. No.	Material	Outside Diameter		Pitch		Nominal Wall Thickness		Minimum/Maximum Bundle Range				Reel Qty.
		(in.)	(mm)	(in.)	(mm)	(in.)	(mm)	(in.)	(mm)	(in.)	(mm)	
Spiral Wrap												
SRPE-125-9-C	Natural Polyethylene	0.125	3.18	0.210	5.33	0.35	0.89	0.06	1.60	0.50	12.70	1 (100 ft.)
SRPE-187-9-C		0.187	4.75	0.240	6.10	0.040	1.02	0.13	3.18	1.50	38.10	
SRPE-250-9-C		0.250	6.35	0.375	9.53	0.045	1.14	0.19	4.78	2.00	50.80	
SRPE-375-9-C		0.375	9.53	0.438	11.13	0.052	1.32	0.31	7.95	3.00	76.20	
SRPE-500-9-C		0.500	12.70	0.563	14.30	0.062	1.57	0.38	9.53	4.00	101.60	
SRPE-625-9-C		0.625	15.88	0.625	15.88	0.060	1.57	0.63	15.88	4.50	114.30	
SRPE-750-9-C		0.750	15.88	0.750	19.05	0.65	1.65	0.75	19.05	5.00	127.00	
SRPE-1000-9-C		1.000	25.40	1.110	28.19	0.70	17.78	1.00	25.40	7.00	177.80	
SRPE-125-0-C	Weatherable Black Polyethylene	0.125	3.18	0.210	5.33	0.35	0.89	0.06	1.60	0.50	12.70	
SRPE-187-0-C		0.187	4.75	0.240	6.10	0.040	1.02	0.13	3.18	1.50	38.10	
SRPE-250-0-C		0.250	6.35	0.375	9.53	0.045	1.14	0.19	4.78	2.00	50.80	
SRPE-375-0-C		0.375	9.53	0.438	11.13	0.052	1.32	0.31	7.95	3.00	76.20	
SRPE-500-0-C		0.500	12.70	0.563	14.30	0.062	1.57	0.38	9.53	4.00	101.60	
SRPE-625-0-C		0.625	15.88	0.625	15.88	0.060	1.57	0.63	15.88	4.50	114.30	
SRPE-750-0-C		0.750	15.88	0.750	19.05	0.065	1.65	0.75	19.05	5.00	127.00	
SRPE-1000-0-C		1.000	25.40	1.110	28.19	0.070	1.78	1.00	25.40	7.00	177.80	
SRNY-187-9-C	Natural Nylon 6.6	0.190	4.75	0.240	6.10	0.025	0.64	0.13	3.18	1.50	38.10	
SRNY-250-9-C		0.250	6.35	0.375	9.53	0.030	0.76	0.19	4.78	2.00	50.80	
SRNY-375-9-C		0.375	9.53	0.438	11.13	0.040	0.89	0.31	7.95	3.00	76.20	
SRNY-500-9-C		0.500	12.70	0.563	14.30	0.040	0.89	0.38	9.53	4.00	101.60	

Sold in 100-ft. rolls.

Polyethylene

Available in natural and weatherable black.

For general indoor use to 122°F (50°C). Material is flexible and easy to work with.

Weatherable Polyethylene

Available in black only.

Designed to resist ultraviolet light in outdoor applications.

Flame-Retardant Polyethylene

Available in white only.

Material is UL 94 V-0 rated. More economical and less rigid than nylon.

Nylon 6.6

Available in natural only.

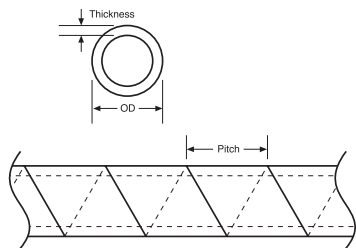

Offers highest abrasion resistance and rigidity. Self-extinguishing to UL 94 HB and a UL Recognized Component.

Fluoropolymer

Available in opaque colour.

Excellent resistance to harsh environments 338°F (170°C) max operating temperature.

Wire Protection Products



Spiral Wrap

Perfect for protection of bundles from 0.063 in. to 7 in. diameters

- Install with gaps for greater flexibility or butted together for maximum abrasion resistance, insulation, and rigidity
- Available in three materials
- Also known as right-hand cut or clockwise cut
- Use cutting tool SR-100 (see page C69)

Cat. No.	Material	Outside Diameter		Pitch		Nominal Wall Thickness		Minimum/Maximum Bundle Range				UL Flammability	Reel Qty.	
		(in.)	(mm)	(in.)	(mm)	(in.)	(mm)	(in.)	(mm)	(in.)	(mm)			
Forward Cut Spiral Wrap														
SRPE-125F-9-C	Natural Polyethylene	0.19	4.75	0.24	6.10	0.04	1.02	0.06	1.60	0.50	12.70	94 HB	1 (100 ft.)	
SRPE-187F-9-C		0.19	4.75	0.24	6.10	0.04	1.02	0.13	3.18	1.50	38.10			
SRPE-250F-9-C		0.25	6.35	0.38	9.53	0.05	1.14	0.19	4.78	2.00	50.80			
SRPE-375F-9-C		0.38	9.53	0.44	11.13	0.05	1.32	0.31	7.95	3.00	76.20			
SRPE-500F-9-C		0.50	12.70	0.56	14.30	0.06	1.57	0.38	9.53	4.00	101.60			
SRPE-625F-9-C		0.63	15.88	0.63	15.88	0.06	1.57	0.63	15.88	4.50	114.30			
SRPE-750F-9-C		0.75	19.05	0.75	19.05	0.07	1.65	0.75	19.05	5.00	127.00			
SRPE-1000F-9-C		1.00	25.40	1.11	28.19	0.07	1.78	1.00	25.40	7.00	177.80			
SRPE-125F-0-C	Weatherable Black Polyethylene	0.19	4.75	0.24	6.10	0.04	1.02	0.06	1.60	0.50	12.70			
SRPE-187F-0-C		0.19	4.75	0.24	6.10	0.04	1.02	0.13	3.18	1.50	38.10			
SRPE-250F-0-C		0.25	6.35	0.38	9.53	0.05	1.14	0.19	4.78	2.00	50.80			
SRPE-375F-0-C		0.38	9.53	0.44	11.13	0.05	1.32	0.31	7.95	3.00	76.20			
SRPE-500F-0-C		0.50	12.70	0.56	14.30	0.06	1.57	0.38	9.53	4.00	101.60			
SRPE-625F-0-C		0.63	15.88	0.63	15.88	0.06	1.57	0.63	15.88	4.50	114.30			
SRPE-750F-0-C		0.63	15.88	0.75	19.05	0.07	1.65	0.75	19.05	5.00	127.00			
SRPE-1000F-0-C		1.00	25.40	1.11	28.19	0.07	1.78	1.00	25.40	7.00	177.80			
SRFR-125F-WH-C	White Flame-Retardant Polyethylene	0.19	4.75	0.24	6.10	0.04	1.02	0.13	3.18	1.50	38.10	94 HB		
SRFR-187F-WH-C		0.19	4.75	0.24	6.10	0.04	1.02	0.19	4.78	2.00	50.80			
SRFR-250F-WH-C		0.25	6.35	0.38	9.53	0.05	1.14	0.31	7.95	3.00	76.20			
SRFR-375F-WH-C		0.38	9.53	0.44	11.13	0.05	1.32	0.38	9.53	4.00	101.60			
SRFR-500F-WH-C		0.50	12.70	0.56	14.30	0.06	1.57	0.19	2.00	2.00	50.80			
SRTL-250F-9-C	Fluoropolymer	0.25	6.35	0.38	9.53	0.05	1.32	0.31	3.00	3.00	76.20			
SRTL-500F-9-C		0.50	12.70	0.56	14.30	0.06	1.57	0.38	4.00	4.00	101.60			

Sold in 100-ft. rolls.

Polyethylene

Available in natural and weatherable black.

For general indoor use to 122°F (50°C). Material is flexible and easy to work with.

Weatherable Polyethylene

Available in black only. Designed to resist ultraviolet light in outdoor applications.

Flame-Retardant Polyethylene

Available in white only.

Material is UL 94 V-0 rated. More economical and less rigid than nylon.

Nylon 6.6

Available in natural only.

Offers highest abrasion resistance and rigidity. Self-extinguishing to UL 94 HB and a UL Recognized Component.

Fluoropolymer

Available in opaque colour.


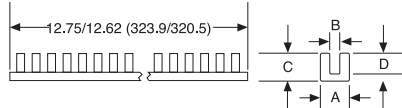
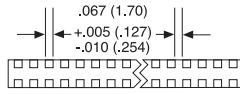
Excellent resistance to harsh environments 338°F (170°C) max operating temperature.

Wire Protection Products

Molded Grommeting

Suitable for round hole or odd-shape applications!

- Meets MS21266
- Available in three materials for panel thicknesses from 0.015 in. to 0.192 in.
- Grommet is used to protect panel edges and knockouts where the chafing of passing wires is a concern
- Also available in fluoropolymer material for harsh environments
- Strip length – 12-3/4 in.



Std. Cat. No.	Bulk Cat. No.	Material	A		B		C		D		For Panel Thickness		Military Standard Numbers	Std. Pkg.	Bulk Pkg.
			(in.)	(mm)	(in.)	(mm)	(in.)	(mm)	(in.)	(mm)	(in.)	(mm)			
Molded Grommeting															
GSNY-052-9-C	–	Natural Nylon 6.6	0.15	3.81	0.06	1.42	0.16	3.94	0.10	2.54	0.02-0.052	0.38-1.32	MS-21266-1N	100	–
GSNY-085-9-C	–		0.18	4.45	0.09	2.29					0.05-0.085	1.35-2.16	MS-21266-2N		
GSNY-128-9-C	–		0.22	5.59	0.13	3.33					0.09-0.128	2.18-3.25	MS-21266-3N		
GSNY-192-9-C	–		0.36	8.26	0.20	4.95					0.19-0.192	3.25-4.88	MS-21266-4N		
GSTZ-052-9-C	–	Fluoropolymer	0.15	3.81	0.06	1.42	0.16	3.94			0.02-0.052	0.38-1.32	MS-21266-1T	100	–
GSTZ-085-9-C	–		0.18	4.45	0.09	2.29					0.05-0.085	1.35-2.16	MS-21266-2T		
GSTZ-128-9-C	–		0.22	5.59	0.13	3.33					0.09-0.128	2.18-3.25	MS-21266-3T		
GSFR-052-WH-C	–	Flame-Retardant White	0.15	3.81	0.06	1.42	0.16	3.94			0.02-0.052	0.38-1.32	–	–	500
–	GSFR-052-WH-D		0.15	3.81	0.06	1.42					0.02-0.052	0.38-1.32			
GSFR-085-WH-C	–		0.18	4.45	0.09	2.29					0.05-0.085	1.35-2.16			
GSFR-128-WH-C	–		0.22	5.59	0.13	3.33			0.09-0.128	2.18-3.25					

High-carbon, Teflon® coated steel blade!

Use our SR-100 cutting tool for all your spiral wrap, plastic pipe and PVC conduit needs up to 1-1/4 IN. I.D.

- Contoured handle resists tube crushing
- Produces no "sawdust" — no need to debur
- Lightweight, low-profile and no exposed blade when stored



Cat. No.	Description
SR-100 Cutting Tool	
SR-100	Cutting Tool
SR-R	Replacement blade

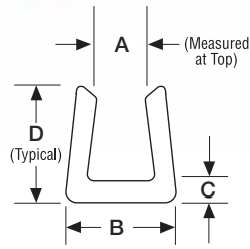
Teflon® is a trademark of the DuPont Corporation.

Wire Protection Products

Extruded Grommets

Line panel edges and knockouts!

- Used to line panel edges and knockouts where the chafing of passing wires is a concern
- Available in 8 stock sizes in 100-ft. lengths for panels from 0.040 in. (1.02 mm) to 0.250 in. (6.35 mm) thick
- A variety of stocked materials to cover a wide range of applications
- Solid Wall Polyethylene is ideal for protection of glass, sheet metal, wood panels, or other sheet-form materials



Cat. No.	Material	A Max. Panel Thickness		C Grommeting Thickness		D Grommeting Height		D Grommeting Width		UL Flammability	Reel Qty.					
		(in.)	(mm)	(in.)	(mm)	(in.)	(mm)	(in.)	(mm)							
Extruded Grommets																
GRNY-040-9-C	Natural Nylon	0.04	1.02	0.04	1.02	0.19	4.83	0.13	3.18	94 V-2	1 (100 ft.)					
GRNY-052-9-C		0.05	1.32													
GRNY-062-9-C		0.06	1.57	0.05	1.32	0.20	5.08	0.17	4.32							
GRNY-085-9-C		0.09	2.16													
GRNY-100-9-C		0.10	2.54													
GRNY-125-9-C		0.13	3.18													
GRNY-187-9-C		0.19	4.75													
GRNY-250-9-C		0.25	6.35													
GRNY-040-0-C	0.04	1.02	0.04									1.02	0.19	4.83	0.13	3.18
GRNY-052-0-C	0.05	1.32														
GRNY-062-0-C	0.06	1.57	0.05	1.32	0.20	5.08	0.17	4.32								
GRNY-085-0-C	0.09	2.16														
GRNY-100-0-C	0.10	2.54														
GRNY-125-0-C	0.13	3.18														
GRNY-187-0-C	0.19	4.75														
GRNY-250-0-C	0.25	6.35														
GRPE-040-9-C	Natural Polyethylene	0.04							1.02	0.04	1.02	0.19	4.83	0.13	3.18	
GRPE-052-9-C		0.05							1.32							
GRPE-062-9-C		0.06	1.57	0.05	1.32	0.20	5.08	0.17	4.32							
GRPE-085-9-C		0.09	2.16													
GRPE-100-9-C		0.10	2.54													
GRPE-125-9-C		0.13	3.18													
GRPE-187-9-C		0.19	4.75													
GRPE-250-9-C		0.25	6.35													
GRUPE-040-9-C	0.04	1.02	0.04							1.02	0.19	4.83	0.13	3.18		
GRUPE-052-9-C	0.05	1.32														
GRUPE-062-9-C	0.06	1.57	0.05	1.32	0.20	5.08	0.17	4.32								
GRUPE-085-9-C	0.09	2.16														
GRUPE-100-9-C	0.10	2.54														
GRUPE-125-9-C	0.13	3.18														
GRUPE-187-9-C	0.19	4.75														
GRUPE-250-9-C	0.25	6.35														
GRFR-040-WH-C	Flame-Retardant White Polyethylene	0.04							1.02	0.04	1.02	0.19	4.83	0.13	3.18	
GRFR-052-WH-C		0.05							1.32							
GRFR-062-WH-C		0.06	1.57	0.05	1.32	0.20	5.08	0.17	4.32							
GRFR-085-WH-C		0.09	2.16													
GRFR-100-WH-C		0.10	2.54													
GRFR-125-WH-C		0.13	3.18													
GRFR-187-WH-C		0.19	4.75													
GRFR-250-WH-C		0.25	6.35													
GRFR-040-WH-C	0.04	1.02	0.04							1.02	0.19	4.83	0.13	3.18		
GRFR-052-WH-C	0.05	1.32														
GRFR-062-WH-C	0.06	1.57	0.05	1.32	0.20	5.08	0.17	4.32								
GRFR-085-WH-C	0.09	2.16														
GRFR-100-WH-C	0.10	2.54														
GRFR-125-WH-C	0.13	3.18														
GRFR-187-WH-C	0.19	4.75														
GRFR-250-WH-C	0.25	6.35														

Wire Protection Products

Braided Sleeving


Available in handy mini spools or bulk reels!

Thomas & Betts braided wire protection sleeving is used to bundle and protect wires and cables from abrasion and excessive wear. Its flexible, lightweight, open weave construction installs easily over a variety of bundle diameters and shapes. The sleeving is resistant to chemicals, fungus, fuels, UV sunlight, and has an indefinite shelf life. It's easily cut with a hot knife, which seals the end, preventing fraying. Ends can be secured using Ty-Rap® cable ties.

Available in:


- Handy mini spools or bulk reels
- Eight sizes from 1/8 in. (3.18 mm) to 2-1/2 in. (63.5 mm) nominal I.D. size
- Solid or wraparound hook and loop braided expandable wire sleeving
- Meets UL94V-1
- Meets Federal Motor Vehicle Standard No. FMV SS 302

Types of Materials



Polyethylene Terephthalate (P.E.T.)

A black 0.010 in. (0.25mm) polyester monofilament material designed for indoor and outdoor applications. It's rated for continuous operating temp. -103°F to 257°F (-75°C to 125°C).



F – Flame Retardant Polyethylene Terephthalate (P.E.T.)

A 0.010 in. (0.25 mm) self-extinguishing polyester monofilament material that can be used indoors and outdoors. It's provided in black with white tracer for identification, and is rated for continuous operating temp. -103°F to 257°F (-75°C to 125°C). Meets UL 94V-1 Flammability Rating.

Catalogue Number System



Cat. No.	Nominal I.D.		Colour	Nominal Diameter Range		Reel Size	Std. Pkg.
	(in.)	(mm)		(in.)	(mm)		
Braided Expandable Wire Protection Sleeving							
S250PT-0	0.250	6.35	Black	0.125 to 0.375	3.18 to 9.53	M = 1000 ft. D = 500 ft. K = 250 ft. T = 200 ft. C = 100 ft. L = 50 ft.	1
S375PC-0	0.375	9.53		0.187 to 0.625	4.75 to 15.88		1

S = Braided Expandable Wire Sleeving

Materials

- P** = P.E.T. (Polyethylene Terephthalate)
- F** = Flame-retardant P.E.T.
- PW** = P.E.T. hook & loop wraparound sleeving
- FW** = Flame-retardant P.E.T. hook & loop wraparound sleeving


Nominal I.D. Equivalents

- 0.125** = 1/8 in.
- 0.250** = 1/4 in.
- 0.375** = 3/8 in.
- 0.500** = 1/2 in.
- 0.750** = 3/4 in.
- 1.250** = 1-1/4 in.
- 1.500** = 1-1/2 in.
- 1.750** = 1-3/4 in.
- 2.000** = 2 in.
- 2.500** = 2-1/2 in.

Wire Protection Products

Types of Materials


Braided Sleeving



Cat. No.	Nominal I.D.		Colour	Nominal Diameter Range		Spool Quantity	Std. Pkg.
	(in.)	(mm)		(in.)	(mm)		
P.E.T. Braided Expandable Wire Sleeving — Mini Spool							
S250PT-0	0.25	6.35	Black	0.13 to 0.38	3.18 to 9.53	200 ft. / 60.96 m	1
S375PC-0	0.38	9.53		0.19 to 0.63	4.75 to 15.88	125 ft. / 38.10 m	
S500PC-0	0.50	12.70		0.25 to 0.75	6.35 to 19.05	100 ft. / 30.48 m	
S750PC-0	0.75	19.05		0.50 to 1.25	12.70 to 31.75		
S1250PL-0	1.25	31.75		0.75 to 31.75	19.05 to 44.45	50 ft. / 15.24 m	

NOTE: Order by spool, not per foot.


Safety first!



Cat. No.	Nominal I.D.		Colour	Nominal Diameter Range		Spool Quantity	Std. Pkg.
	(in.)	(mm)		(in.)	(mm)		
Flame Retardant Braided Expandable Wire Sleeving — Mini Spool							
S250FT-0	0.25	6.35	Black with White Tracer	0.13 to 0.38	3.18 to 9.53	200 ft. / 60.96 m	1
S500FC-0	0.50	12.70		0.25 to 0.75	6.35 to 19.05	100 ft. / 30.48 m	
S750FC-0	0.75	19.05		0.50 to 1.25	12.70 to 31.75		
S1250FL-0	1.25	31.75		0.75 to 31.75	19.05 to 44.45	50 ft. / 15.24 m	

NOTE: Order by spool, not per foot.

Enables for easy wrapping of existing wire harnesses and cables!



Cat. No.	Nominal I.D.		Colour	Nominal Diameter Range		Spool Quantity	Std. Pkg.
	(in.)	(mm)		(in.)	(mm)		
P.E.T. Hook and Loop, Wraparound Sleeving — Mini Spool							
S500PWL-0	0.50	12.70	Black	0.25 to 0.75	6.35 to 19.05	50 ft. / 15.24 m	1
S750PWL-0	0.75	19.05		0.50 to 1.25	12.70 to 31.75		
S1250PWL-0	1.25	31.75		0.75 to 31.75	19.05 to 44.45		
S2000PWL-0	2.00	50.80		1.50 to 3.50	38.10 to 88.90		

NOTE: Order by spool, not per foot.

- No tools required to close the sleeving
- Hook and loop material is made of 100% nylon

Convenient for rework without disrupting existing connection!



Cat. No.	Nominal I.D.		Colour	Nominal Diameter Range		Spool Quantity	Std. Pkg.
	(in.)	(mm)		(in.)	(mm)		
Flame Retardant Hook and Loop, Wraparound Sleeving — Mini Spool							
S500FWL-0	0.50	12.70	Black with White Tracer	0.25 to 0.75	6.35 to 19.05	50 ft. / 15.24 m	1
S750FWL-0	0.75	19.05		0.50 to 1.25	12.70 to 31.75		
S1250FWL-0	1.25	31.75		0.75 to 31.75	19.05 to 44.45		
S2000FWL-0	2.00	50.80		1.50 to 3.50	38.10 to 88.90		

NOTE: Order by spool, not per foot.

Wire Protection Products


Buy in bulk and save!

Braided Sleeving



Cat. No.	Nominal I.D.		Colour	Nominal Diameter Range		Reel Quantity	Std. Pkg.
	(in.)	(mm)		(in.)	(mm)		
P.E.T. Braided Expandable Wire Sleeving — Bulk Reel							
S125PM-0	0.125	3.18	Black	0.09 to 0.250	2.39 to 6.35	1,000 ft. / 304.80 m	1
S250PM-0	0.25	6.35		0.125 to 0.375	3.18 to 9.53		
S500PD-0	0.50	12.70		0.25 to 0.75	6.35 to 19.05	500 ft. / 152.40 m	
S750PK-0	0.75	19.05		0.50 to 1.25	12.70 to 31.75	250 ft. / 76.20 m	
S1250PK-0	1.25	31.75		0.75 to 1.75	19.05 to 44.45		
S1500PT-0	1.50	38.10		1.00 to 2.50	25.40 to 63.50	200 ft. / 60.96 m	
S1750PT-0	1.75	44.45		0.125 to 0.375	31.75 to 59.85		
S2000PT-0	2.00	50.80		1.50 to 3.50	38.10 to 88.90		
S2500PT-0	2.50	63.50		1.75 to 4.50	44.45 to 114.30		

NOTE: Order by spool, not per foot.




Choose from a variety of reel sizes!



Cat. No.	Nominal I.D.		Colour	Nominal Diameter Range		Reel Quantity	Std. Pkg.
	(in.)	(mm)		(in.)	(mm)		
Flame Retardant Braided Expandable Wire Sleeving — Bulk Reel							
S125FM-0	0.125	3.18	Black with White Tracer	0.09 to 0.250	2.39 to 6.35	1,000 ft. / 304.80 m	1
S250FM-0	0.25	6.35		0.125 to 0.375	3.18 to 9.53		
S375FD-0	0.38	9.53		0.19 to 63	4.75 to 15.88	500 ft. / 152.40 m	
S500FD-0	0.50	12.70		0.25 to 0.75	6.35 to 19.05		
S750FK-0	0.75	19.05	White with Black Tracer	0.50 to 1.25	12.70 to 31.75	250 ft. / 76.20 m	
S750FK-9	0.75	19.05		0.50 to 1.25	12.70 to 31.75		
S1250FK-0	1.25	31.75	Black with White Tracer	0.75 to 1.75	19.05 to 44.45	200 ft. / 60.96 m	
S1750FT-0	1.75	44.45	0.125 to 0.375	31.75 to 59.85			
S1750FT-9	1.75	44.45	White with Black Tracer	0.125 to 0.375	31.75 to 59.85		
S2000FT-0	2.00	50.80	Black with White Tracer	1.50 to 3.50	38.10 to 88.90		
S2500FT-0	2.50	63.50	White Tracer	1.75 to 4.50	44.45 to 114.30		

NOTE: Order by spool, not per foot.

For other colours, lengths, sizes and materials, please Contact your Regional Sales Office.



The right tool for the job!



Cat. No.	Description	Std. Pkg.
Sleeving End Cutter/Sealer Tools		
WTBM	Benchmount End Cutter/Sealer Tool, 110V AC	1

It's recommended that the sleeving be cut with a hot knife for a straight cut and to seal the ends, which prevents fraying.



Cable Tie Installation Tools



NEW!

The most comfortable and efficient hand tool available for installing cable ties!

Thomas & Betts set out to develop a high performance and very reliable hand-operated cable tie installation tool. It's ergonomic with more features than any competing tool on the market. This new and improved Ty-Rap® Cable Tie Installation Tool is the result, and it fits the bill in every aspect. Our engineers carefully considered user comfort and designed this rugged yet lightweight, well-balanced tool to reduce stress, fatigue and the risk of carpal tunnel syndrome and other cumulative trauma disorders to the hand and wrist. They didn't stop with ergonomics, however. This new tool offers a flush cable tie tail-to-head trim, a longer handle stroke requiring less handle force, higher tension capabilities and much, much more!

Designed for Efficiency

- Wide cable-tie insertion gap makes it easier to insert tie into tool
- Tension adjustment wheel on nose offers easy access and quick setting — about five times faster than competing tools!
- Tension-locking mechanism maintains constant tension setting, even when tool is frequently put down and picked up again
- Flush tail-to-head cut-off eliminates sharp cable tie ends that can cut or scratch installers, wires and nearby devices
- Longest stroke length available on the market — a full 1 in. — means fewer handle-tensioning cycles to save time and lower installation costs

Designed for Comfort

- 360° rotating nose offers maximum flexibility in any position, especially in tight spaces — no twisting of tool required!
- Adjustable grip span adapts to fit large or small hands
- Anti-recoil cut-off mechanism reduces shock and vibration to hand and wrist
- High-low handle travel feature offers lowest handle force with highest tension in any hand-operated cable tie installation tool on the market
- Handles constructed from rugged, lightweight, high-impact polymer in a balanced design with soft, over-molded, round-edged grips for added user comfort

Specifications

- Dimensions: 7 in. (177 mm) L x 5 in. (127 mm) H x 1-5/8 in. (41.3 mm) W
- Weight: 9 oz. (255 g)

Cat. No.	Description	Std. Pkg.
Ty-Rap® Cable Tie Installation Tool		
ERG50	Tool for 18–50 lb. (80–222 N.) Cable Ties	1
ERG120	Tool for 50–120 lb. (222–533 N.) Cable Ties	



Cable Tie Installation Tools

Boost productivity and reduce user fatigue in demanding, high-volume cable tie installations!

For fast, consistent installation of cable ties in high-volume applications, you can't beat the new Ty-Rap® Pneumatic Cable Tie Installation Tool. Pneumatic power combined with a balanced, ergonomic design enables you to tension and trim large quantities of Ty-Rap® cable ties in rapid succession with accuracy and one-button ease.


- Easy, one-step tensioning and cut-off of cable ties
- Narrow nose rotates 360° to maneuver in tight spaces
- Easy-access tension-adjustment wheel at nose with locking mechanism for repetitive-tension work
- Spare cutting blade storage in handle
- Cuts tail off flush — no sharp ends to injure installers or damage cables
- Holds tails captive until ejected by operator — no mess to clean up
- Soft, over-molded grip with over-sized trigger
- Wide cable-tie insertion gap — no fumbling to insert tie

Specifications


- Dimensions: 10 in. L x 6-1/4 in. H x 1-5/8 in. W
- Weight: 14 oz.
- Operating Pressure: 85–100 psi (non-lubricated air)
- Cable Tie Tensile-Strength Range: 18–50 lb.



Cat. No.	Description	Std. Pkg.
Ty-Rap® Pneumatic Cable Tie Installation Tool		
ERG50P	Pneumatic Cable Tie Installation Tool 1 for 18–50 lb. Ties (includes 9-ft. air hose)	1



Tightens cable tie and cuts flush in one step



360° rotating nose for maximum flexibility



Narrow-shaped nose for easy reach in tight spaces

Cable Tie Installation Tools



Lightweight. Economical. Durable. Perfect for spot-tying!

They cinch up the tie with a squeeze action, and cut away the excess tail when twisted 180°. A specially designed pawl cuts away the tail if the tension limit is exceeded, thereby preventing the cable tie from being over-tightened.

- Installs Ty-Rap® cable ties up to 0.301 in. wide by 0.080 in. thick
- Designed for use by both left- and right-handed operators
- Lightweight, high-impact polymer and steel components

Cat. No.	Description	Tie Body Width		Std. Pkg.
		(in.)	(mm)	
Ty-Rap® Cable Tie Installation Tool — Light Duty				
WT1-TB	Cable Tie Installation Tool, 18–50 lb.(80–222.4 N)	0.09 - 0.18	2.39 - 4.67	1
WT2-TB	Cable Tie Installation Tool, 50–120 lb.(222.4–533.8N)	0.18 - 0.301	4.67 - 7.65	

Cuts tail off — flush

- Installs Ty-Rap® cable ties
- Rugged metallic construction
- Pistol-grip installation tool
- Easy tension adjustment
- Tensions and cuts tie tail off flush



Cat. No.	Description	Tie Body Width		Std. Pkg.
		(in.)	(mm)	
Ty-Rap® Cable Ties Installation Tool — Metallic				
WT193A	Cable Tie Installation Tool, 18–50 lb. (80–222.4N)	0.09 - 0.18	2.39 - 4.67	1

Get the job done right!

- Installs Ty-Rap® stainless steel cable ties
- Rugged stainless steel construction
- Pistol-type installation tool
- Adjustable tension settings



Cat. No.	Description	Tie Body Width		Std. Pkg.
		(in.)	(mm)	
Ty-Rap® Heavy-Duty Installation Tool — Stainless Steel				
DAS250	Stainless Steel Installation Tool	0.31	7.87	1

Easy tension adjustment!

- Installs Ty-Rap® cable ties
- Rugged metallic construction
- Pistol-grip installation tool
- Tensions and cut cable tie tail off flush



Cat. No.	Description	Tie Body Width		Std. Pkg.
		(in.)	(mm)	
Ty-Rap® Heavy-Duty Installation Tool — Mil Spec Approved				
WT199	Installation Tool, 18–50 lb. (80–222.4N)	0.09 - 0.18	2.39 - 4.67	1
WT197	Installation Tool, 50–120 lb. (222.4–533.8N)	0.18 - 0.30	4.67 - 7.65	

Mil Spec Approved (WT199 — MS90387-1, WT197 — MS90387-2)

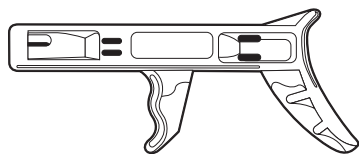
Makes tie installation easy!

- WT3D**
- Installs both self-locking Ty-Rap® cable ties and lashing ties
- WT3S**
- Installs stainless steel ties



Cat. No.	Description	Tie Body Width		Std. Pkg.
		(in.)	(mm)	
Ty-Rap® Installation Tool — Deltec & Stainless Steel				
WT3D	Deltec Installation Tool	0.18 - 0.50	4.67 - 12.70	1
WT3S	Stainless Steel Installation Tool	0.50	12.70	

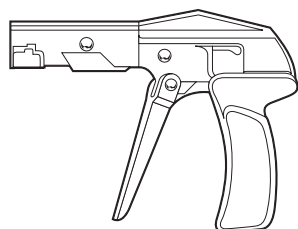
Cable Tie Installation Tools



QC-100 (plastic)

A lightweight tool for least critical applications. Cinch tie to desired bundle and twist tool to remove excess strap. Recommended for use with 18 - 50 pound ties.

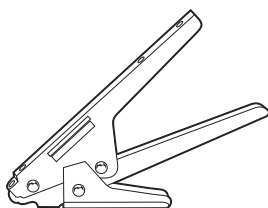
Cat. No.	Description	Tie Body Width	Std. Pkg.
		(in.)	
Cable Tie Tool			
QC-100	Cable Tie Tool, 18-50 lb. tension Plastic Handle	0.094 - 0.184	1



L-200 Metal (steel)

Economy tool for use with 18 - 50 pound ties. Automatic cut-off removes excess strap flush against cable tie head. Tool is equipped with adjustable tensioning.

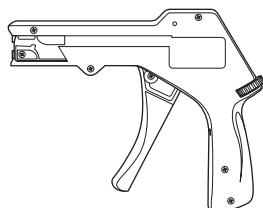
Cat. No.	Description	Tie Body Width	Std. Pkg.
		(in.)	
Cable Tie Tool			
L-200	Cable Tie Tool, 18-50 lb. tension Steel Handle	0.094 - 0.184	1



L-300C Metal (steel)

Rugged construction makes this tool ideal for use with our 120 - 175 pound ties. Cinch tie to desired bundle and pull trigger to cut excess flush at Cable Tie head. Field proven durability.

Cat. No.	Description	Tie Body Width	Std. Pkg.
		(in.)	
Cable Tie Tool			
L-300C	Cable Tie Tool, 120-175 lb. tension Steel Handle	0.301 - 0.345	1



L-400-C (plastic)

Heavy Duty tool for use with 18 - 50 pound ties. Automatic cut-off and adjustable tensioning for dependable use in assembly applications.

Cat. No.	Description	Tie Body Width	Std. Pkg.
		(in.)	
Cable Tie Tool			
L-400C	Cable Tie Tool, 18-50 lb. tension Plastic Handle	0.094 - 0.184	1

Lower Mainland Locations

Burnaby
3935 2nd Avenue
Burnaby, BC V5C 3W9
Tel: 604-292-4800

Langley
#101 - 20550 Duncan Way
Langley, BC V3A 7A3
Tel: 604-533-1275

Richmond
12360 Vickers Way
Richmond, BC V6V 1H9
Tel: 604-273-1981

Surrey
13055 80th Avenue
Surrey, BC V3W 3B1
Tel: 604-596-7111

Island Locations

Campbell River
1030 B - 9th Avenue
Campbell River, BC V9W 4C2
Tel: 250-287-9265

Courtenay
2615 Moray Place
Courtenay, BC V9N 8A9
Tel: 250-334-0338

Duncan
5286 Polkey Road
Duncan, BC V9L 6W3
Tel: 250-748-3377

Parksville
#105 - 425 E. Stanford Avenue
Parksville, BC V9P 2N4
Tel: 250-954-1797

Interior Locations

Cranbrook
Unit A #800 Industrial Road. #2
Cranbrook, BC V1C 4C9
Tel: 250-489-4591

Kamloops
B-983 Camosun Crescent
Kamloops, BC V2C 6G1
Tel: 250-374-3191

Penticton
401 Okanagan Avenue
Penticton, BC V2A 3K1
Tel: 250-492-4032

Vernon
5203 24th Street
Vernon, BC V1T 8X7
Tel: 250-545-2191

Williams Lake
527 S. MacKenzie Avenue
Williams Lake, BC V2G 1C8
Tel: 250-392-7795

Alberta Locations

Unit 9, 7223 68 Avenue,
Edmonton, Alberta T6B 3T6

Northern Locations

Dawson Creek
1101 97th Avenue
Dawson Creek, BC V1G 1N5
Tel: 250-782-4896

Fort Nelson
PO Box 3266 - 5016 48th Avenue
Fort Nelson, BC V0C 1R0
Tel: 250-233-8570

Kitimat
622 Commercial Avenue
Kitimat, BC V8C 2C5
Tel: 250-632-3774

Prince George
2255 S. Quinn Street
Prince George, BC V2N 2X4
Tel: 250-563-0575

Terrace
5000 Pohle Avenue
Terrace, BC V8G 4S8
Tel: 250-635-6379

Specialty Divisions

Process, Automation &
Controls Group
Tel: 778-545-9916

Projects Group
Tel: 604-596-7111

Data Communications Group
Tel: 778-545-9916

Lighting Specialist
Tel: 778-545-9916



Head Office
19295 25th Avenue
Surrey, BC V3Z 3X1
Tel: 778-545-9916
Fax: 778-545-3099
Toll Free: 1-888-467-7626

Visit our

You Tube Channel

www.youtube.com/user/ebhorsman

Shop Online



ebhorsman.com