

¼" x 1 ¼" Glass Tube Fuses


ABC Series, Fast-Acting, Ceramic Tube



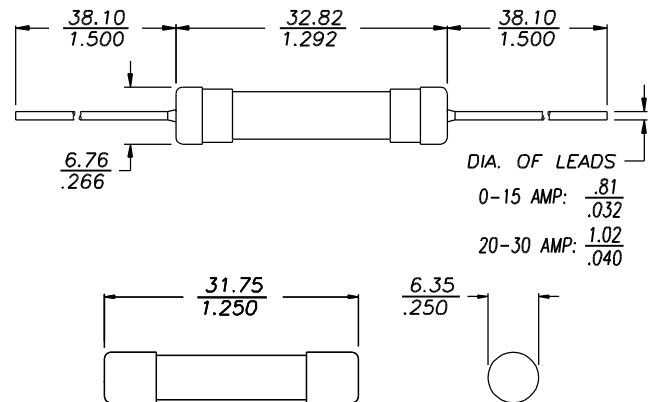
Description

- Fast-acting, ceramic tube
- Optional axial leads available
- ¼" x 1 ¼" (6.4 x 31.7mm) physical size
- Ceramic tube, nickel-plated brass endcap construction
- UL Listed product meets standard 248-14

ELECTRICAL CHARACTERISTICS	
% of Amp Rating	Opening Time
100%	4 Hours Minimum
135%	60 Minutes maximum
200%	120 Seconds Maximum



Dimensions - mm
Drawing Not to Scale



Agency Information

- UL Listed Guide JDYX & File E19180
- UL Recognition Guide JDYX2 & File E19180
- CSA Certification: Class No: 1422-01 & 1422-30, File 53787

Environmental Data

- Shock: ¼A - 30A – MIL-STD-202, Method 213, Test Condition J
- Vibration: ¼A - 30A – MIL-STD-202, Method 204, Test Condition C (Except 5g, 500Hz)

Ordering

- Specify packaging, product and option code

Part Number	Specifications											
	Voltage Ratings		Vac Interrupting Ratings* (amps)		Vdc Interrupting Ratings (amps)		Typical DC Cold Resistance (Ω)**	Typical Pre-Arc I ² t AC†	Typical Voltage Drop (V)‡	Agency Approvals		
	Vac	Vdc	250	125	125	75				UL	UR	CSA
ABC-¼-R	250	125	35	10,000	10,000	—	2.950	0.0020	0.35	X		X
ABC-½-R	250	125	35	10,000	10,000	—	0.587	0.0390	0.41	X		X
ABC-¾-R	250	125	35	10,000	10,000	—	0.300	0.1450	0.32	X		X
ABC-1-R	250	125	35	10,000	10,000	—	0.1950	0.4310	0.3	X		X
ABC-1-½-R	250	125	100	10,000	10,000	—	0.131	1.1630	0.28	X		X
ABC-2-R	250	125	100	10,000	10,000	—	0.0890	2.1670	0.31	X		X
ABC-2-½-R	250	125	100	10,000	10,000	—	0.061	4.4670	0.23	X		X
ABC-3-R	250	125	100	10,000	10,000	—	0.047	6.55	0.14	X		X
ABC-4-R	250	125	200	10,000	10,000	—	0.031	22.28	0.17	X		X
ABC-5-R	250	125	200	10,000	10,000	—	0.026	32.83	0.22	X		X
ABC-6-R	250	125	200	10,000	10,000	—	0.021	58	0.19	X		X
ABC-7-R	250	125	200	10,000	10,000	—	0.016	109.33	0.17	X		X
ABC-8-R	250	125	200	10,000	10,000	—	0.014	116.5	0.19	X		X
ABC-10-R	250	125	200	10,000	10,000	—	0.011	208.8	0.15	X		X
ABC-12-R	250	125	750	10,000	10,000	—	0.0068	133.3	0.1	X		X
ABC-15-R	250	125	750	10,000	10,000	—	0.00553	200.2	0.1	X		X
ABC-18-R	250	—	400	1000	—	—	0.00465	400	0.1		X	X
ABC-20-R	250	125	400	1000	10,000	—	0.00366	550.8	0.1		X	X
ABC-25-R	250	125	200	1000	400	1000	0.0028	839.3	0.09	X		X**
ABC-30-R	250	125	200	1000	400	1000	0.002225	1429	0.09		X	X**

* Interrupting ratings measured at 70% - 80% power factor on AC. The interrupting ratings for 18A and 20A were measured at 85% - 95% power factor on AC. The interrupting ratings for 25A and 30A were measured at 89% power factor on AC.

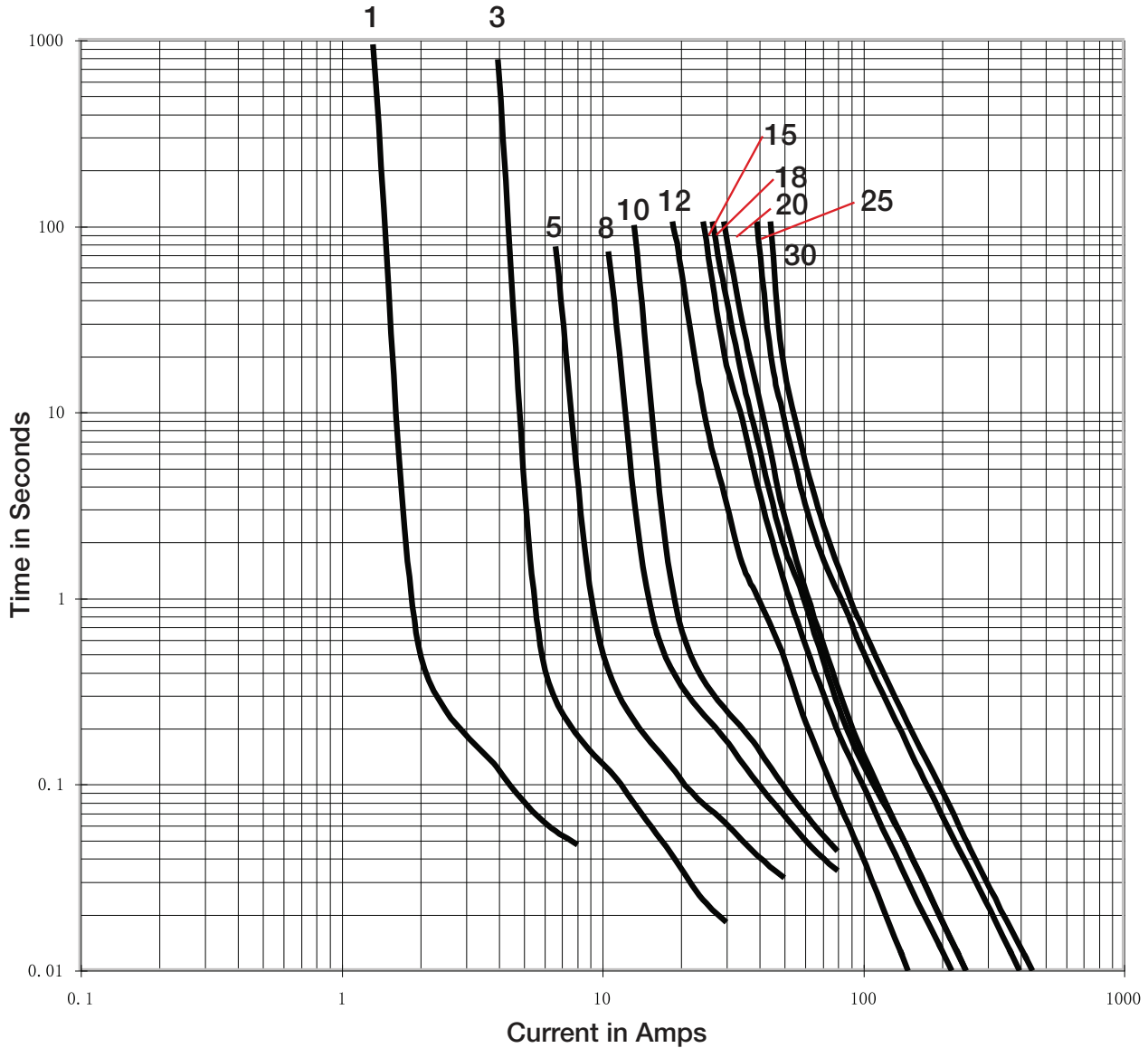
** Typical DC cold resistance measured at <10% of rated current.

† Typical melting I²t measured at listed interrupting rating and rated voltage.

‡ Typical voltage drop measured at 25°C±3°C ambient temperature at rated current.

‡‡ CSA approvals for 25A and 30A are at 125Vac - IR 1000A and 125Vdc - IR 400A (IR 1000A at 75Vdc)

Time-Current Curves



PACKAGING CODE	
Packaging Code	Description
BK	100 pieces of fuses packed into a cardboard carton
BK1	1000 pieces of fuses packed into a cardboard carton
BK8	8000 pieces of fuses packed into a cardboard carton

OPTION CODE	
Option Code	Description
V	Axial leads - copper tinned wire with nickel plated brass overcaps

The only controlled copy of this Data Sheet is the electronic read-only version located on the Cooper Bussmann Network Drive. All other copies of this document are by definition uncontrolled. This bulletin is intended to clearly present comprehensive product data and provide technical information that will help the end user with design applications. Cooper Bussmann reserves the right, without notice, to change design or construction of any products and to discontinue or limit distribution of any products. Cooper Bussmann also reserves the right to change or update, without notice, any technical information contained in this bulletin. Once a product has been selected, it should be tested by the user in all possible applications.

Mouser Electronics

Authorized Distributor

Click to View Pricing, Inventory, Delivery & Lifecycle Information:

Cooper Bussmann:

[ABC-15-R](#) [ABC-1-R](#) [ABC-20-R](#) [ABC-2-R](#) [ABC-5-R](#) [ABC-6-R](#) [ABC-8-R](#) [BK/ABC-12NR](#) [BK/ABC-12RV](#) [BK/ABC-13-R](#) [BK/ABC-15KK](#) [BK/ABC-1BX](#) [BK/ABC-20RX](#) [BK/ABC-25YX](#) [BK/ABC-3XO](#) [BK/ABC-4RX](#) [BK/ABC-5LX](#) [BK/ABC-5RX](#) [BK/ABC-6KX](#) [BK/ABC-B-10](#) [BK/ABC-B-12](#) [BK/ABC-B-15](#) [BK/ABC-BV-15-R](#) [BK/ABC-BV-30-R](#) [ABC-1/10-R](#) [ABC-1-1/2-R](#) [ABC-1/16](#) [ABC-1/4-R](#) [ABC-2-1/2-R](#) [ABC-3/4-R](#)

Eaton:

[BK/ABC-V-20](#) [BK/ABC-V-10](#) [BK/ABC-V-15](#) [BK/ABC-V-1](#) [BK/ABC-V-5](#) [BK/ABC-18](#) [BK/ABC-V-4](#) [BK/ABC-3](#) [BK/ABC-4](#) [BK/ABC-3/4](#) [BK/ABC-1-1/2](#) [BK/ABC-V-25](#) [ABC-1-1/4](#) [ABC-9](#) [ABC-1/8](#) [BK/ABC-V-6](#) [BK/ABC-2](#) [BK/ABC-12](#) [BK/ABC-5-R](#) [BK/ABC-6-R](#) [BK/ABC-4-R](#) [BK/ABC-7-R](#) [BK/ABC-8-R](#) [ABC-9-R](#) [ABC-1-1/4-R](#) [BK/ABC-30-R](#) [BK/ABC-10-R](#) [ABC-1/8-R](#) [BK/ABC-1/4-R](#) [BK/ABC-1-1/2-R](#) [BK/ABC-1-R](#) [BK/ABC-18-R](#) [BK/ABC-1/2-R](#) [BK/ABC-3/4-R](#) [BK/ABC-15-R](#) [BK/ABC-25-R](#) [BK/ABC-3-R](#) [BK/ABC-20-R](#) [BK/ABC-2-R](#) [BK/ABC-2-1/2-R](#) [BK/ABC-V-30](#) [ABC-13-R](#) [ABC-3/8-R](#) [ABC-V-1-1/2-R](#) [ABC-V-2-1/2-R](#) [BK/ABC-V-1/4-R](#) [BK/ABC-V-10-R](#) [BK/ABC-V-15-R](#) [BK/ABC-V-18-R](#) [BK/ABC-V-1-R](#) [BK/ABC-V-20-R](#) [BK/ABC-V-25-R](#) [BK/ABC-V-3/4-R](#) [BK/ABC-V-3-R](#) [BK/ABC-V-4-R](#) [BK/ABC-V-5-R](#) [BK/ABC-V-6-R](#) [BK/ABC-V-7-R](#) [BK/ABC-V-8-R](#) [ABC-10-R](#) [ABC-25-R](#) [ABC-30-R](#) [ABC-3-R](#) [ABC-4-R](#) [ABC-7-R](#) [ABC-V-10-R](#) [ABC-V-12-R](#) [ABC-V-13](#) [ABC-V-13-R](#) [ABC-V-15-R](#) [ABC-V-18-R](#) [ABC-V-1-R](#) [ABC-V-2](#) [ABC-V-20-R](#) [ABC-V-25-R](#) [ABC-V-2-R](#) [ABC-V-3-R](#) [ABC-V-4-R](#) [ABC-V-5-R](#) [ABC-V-6-R](#) [ABC-V-7-R](#) [ABC-V-8-R](#) [ABC-V-9-R](#) [ABC-1-10](#) [ABC-1-10-R](#) [ABC-1-1-2-R](#) [ABC-1-16](#) [ABC-1-16-R](#) [ABC-1-2-R](#) [ABC-1-4-R](#) [ABC-2-1-2-R](#) [ABC-3-4-R](#) [ABC-V-1-10](#) [ABC-V-1-10-R](#) [ABC-V-1-1-4-R](#) [ABC-V-1-16-R](#) [ABC-V-1-4-R](#) [ABC-V-3-4-R](#) [ABC-V-3-8-R](#) [BK1-ABC-10](#)